

CUDA[®]
Kärcher Group



4860 SERIES

Turn the tables on dirt

CUDA KÄRCHER GROUP | FRONT-LOAD AUTOMATIC AQUEOUS PARTS WASHER

4860 SERIES

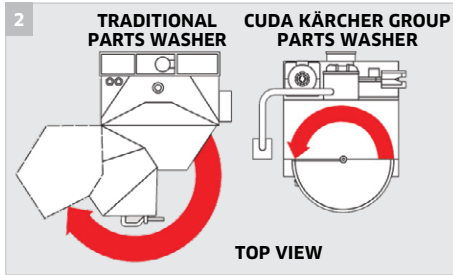



Turn the tables on dirt

The Cuda 4860 features a turntable diameter of 48-inches, working height of 60-inches, and load capacity of 5000 lbs. The 4860 Series is equipped with a 7.5 HP vertical seal-less pump producing 200 GPM at 50 PSI, and has a 156-gallon sump capacity.

Aqueous parts washers clean faster and better without using harmful solvents!

Cuda automatic parts washers provide a safe and efficient solution to cleaning parts because they don't use harmful cleaning solvents to clean. Our automatic parts washers also provide a time-saving, easy parts cleaning solution for your staff allowing them to simultaneously clean parts while performing other tasks.



1 Safety Switch

- Door safety switch protects the operator from hot water spray if roll-in door is opened.

2 Compact Footprint

- Space saving roll-in door allows easy access to the wash chamber.
- Reduces footprint over other traditional parts washers.
- Roll-in door prevents wash solution from dripping on the shop floor.

3 Customize and Accessorize

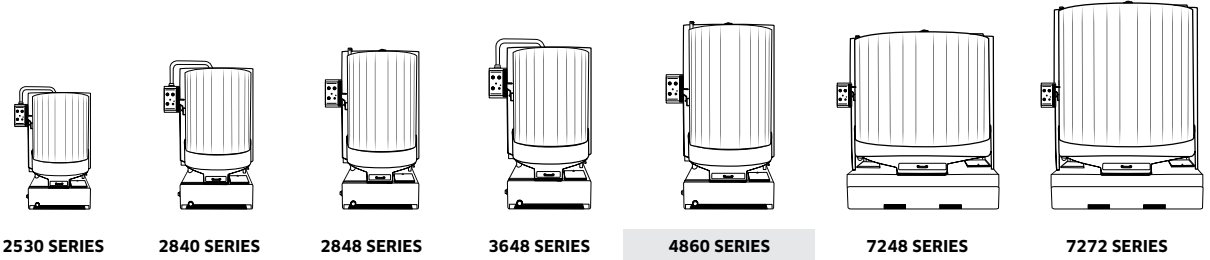
- Customize your parts washer to your specific needs, like with this deluxe kit, so washing becomes the easiest part of the work day.

4 Detergents Engineered for Aqueous Parts Washers

- Cuda Kärcher Group detergents contain advanced formulas engineered specifically for use in aqueous parts washers and their specialized needs. Our advanced formulas include an exclusive multi-metal corrosion inhibitor for rust-protection.

TECHNICAL DATA AND EQUIPMENT

Front-Load Series Comparison



Features

- Vertical / Seal-less Pump: 7.5 HP / 200 GPM / 50 PSI
- 5,000 Lbs. Load Capacity, determined with even weight distribution
- 156 Gal. Sump Capacity
- (2) 9 kW Heaters
- Automatic Oil Skimmer
- Low Water Shutdown
- Optional 12" Height Extension
- Machine: 75"L x 66"W x 105"H

Technical data

Model	Part No.	Working Height	Turntable Diameter	Volt/PH	Total Amps	Ship Wt (lbs)
Standard Models						
4860	1.043-444.0	60"	48"	230/3	67	2457
4860	1.043-445.0	60"	48"	460/3	32	2457
4860	1.043-446.0	60"	48"	575/3	26	2457

NOTE: Standard 4860 series ship by flatbed and require additional contact name and telephone number of the recipient.

Standard Accessories

Part No.	Description
8.916-220.0	Preferred Options Package - Contains Parts Tree, Small Parts Basket, Containment Ring, Oil-Drain Container

Optional Accessories

Part No.	Description	Part No.	Description
8.749-394.0	Automatic Water Fill	8.749-492.0	Two-Tier Turntable ●
8.749-392.0	48" Containment Ring	8.725-267.0	Heater Timer 24 hour 7 day
8.916-341.0	2 Stage Filtration	8.725-268.0	Heater Timer & Skimmer 24 hour 7 day
8.916-342.0	2 Stage Filtration & Sump Sweep	8.924-172.0	Oil Drain Container
8.916-365.0	12" Height Extension	9.802-283.0	Hour Meter
8.749-395.0	60 Mesh for Debris Screen Tray Insert	8.707-034.0	Wastewater Drum Evaporator Belt
8.749-396.0	4 Hook Parts Tree	8.731-254.0	Light Duty Small Parts Basket (8" x 8" x 4")
8.749-397.0	Deluxe Kit: Detail and Power Brush with Side Sink and Side Sump	8.753-825.0	Light Duty Medium Parts Basket (16" x 12" x 6")
		8.723-214.0	Gray Spray Paint

● Requires Light Duty Small Parts Basket and Containment Ring sold separately, not for height extended machines

Contact us for more information:

Cuda Kärcher Group

4555 Airport Way
Denver, CO 80239

Tel. 888-319-0882
Fax. 800-535-9164
karcher.com/cuda