

# CUDA®

Kärcher Group



## 2518 SERIES

An unrivaled performer in the top-load field

# 2518 SERIES



## An unrivaled performer in the top-load field

The 2518 Series is at the top of our line with ruggedness and automation throughout. It comes standard with a time-tested chain drive assembly, virtually maintenance-free vertical seal-less pump, and disc oil skimmer that can be automated for convenience in disposing of oil. Extra-easy access to the sump and removable debris screen set it apart from other top-loaders on the market.

### Aqueous parts washers clean faster and better without using harmful solvents!

Cuda automatic parts washers provide a safe and efficient solution to cleaning parts because they don't use harmful cleaning solvents to clean. Our automatic parts washers also provide a time-saving, easy parts cleaning solution for your staff allowing them to simultaneously clean parts while performing other tasks.



#### 1 Simple Controls

- Control panel has simple controls for oil skimmer, heater, turntable and wash-cycle operation, as well as, a low water shut-off indicator.

#### 2 Vertical Seal-Less Pump

- Creates a positive flow and eliminates pump vibrations.
- Positioned for easy service when needed.

#### 3 Customize and Accessorize


- Customize your parts washer to your specific needs, like this pneumatic power brush, so washing becomes the easiest part of the work day.

#### 4 Detergents Engineered for Aqueous Parts Washers

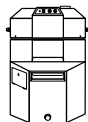
- Cuda Kärcher Group detergents contain advanced formulas engineered specifically for use in aqueous parts washers and their specialized needs. Our advanced formulas include an exclusive multi-metal corrosion inhibitor for rust-protection.

# TECHNICAL DATA AND EQUIPMENT

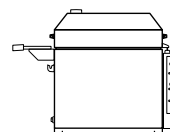
## Top-Load Series Comparison



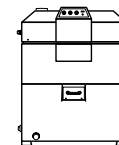
2412 SERIES



2216 SERIES



SJ SERIES



2518 SERIES

## Features

- Vertical / Seal-less Pump: 3 HP / 50 GPM / 45 PSI
- 500 Lbs. Load Capacity, determined with even weight distribution
- 50 Gal. Sump Capacity
- 6 kW Heater
- Automatic Oil Skimmer
- Low Water Shutdown
- Machine: 51"L x 40"W x 50"H
- Shipping: 66"L x 57"W x 59"H

## Technical data

Model	Part No.	Working Height	Turntable Diameter	Volt/PH	Total Amps	Ship Wt (lbs)
<b>Standard Models</b>						
2518	1.043-342.0	18"	25"	230/1	38	869
2518	1.043-380.0	18"	25"	208/1	39	869
2518	1.043-343.0	18"	25"	230/3	23	869
2518	1.043-381.0	18"	25"	208/3	25	869
2518	1.043-344.0	18"	25"	460/3	11	869
2518	1.043-345.0	18"	25"	575/3	9	869
<b>Stainless Steel Models</b>						
2518	1.043-508.0	18"	25"	230/1	38	869
2518	1.043-512.0	18"	25"	208/1	39	869
2518	1.043-509.0	18"	25"	230/3	23	869
2518	1.043-514.0	18"	25"	208/3	25	869
2518	1.043-510.0	18"	25"	460/3	11	869
2518	1.043-511.0	18"	25"	575/3	9	869

NOTE: All stainless steel models come with standard cast pump. All wetted surfaces are stainless steel.

## Standard Accessories

Part No.	Description
8.725-260.0	Preferred Options Package - Contains Parts Basket, Containment Ring, Oil Container

## Optional Accessories

Part No.	Description	Part No.	Description
8.725-261.0	Automatic Water Fill	8.915-316.0	60 Mesh Insert for Debris Screen Tray
8.731-256.0	25" Containment Ring	8.707-034.0*	Wastewater Drum Evaporator Belt
8.725-246.0	Deluxe Kit: Detail and Power Brush	8.725-267.0	Heater Timer, 24 hour 7 day
8.725-252.0	Detail Brush with Pump	8.725-268.0	Heater & Skimmer Timer, 24 hour 7 day
8.725-258.0	Pneumatic Power Brush	9.802-283.0	Hour Meter
8.924-172.0	Oil Drain Container	8.731-254.0	Light Duty Small Parts Basket (8" x 8" x 4")
8.725-253.0	Filtration	8.753-825.0	Light Duty Medium Parts Basket (16" x 12" x 6")
8.725-254.0	Filtration & Sump Sweep	8.723-214.0	Gray Spray Paint

Contact us for more information:

**Cuda Kärcher Group**

4555 Airport Way  
Denver, CO 80239

Tel. 888-319-0882  
Fax. 800-535-9164  
[karcher.com/cuda](http://karcher.com/cuda)