



KÄRCHER

MEET CLEANWAVE

SURFING THE TIDE OF CLEAN ENERGY
TECHNOLOGY ON PAGE 20

NEW

PROFESSIONAL PRICE LIST

PRESSURE WASHERS, FLOOR CARE, AND DETERGENTS | 2024

Prices effective January 1, 2024



VALUE ADDED ICONS

Throughout the following pages, look for these icons displayed with each Kärcher machine. Find out what makes our professional cleaning equipment some of the most innovative and sought after equipment in the industry.



Tested by a Nationally Recognized Testing Laboratory (NRTL) and meets safety standards.



Leadership in Energy and Environmental Design and is widely used green building rating system.



Most Kärcher pumps come with a 7-year warranty, wear parts excluded.



Puncture proof, flat free tires.



International (Canadian Standards Association) tests and certifies electrical, mechanical, plumbing and gas of products.



Economical and environmental mode for reducing energy consumption while still offering optimal cleaning performance.



National Association of Trailer Manufacturers that provides applicable Federal Motor Vehicle Safety Standards for members.



Two-way dosing valve for switching between different detergents and for precise and variable cleaning agent dosing.



Trigger gun uses the recoil force of the high-pressure spray to reduce the hold force of the trigger to zero.



Quick lock screw connection for pressure washers and accessories.



Pressure and water flow regulation directly at the gun.



Electric start of motor for convenience of easier and faster start-up.



Easy Operation dial provides self-explanatory symbols to identify cleaning modes.



Automatically shuts down the motor and pump when the trigger gun is released.



Lithium Ion battery offering a longer life than other batteries, consistent voltage, and energy charging savings.



Battery-powered industrial pressure washer system.



Many Kärcher German machines can be operated using environmentally friendly biodiesel.



FACT - Flexible Application Control Technology allows adjustment of brush speed for different applications.



THE 8 GREATS For soap recommendations, start with these eight highly rated category leaders.

TABLE OF CONTENTS

HOT WATER PRESSURE WASHERS

ELECTRIC POWERED > DIESEL HEATED

HDS UPRIGHT CLASS
HDS COMPACT CLASS
MOJAVE SERIES

ELECTRIC POWERED > ELECTRIC HEATED

HDS SPECIAL CLASS
HDS CABINET

ELECTRIC POWERED > NG/LP HEATED

SECHURA SERIES
SECHURA - NG
SECHURA - LP
HDS VHP

GAS POWERED > DIESEL HEATED

HDS P / PE CAGE
JALAPAO SERIES

TRAILERS

TULE SERIES HDS 3.5/40 GE MT
TRK-3500
TRK-6000

COLD WATER PRESSURE WASHERS

BATTERY POWERED

CLEANWAVE

ELECTRIC POWERED

PRO HD 400 ED
HD COMPACT CLASS
HD MID CLASS CAGE
HD MID CLASS
HD SUPER CLASS
HD SPECIAL CLASS
HD WALL MOUNTED
HD SERIES ELECTRIC
HD ROLL CAGE
HD CABINET - BELT DRIVE

GAS POWERED

JARVIS SERIES
TETON SERIES
HD SERIES GAS
HD SERIES GAS SKID
HD CART
HD PB CART
HD PB / PEB / D CAGE
HD GAS MINI SKIDS

HIGH PRESSURE

HD 7.9/72-4 CAGE EC

HOT WATER GENERATORS

MOBILE HOT WATER GENERATOR
STATIONARY HOT WATER GENERATOR SERIES

WATER RECOVERY / FILTRATION

MISSISSIPPI RECOVERY

SPECIALS

KÄRCHER SPECIALS

FLOOR CARE

SWEEPERS

5 EB 30/1 47
6 KM 70/20 C 48
7 KM 70/30 C BP ADV 49
KM 75/40 W BP 50
8 KM 85/50 R BP 51
9 KM 90/60 R BP ADV 52

EXTRACTORS

10 PUZZI™ 8/1 C 54
11 BRC 30/15 C 55

VACUUMS

12 RANGER 56
13 CVS 65/1 BP 57
NT 48/1 58
NT 68/1 59
15 BV/VAC PAC™ HEPA SERIES 60

SCRUBBERS

16 BR 35/12 C BP 61
17 BD 38/12 C BP 62
18 BD 50/50 C BP CLASSIC 63
BD 50/55 W BP CLASSIC 64
BD 70/75 W BP CLASSIC 65
BR 75/75 W BP CLASSIC 66
BD 80/100 W BP CLASSIC 67
BR 85/100 W BP CLASSIC 68
B 80 W BP 69
B 150 R BP 72
B 150 R BP ACCESSORIES 73
CLEANING HEADS & BRUSHES 74 - 76

SPECIALTY

25 SG 4/4 77
26 SGV 6/5 78
27 SG BP GUM REMOVER 79

AIR BLOWERS

29 AB 84 CUL 80

FLOOR MACHINES

31 BDS 51/175 C 81

DETERGENTS

KÄRCHER DETERGENTS

35 KÄRCHER DETERGENTS 82

36

37

38

39

40

41

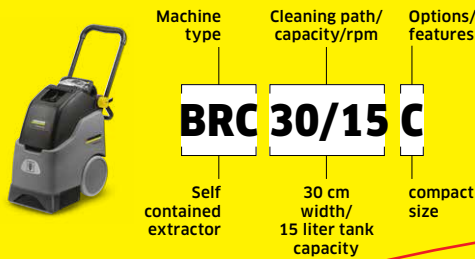
42

43

HOW TO IDENTIFY KÄRCHER EQUIPMENT BY NAME

It's easier than you think.

All Kärcher branded machines are named systematically so that every machine name explains what the product is. For example the name of a backpack vacuum would start with "BV". Not all names translate as directly, for example all sweeper's names start with "KM". The numbers in the name refer to the width of the cleaning path, machine's holding capacity and/or motor speed. Any additional information following the numbers explains some of the additional benefits of the machine, for example "Bp" means battery powered. Use the tables below to help you identify the details of your Kärcher machine.



CV 60/1 RS BP

CV = vacuum
 60 = cleaning path in cm
 1 = number of motors
 RS = stand-on
 Bp = battery powered



KM 100/120 R BP

KM = sweeper
 100 = sweeping path in cm
 120 = combined hopper size in liters
 R = ride-on
 Bp = battery powered



BR 75/75 W BP

BR = scrubber with cylindrical brushes
 75 = cleaning path in cm
 75 = tank volume in liters
 W = walk-behind model with traction drive
 Bp = battery-powered



MACHINE TYPE

| Code | Features or attributes |
|--------|-----------------------------------|
| AB | Air blower |
| AP | All purpose multi-surface cleaner |
| B | Scrubber |
| BD | Scrubber with disc brushes |
| BDP | Burnisher |
| BDS | Floor machine |
| BR | Scrubber with cylindrical brushes |
| BRC | Self contained extractor |
| BV | Backpack vacuum |
| CV | Vacuum |
| CVS | Vacuum Sweeper |
| EB | Compact sweeper |
| HD | Cold water pressure washer |
| HDS | Hot water pressure washer |
| KM | Sweeper |
| NT | Wet/dry vacuum |
| PS | Portable sprayer |
| Puzzi™ | Spotter or box & wand extractor |
| SG | Gum remover |
| SGV | Steamer |
| T | Canister vacuum |

CLEANING PATH

| CM | Inches |
|-------|--------|
| 30 | 12 |
| 35/36 | 14 |
| 38 | 15 |
| 40 | 16 |
| 43 | 17 |
| 45 | 18 |
| 51 | 20 |
| 55 | 22 |
| 60 | 24 |
| 65 | 26 |
| 71 | 28 |
| 75 | 30 |
| 90 | 36 |
| 100 | 40 |
| 120 | 47 |

CAPACITY

| Liters | Gallons |
|--------|---------|
| 4 | 1 |
| 10 | 2.64 |
| 12 | 3.17 |
| 25 | 6.6 |
| 40 | 10.6 |
| 50 | 13.21 |
| 60 | 15.85 |
| 70 | 18.49 |
| 75 | 19.81 |
| 80 | 21.13 |
| 90 | 23.78 |
| 120 | 31.7 |
| 150 | 39.63 |
| 250 | 66.04 |

FLOOR CARE OPTIONS/FEATURES

| Code | Options |
|------|--|
| AP | Semi-automatic filter cleaning system |
| Bp | Battery powered |
| C | Compact, pad assist |
| D | Disc brush |
| HEPA | HEPA level air filtration |
| LPG | Liquid propane gas |
| R | Cylindrical brush |
| S | Orbital brush |
| R | Ride-on machine |
| RS | Stand-on machine |
| TACT | Triggered Airdraft Cleaning Technology |
| Te | Automatic Power Outlet |
| W | Walk-behind, traction drive |

PRESSURE WASHER OPTIONS/FEATURES

| Code | Options |
|------|--|
| + | Remote On-Off with Time Delay |
| Ea | 230V / 1 phase |
| Eb | 230V / 3 phase |
| Ec | 460V / 3 phase |
| Ed | 120V / 1 phase |
| G | Gas powered |
| Gb | Gas powered, belt driven |
| GeB | Gas powered, electric start, belt driven |
| Mt | Mini trailer |
| P | Petrol powered |
| Pe | Petrol powered, electric start |

HDS UPRIGHT CLASS



Mobility at its finest.

This high-performance, robust upright machine offers outstanding maneuverability, easy transport and intuitive operation. Ideal for tradesmen, commercial use and contract cleaners.



Features

- Effortless transport over landings or stairs and space saving storage
- Large, flat-free tires for unpaved surfaces
- Large fine mesh filter reliably protects against dirt particle damage
- Easy!Force gun with cruise control like technology - uses its own recoil force to hold the trigger down – so no more sore hands after hours of use

TECHNICAL DATA

| Model | Part No. | GPM | PSI | Drive | HP | Electrical | Amps | Pump | Ship Weight (lbs) | Ship Dimensions (L x W x H) Inches | List Price |
|-----------------|-------------|-----|------|--------|-----|----------------|------|---------------|-------------------|------------------------------------|------------|
| HDS 1.7/12 U Ed | 1.064-907.0 | 1.7 | 1200 | Direct | 2.3 | 110-120V / 1ph | 12.5 | Kärcher Axial | 178 | 28 x 28 x 46 | \$4,225.00 |

ACCESSORIES

| Order No. | Description | List Price |
|---------------|---|------------|
| ■ 4.118-005.0 | EASY!Force trigger gun (German model) - zero force required. | \$75.00 |
| ■ 4.112-006.0 | 33" spray lance | \$93.00 |
| ■ 6.110-034.0 | 33' high-pressure hose | \$87.00 |
| ■ 4.117-027.0 | Triple jet nozzle, 032 | \$119.00 |
| □ 2.112-015.0 | Gutter cleaning lance | \$459.00 |
| □ 4.112-032.0 | Underbody lance | \$42.40 |
| □ 6.110-051.0 | High-pressure hose, 33', 10m DN8, suitable for food industry, extension piece | \$152.00 |
| □ 6.110-049.0 | Pipe cleaning hose | \$275.00 |
| □ 2.111-013.0 | FR 30 ME surface cleaner | \$496.00 |
| □ 2.111-011.0 | Surface cleaner FR 30 | \$366.00 |
| □ 4.115-000.0 | Wet blasting attachment | \$502.00 |
| □ 4.113-003.0 | Rotating washing brush natural fiber bristles | \$97.00 |
| □ 4.113-004.0 | Rotating washing brush nylon bristles | \$84.50 |
| □ 2.113-000.0 | Power nozzle 25° spray angle | \$39.70 |
| □ 4.114-019.0 | Dirtblaster Nozzle 035 | \$114.00 |
| □ 4.637-033.0 | Detergent injector for high pressure | \$309.00 |
| □ 2.115-000.0 | Quick coupling | \$61.50 |
| □ 2.115-001.0 | Plug nipple | \$24.30 |
| □ 4.112-000.0 | 41" Spray lance | \$88.00 |



■ Included □ Optional ■ Compatible with EASY!Lock

HDS COMPACT CLASS



It's all in the detail.

Kärcher's German-built electric hot water machines are the most advanced on the market, featuring Kärcher's patented axial pump integrated with a 2-pole motor for optimum efficiency. Kärcher's efficient and compact downdraft-fired burner uses far less fuel than standard heat exchangers. Units come standard with low-fuel shut-off, low-water protection, high-temperature shut-off, thermal overload protection, EASY!Force gun, and 50' hose. All units are certified ETL safety standards.



Features

- eco:efficiency mode – economical and environmentally friendly, even during longer periods of use, and this mode reduces fuel consumption and CO2 emissions by 20%
- Robust wheels and steering mechanism for maneuverability
- Large integrated handles in the chassis
- Integrated tilting aid for effortlessly negotiating obstacles such as steps and curves

TECHNICAL DATA

| Model | Part No. | GPM | PSI | Drive | HP | Electrical | Amps | Pump | Ship Weight (lbs) | Ship Dimensions (L x W x H) Inches | List Price |
|-----------------|-------------|-----|------|--------|-----|----------------|------|---------------|-------------------|------------------------------------|------------|
| HDS 2.3/12 C Ed | 1.272-901.0 | 2.3 | 1100 | Direct | 2.8 | 110-120V / 1ph | 18.5 | Kärcher Axial | 270 | 40 x 28 x 41 | \$5,815.00 |

ACCESSORIES

| Order No. | Description | List Price |
|-----------------|--|------------|
| ■ 4.118-005.0 ■ | EASY!Force trigger gun (German model) - zero force required. | \$75.00 |
| ■ 4.112-000.0 ■ | 41" spray lance | \$88.00 |
| ■ 6.110-030.0 ■ | High pressure hose, 50', both sides Easy!Lock, ID 8 | \$135.00 |
| ■ 4.117-037.0 ■ | Triple jet nozzle, 050 (for machine 1.272-901.0) | \$120.00 |
| □ 4.111-041.0 ■ | Adapter for Easy!Force trigger gun connection to 3/8" hose | \$26.40 |

■ Included □ Optional ■ Compatible with EASY!Lock

MOJAVE SERIES



Premium model pictured



Robust and innovative.

The Kärcher Mojave series is the perfect all-around machine for a variety of applications and target groups, including agriculture, automotive and transportation industries. The machines deliver the highest performance for best cleaning results - all combined in a robust package. The components include unique features in the market and combine it with high quality components engineered for a high product lifetime.



New, innovative, features and upgrades

- Standard auto start/stop
- Equipped with EASY!Force accessories, hour meter, status LED, crane hook, and other upgraded features
- Steam stage, Servo Control, and stainless steel side panels included on Premium units

TECHNICAL DATA

| Model | Part No. | GPM | PSI | Motor | Electrical | Amps | Steam Mode | Pressure Adjustment | Ship Weight (lbs) | Ship Dimensions (L x W x H) Inches | List Price |
|-----------------------------|------------------------|-----|------|--------|----------------|------|------------|---------------------|-------------------|------------------------------------|-------------|
| HDS 2.2/12 Ed Standard | 1.109-151.0 | 2.2 | 1200 | 2-pole | 120V / 1ph | 20 | No | - | 397 | 50 x 40 x 50 | \$5,775.00 |
| HDS 3.0/20-4 Ea/Eg Standard | 1.109-153.0 | 3.0 | 2000 | 4-pole | 208-230V / 1ph | 26 | No | At unloader | 507 | 50 x 40 x 50 | \$7,525.00 |
| HDS 3.5/30 Eg Standard | NEW 1.109-154.0 | 3.5 | 3000 | 4-pole | 208V / 1ph | 35 | No | At unloader | 550 | 50 x 40 x 50 | \$10,130.00 |
| HDS 3.5/30-4 Ea Standard | NEW 1.109-155.0 | 3.5 | 3000 | 4-pole | 230V / 1ph | 35 | No | At unloader | 507 | 50 x 40 x 50 | \$10,130.00 |
| HDS 4.0/20 Eg Premium | NEW 1.109-156.0 | 4.0 | 2000 | 4-pole | 208V / 1ph | 30 | Yes | Servo Control | 550 | 50 x 40 x 50 | \$9,385.00 |
| HDS 4.0/20-4 Ea Premium | 1.109-157.0 | 4.0 | 2000 | 4-pole | 230V / 1ph | 30 | Yes | Servo Control | 550 | 50 x 40 x 50 | \$9,385.00 |
| HDS 4.0/20-4 Eh/Eb Premium | 1.109-158.0 | 4.0 | 2000 | 4-pole | 208-230V / 3ph | 24 | Yes | Servo Control | 550 | 50 x 40 x 50 | \$9,385.00 |
| HDS 4.0/20-4 Ec Premium | 1.109-159.0 | 4.0 | 2000 | 4-pole | 460V / 3ph | 12 | Yes | Servo Control | 550 | 50 x 40 x 50 | \$9,385.00 |
| HDS 4.0/30-4 Eh/Eb Premium | 1.109-163.0 | 4.0 | 3000 | 4-pole | 208-230V / 3ph | 30 | Yes | Servo Control | 550 | 50 x 40 x 50 | \$10,420.00 |
| HDS 4.0/30-4 Ec Premium | 1.109-164.0 | 4.0 | 3000 | 4-pole | 460V / 3ph | 14 | Yes | Servo Control | 550 | 50 x 40 x 50 | \$10,420.00 |
| HDS 4.0/30-4 Ef Premium | 1.109-165.0 | 4.0 | 3000 | 4-pole | 575V / 3ph | 12 | Yes | Servo Control | 550 | 50 x 40 x 50 | \$10,420.00 |
| HDS 5.0/30-4 Eh/Eb Premium | 1.109-166.0 | 5.0 | 3000 | 4-pole | 208-230V / 3ph | 34 | Yes | Servo Control | 550 | 50 x 40 x 50 | \$11,010.00 |
| HDS 5.0/30-4 Ec Premium | 1.109-167.0 | 5.0 | 3000 | 4-pole | 460V / 3ph | 16 | Yes | Servo Control | 550 | 50 x 40 x 50 | \$11,010.00 |
| HDS 5.0/30-4 Ef Premium | 1.109-168.0 | 5.0 | 3000 | 4-pole | 575V / 3ph | 13 | Yes | Servo Control | 550 | 50 x 40 x 50 | \$11,010.00 |

ACCESSORIES

| Order No. | Description | List Price |
|-----------------|--|------------|
| ■ 4.118-005.0 ■ | EASY!Force trigger gun (German model) - zero force required | \$75.00 |
| ■ 4.112-000.0 ■ | 41" spray lance | \$88.00 |
| ■ 6.110-029.0 ■ | 50' EASY!Lock Longlife hose with ANTI!Twist connection (included on premium units) | \$176.00 |
| ■ 6.110-030.0 ■ | 50' EASY!Lock hose with ANTI!Twist connection (included on standard units) | \$135.00 |
| ■ 2.113-007.0 ■ | Power nozzle 25042 for HDS 3.0/20-4 Ea/Eg | \$25.20 |
| ■ 2.113-021.0 ■ | Power nozzle 25040 for HDS 3.5/30-4 Ea | \$25.20 |
| ■ 4.115-020.0 ■ | Power nozzle 25058 for HDS 4.0/20-4 Ea Premium | \$25.00 |
| ■ 2.114-008.0 ■ | Steam nozzle (included on HDS 4.0/20-4 Ea) | \$25.50 |
| ■ 4.118-008.0 ■ | Servo Control dial (included on HDS 4.0/20-4 Ea) | \$84.50 |
| □ 8.750-685.0 | 100' pivot reel | \$497.00 |
| □ 9.808-276.0 | Hose reel bracket kit (hose reel not included) | \$128.00 |



■ Included □ Optional ■ Compatible with EASY!Lock

HDS SPECIAL CLASS



The zero emission specialist.

The emission-free HDS-E 3.3/25-4M Ec with electric heater is ideal where exhaust gases are undesirable or prohibited. Thanks to the unique type of heater insulation and Kärcher ecoefficiency mode, the HDS-E 3.3/25-4M Ec is efficient and eco-friendly. Models are certified to ETL safety standards.



Features

- eco!efficiency mode – economical and environmentally friendly, even during longer periods of use
- Intuitive operation with large single-button selector dial

TECHNICAL DATA

| Model | Part No. | GPM | PSI | Drive | HP | Electrical | Amps | Pump | Ship Weight (lbs) | Ship Dimensions (L x W x H) Inches | List Price |
|--------------------|-------------|---------|----------|--------|-----|------------|------|---------------|-------------------|------------------------------------|-------------|
| HDS-E 3.3/25-4M Ec | 1.030-902.0 | 1.6-3.3 | 465-2520 | Direct | 7.5 | 460V / 3ph | 35 | Kärcher Axial | 290 | 50 x 32 x 45 | \$13,790.00 |
| HDS-E 3.3/25-4M Ef | 1.030-903.0 | 1.6-3.3 | 465-2520 | Direct | 7.5 | 575V / 3ph | 28 | Kärcher Axial | 352 | 50 x 32 x 45 | \$13,910.00 |

ACCESSORIES

| Order No. | Description | List Price |
|-----------------|--|------------|
| ■ 4.118-005.0 ■ | EASY!Force trigger gun (German model) - zero force required. | \$75.00 |
| ■ 4.112-000.0 ■ | 41" spray lance | \$88.00 |
| ■ 6.110-030.0 ■ | 50' EASY!Lock Longlife hose with ANTI!Twist connection | \$135.00 |
| ■ 2.113-009.0 ■ | Power nozzle, TR 25047 | \$24.30 |
| □ 2.111-013.0 ■ | Surface cleaner, FR 30 ME | \$496.00 |
| □ 4.111-037.0 ■ | Coupler | \$20.80 |
| □ 4.118-007.0 ■ | Servo Control | \$84.50 |
| □ 4.111-036.0 ■ | Adapter for EASY!Lock lance connecting to M18 Dirtblaster nozzle | \$20.50 |
| □ 4.111-041.0 ■ | Adapter for EASY!Lock gun connecting to 3/8" hose | \$26.40 |
| □ 8.750-685.0 | 100' pivot reel | \$497.00 |
| □ 8.921-775.0 | Hose reel bracket (complete with Easy!Lock adapter, street elbow and 6' jumper hose) | \$211.00 |

■ Included □ Optional ■ Compatible with EASY!Lock

HDS CABINET



Cleaning technology for indoors.

This Kärcher all-electric hot water pressure washer introduces hot-water tank technology to deliver hot water on demand ideal for indoor cleaning. Water is heated by flowing through a coil inside an 80-gallon water tank. Heating elements generate 138,000 BTU to produce hot water of up to 180°F. All models are certified to ETL safety standards.



Features

- Heavy-duty, steel cabinets are protected by an epoxy powder coat finish; upper cabinet ventilated for cool operation
- Thermal pump saver valve prevents damage by venting recirculated water
- Low-water flow switch prevents damage to heating elements due to lack of water
- Easy-to-attach detergent injector and three quick couplers nozzles
- Auto start function allows unit to be turned on with pull of the trigger
- EASY!Force gun with cruise control like technology - uses its own recoil force to hold the trigger down - so, no more sore hands after hours of use

TECHNICAL DATA

| Model | Part No. | GPM | PSI | Drive | HP | Electrical | Amps | Pump | Ship Weight (lbs) | Ship Dimensions (L x W x H) Inches | List Price |
|-----------------|-------------|-----|------|-------|-----|------------|------|------------|-------------------|------------------------------------|-------------|
| HDS 4.0/20 E Ec | 1.109-075.0 | 4.2 | 2000 | Belt | 6.2 | 460V / 3ph | 55 | Kärcher KM | 640 | 32 x 24 x 52 | \$14,010.00 |
| HDS 4.0/30 E Ec | 1.109-076.0 | 3.5 | 3000 | Belt | 7.5 | 460V / 3ph | 59 | Kärcher KM | 640 | 32 x 24 x 52 | \$14,680.00 |
| HDS 4.0/20 E Ef | 1.109-956.0 | 3.5 | 2000 | Belt | 5 | 575V / 3ph | 46 | Kärcher KM | 620 | 34 x 25 x 52 | \$14,010.00 |
| HDS 4.0/30 E Ef | 1.109-957.0 | 3.5 | 3000 | Belt | 7.5 | 575V / 3ph | 49 | Kärcher KM | 640 | 34 x 25 x 52 | \$15,210.00 |

ACCESSORIES

| Order No. | Description | List Price |
|-----------------|---|------------|
| ■ 8.756-481.0 ■ | EASY!Force trigger gun (North American Model) - zero force required. Standard 1/4" connection for wand, 3/8" connection for hose. | \$104.00 |

OPTIONS (FACTORY INSTALLED)

| Order No. | Description | List Price |
|---------------|--|------------|
| □ 8.925-520.0 | Time delay shutdown (replaces auto start-stop) (only for 460V units) | \$74.00 |
| □ 9.801-002.0 | Pressure washer stainless steel cabinet (only for 460V units) | \$439.00 |

■ Included □ Optional ■ Please Note: NOT compatible with EASY!Lock

SECHURA SERIES



High cleaning performance.

The North American Kärcher HDS natural gas and LP-heated cabinet pressure washer delivers up to 9.5 gpm at 3000 psi of industrial power. Built in the U.S.A., each model is constructed with anodized structural rivets, industrial motors and Kärcher pumps that are backed by a 7-year warranty.



Features

- All-access cabinet design with six lift out panels and easy lock fasteners provides easy access to components for maintenance in tight situations
- Swing-out cast iron burner ring with separate “stay-in-place” ignition pilot light allows easy access and removal of the burner ring
- Improved “Stay-Tite” belt tensioning system maintains belt tension on the pump with a torsion bar for precise tension adjustment
- The heating coil is made of leak-free, cold rolled, schedule 80 steel pipe and is wrapped with a thick foil blanket insulation that keeps cabinet walls cool to the touch
- EASY!Force gun with cruise control like technology - uses its own recoil force to hold the trigger down - so, no more sore hands after hours of use

ACCESSORIES

| Order No. | Description | List Price |
|-----------------|---|------------|
| ■ 4.118-005.0 ■ | EASY!Force trigger gun (German model) - zero force required. | \$75.00 |
| □ 8.917-509.0 | Kit, wireless remote pump/burner/detergent | \$2,505.00 |
| □ 8.921-832.0 | Wireless hand-held transmitter | \$641.00 |
| □ 8.917-817.0 | Kit, wall bracket wireless transmitter | \$226.00 |
| □ 8.921-774.0 | NG kit, wired remote station - pump and burner (note: cord length is 20 ft) | \$619.00 |
| □ 8.921-773.0 | NG kit, wired remote detergent | \$308.00 |
| □ 8.922-157.0 | Remote control box (wired) (Pump / burner switch Included, add 8.921-773.0 for detergent switch). For additional remote only. | \$542.00 |
| □ 8.917-507.0 | Snap-N-Go Auto Start/Stop Kit w/ Lock Out (no remote, or wireless remote) | \$322.00 |
| □ 9.807-646.0 | Snap-N-Go Auto Start/Stop Kit w/o Lock Out (wired remote, requires 8.921-774.0) | \$334.00 |
| □ 8.917-508.0 | Snap-N-Go Time Delay Kit | \$223.00 |
| □ 8.921-776.0 | Kit, steam combo | \$262.00 |
| □ 9.801-040.0 | Draft diverter, 10", up to 5 gpm | \$197.00 |
| □ 8.717-730.0 | Draft diverter, 12", over 5 gpm | \$309.00 |
| □ 8.753-474.0 | Draft damper, 10" | \$34.20 |
| □ 8.753-478.0 | Draft damper, 12" | \$17.40 |
| □ 8.753-706.0 | Reducer, stack 12" to 10" | \$38.70 |
| □ 8.753-707.0 | Reducer, stack 10" to 8" | \$31.00 |
| □ 8.923-213.0 | Outlet relocater | \$60.50 |

■ Included □ Optional ■ Compatible with EASY!Lock

SECHURA - NG

TECHNICAL DATA

| Model | Part No. | GPM | PSI | Drive | HP | Electrical | Amps | Pump | Ship Weight (lbs) | BTU | Ship Dimensions (L x W x H) Inches | List Price |
|---|-------------|-----|------|-------|-----|------------|------|----------------|-------------------|--------|------------------------------------|-------------|
| Natural Gas-Heated 3.5-5.0 GPM Medium Cabinet Design | | | | | | | | | | | | |
| HDS 3.5/20 Ea ST NG | 1.109-715.0 | 3.5 | 2000 | Belt | 5 | 230V / 1ph | 25 | KD4020R / 1350 | 815 | 320000 | 49 x 24 x 48 | \$8,740.00 |
| HDS 4.0/22 Ea ST NG | 1.109-716.0 | 4 | 2200 | Belt | 6.2 | 230V / 1ph | 29 | KM4035R / 1250 | 843 | 364000 | 49 x 24 x 48 | \$9,755.00 |
| HDS 4.0/22 Eb ST NG | 1.109-717.0 | 4 | 2200 | Belt | 6.2 | 230V / 3ph | 16 | KM4035R / 1250 | 843 | 364000 | 49 x 24 x 48 | \$9,665.00 |
| HDS 4.0/22 Ec ST NG | 1.109-718.0 | 4 | 2200 | Belt | 6.2 | 460V / 3ph | 7 | KM4035R / 1250 | 843 | 364000 | 49 x 24 x 48 | \$9,665.00 |
| HDS 4.0/22 Ef ST NG | 1.109-719.0 | 4 | 2200 | Belt | 6.2 | 575V / 3ph | 6.5 | KM4035R / 1250 | 843 | 364000 | 49 x 24 x 48 | \$10,030.00 |
| HDS 4.0/22 Eg ST NG | 1.109-720.0 | 4 | 2200 | Belt | 6.2 | 208V / 1ph | 30 | KM4035R / 1250 | 843 | 364000 | 49 x 24 x 48 | \$10,030.00 |
| HDS 4.0/22 Eh ST NG | 1.109-721.0 | 4 | 2200 | Belt | 6.2 | 208V / 3ph | 18 | KM4035R / 1250 | 843 | 364000 | 49 x 24 x 48 | \$10,030.00 |
| HDS 3.9/30 Ea ST NG | 1.109-723.0 | 3.9 | 3000 | Belt | 8.2 | 230V / 1ph | 36 | KM4035R / 1225 | 856 | 354000 | 49 x 24 x 48 | \$10,500.00 |
| HDS 3.9/30 Eb ST NG | 1.109-724.0 | 3.9 | 3000 | Belt | 8.2 | 230V / 3ph | 25 | KM4035R / 1225 | 856 | 354000 | 49 x 24 x 48 | \$10,500.00 |
| HDS 3.9/30 Ec ST NG | 1.109-725.0 | 3.9 | 3000 | Belt | 8.2 | 460V / 3ph | 11 | KM4035R / 1225 | 856 | 354000 | 49 x 24 x 48 | \$10,500.00 |
| HDS 3.9/30 Ef ST NG | 1.109-726.0 | 3.9 | 3000 | Belt | 8.2 | 575V / 3ph | 14 | KM4035R / 1225 | 856 | 354000 | 49 x 24 x 48 | \$10,680.00 |
| HDS 3.9/30 Eg ST NG | 1.109-727.0 | 3.9 | 3000 | Belt | 8.2 | 208V / 1ph | 38 | KM4035R / 1225 | 856 | 354000 | 49 x 24 x 48 | \$10,680.00 |
| HDS 3.9/30 Eh ST NG | 1.109-728.0 | 3.9 | 3000 | Belt | 8.2 | 208V / 3ph | 27 | KM4035R / 1225 | 856 | 354000 | 49 x 24 x 48 | \$10,680.00 |
| HDS 5.0/23 Ea ST NG | 1.109-730.0 | 5.0 | 2300 | Belt | 8.2 | 230V / 1ph | 36 | KT6035R / 1225 | 856 | 439000 | 49 x 24 x 48 | \$10,500.00 |
| HDS 5.0/23 Eb ST NG | 1.109-731.0 | 5.0 | 2300 | Belt | 8.2 | 230V / 3ph | 25 | KT6035R / 1225 | 856 | 439000 | 49 x 24 x 48 | \$10,500.00 |
| HDS 5.0/23 Ec ST NG | 1.109-732.0 | 5.0 | 2300 | Belt | 8.2 | 460V / 3ph | 11 | KT6035R / 1225 | 856 | 439000 | 49 x 24 x 48 | \$10,500.00 |
| HDS 5.0/23 Ef ST NG | 1.109-733.0 | 5.0 | 2300 | Belt | 8.2 | 575V / 3ph | 14 | KT6035R / 1225 | 856 | 439000 | 49 x 24 x 48 | \$10,680.00 |
| HDS 5.0/23 Eg ST NG | 1.109-734.0 | 5.0 | 2300 | Belt | 8.2 | 208V / 1ph | 38 | KT6035R / 1225 | 856 | 439000 | 49 x 24 x 48 | \$10,680.00 |
| HDS 5.0/23 Eh ST NG | 1.109-735.0 | 5.0 | 2300 | Belt | 8.2 | 208V / 3ph | 27 | KT6035R / 1225 | 856 | 439000 | 49 x 24 x 48 | \$10,680.00 |
| HDS 4.8/30 Ea ST NG | 1.109-736.0 | 4.8 | 3000 | Belt | 10 | 230V / 1ph | 42 | KT6035R / 1225 | 885 | 415000 | 49 x 24 x 48 | \$11,620.00 |
| HDS 4.8/30 Eb ST NG | 1.109-737.0 | 4.8 | 3000 | Belt | 10 | 230V / 3ph | 26 | KT6035R / 1225 | 885 | 415000 | 49 x 24 x 48 | \$11,620.00 |
| HDS 4.8/30 Ec ST NG | 1.109-738.0 | 4.8 | 3000 | Belt | 10 | 460V / 3ph | 15 | KT6035R / 1225 | 885 | 415000 | 49 x 24 x 48 | \$11,620.00 |
| HDS 4.8/30 Ef ST NG | 1.109-739.0 | 4.8 | 3000 | Belt | 10 | 575V / 3ph | 14 | KT6035R / 1225 | 885 | 415000 | 49 x 24 x 48 | \$11,910.00 |
| HDS 4.8/30 Eg ST NG | 1.109-740.0 | 4.8 | 3000 | Belt | 10 | 208V / 1ph | 49 | KT6035R / 1225 | 885 | 415000 | 49 x 24 x 48 | \$11,910.00 |
| HDS 4.8/30 Eh ST NG | 1.109-741.0 | 4.8 | 3000 | Belt | 10 | 208V / 3ph | 32 | KT6035R / 1225 | 885 | 415000 | 49 x 24 x 48 | \$11,910.00 |

TECHNICAL DATA

| Model | Part No. | GPM | PSI | Drive | HP | Electrical | Amps | Pump | Ship Weight (lbs) | BTU | Ship Dimensions (L x W x H) Inches | List Price |
|---|-------------|-----|------|-------|----|------------|------|----------------|-------------------|--------|------------------------------------|-------------|
| Natural Gas-Heated 6.3+ GPM Large Cabinet Design | | | | | | | | | | | | |
| HDS 6.3/32 Eb ST NG | 1.109-744.0 | 6.3 | 3200 | Belt | 15 | 230V / 3ph | 39 | KT6035R / 1625 | 1825 | 507000 | 64 x 35 x 61 | \$15,300.00 |
| HDS 6.3/32 Ec ST NG | 1.109-745.0 | 6.3 | 3200 | Belt | 15 | 460V / 3ph | 19 | KT6035R / 1625 | 1825 | 507000 | 64 x 35 x 61 | \$15,300.00 |
| HDS 6.3/32 Ef ST NG | 1.109-746.0 | 6.3 | 3200 | Belt | 15 | 575V / 3ph | 18 | KT6035R / 1625 | 1825 | 507000 | 64 x 35 x 61 | \$15,360.00 |
| HDS 6.3/32 Eh ST NG | 1.109-747.0 | 6.3 | 3200 | Belt | 15 | 208V / 3ph | 39 | KT6035R / 1625 | 1825 | 507000 | 64 x 35 x 61 | \$15,360.00 |
| HDS 8.0/32 Eb ST NG | 1.109-748.0 | 8.0 | 3200 | Belt | 20 | 230V / 3ph | 46 | KX9536R / 1458 | 1840 | 658000 | 64 x 35 x 61 | \$17,690.00 |
| HDS 8.0/32 Ec ST NG | 1.109-749.0 | 8.0 | 3200 | Belt | 20 | 460V / 3ph | 26 | KX9536R / 1458 | 1840 | 658000 | 64 x 35 x 61 | \$17,690.00 |
| HDS 8.0/32 Ef ST NG | 1.109-750.0 | 8.0 | 3200 | Belt | 20 | 575V / 3ph | 21 | KX9536R / 1458 | 1840 | 658000 | 64 x 35 x 61 | \$17,820.00 |
| HDS 8.0/32 Eh ST NG | 1.109-751.0 | 8.0 | 3200 | Belt | 20 | 208V / 3ph | 60 | KX9536R / 1458 | 1840 | 658000 | 64 x 35 x 61 | \$17,820.00 |
| HDS 9.5/30 Eb ST NG | 1.109-752.0 | 9.5 | 3000 | Belt | 20 | 230V / 3ph | 52 | KX1036R / 1650 | 1910 | 816000 | 64 x 35 x 61 | \$19,000.00 |
| HDS 9.5/30 Ec ST NG | 1.109-753.0 | 9.5 | 3000 | Belt | 20 | 460V / 3ph | 26 | KX1036R / 1650 | 1910 | 816000 | 64 x 35 x 61 | \$19,000.00 |
| HDS 9.5/30 Ef ST NG | 1.109-754.0 | 9.5 | 3000 | Belt | 20 | 575V / 3ph | 21 | KX1036R / 1650 | 1910 | 816000 | 64 x 35 x 61 | \$19,010.00 |
| HDS 9.5/30 Eh ST NG | 1.109-755.0 | 9.5 | 3000 | Belt | 20 | 208V / 3ph | 60 | KX1036R / 1650 | 1910 | 816000 | 64 x 35 x 61 | \$19,010.00 |

SECHURA - LP

TECHNICAL DATA

| Model | Part No. | GPM | PSI | Drive | HP | Electrical | Amps | Pump | Ship Weight (lbs) | BTU | Ship Dimensions (L x W x H) Inches | List Price |
|--|-------------|-----|------|-------|-----|------------|------|-----------------|-------------------|--------|------------------------------------|-------------|
| LP Gas-Heated 3.5-5.0 GPM Medium Cabinet Design | | | | | | | | | | | | |
| HDS 3.5/20 Ea ST LP | 1.109-756.0 | 3.5 | 2000 | Belt | 5 | 230V / 1ph | 25 | KD4020R / 1350h | 815 | 320000 | 49 x 24 x 48 | \$8,740.00 |
| HDS 4.0/22 Ea ST LP | 1.109-757.0 | 4 | 2200 | Belt | 6.2 | 230V / 1ph | 29 | KM4035R / 1250 | 843 | 364000 | 49 x 24 x 48 | \$9,755.00 |
| HDS 4.0/22 Eb ST LP | 1.109-758.0 | 4 | 2200 | Belt | 6.2 | 230V / 3ph | 16 | KM4035R / 1250 | 843 | 364000 | 49 x 24 x 48 | \$9,755.00 |
| HDS 4.0/22 Ec ST LP | 1.109-759.0 | 4 | 2200 | Belt | 6.2 | 460V / 3ph | 7 | KM4035R / 1250 | 843 | 364000 | 49 x 24 x 48 | \$9,755.00 |
| HDS 4.0/22 Ef ST LP | 1.109-760.0 | 4 | 2200 | Belt | 6.2 | 575V / 3ph | 6.5 | KM4035R / 1250 | 843 | 364000 | 49 x 24 x 48 | \$10,030.00 |
| HDS 4.0/22 Eg ST LP | 1.109-761.0 | 4 | 2200 | Belt | 6.2 | 208V / 1ph | 30 | KM4035R / 1250 | 843 | 364000 | 49 x 24 x 48 | \$10,030.00 |
| HDS 4.0/22 Eh ST LP | 1.109-762.0 | 4 | 2200 | Belt | 6.2 | 208V / 3ph | 18 | KM4035R / 1250 | 843 | 364000 | 49 x 24 x 48 | \$10,030.00 |
| HDS 3.9/30 Ea ST LP | 1.109-764.0 | 3.9 | 3000 | Belt | 8.2 | 230V / 1ph | 36 | KM4035R / 1225 | 856 | 354000 | 49 x 24 x 48 | \$10,500.00 |
| HDS 3.9/30 Eb ST LP | 1.109-765.0 | 3.9 | 3000 | Belt | 8.2 | 230V / 3ph | 25 | KM4035R / 1225 | 856 | 354000 | 49 x 24 x 48 | \$10,500.00 |
| HDS 3.9/30 Ec ST LP | 1.109-766.0 | 3.9 | 3000 | Belt | 8.2 | 460V / 3ph | 11 | KM4035R / 1225 | 856 | 354000 | 49 x 24 x 48 | \$10,500.00 |
| HDS 3.9/30 Ef ST LP | 1.109-767.0 | 3.9 | 3000 | Belt | 8.2 | 575V / 3ph | 14 | KM4035R / 1225 | 856 | 354000 | 49 x 24 x 48 | \$10,680.00 |
| HDS 3.9/30 Eg ST LP | 1.109-768.0 | 3.9 | 3000 | Belt | 8.2 | 208V / 1ph | 38 | KM4035R / 1225 | 856 | 354000 | 49 x 24 x 48 | \$10,680.00 |
| HDS 3.9/30 Eh ST LP | 1.109-769.0 | 3.9 | 3000 | Belt | 8.2 | 208V / 3ph | 27 | KM4035R / 1225 | 856 | 354000 | 49 x 24 x 48 | \$10,680.00 |
| HDS 5.0/23 Ea ST LP | 1.109-771.0 | 5.0 | 2300 | Belt | 8.2 | 230V / 1ph | 36 | KT6035R / 1225 | 856 | 439000 | 49 x 24 x 48 | \$10,500.00 |
| HDS 5.0/23 Eb ST LP | 1.109-772.0 | 5.0 | 2300 | Belt | 8.2 | 230V / 3ph | 25 | KT6035R / 1225 | 856 | 439000 | 49 x 24 x 48 | \$10,500.00 |
| HDS 5.0/23 Ec ST LP | 1.109-773.0 | 5.0 | 2300 | Belt | 8.2 | 460V / 3ph | 11 | KT6035R / 1225 | 856 | 439000 | 49 x 24 x 48 | \$10,500.00 |
| HDS 5.0/23 Ef ST LP | 1.109-774.0 | 5.0 | 2300 | Belt | 8.2 | 575V / 3ph | 14 | KT6035R / 1225 | 856 | 439000 | 49 x 24 x 48 | \$10,680.00 |
| HDS 5.0/23 Eg ST LP | 1.109-775.0 | 5.0 | 2300 | Belt | 8.2 | 208V / 1ph | 38 | KT6035R / 1225 | 856 | 439000 | 49 x 24 x 48 | \$10,680.00 |
| HDS 5.0/23 Eh ST LP | 1.109-776.0 | 5.0 | 2300 | Belt | 8.2 | 208V / 3ph | 27 | KT6035R / 1225 | 856 | 439000 | 49 x 24 x 48 | \$10,680.00 |
| HDS 4.8/30 Ea ST LP | 1.109-777.0 | 4.8 | 3000 | Belt | 10 | 230V / 1ph | 42 | KT6035R / 1225 | 885 | 415000 | 49 x 24 x 48 | \$11,620.00 |
| HDS 4.8/30 Eb ST LP | 1.109-778.0 | 4.8 | 3000 | Belt | 10 | 230V / 3ph | 26 | KT6035R / 1225 | 885 | 415000 | 49 x 24 x 48 | \$11,620.00 |
| HDS 4.8/30 Ec ST LP | 1.109-779.0 | 4.8 | 3000 | Belt | 10 | 460V / 3ph | 15 | KT6035R / 1225 | 885 | 415000 | 49 x 24 x 48 | \$11,620.00 |
| HDS 4.8/30 Ef ST LP | 1.109-780.0 | 4.8 | 3000 | Belt | 10 | 575V / 3ph | 14 | KT6035R / 1225 | 885 | 415000 | 49 x 24 x 48 | \$11,910.00 |
| HDS 4.8/30 Eg ST LP | 1.109-781.0 | 4.8 | 3000 | Belt | 10 | 208V / 1ph | 49 | KT6035R / 1225 | 885 | 415000 | 49 x 24 x 48 | \$11,910.00 |
| HDS 4.8/30 Eh ST LP | 1.109-782.0 | 4.8 | 3000 | Belt | 10 | 208V / 3ph | 32 | KT6035R / 1225 | 885 | 415000 | 49 x 24 x 48 | \$11,910.00 |

TECHNICAL DATA

| Model | Part No. | GPM | PSI | Drive | HP | Electrical | Amps | Pump | Ship Weight (lbs) | BTU | Ship Dimensions (L x W x H) Inches | List Price |
|---|-------------|-----|------|-------|----|------------|------|----------------|-------------------|--------|------------------------------------|-------------|
| Natural Gas-Heated 6.3+ GPM Large Cabinet Design | | | | | | | | | | | | |
| HDS 6.3/32 Eb ST LP | 1.109-785.0 | 6.3 | 3200 | Belt | 15 | 230V / 3ph | 39 | KT6035R / 1625 | 1825 | 507000 | 64 x 35 x 61 | \$15,290.00 |
| HDS 6.3/32 Ec ST LP | 1.109-786.0 | 6.3 | 3200 | Belt | 15 | 460V / 3ph | 19 | KT6035R / 1625 | 1825 | 507000 | 64 x 35 x 61 | \$15,290.00 |
| HDS 6.3/32 Ef ST LP | 1.109-787.0 | 6.3 | 3200 | Belt | 15 | 575V / 3ph | 18 | KT6035R / 1625 | 1825 | 507000 | 64 x 35 x 61 | \$15,360.00 |
| HDS 6.3/32 Eh ST LP | 1.109-788.0 | 6.3 | 3200 | Belt | 15 | 208V / 3ph | 39 | KT6035R / 1625 | 1825 | 507000 | 64 x 35 x 61 | \$15,360.00 |
| HDS 8.0/32 Eb ST LP | 1.109-789.0 | 8.0 | 3200 | Belt | 20 | 230V / 3ph | 46 | KX9536R / 1458 | 1840 | 658000 | 64 x 35 x 61 | \$17,680.00 |
| HDS 8.0/32 Ec ST LP | 1.109-790.0 | 8.0 | 3200 | Belt | 20 | 460V / 3ph | 26 | KX9536R / 1458 | 1840 | 658000 | 64 x 35 x 61 | \$17,680.00 |
| HDS 8.0/32 Ef ST LP | 1.109-791.0 | 8.0 | 3200 | Belt | 20 | 575V / 3ph | 21 | KX9536R / 1458 | 1840 | 658000 | 64 x 35 x 61 | \$17,820.00 |
| HDS 8.0/32 Eh ST LP | 1.109-792.0 | 8.0 | 3200 | Belt | 20 | 208V / 3ph | 60 | KX9536R / 1458 | 1840 | 658000 | 64 x 35 x 61 | \$17,820.00 |
| HDS 9.5/30 Eb ST LP | 1.109-793.0 | 9.5 | 3000 | Belt | 20 | 230V / 3ph | 52 | KX1036R / 1650 | 1910 | 775000 | 64 x 35 x 61 | \$19,000.00 |
| HDS 9.5/30 Ec ST LP | 1.109-794.0 | 9.5 | 3000 | Belt | 20 | 460V / 3ph | 26 | KX1036R / 1650 | 1910 | 775000 | 64 x 35 x 61 | \$19,000.00 |
| HDS 9.5/30 Ef ST LP | 1.109-795.0 | 9.5 | 3000 | Belt | 20 | 575V / 3ph | 21 | KX1036R / 1650 | 1910 | 775000 | 64 x 35 x 61 | \$19,010.00 |
| HDS 9.5/30 Eh ST LP | 1.109-796.0 | 9.5 | 3000 | Belt | 20 | 208V / 3ph | 60 | KX1036R / 1650 | 1910 | 775000 | 64 x 35 x 61 | \$19,010.00 |

HDS VHP



For dirt and grime indoors and out.

Looking for a heavy-duty pressure washer that can handle the dirt and grime indoors and out? Then the versatile HDS VHP is the right machine for the task. Available in both 120V and 230V configurations, this hot water pressure washer features cleaning power up to 2.5 GPM and 2000 PSI. And, since the HDS VHP is built with tubed pneumatic tires, this heavy-duty series delivers power wherever the job takes you. It is designed for vapor type propane only.



Features

- Belt-driven Kärcher pump with a 7-year warranty
- Four tubed pneumatic tires provide excellent maneuverability
- Extra-durable heating coil is made of leak-free, cold-rolled steel pipe and features a 5-year warranty
- Features a rugged 10 gauge steel chassis with polyester powder coat finish
- EASY!Force gun with cruise control like technology - uses its own recoil force to hold the trigger down - so, no more sore hands after hours of use

TECHNICAL DATA

| Model | Part No. | GPM | PSI | HP | Electrical | Amps | Pump RPM | Pump | BTU | Ship Weight (lbs) | Ship Dimensions (L x W x H) Inches | List Price |
|-----------------|-------------|-----|------|----|------------|------|----------|---------|---------|-------------------|------------------------------------|------------|
| HDS VHP2-15024D | 1.109-556.0 | 1.8 | 1500 | 2 | 120V / 1ph | 17 | 1100 | KP3030R | 140,000 | 470 | 50" x 26" x 41" | \$7,835.00 |
| HDS VHP3-20024A | 1.109-557.0 | 2.5 | 2000 | 5 | 230V / 1ph | 20 | 1375 | KP3030R | 245,000 | 500 | 50" x 26" x 41" | \$8,575.00 |

ACCESSORIES

| Order No. | Description | List Price |
|-----------------|---|------------|
| ■ 8.756-481.0 ■ | EASY!Force trigger gun (North American Model) - zero force required. Standard 1/4" connection for wand, 3/8" connection for hose. | \$104.00 |

OPTIONS (FACTORY INSTALLED)

| Order No. | Description | List Price |
|--------------------------------------|--|------------|
| <input type="checkbox"/> 8.903-538.0 | Stainless-steel motor cover | \$694.00 |
| <input type="checkbox"/> 8.903-501.0 | Electronic ignition (convenience in lighting pilot) for 120V machine | \$898.00 |
| <input type="checkbox"/> 8.925-856.0 | Electronic ignition (convenience in lighting pilot) for 230V machine | \$898.00 |

■ Included □ Optional ■ Please Note: NOT compatible with EASY!Lock

HDS P / PE CAGE

**REDESIGN
COMING SOON**



Outstanding on all terrains.

Built on a rugged 1-1/4" powder coated steel frame, these compact gas roll cage models are designed for construction sites, farms and factories. The different models deliver hot water cleaning of up to 3500 PSI. Each features a Kärcher pump with limited 7-year warranty, industrial-grade motor and flat-free tires.



Features

- Flat-free tires
- 7-year pump warranty
- EASY!Force gun with cruise control like technology - uses its own recoil force to hold the trigger down - so, no more sore hands after hours of use

TECHNICAL DATA

| Model | Part No. | GPM | PSI | Drive | CC | Engine | Start | Pump | Burner | Ship Weight (lbs) | Ship Dimensions (L x W x H) inches | List Price |
|--------------------|-------------|-----|------|--------|-----|--------------|----------|------------|--------|-------------------|------------------------------------|-------------|
| HDS 2.8/25 P Cage | 1.575-555.0 | 2.7 | 2400 | Direct | 196 | Honda GX200 | Recoil | Kärcher KG | 12V DC | 406 | 50 x 40 x 50 | \$7,895.00 |
| HDS 3.5/35 Pe Cage | 1.575-553.0 | 3.5 | 3500 | Direct | 389 | Honda GX390 | Electric | Kärcher KS | 12V DC | 595 | 50 x 40 x 58 | \$10,380.00 |
| HDS 3.5/35 Pe Cage | 1.110-085.0 | 3.5 | 3500 | Direct | 389 | Vanguard 400 | Electric | Kärcher KS | 12V DC | 595 | 50 x 40 x 58 | \$10,380.00 |

ACCESSORIES

| Order No. | Description | List Price |
|-----------------|---|------------|
| ■ 8.756-481.0 ■ | EASY!Force trigger gun (North American Model) - zero force required. Standard 1/4" connection for wand, 3/8" connection for hose. | \$104.00 |

■ Included □ Optional ■ Please Note: NOT compatible with EASY!Lock

JALAPAO SERIES



The industrial workhorse.

Kärcher Jalapao series oil-fired skids are the workhorses of the pressure washer industry. Delivering up to 8.0 GPM of hot water and up to 3500 PSI, these rugged gas and diesel-powered machines are built on an open frame using heavy-gauge 1-1/4" powder coated steel and are ideal for mounting in a truck or on a trailer. The electric-start engine and powerful belt-drive Kärcher KT and KX pumps are isolated from the rest of the machine on a shock-mounted sub-frame to reduce vibration. Steam combination comes standard with all models.



POWERED by
HONDA



Features

- Honda, Vanguard and Kubota engines with electric start
- Kärcher belt-drive tri-plunger pumps with 7-year warranty
- EASY!Force gun with cruise control like technology - uses its own recoil force to hold the trigger down - so, no more sore hands after hours of use

TECHNICAL DATA

| Model | Part No. | GPM | PSI | Drive | CC | Engine | Fuel | Pump | Burner | Ship Weight (lbs) | Ship Dimensions (L x W x H) Inches | List Price |
|--------------------|-------------|-----|------|-------|------|------------------|--------|------------|---------|-------------------|------------------------------------|-------------|
| HDS 3.9/30 Pe Cage | 1.575-600.0 | 3.9 | 3000 | Belt | 389 | Honda GX390 | Gas | Kärcher KT | 12V DC | 790 | 54 x 56 x 55 | \$11,860.00 |
| HDS 4.8/30 Pe Cage | 1.575-601.0 | 4.8 | 3000 | Belt | 570 | Vanguard 18 | Gas | Kärcher KT | 12V DC | 800 | 54 x 56 x 55 | \$13,580.00 |
| HDS 4.8/30 Pe Cage | 1.575-602.0 | 4.8 | 3000 | Belt | 570 | Vanguard 18 | Gas | Kärcher KT | 120V AC | 945 | 54 x 56 x 55 | \$15,010.00 |
| HDS 4.7/35 Pe Cage | 1.575-603.0 | 4.7 | 3500 | Belt | 688 | Honda GX630 | Gas | Kärcher KT | 12V DC | 855 | 54 x 56 x 55 | \$15,250.00 |
| HDS 4.7/35 Pe Cage | 1.575-604.0 | 4.7 | 3500 | Belt | 688 | Honda GX630 | Gas | Kärcher KT | 120V AC | 890 | 54 x 56 x 55 | \$16,790.00 |
| HDS 5.6/35 De Cage | 1.110-622.0 | 5.4 | 3500 | Belt | 1123 | Kubota D1105-E3B | Diesel | Kärcher KT | 12V DC | 1214 | 54 x 56 x 55 | \$27,710.00 |
| HDS 5.6/35 De Cage | 1.110-623.0 | 5.4 | 3500 | Belt | 1123 | Kubota D1105-E3B | Diesel | Kärcher KT | 120V AC | 1300 | 54 x 56 x 55 | \$29,710.00 |
| HDS 8.0/30 Ge Cage | 1.575-611.0 | 8.0 | 3000 | Belt | 688 | Honda GX690 | Gas | Kärcher KX | 12V DC | 805 | 54 x 56 x 55 | \$17,990.00 |
| HDS 8.0/30 Ge Cage | 1.575-612.0 | 8.0 | 3000 | Belt | 688 | Honda GX690 | Gas | Kärcher KX | 120V AC | 865 | 54 x 56 x 55 | \$19,130.00 |

ACCESSORIES

| Order No. | Description | List Price |
|-----------------|---|------------|
| ■ 8.756-481.0 ■ | EASY!Force trigger gun (North American Model) - zero force required. Standard 1/4" connection for wand, 3/8" connection for hose. | \$104.00 |

OPTIONS

| Order No. | Description | List Price |
|---|--|------------|
| <input type="checkbox"/> 8.904-051.0 | Battery (NOT for use with GX390 models or Kubota, field installed) | \$687.00 |
| <input type="checkbox"/> 8.903-430.0 | Stackless flue adapter (field installed) | \$245.00 |
| ■ Included <input type="checkbox"/> Optional ■ Please Note: NOT compatible with EASY!Lock | | |

TULE SERIES HDS 3.5/40 GE MT



Shown with optional hose reel

Towable and maneuverable hot water pressure washer.

Ready to pick up and go at a moments notice, Kärcher's Tule Series HDS 3.5/40 Ge MT hot water pressure washer trailer provides the necessary cleaning power on virtually any job site which has a water source. Simply unhitch the Tule Series HDS 3.5/40 Ge MT and take the cleaning power where you need it most. The Tule Series trailer features a reliable Honda engine, 8 gallon diesel fuel tank, electric start with manual start backup and much more.

U.S. Design Patent No. 9,724,734 B2



POWERED by
HONDA



Features

- Honda GX 390 engine and electric start with manual start backup
- Adjustable thermostat for water temperature regulation
- 8 gallon diesel fuel tank
- Lift handle and swing away tongue for easier hook up of the trailer and storage

TECHNICAL DATA

| Model | Part No. | GPM | PSI | Drive | Engine | Start | Pump | Ship Weight (lbs) | Ship Dimensions (L x W x H) Inches | List Price |
|------------------|-------------|-----|------|--------|--------------|----------|------------|-------------------|------------------------------------|-------------|
| HDS 3.5/40 Ge MT | 1.103-844.0 | 3.5 | 4000 | Direct | Honda GX390 | Electric | Kärcher KS | 750 | 100 x 45 x 75 | \$15,530.00 |
| HDS 3.5/40 Ge MT | 1.110-118.0 | 3.5 | 4000 | Direct | Vanguard 400 | Electric | Kärcher KS | 750 | 100 x 45 x 75 | \$15,530.00 |

ACCESSORIES

| Order No. | Description | List Price |
|-----------------|---|------------|
| ■ 8.756-481.0 ■ | EASY!Force trigger gun (North American Model) - zero force required. Standard 1/4" connection for wand, 3/8" connection for hose. | \$104.00 |
| ■ 8.756-797.0 | 3-5 GPM Chemical Injector Kit | \$31.10 |
| ■ 8.754-990.0 | 12V Battery (required for hot water operation) | \$342.00 |
| ■ 8.711-293.0 | Zinc plated variable pressure lance | \$96.00 |
| ■ 8.925-182.0 | 50', 3/8" hose, double-wire at 6000 PSI | \$160.00 |

OPTIONS (FACTORY INSTALLED)

| Order No. | Description | List Price |
|--------------------------------------|----------------------------|------------|
| <input type="checkbox"/> 8.924-367.0 | 2-5/16" Ball Coupler | \$118.00 |
| <input type="checkbox"/> 8.924-667.0 | Lifting Kit | \$155.00 |
| <input type="checkbox"/> 8.924-370.0 | LED Lights | \$196.00 |
| <input type="checkbox"/> 8.924-700.0 | 2-inch Collar Lock Coupler | \$460.00 |
| <input type="checkbox"/> 8.924-368.0 | 3" Lunette coupler | \$141.00 |

OPTIONS (FIELD INSTALLED)

| Order No. | Description | List Price |
|--------------------------------------|--|------------|
| <input type="checkbox"/> 8.750-682.0 | Hose Reel Fixed 100', 5000 PSI, 325° F, equipped for 3/8" hose | \$387.00 |
| <input type="checkbox"/> 8.925-255.0 | Hose Reel Bracket (Mount Kit) | \$341.00 |

■ Included Optional ■ Please Note: NOT compatible with EASY!Lock

TRK-3500



Shown with optional hot water pressure washer skid, rock guard, and hose reel.

High cleaning performance.

Adaptable and designed to accommodate a variety of pressure washer skids, the Kärcher TRK-3500 pressure washer trailer is affordable, versatile, and easy to ship and store. Made of rugged 14-gauge steel, the trailer's wheel and axle assembly feature a leaf-spring suspension of up to 3,500 lbs. Get cleaning by simply picking a compatible pressure washer and adding must-have options and accessories.



Features

- High-density, polyethylene 200-gallon water tank with a 12-inch access port, 3/4-inch float valve and a 50-mesh inlet filter; and two 5/16-inch chains for additional safety
- Electric brakes and break away kit
- Electrical wiring recessed within the heavy-duty frame
- Saddle boxes, lighted license plate holder and recessed tail lights
- 1,000 lb. swivel jack with a 2-inch ball coupler for quick and easy hook up of the trailer
- Optional hose reels hold up to 100 ft. of high-pressure hose and quick connects to chassis

TECHNICAL DATA

| Model | Part No. | Axle | (GVWR) lbs. | Water Tank (Gallons) | Ship Weight (lbs)* | Ship Dimensions (L x W x H) inches | List Price |
|----------|-------------|--------|-------------|----------------------|--------------------|------------------------------------|-------------|
| TRK-3500 | 1.103-849.0 | Single | 3500 | 200 | 1072 | 138 x 66 x 52 | \$13,070.00 |

*Trailer and water tank only

PRECONFIGURED TRAILERS

| Order No. | Part No. | List Price |
|-------------|---|-------------|
| 1.103-850.0 | Trailer Kärcher 3500E HDS 4.7/35 (electric brakes) | \$33,520.00 |
| 1.103-851.0 | Trailer Kärcher 3500H HDS 4.7/35 (hydraulic brakes) | \$35,430.00 |

Preconfigured trailer packages include the TRK-3500 trailer, HDS 4.7/35 Pe Cage pressure washer, mounting kit, battery and high and low-pressure hose reels.

OPTIONS (FACTORY INSTALLED)

| Order No. | Description | List Price |
|--------------------------------------|---|------------|
| <input type="checkbox"/> 8.917-294.0 | North American engineered series skid mounting kit (required for mounting pressure washer to trailer) | \$124.00 |
| <input type="checkbox"/> 8.931-496.0 | Hydraulic brakes | \$2,560.00 |
| <input type="checkbox"/> 8.917-554.0 | High pressure hose reel kit (100' capacity) ♦ | \$697.00 |
| <input type="checkbox"/> 8.917-555.0 | Low pressure hose reel kit (100' capacity) ♦ | \$697.00 |
| <input type="checkbox"/> 8.924-493.0 | 2-5/16" Ball hitch coupler | \$142.00 |
| <input type="checkbox"/> 8.924-368.0 | 3" Lunette eye coupler | \$141.00 |
| <input type="checkbox"/> 8.931-506.0 | Rock guard with wand holder | \$382.00 |
| <input type="checkbox"/> 8.904-051.0 | Battery installed on pressure washer | \$687.00 |

■ Included Optional ♦#Hose not included

TRK-6000



TRK-6000 - shown with options and gas-powered hot water pressure washer; accommodates both gas and diesel-powered pressure washers. Tool box shown is no longer available on this unit.



Customizable mobile solution.

Kärcher has made customizing a mobile wash system for on-site cleaning easy.

1. Choose a compatible skid-mounted hot water pressure washer for the dual-axle TRK-6000 trailer. The trailer comes with a 330-gallon water tank.
2. Customize your trailer with a broad selection of options and accessories, such as hose reels, chrome coverings, etc.



Features

- Electrical wiring recessed within tubular frame
- Lighted license plate holder and recessed tail lights
- 1,000 lb. swivel jack with a 2-5/16 inch ball coupler for quick and easy hook up of the trailer
- Two 3-way ball valve for easy switching of the water flow from the holding tank to a faucet
- High-density, polyethylene 200-330 gallon water tank with a 12-inch access port, 1 1/2-inch drain valve, 3/4-inch float valve and a 50-mesh inlet filter; and two 5/16-inch chains for added safety
- Electric brakes and break away kit
- Rugged steel cage for security while transporting

TECHNICAL DATA

| Model | Part No. | Axle | (GVWR) lbs. | Water Tank (Gallons) | Ship Weight (lbs)* | Ship Dimensions (L x W x H) Inches | List Price |
|----------|-------------|--------|-------------|----------------------|--------------------|------------------------------------|-------------|
| TRK-6000 | 1.103-807.0 | Tandem | 6000 | 330 | 1080 | 185 x 82 x 65 | \$16,850.00 |

*Trailer and water tank only

OPTIONS (FACTORY INSTALLED)

| Order No. | Description | List Price |
|--------------------------------------|---|------------|
| <input type="checkbox"/> 8.904-051.0 | Battery installed on pressure washer | \$687.00 |
| <input type="checkbox"/> 8.902-438.0 | Hydraulic brakes, two axles, 2-5/16" ball coupler | \$2,035.00 |
| <input type="checkbox"/> 8.902-452.0 | Hydraulic brakes, two axles, 3" Lunette eye coupler | \$2,070.00 |
| <input type="checkbox"/> 8.902-471.0 | 3" Lunette eye hitch coupler | \$182.00 |
| <input type="checkbox"/> 8.912-409.0 | 2-5 gallon bucket chemical rack (factory installed only) | \$251.00 |
| <input type="checkbox"/> 8.902-447.0 | Hose reel kit for 100 ft. Of 3/8-inch high-pressure hose (no hose included) | \$892.00 |
| <input type="checkbox"/> 8.902-448.0 | Hose reel kit for 200 ft. Of 3/8-inch high-pressure hose (no hose included) | \$952.00 |
| <input type="checkbox"/> 8.902-449.0 | Hose reel kit for 75 ft. Of 3/4-inch industrial garden hose (no hose included) | \$892.00 |
| <input type="checkbox"/> 8.902-455.0 | Skid mounting & plumbing kit (required for mounting pressure washer to trailer) | \$517.00 |
| <input type="checkbox"/> 8.902-469.0 | Sign plate | \$84.00 |
| <input type="checkbox"/> 8.902-466.0 | Chrome wheels, pair, (2 pair required) | \$540.00 |
| <input type="checkbox"/> 8.902-468.0 | Chrome fenders, pair | \$628.00 |
| <input type="checkbox"/> 8.924-475.0 | 2" ball coupler | \$141.00 |

■ Included □ Optional ■ Please Note: NOT compatible with EASY!Lock



WELCOME TO THE CLEANING REVOLUTION.

Clean without limits. Go cordless with the new Kärcher CleanWave battery-powered pressure washer.

CleanWave

**NEW INNOVATION
FOR PRESSURE WASHERS**

Unleash the power, without the cord.

CleanWave rides the wave of innovation to propel us towards a cleaner, greener future with zero emissions. Kärcher, the global leader in cleaning equipment, introduces a battery-powered professional cold water pressure washer to usher in a new era of efficiency and flexibility. The innovative CleanWave provides a cordless solution to tackle heavy-duty cleaning with an unrivaled runtime of up to 4 hours.

The Deluxe model features auto start/stop, pump protection and ECO mode operation. CleanWave delivers robust cleaning performance without compromise.



Features

- ECO mode extends battery life up to 240 minutes
- Steel lifting bars and forklift compatible frame
- Charge time from flat to full in 8 hours
- Direct drive triplex crankshaft pump
- CleanWave Deluxe's lithium battery requires zero maintenance, providing 3,000 charge cycles. CleanWave Classic's AGM battery is non-gassing, non-spillable, and maintenance-free.
- EASY!Force gun with cruise control like technology - uses its own recoil force to hold the trigger down - so, no more sore hands after hours of use

TECHNICAL DATA

| Model | Part No. | GPM | PSI | Battery | Volts | Max Runtime (mins) | Full Charge Cycle (hrs) | Pump | Ship Weight (lbs) | Ship Dimensions (L x W x H) inches | List Price |
|--|-------------|------------|--------------|---------|-------|--------------------|-------------------------|--------|-------------------|------------------------------------|--------------|
| HD 3.5/40 Bp CleanWave Deluxe in ECO mode | 1.106-612.0 | 3.5 2.0 | 4000 2000 | Lithium | 72 | 90 240 | 10 | Direct | 770 | 58 x 40 x 38 | \$28,325.00* |
| HD 2.0/20 Bp CleanWave Classic | 1.106-613.0 | 2.0 | 2000 | AGM | 36 | 90 | 8 | Direct | 917 | 58 x 40 x 38 | \$15,950.00* |

REPLACEMENT PARTS

| Order No. | Description | List Price |
|-----------------|--|------------|
| ■ 4.118-005.0 ■ | EASY!Force trigger gun (German model) - zero force required. | \$75.00 |
| ■ 4.112-006.0 ■ | 33" spray lance | \$93.00 |
| ■ 6.110-034.0 ■ | 33' high-pressure hose | \$87.00 |
| □ 8.933-337.0 | Clear Wave Hose Reel | CALL |

■ Included □ Optional ■ Compatible with EASY!Lock *Contact factory for final price

PRO HD 400 ED



Practical anywhere.

The PRO HD 400 ED is a light weight, durable and compact cold water pressure washer that offers ultimate mobility for on-site applications and is designed to be stored, transported and operated in the vertical and horizontal position. It's features include a reliable 3-piston axial-pump with a brass cylinder head, an automatic pressure relief system for protecting the pump and storage options for accessories.



Features

- Vertical and horizontal operation for maximum flexibility and stability
- Rubber strap for secure storage of high-pressure hose
- EASY!Force gun with cruise control like technology - uses its own recoil force to hold the trigger down - so, no more sore hands after hours of use

TECHNICAL DATA

| Model | Part No. | GPM | PSI | Drive | Electrical | Amps | Pump | Ship Weight (lbs) | Ship Dimensions (L x W x H) Inches | List Price |
|---------------|-------------|-----|------|--------|----------------------|------|---------------|-------------------|------------------------------------|------------|
| Pro HD 400 ED | 1.520-990.0 | 1.7 | 1300 | Direct | 120V / 1ph ~ / 60 Hz | 14 | Kärcher Axial | 45 | 36 x 14 x 13 | \$1,500.00 |

ACCESSORIES

| Order No. | Description | List Price |
|-----------------|---|------------|
| ■ 4.118-005.0 ■ | EASY!Force trigger gun | \$75.00 |
| ■ 4.112-006.0 ■ | 33" Spray lance | \$93.00 |
| ■ 6.110-034.0 ■ | 33' EASY!Lock hose | \$87.00 |
| ■ 2.113-062.0 ■ | Power nozzle, 030 | \$24.10 |
| □ 4.113-003.0 ■ | Rotating washing brush natural fiber bristles | \$97.00 |
| □ 4.111-022.0 ■ | Nozzle connector | \$75.00 |
| □ 4.111-037.0 ■ | Coupling | \$20.80 |
| □ 2.115-000.0 ■ | Quick-release coupling | \$61.50 |
| □ 2.115-001.0 ■ | Nipple | \$24.30 |
| □ 4.114-018.0 ■ | Performance Dirtblaster | \$90.00 |
| □ 4.112-000.0 ■ | 41" Spray lance | \$88.00 |
| □ 2.111-016.0 ■ | Surface cleaner FR TR Classic | \$182.00 |
| □ 2.111-017.0 ■ | Surface cleaner FR Classic DIY | \$282.00 |
| □ 4.111-032.0 ■ | Adapter M 22 Swivel | \$20.90 |
| □ 4.112-011.0 ■ | Screw connector part | \$31.10 |
| □ 6.110-034.0 ■ | Extension hose 33' | \$87.00 |

■ Included □ Optional ■ Compatible with EASY!Lock

HD COMPACT CLASS



Designed to move.

The HD 1.8/13 C compact cold water pressure washer offers maximum portability, maneuverability and smart features. It can be stored, transported and operated in the vertical and horizontal position, and at 55.6 lbs, this professionally built unit can easily be moved by one person in and out of vehicles and around a cleaning site. It also includes storage options for accessories.



Features

- Vertical and horizontal operation for maximum flexibility and stability
- Additional carrying handle for easy loading, unloading and moving
- Removable and easy to clean water inlet filter that protects the pump from debris
- Rubber strap for secure storage of high-pressure hose.
- EASY!Force gun with cruise control like technology - uses its own recoil force to hold the trigger down - so, no more sore hands after hours of use

TECHNICAL DATA

| Model | Part No. | GPM | PSI | Drive | Electrical | Amps | Pump | Ship Weight (lbs) | Ship Dimensions (L x W x H) Inches | List Price |
|-------------|-------------|-----|------|--------|----------------------|------|---------------|-------------------|------------------------------------|------------|
| HD 1.8/13 C | 1.520-916.0 | 1.8 | 1300 | Direct | 120V / 1ph ~ / 60 Hz | 14 | Kärcher Axial | 55.6 | 37 x 15 x 14 | \$1,830.00 |

ACCESSORIES

| Order No. | Description | List Price |
|---------------|---|------------|
| ■ 4.118-005.0 | EASY!Force trigger gun | \$75.00 |
| ■ 4.112-006.0 | 33" Spray lance | \$93.00 |
| ■ 6.110-034.0 | 33' EASY!Lock hose | \$87.00 |
| ■ 4.117-027.0 | Triple jet nozzle, 032 | \$119.00 |
| □ 2.112-000.0 | Inno Foam kit | \$1,130.00 |
| □ 2.112-010.0 | Easy Foam set | \$664.00 |
| □ 4.112-035.0 | Flexible spray lance | \$316.00 |
| □ 6.110-049.0 | Pipe cleaning hose 65', 1740 psi | \$275.00 |
| □ 6.110-050.0 | Pipe cleaning hose 98', 1740 psi | \$261.00 |
| □ 6.110-008.0 | Pipe cleaning hose 65', 3625 psi | \$449.00 |
| □ 4.113.004.0 | Rotating washing brush nylon bristles | \$84.50 |
| □ 4.113-003.0 | Rotating washing brush natural fiber bristles | \$97.00 |
| □ 2.111-011.0 | Surface cleaner FR 30 | \$366.00 |
| □ 2.111-016.0 | Surface cleaner FR TR Classic | \$182.00 |
| □ 2.111-010.0 | Surface cleaner FRV TR 30 | \$797.00 |
| □ 4.115-006.0 | Wet blasting attachment | \$307.00 |
| □ 4.111-022.0 | Nozzle connector | \$75.00 |
| □ 4.111-037.0 | Coupling | \$20.80 |
| □ 2.115-000.0 | Quick-release coupling | \$61.50 |
| □ 2.115-001.0 | Nipple | \$24.30 |

■ Included □ Optional ■ Compatible with EASY!Lock

HD MID CLASS CAGE



For commercial use under tough conditions.

Whether in vertical or horizontal use: the unheated Cage mid class can cope with any situation in tough, daily commercial use. These mobile, very robust machines are equipped with a 3-piston axial pump with brass cylinder head, which makes possible an improvement of up to 15 percent in cleaning performance and energy efficiency.



Features

- Automatic pressure relief for protecting the components to extend their life
- Easy-to-access pump and electric box
- Sturdy, tubular steel frame protects all components and can be used to fasten the machine to a service vehicle

TECHNICAL DATA

| Model | Part No. | GPM | PSI | Drive | Electrical | Amps | Pump | Ship Weight (lbs) | Ship Dimensions (L x W x H) Inches | List Price |
|---------------------|-------------|-----|------|--------|------------|------|---------------|-------------------|------------------------------------|------------|
| HD 2.3/15 M Cage Ed | 1.150-936.0 | 2.3 | 1500 | Direct | 110V / 1ph | 19 | Kärcher Axial | 86 | 18 X 16 X 39 | \$2,525.00 |
| HD 3.0/20 M Cage Ea | 1.150-939.0 | 3 | 2000 | Direct | 230V / 1ph | 18 | Kärcher Axial | 86 | 18 X 16 X 39 | \$2,985.00 |

ACCESSORIES

| Order No. | Description | List Price |
|---------------|--|------------|
| ■ 4.118-005.0 | EASY!Force trigger gun | \$75.00 |
| ■ 4.112-006.0 | Jet pipe TR 33" | \$93.00 |
| ■ 2.113-043.0 | Power nozzle TR 25036 (standard on 1.150-936.0) | \$25.00 |
| ■ 2.113-007.0 | Power nozzle TR 25042 (standard on 1.150-939.0) | \$25.20 |
| ■ 6.110-034.0 | High-pressure hose, 2 x EASY!Lock, DN 6, 3600 PSI, 33' | \$87.00 |
| □ 6.110-035.0 | High-pressure hose 2 x EASY!Lock DN 6, ANTI!Twist, 3600 PSI, 33' | \$99.50 |
| □ 6.110-014.0 | High-pressure hose, 2 x EASY!Lock, DN 8, ANTI!Twist, 4500 PSI, 100' | \$245.00 |
| □ 6.110-030.0 | High-pressure hose 2 x EASY!Lock DN 8, ANTI!Twist, 4500 PSI, 50' | \$135.00 |
| □ 6.110-027.0 | Longlife 400 high-pressure hose, 2 x EASY!Lock, DN 8, ANTI!Twist, 5800 PSI, 66' | \$284.00 |
| □ 6.110-023.0 | Longlife 400 high-pressure hose, 2 x EASY!Lock, DN 8, ANTI!Twist, 5800 PSI, 100' | \$315.00 |
| □ 6.110-029.0 | Longlife 400 high-pressure hose, 2 x EASY!Lock, DN 8, ANTI!Twist, 5800 PSI, 50' | \$176.00 |
| □ 2.115-001.0 | Male coupling | \$24.30 |
| □ 2.115-000.0 | Quick coupling | \$61.50 |
| □ 4.114-041.0 | Dirt blaster, large, size: 040 | \$92.00 |
| □ 2.111-013.0 | Hard Surface Cleaner FR 30 Me | \$496.00 |
| □ 2.111-010.0 | FRV 30 Surface Cleaner | \$797.00 |
| □ 2.640-401.0 | Nozzle kit for FR 30 Me | \$64.50 |
| □ 2.642-431.0 | Nozzle kit for FRV 30 | \$99.00 |

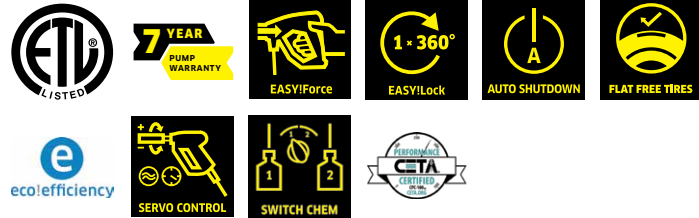
■ Included □ Optional ■ Compatible with EASY!Lock

HD MID CLASS



Loaded with features.

This medium class machine is extremely mobile and user-friendly with low-speed four-pole single phase motor for continuous use.



Features

- Unique CHEM switch system allows operator to switch between two on-board detergent tanks without interruption; includes precise two-way metering valve to accurately vary detergent volume
- Robust, three-piston axial pump feature detergent-resistant brass cylinder head and stainless valves; pump is protected by pressure switch and overflow valve
- Features ground-fault circuit interrupter (GFCI) for operator safety

TECHNICAL DATA

| Model | Part No. | GPM | PSI | Drive | HP | Electrical | Amps | Pump | Ship Weight (lbs) | Ship Dimensions (L x W x H) Inches | List Price |
|-----------------|-------------|---------|----------|--------|-----|----------------|------|---------------|-------------------|------------------------------------|------------|
| HD 3.0/20-4M Ea | 1.524-905.0 | 1.3-3.0 | 435-2000 | Direct | 4.7 | 220-240V / 1ph | 20 | Kärcher Axial | 105 | 44 x 18 x 20 | \$3,280.00 |

ACCESSORIES

| Order No. | Description | List Price |
|---------------|------------------------------------|------------|
| ■ 4.118-005.0 | ■ EASY!Force trigger gun | \$75.00 |
| ■ 4.112-000.0 | ■ 33" spray lance | \$88.00 |
| ■ 6.110-035.0 | ■ 33' EASY!Lock hose | \$99.50 |
| ■ 2.113-009.0 | ■ Power nozzle TR 25047 | \$24.30 |
| ■ 4.118-007.0 | ■ Rotary controller | \$84.50 |
| □ 2.112-000.0 | ■ Inno Foam kit | \$1,130.00 |
| □ 2.112-010.0 | ■ Easy foam set | \$664.00 |
| □ 2.111-013.0 | ■ FR 30 ME surface cleaner | \$496.00 |
| □ 2.111-023.0 | ■ FR TR 50 ME hard surface cleaner | \$1,250.00 |
| □ 2.111-011.0 | ■ Surface cleaner FR 30 | \$366.00 |
| □ 2.111-010.0 | ■ FRV TR 30 hard surface cleaner | \$797.00 |
| □ 4.115-000.0 | ■ Wet blasting attachment | \$502.00 |
| □ 4.115-006.0 | ■ Wet blasting attachment | \$307.00 |
| □ 2.111-009.0 | ■ Nozzle kit | \$123.00 |
| □ 2.113-003.0 | ■ Power nozzle 40° spray angle | \$25.00 |


■ Included □ Optional ■ Compatible with EASY!Lock

HD SUPER CLASS



For tough jobs in non-stop use.

Where vast amounts of dirt accumulate every day, reliable Kärcher super class models provide indispensable services. Ideal for use in the construction, agricultural and forestry sectors as well as industrial and municipal facilities.



Features

- Robust, three-piston axial pumps features detergent-resistant brass cylinder head and stainless valves; pumps is protected by pressure switch and over flow valve
- Low-speed, 4-pole, air-cooled motor runs quieter and cooler than conventional motors thus prolonging its service life
- EASY!Force gun with cruise control like technology – uses its own recoil force to hold the trigger down – so, no more sore hands after hours of use

TECHNICAL DATA

| Model | Part No. | GPM | PSI | Drive | HP | Electrical | Amps | Pump | Ship Weight (lbs) | Ship Dimensions (L x W x H) Inches | List Price |
|-----------------|-------------|---------|----------|--------|----|----------------|------|---------------|-------------------|------------------------------------|------------|
| HD 3.5/30-4S Ea | 1.286-908.0 | 1.8-3.5 | 435-3000 | Direct | 9 | 220/240V / 1ph | 28 | Kärcher Axial | 178 | 47 x 21 x 23 | \$5,110.00 |
| HD 4.5/32-4S Eb | 1.286-909.0 | 2.2-4.5 | 435-3200 | Direct | 10 | 230V / 3ph | 25 | Kärcher Axial | 178 | 47 x 21 x 23 | \$5,265.00 |
| HD 4.5/32-4S Ec | 1.286-910.0 | 2.2-4.5 | 435-3200 | Direct | 10 | 440V / 3ph | 14 | Kärcher Axial | 160 | 47 x 21 x 23 | \$5,265.00 |

ACCESSORIES

| Order No. | Description | List Price |
|---------------|---|------------|
| ■ 4.118-005.0 | EASY!Force trigger gun | \$75.00 |
| ■ 4.112-000.0 | 41" spray lance | \$88.00 |
| ■ 6.110-030.0 | 50' EASY!Lock hose with ANTI!Twist connection | \$135.00 |
| ■ 2.113-022.0 | Power nozzle, 045 (for machine 1.286-908.0) | \$25.20 |
| ■ 2.113-025.0 | Power nozzle, 055 (for machine 1.286-909.0) | \$25.00 |
| □ 4.118-008.0 | Servo control | \$84.50 |
| □ 2.112-000.0 | Inno Foam kit | \$1,130.00 |
| □ 2.112-015.0 | Gutter cleaning lance | \$459.00 |
| □ 4.112-035.0 | Flexible spray lance | \$316.00 |
| □ 6.110-049.0 | Pipe cleaning hose 65', 1740 psi | \$275.00 |
| □ 6.110-050.0 | Pipe cleaning hose 98', 1740 psi | \$261.00 |
| □ 6.110-008.0 | Pipe cleaning hose 65', 3625 psi | \$449.00 |
| □ 2.111-023.0 | FR TR 50 ME hard surface cleaner | \$1,250.00 |
| □ 2.111-012.0 | FRV TR 30 ME | \$1,015.00 |
| □ 2.111-011.0 | Surface cleaner FR 30 | \$366.00 |
| □ 2.111-010.0 | FRV TR 30 hard surface cleaner | \$797.00 |
| □ 4.115-000.0 | Wet blasting attachment | \$502.00 |
| □ 2.113-020.0 | 25° power nozzle for applying cleaning agent | \$24.30 |
| □ 4.114-019.0 | Dirtblaster Nozzle 035 | \$114.00 |
| □ 4.637-033.0 | Detergent injector for high pressure | \$309.00 |
| □ 4.111-037.0 | Coupling | \$20.80 |

■ Included □ Optional ■ Compatible with EASY!Lock

Effective January 1, 2024. Prices, specifications and product descriptions subject to change without notice.

HD SPECIAL CLASS



For strict hygiene requirements.

Cold water high-pressure cleaner was designed specifically for all-purpose industrial use in the sanitary/food industry. This top-of-the-range machine from the compact class allows you to regulate pressure and water flow seamlessly.



Features

- Food-safe, non-marking high-pressure hose.
- Wear-resistant and non-marking gray wheels
- Accepts inlet water at temperatures up to 180° F
- Easy access to the variable pressure and water flow regulation and the "Inno Foam Set" high-pressure foam system can be used.
- EASY!Force gun with cruise control like technology - uses its own recoil force to hold the trigger down - so, no more sore hands after hours of use

TECHNICAL DATA

| Model | Part No. | GPM | PSI | Drive | HP | Electrical | Amps | Pump | Ship Weight (lbs) | Ship Dimensions (L x W x H) Inches | List Price |
|---------------------|-------------|-----|------|--------|-----|------------|------|---------------|-------------------|------------------------------------|------------|
| HD 2.3/14 C Ed Food | 1.150-912.0 | 2.3 | 1400 | Direct | 3.2 | 120V / 1ph | 20 | Kärcher Axial | 78 | 39 x 15 x 28 | \$3,170.00 |

ACCESSORIES

| Order No. | Description | List Price |
|---------------|---|------------|
| ■ 4.118-015.0 | EASY!Force trigger gun for food applications | \$192.00 |
| ■ 4.112-006.0 | 33" spray lance | \$93.00 |
| ■ 6.110-063.0 | 50' EASY!Lock food grade hose with AVS hose reel connection | \$283.00 |
| ■ 4.117-033.0 | Triple jet nozzle, 040 | \$119.00 |
| □ 2.112-009.0 | Inno Foam (food grade - including nozzle inserts) | \$1,160.00 |

■ Included □ Optional ■ Compatible with EASY!Lock

HD WALL MOUNTED



Convenient and quiet.

Kärcher's wall-mount unit has a durable steel frame, uses a quiet 1725 RPM motor, and is perfect for in-shop uses. A remote on/off switch with a 10' electrical cord allows the machine to be mounted high on a wall away from backspray.



Shown with optional wall mount bracket part no. 8.920-952.0

Features

- Accepts hot water up to 180 degrees
- Remote on/off switch
- Kärcher Triplex crankcase pump

TECHNICAL DATA

| Model | Part No. | GPM | PSI | Drive | HP | Electrical | Amps | Pump | Ship Weight (lbs) | Ship Dimensions (L x W x H) Inches | List Price |
|----------------|-------------|-----|------|--------|----|------------|------|------------|-------------------|------------------------------------|------------|
| HD 2.0/14 Ed + | 1.107-088.0 | 1.8 | 1400 | Direct | 2 | 120V / 1ph | 20 | Kärcher KE | 123 | 20 x 19 x 17 | \$2,405.00 |

ACCESSORIES

| Order No. | Description | List Price |
|--------------------------------------|--------------------|------------|
| <input type="checkbox"/> 8.920-952.0 | Wall mount bracket | \$330.00 |

■ Included Optional

HD SERIES ELECTRIC



Designed for versatility.

Kärcher's cold water carts are corrosion-resistant aluminum pressure washers that easily convert from a cart to a skid for maximum cleaning versatility and durability. These reliable electric powered pressure washers have a low profile handle and compact footprint, making them easy to maneuver, and they offer a bypass loop for additional pump protection. 7-year pump warranty and flat-free tires.



Features

- Durable, corrosion resistant aluminum frame
- Modular design - weld free frame easily converts from cart to skid
- Flat free tires
- VRT3 Unloader with bypass loop - pump protection
- Commercial-duty Leuco crankcase pump

TECHNICAL DATA

| Model | Part No. | GPM | PSI | Drive | HP | Electrical | Amps | Pump | Pump RPM | Ship Weight (lbs) | Ship Dimensions (L x W x H) Inches | List Price |
|----------------|-------------|-----|------|--------|-----|------------|------|------------|----------|-------------------|------------------------------------|------------|
| HD 2.0/1000 Ed | 9.801-814.0 | 2.0 | 1000 | Direct | 1.5 | 120V / 1ph | 15 | Kärcher KF | 1725 | 161 | 41 x 22 x 25 | \$2,060.00 |
| HD 1.9/1300 Ed | 9.801-794.0 | 1.9 | 1300 | Direct | 2 | 120V / 1ph | 20 | Kärcher KF | 1725 | 175 | 41 x 22 x 25 | \$2,230.00 |
| HD 3.0/1000 Ed | 9.801-795.0 | 3.0 | 1000 | Direct | 2 | 120V / 1ph | 20 | Kärcher KF | 1725 | 180 | 41 x 22 x 25 | \$2,320.00 |
| HD 3.5/2000 Ea | 9.801-796.0 | 3.5 | 2000 | Direct | 5 | 230V / 1ph | 22 | Kärcher KF | 3450 | 181 | 41 x 22 x 25 | \$3,320.00 |

ACCESSORIES

| Order No. | Description | List Price |
|---------------|--|------------|
| ■ 8.750-247.0 | Trigger Gun, model M407 | \$38.50 |
| ■ 8.925-129.0 | Hose, 50' x 3/8", 1w, 4,000 PSI SWXSO | \$126.00 |
| ■ 8.783-040.0 | Lance 44" Zinc plated, handle & coupler (for HD 4.0/40 G Classic and HD 4.0/40 Ge Classic) | \$31.00 |
| ■ 9.802-216.0 | Chemical injector | \$48.00 |
| ■ 8.712-398.0 | Nozzle, QCEM-6540 Brass (Chem) | \$7.60 |
| ■ 8.712-337.0 | Nozzle, red, 035 | \$7.60 |
| ■ 8.712-338.0 | Nozzle, yellow, 035 | \$7.50 |
| ■ 8.712-339.0 | Nozzle, green, 035 | \$7.50 |
| ■ 8.712-340.0 | Nozzle, white, 035 | \$7.50 |
| □ 8.712-429.0 | Rotary nozzle | \$270.00 |
| □ 8.925-229.0 | Legacy, 100' x 3/8" ID, 4500 PSI, 2-wire, smooth cover, black high pressure hose | \$275.00 |
| □ 8.753-572.0 | A+ Surface Cleaner SC21 | \$1,225.00 |
| □ 8.753-573.0 | A+ Surface Cleaner SC24 | \$1,360.00 |
| □ 9.302-243.0 | Legacy Turbo Nozzle, 4.0, 4350 PSI | \$122.00 |
| □ 8.710-620.0 | Legacy Superlite stainless steel, 72" - 56.0 oz | \$149.00 |
| □ 9.807-754.0 | Skid mount feet | \$45.10 |
| □ 9.807-750.0 | 37.5" long handle | \$38.50 |
| □ 9.807-753.0 | Lance holder | \$82.50 |
| □ 9.807-752.0 | Hose storage hook | \$93.50 |
| □ 9.807-751.0 | Handle with hose reel | \$417.00 |

■ Included □ Optional

HD ROLL CAGE



Specialty applications.

These belt-drive, electric roll cage models feature cleaning power of 5000 PSI and are available with either 230/3 phase or 460/3 phase motors. These units are specialty machines perfect for use in the marine market cleaning the bottom of boats or in the concrete industry, mixers, forms and handling equipment. Both models are ETL safety certified.



Features

- Rugged steel chassis & roll cage
- Kärcher Belt-drive crankcase pump
- Cleaning power of 5000 PSI
- Flat-free tires
- 20 HP motor
- 50' high-pressure hose

TECHNICAL DATA

| Model | Part No. | GPM | PSI | Drive | HP | Electrical | Amps | Pump | Ship Weight (lbs) | Ship Dimensions (L x W x H) Inches | List Price |
|-------------------|-------------|-----|------|-------|----|------------|------|------------|-------------------|------------------------------------|-------------|
| HD 5.0/50 Eb Cage | 1.107-084.0 | 5.0 | 5000 | Belt | 20 | 230V / 3ph | 48 | Kärcher KX | 524 | 42 x 26 x 30 | \$10,250.00 |
| HD 5.0/50 Ec Cage | 1.107-087.0 | 5.0 | 5000 | Belt | 20 | 460V / 3ph | 26 | Kärcher KX | 524 | 42 x 26 x 30 | \$10,250.00 |

ACCESSORIES

| Order No. | Description | List Price |
|--------------------------------------|--|------------|
| <input type="checkbox"/> 9.801-029.0 | 100' hose reel kit, 5000 PSI (hose not Included) | \$707.00 |

■ Included Optional

HD CABINET - BELT DRIVE



Industrial throughout.

Our cold-water cabinet units really take the heat, accepting pre-heated water up to 145°F. Protected in durable stainless steel cabinets, they demonstrate industrial strength throughout, including belt-drive Kärcher crankcase pumps, industrial motors, and magnetic starters for operator safety.



Features

- Hour Meter is standard on all models
- A thermal pump protector to prevent the buildup of excessive pressures or heat
- High-Pressure Pump (with 7-year warranty) by dual, V-cogged belts.
- EASY!Force gun with cruise control like technology - uses its own recoil force to hold the trigger down - so, no more sore hands after hours of use

TECHNICAL DATA

| Model | Part No. | GPM | PSI | Drive | HP | Electrical | Amps | Pump | Ship Weight (lbs) | Ship Dimensions (L x W x H) Inches | List Price |
|-------------------|-------------|-----|------|-------|-----|------------|------|------------|-------------------|------------------------------------|------------|
| HD 2.8/10 ST Ed B | 1.106-603.0 | 2.8 | 1000 | Belt | 2 | 120V / 1ph | 20 | Kärcher KM | 210 | 31 x 21 x 16 | \$4,635.00 |
| HD 3.9/20 ST Ea B | 1.106-604.0 | 3.9 | 2000 | Belt | 6 | 230V / 1ph | 29 | Kärcher KM | 285 | 31 x 21 x 16 | \$5,445.00 |
| HD 3.9/20 ST Ec B | 1.106-605.0 | 3.9 | 2000 | Belt | 6 | 460V / 3ph | 11 | Kärcher KM | 260 | 31 x 21 x 16 | \$5,445.00 |
| HD 3.9/20 ST Eh B | 1.106-606.0 | 3.9 | 2000 | Belt | 6 | 208V / 3ph | 16 | Kärcher KM | 265 | 31 x 21 x 16 | \$5,445.00 |
| HD 3.5/30 ST Ea B | 1.106-607.0 | 3.5 | 3000 | Belt | 7.5 | 230V / 1ph | 36 | Kärcher KM | 330 | 31 x 21 x 16 | \$6,100.00 |
| HD 3.5/30 ST Ec B | 1.106-608.0 | 3.5 | 3000 | Belt | 7.5 | 460V / 3ph | 11 | Kärcher KM | 270 | 31 x 21 x 16 | \$5,725.00 |
| HD 5.6/25 ST Ec B | 1.106-609.0 | 5.6 | 2500 | Belt | 10 | 460V / 3ph | 13.5 | Kärcher KX | 310 | 31 x 21 x 16 | \$6,160.00 |

ACCESSORIES

| Order No. | Description | List Price |
|---------------|---|------------|
| ■ 8.756-481.0 | EASY!Force trigger gun (North American Model) - zero force required. Standard 1/4" connection for wand, 3/8" connection for hose. | \$104.00 |
| ■ 9.801-013.0 | Hour Meter (factory included) | \$97.50 |

OPTIONS (FACTORY INSTALLED)

| Order No. | Description | List Price |
|--------------------------------------|---|------------|
| <input type="checkbox"/> 8.903-045.0 | Kit Time Delay Shutdown (for HD 2.8/10 ST Ed B model) | \$469.00 |
| <input type="checkbox"/> 8.929-374.0 | Kit Time Delay Shutdown (for HD 4.2/20 ST Ea B model) | \$453.00 |
| <input type="checkbox"/> 8.903-041.0 | Kit Time Delay Shutdown (for HD 3.5/30 and HD 4.2/20 models, excluding HD 4.2/20 ST Ea B) | \$469.00 |
| <input type="checkbox"/> 8.929-376.0 | Kit Auto Start/Stop (for HD 2.8/10 ST Ed B model) | \$453.00 |
| <input type="checkbox"/> 8.929-377.0 | Kit Auto Start/Stop (for HD 4.2/20 ST Ea B model) | \$453.00 |
| <input type="checkbox"/> 8.903-047.0 | Kit Auto Start/Stop (for HD 3.5/30 and HD 4.2/20 models, excluding HD 4.2/20 ST Ea B) | \$469.00 |

OPTIONS (FIELD INSTALLED)

| Order No. | Description | List Price |
|--------------------------------------|--|------------|
| <input type="checkbox"/> 9.801-033.0 | Wall Mount Kit | \$220.00 |
| <input type="checkbox"/> 8.903-043.0 | Stainless Steel Wall Mount Kit | \$374.00 |
| <input type="checkbox"/> 8.903-040.0 | Floor Stand, 24" short | \$585.00 |
| <input type="checkbox"/> 9.801-034.0 | Floor Stand, 36" Tall | \$656.00 |
| <input type="checkbox"/> 8.903-617.0 | Stainless Steel Floor Stand, 36" Tall | \$947.00 |
| <input type="checkbox"/> 8.941-546.0 | Stainless Steel Floor Stand, without Hose Hanger | \$1,125.00 |
| <input type="checkbox"/> 9.801-035.0 | Wheel Kit for Floor Stands (4 casters) | \$649.00 |

OPTIONS (FIELD INSTALLED)

| Order No. | Description | List Price |
|--------------------------------------|---|------------|
| <input type="checkbox"/> 9.801-031.0 | Wheel Kit with Detergent Rack | \$758.00 |
| <input type="checkbox"/> 8.904-527.0 | Wheel Kit with Detergent Rack (stainless steel) | \$1,850.00 |
| <input type="checkbox"/> 9.801-036.0 | Hose Reel Kit, Floor Stand Only, 100 ft, No Hose | \$619.00 |
| <input type="checkbox"/> 8.750-682.0 | 100' x 3/8" fixed base hose reel | \$387.00 |
| <input type="checkbox"/> 8.919-437.0 | Wall Mount | \$56.00 |
| <input type="checkbox"/> 8.903-039.0 | Kit, Hose Reel w/Bracket for Stand, Wall Mount Kits | \$600.00 |

■ Included □ Optional ■ Please Note: NOT compatible with EASY!Lock

JARVIS SERIES



Jarvis 28" SCW 4.0/40 G (L) with Jarvis 21" SCW 2.4/25 G (Center) and SCW 2.4/25 CL (R)



Quick and easy outdoor cleaning solution.

The Jarvis series is a complete solution for quick, streak-free cleaning of businesses' entrances, parking lots, tennis courts, pool decks and sidewalks. This easy to use cold water surface cleaner pressure washer is an all-in-one unit with the pump and engine attached to the surface cleaner.

Designed to attack the superficial dirt sweeping alone does not get. The Jarvis surface cleaner pressure washer is perfect for all operators - simple on / off operation and flat free tires. Choose between the Jarvis with a folding handle for easy transport and storage or a conveniently mounted hose reel with 50' of non-marking hose to have a more flexible and wider cleaning radius. Either way productivity is in your corner.



POWERED by **HONDA**

Features

- 21" or 28" corrosion-resistant stainless steel surface cleaner housing and a professional grade swivel design
- Solid, powerful engines on each model with the Kärcher engine's 4-year warranty or the Honda GX engine's 3-year warranty
- Flat free tires
- Simple on / off operation
- EASY!Force gun with cruise control like technology - uses its own recoil force to hold the trigger down - so, no more sore hands after hours of use

TECHNICAL DATA

| Model | Part No. | Cleaning Width (Inches) | GPM | PSI | Drive | CC | Engine | Hose (Feet) | Pump | Ship Weight (lbs) | Ship Dimensions (L x W x H) Inches | List Price |
|--------------------|-------------|-------------------------|-----|------|--------|-----|--------------|-------------|-----------|-------------------|------------------------------------|------------|
| SCW 2.4/25 G - 21" | 1.107-380.0 | 21 | 2.4 | 2500 | Direct | 200 | Honda GX 200 | 10 | KP3035G | 159 | 44.0 x 27.6 x 34.2 | \$3,220.00 |
| SCW 4.0/40 G - 28" | 1.107-437.0 | 28 | 4.0 | 4000 | Direct | 408 | Kärcher | 50 | KS4040G.3 | 212 | 52.5 x 34.5 x 35.1 | \$5,390.00 |

ACCESSORIES

| Order No. | Description | List Price |
|---------------|---|------------|
| ■ 8.756-481.0 | EASY!Force trigger gun (North American Model) - zero force required. Standard 1/4" connection for wand, 3/8" connection for hose. | \$104.00 |
| ■ 8.711-370.0 | Nozzle used on wand | \$8.75 |
| ■ 8.707-537.0 | Nozzle used on spray arm of surface cleaner (2 needed) | \$10.60 |
| ■ 8.925-467.0 | Hose, 1/4" x 10' R1 | \$42.60 |
| ■ 8.708-582.0 | Nozzle used on wand | \$8.75 |
| ■ 8.711-465.0 | Nozzle used on spray arm of 28" Surface cleaner (2 needed) | \$10.60 |
| ■ 8.921-618.0 | Hose, 3/8" x 50', 50 x SW | \$230.00 |
| □ 9.802-170.0 | QC coupler for Gun | \$2.15 |
| □ 8.929-857.0 | Wand, 44" | \$44.10 |
| □ 8.759-671.0 | 28" Deck for SC28 | \$384.00 |
| □ 8.759-672.0 | Swivel Assembly SC28 | \$123.00 |
| □ 8.759-673.0 | Kit Spray Arm SC28 | \$36.50 |
| □ 8.759-674.0 | Kit 28" Brush Assembly SC28 | \$78.00 |

■ Included □ Optional ■ Please Note: NOT compatible with EASY!Lock ■ Compatible with SCW 2.4/25 G & SCW 2.4/25 CL Only ■ Compatible with SCW 4.0/40 G Only

TETON SERIES



Cleaning versatility and durability.

Corrosion-resistant and light-weight, Kärcher's direct or belt drive, Teton Series aluminum pressure washers can be utilized as a cart or a skid for maximum cleaning versatility and durability. These reliable Kärcher powered pressure washers offer a 4-year engine warranty, bypass loop for additional pump protection, 7-year pump warranty and flat-free tires.



Features

- Reliable Kärcher engine with an extended 4-year warranty
- Direct and belt drive models
- Durable VRT3 unloader with bypass loop diverts water flow when trigger gun is not activated
- Aluminum frame - modular design - converts easily from cart to skid

TECHNICAL DATA

| Model | Part No. | GPM | PSI | Drive | CC | Engine | Pump | Ship Weight (lbs) | Ship Dimensions (L x W x H) Inches | List Price |
|---------------------|-------------|-----|------|--------|-----|---------|-----------|-------------------|------------------------------------|------------|
| HD 3.0/27 G Teton | 1.107-398.0 | 3.0 | 2700 | Direct | 212 | Kärcher | Crankcase | 112 | 45 x 28 x 29 | \$1,315.00 |
| HD 4.0/40 G Teton | 1.107-399.0 | 4.0 | 4000 | Direct | 420 | Kärcher | Crankcase | 130 | 45 x 28 x 29 | \$1,985.00 |
| HD 4.0/40 Ge Teton† | 1.107-400.0 | 4.0 | 4000 | Direct | 420 | Kärcher | Crankcase | 158 | 45 x 28 x 29 | \$2,205.00 |
| HD 3.5/35 G Teton | 1.107-440.0 | 3.5 | 3500 | Direct | 302 | Kärcher | Crankcase | 132 | 45 x 28 x 29 | \$1,585.00 |
| HD 3.0/27 GB Teton | 1.107-441.0 | 3.0 | 2700 | Belt | 212 | Kärcher | Crankcase | 123 | 45 x 28 x 29 | \$1,680.00 |
| HD 3.5/35 GB Teton | 1.107-442.0 | 3.5 | 3500 | Belt | 302 | Kärcher | Crankcase | 158 | 45 x 28 x 29 | \$2,090.00 |
| HD 4.0/40 GB Teton | 1.107-443.0 | 4.0 | 4000 | Belt | 420 | Kärcher | Crankcase | 169 | 45 x 28 x 29 | \$2,580.00 |
| HD 4.0/40 GeB Teton | 1.107-444.0 | 4.0 | 4000 | Belt | 420 | Kärcher | Crankcase | 205 | 45 x 28 x 29 | \$3,235.00 |
| HD 5.0/30 GB Teton | 1.107-445.0 | 5.0 | 3000 | Belt | 420 | Kärcher | Crankcase | 169 | 45 x 28 x 29 | \$2,580.00 |
| HD 5.0/30 GeB Teton | 1.107-472.0 | 5.0 | 3000 | Belt | 420 | Kärcher | Crankcase | 205 | 45 x 28 x 29 | \$3,235.00 |

ACCESSORIES

| Order No. | Description | List Price |
|---------------|--|------------|
| ■ 8.750-247.0 | Trigger Gun, model M407 | \$38.50 |
| ■ 8.925-129.0 | Hose, 50' x 3/8", 1w, 4,000 PSI SWXSO | \$126.00 |
| ■ 8.783-039.0 | Lance 30" Zinc plated, handle & coupler (for HD 3.0/27 G Classic) | \$29.90 |
| ■ 8.783-040.0 | Lance 44" Zinc plated, handle & coupler (for HD 4.0/40 G Classic and HD 4.0/40 Ge Classic) | \$31.00 |
| ■ 9.802-216.0 | Injector, Chem, NON ADJ, 0.083 | \$48.00 |
| □ 8.712-429.0 | Nozzle | \$270.00 |
| □ 8.925-229.0 | Legacy, 100' x 3/8" ID, 6000 PSI, 2-wire, smooth cover, black high pressure hose | \$275.00 |
| □ 8.929-509.0 | Direct Drive Hose Reel Bracket Kit | \$157.00 |
| □ 8.929-511.0 | Belt Drive Hose Reel Bracket Kit | \$152.00 |
| □ 8.753-572.0 | A+ Surface Cleaner SC21 | \$1,225.00 |
| □ 8.753-573.0 | A+ Surface Cleaner SC24 | \$1,360.00 |
| □ 9.302-243.0 | Legacy Turbo Nozzle, 4.0, 4350 PSI | \$122.00 |
| □ 8.710-620.0 | Legacy Superlite stainless steel wand, 72" - 56.0 oz | \$149.00 |
| □ 9.807-754.0 | Skid mount feet | \$45.10 |
| □ 9.807-750.0 | 37.5" long handle | \$38.50 |
| □ 9.807-753.0 | Lance holder | \$82.50 |
| □ 9.807-752.0 | Hose storage hook | \$93.50 |
| □ 9.807-751.0 | Handle with hose reel (mild steel anthracite handle) | \$417.00 |

■ Included □ Optional † Electric start available on select models.

HD SERIES GAS




Easily converts from cart to skid.

Corrosion-resistant and light-weight, Kärcher's HD Series Gas aluminum pressure washers have a durable weldless, modular frame that can be utilized as a cart or converted to a skid (optional - sold separately) for maximum cleaning versatility and durability. Easy to maneuver with puncture proof, flat free tires. These reliable Honda or Vanguard powered pressure washers offer a bypass loop for additional pump protection, 7-year pump warranty on the oil end of the pump. The simple design of the HD Gas helps get the job done quickly and without hassle.



POWERED BY VANGUARD POWERED by HONDA



Features

- Up to 5.0 GPM, 4000 PSI
- Belt or direct drive models with a reliable Honda or Vanguard engine
- Durable VRT3 unloader with bypass loop diverts water flow when trigger gun is not activated
- Compact footprint with aluminum frame - modular design - converts easily from cart to skid

TECHNICAL DATA

| Model | Part No. | GPM | PSI | Drive | Start | Pump | CC | Engine | Ship Weight (lbs) | Ship Dimensions (L x W x H) Inches | List Price |
|---------------|-------------|-----|------|--------|----------|-----------|-----|--------------|-------------------|------------------------------------|------------|
| HD 3.0/27 G | 9.807-719.0 | 3.0 | 2700 | Direct | Recoil | Crankcase | 196 | Honda GX200 | 112 | 45 x 28 x 29 | \$1,735.00 |
| HD 3.5/35 G | 9.807-720.0 | 3.5 | 3500 | Direct | Recoil | Crankcase | 270 | Honda GX270 | 130 | 45 x 28 x 29 | \$2,145.00 |
| HD 3.5/35 G | 1.107-421.0 | 3.5 | 3500 | Direct | Recoil | Crankcase | 270 | Vanguard 300 | 130 | 45 x 28 x 29 | \$1,815.00 |
| HD 4.0/40 G | 9.807-721.0 | 4.0 | 4000 | Direct | Recoil | Crankcase | 389 | Honda GX390 | 149 | 45 x 28 x 29 | \$2,445.00 |
| HD 4.0/40 G | 1.107-429.0 | 4.0 | 4000 | Direct | Recoil | Crankcase | 389 | Vanguard 400 | 149 | 45 x 28 x 29 | \$2,065.00 |
| HD 4.0/40 Ge | 9.807-722.0 | 4.0 | 4000 | Direct | Electric | Crankcase | 389 | Honda GX390 | 158 | 45 x 28 x 29 | \$2,985.00 |
| HD 4.0/40 Ge | 1.107-435.0 | 4.0 | 4000 | Direct | Electric | Crankcase | 389 | Vanguard 400 | 158 | 45 x 28 x 29 | \$2,520.00 |
| HD 3.0/27 GB | 9.807-723.0 | 3.0 | 2700 | Belt | Recoil | Crankcase | 196 | Honda GX200 | 123 | 45 x 28 x 29 | \$2,125.00 |
| HD 3.5/35 GB | 9.807-724.0 | 3.5 | 3500 | Belt | Recoil | Crankcase | 270 | Honda GX270 | 156 | 45 x 28 x 29 | \$2,670.00 |
| HD 3.5/35 GB | 1.107-422.0 | 3.5 | 3500 | Belt | Recoil | Crankcase | 270 | Vanguard 300 | 156 | 45 x 28 x 29 | \$2,255.00 |
| HD 4.0/40 GB | 9.807-725.0 | 4.0 | 4000 | Belt | Recoil | Crankcase | 389 | Honda GX390 | 160 | 45 x 28 x 29 | \$3,185.00 |
| HD 4.0/40 GB | 1.107-430.0 | 4.0 | 4000 | Belt | Recoil | Crankcase | 389 | Vanguard 400 | 160 | 45 x 28 x 29 | \$2,695.00 |
| HD 4.0/40 GeB | 9.807-726.0 | 4.0 | 4000 | Belt | Electric | Crankcase | 389 | Honda GX390 | 196 | 45 x 28 x 29 | \$3,870.00 |
| HD 4.0/40 GeB | 1.107-434.0 | 4.0 | 4000 | Belt | Electric | Crankcase | 389 | Vanguard 400 | 196 | 45 x 28 x 29 | \$3,275.00 |
| HD 5.0/30 GB | 9.808-252.0 | 5.0 | 3000 | Belt | Recoil | Crankcase | 389 | Honda GX390 | 160 | 45 x 28 x 29 | \$3,185.00 |
| HD 5.0/30 GB | 1.107-446.0 | 5.0 | 3000 | Belt | Recoil | Crankcase | 389 | Vanguard 400 | 160 | 45 x 28 x 29 | \$2,695.00 |
| HD 5.0/30 GeB | 9.808-386.0 | 5.0 | 3000 | Belt | Electric | Crankcase | 389 | Honda GX390 | 160 | 45 x 28 x 29 | \$3,940.00 |
| HD 5.0/30 GeB | 9.808-389.0 | 5.0 | 3000 | Belt | Electric | Crankcase | 408 | Vanguard 400 | 160 | 45 x 28 x 29 | \$3,275.00 |

ACCESSORIES


| Order No. | Description | List Price |
|---------------|---|------------|
| ■ 8.750-247.0 | Trigger Gun, model M407 | \$38.50 |
| ■ 8.925-129.0 | Hose, 50' x 3/8", 1w, TS, SOXSW | \$126.00 |
| ■ 8.783-039.0 | Lance 30" Zinc plated, handle & coupler (for HD 3.0/27 AG, HD 3.0/27 AGB) | \$29.90 |
| ■ 8.783-040.0 | Lance 44" Zinc plated, handle & coupler (for HD 3.4/35 G, HD 4.0/41 G, HD 4.0/41 Ge, HD 3.3/35 GB, HD 4.0/40 GB, HD 4.0/40 GeB) | \$31.00 |
| ■ 9.802-216.0 | Injector, Chem, NON ADJ, 0.083 | \$48.00 |
| □ 8.712-429.0 | Nozzle | \$270.00 |
| □ 8.925-229.0 | Legacy, 100' x 3/8" ID, 6000 PSI, 2-wire, smooth cover, black high pressure hose | \$275.00 |
| □ 8.753-572.0 | A+ Surface Cleaner SC21 | \$1,225.00 |

ACCESSORIES

| Order No. | Description | List Price |
|---------------|---|------------|
| □ 8.753-573.0 | A+ Surface Cleaner SC24 | \$1,360.00 |
| □ 9.302-243.0 | Legacy Turbo Nozzle, 4.0, 4350 PSI | \$122.00 |
| □ 8.710-620.0 | Legacy Superlite stainless steel, 72" - 56.0 oz | \$149.00 |
| □ 9.807-754.0 | Skid mount feet | \$45.10 |
| □ 9.807-750.0 | 37.5" long handle | \$38.50 |
| □ 9.807-753.0 | Lance holder | \$82.50 |
| □ 9.807-752.0 | Hose storage hook | \$93.50 |
| □ 9.807-751.0 | Handle with hose reel | \$417.00 |
| □ 8.929-509.0 | Hose reel kit for direct driven machines | \$157.00 |
| □ 8.929-511.0 | Hose reel kit for belt driven machines | \$152.00 |

■ Included □ Optional

HD SERIES GAS SKID



*Pressure washer sold separate.

Cleaning on the go.

The perfect accompaniment to Kärcher's HD Series Gas and Teton Series direct drive pressure washers - these mild steel skids offer two configurations:

1. Skid with a 50 gallon water tank and one 100' hose reel
or
2. Skid with two 100' hose reels.

The HD Series Gas skids fit within a standard UTV / ATV bed and work with three different direct drive aluminum pressure washers to offer ultimate portability and usability for various applications.



Features

- 50 gallon water tank (HD Pallet Skid with Tank only)
- Forklift holes
- Includes skid feet
- 1 to 2, 100' hose reels
- Fits within standard UTV/ATV bed
- Assembly required

TECHNICAL DATA

| Model | Part No. | Frame Material | Description | Compatible Pressure Washer (sold separately) | Ship Weight (lbs) | Ship Dimensions (L x W x H) Inches | List Price |
|----------------------------------|-------------|----------------|-----------------------------------|---|-------------------|------------------------------------|------------|
| HD Pallet Skid with Tank | 9.807-833.0 | Mild Steel | 50 gal water tank and 1 hose reel | HD Series Gas direct drive HD 3.0/27 G (9.807-719.0) HD 3.5/35 G (9.807-720.0) HD 3.5/35 G (1.107-421.0) HD 4.0/40 G (9.807-721.0) HD 4.0/40 G (1.107-429.0) HD 4.0/40 Ge (9.807-722.0) HD 4.0/40 Ge (1.107-435.0) | 185 | 40 x 48 x 35 | \$1,670.00 |
| HD Pallet Skid with 2 Hose Reels | 9.807-838.0 | Mild Steel | 2 hose reels | Teton Series direct drive HD 3.0/27 G Teton (1.107-398.0) HD 4.0/40 G Teton (1.107-399.0) HD 4.0/40 Ge Teton (1.107-400.0) HD 3.5/35 G Teton (1.107-440.0) | 172 | 40 x 48 x 35 | \$1,480.00 |

OPTIONS (FACTORY INSTALLED)

| Order No. | Description | List Price |
|--------------------------------------|-----------------------|------------|
| <input type="checkbox"/> 8.923-105.0 | Rubber feet kit | \$19.00 |
| <input type="checkbox"/> 8.923-107.0 | Inlet filter kit | \$51.00 |
| <input type="checkbox"/> 8.923-106.0 | Lifting eye bolts kit | \$118.00 |
| <input type="checkbox"/> 8.923-108.0 | Three-way valve kit | \$71.50 |
| ■ Included □ Optional | | |

HD CART



Compact and dependable.

The HD Carts are tough gasoline-powered direct-drive cold water machines that deliver cleaning power of up to 4000 PSI. Built on compact sturdy steel frames, each unit features a dependable industrial-grade Honda engine, Kärcher crankcase pump, hose/gun rack, detergent injection, and tubed pneumatic tires.



Features

- Steel frame with powder coat finish
- Commercial grade Honda GX engine
- Cleaning power up to 4000 PSI
- Industrial direct-drive Kärcher crankcase pump

TECHNICAL DATA

| Model | Part No. | GPM | PSI | Drive | CC | Engine | Pump | Ship Weight (lbs) | Ship Dimensions (L x W x H) Inches | List Price |
|-------------|-------------|-----|------|--------|-----|-------------|------------|-------------------|------------------------------------|------------|
| HD 2.5/27 P | 1.575-101.0 | 2.5 | 2700 | Direct | 196 | Honda GX200 | Kärcher KP | 135 | 35 x 21 x 24 | \$2,585.00 |
| HD 3.0/30 P | 1.575-102.0 | 3.0 | 3000 | Direct | 270 | Honda GX270 | Kärcher KP | 175 | 35 x 21 x 24 | \$2,845.00 |
| HD 3.8/35 P | 1.575-104.0 | 3.8 | 3500 | Direct | 389 | Honda GX390 | Kärcher KS | 185 | 35 x 21 x 24 | \$3,340.00 |
| HD 3.5/40 P | 1.107-223.0 | 3.5 | 4000 | Direct | 389 | Honda GX390 | Kärcher KS | 188 | 35 x 21 x 24 | \$3,340.00 |

OPTIONS (FIELD INSTALLED)

| Order No. | Description | List Price |
|--------------------------------------|---|------------|
| <input type="checkbox"/> 9.801-026.0 | 100' EZEE Hose Reel kit (hose not Included) | \$366.00 |

■ Included Optional

HD PB CART



Reliable and professional.

Our cold-water series provides a broad selection of rugged belt-drive units, all with reliable Honda GX engines, which deliver cleaning volume of up to 3.7 GPM. Each model is certified to ETL safety standards and comes with a rugged steel chassis, cast iron belt pulley system, flat-free tires, and industrial-grade Kärcher crankcase pump.



POWERED by HONDA



Features

- Powder coated steel chassis
- Reliable Honda GX engine
- Onboard hose and lance storage
- Water volume up to 3.7 GPM
- Industrial belt-drive Kärcher pump
- Flat-free tires
- Quick connect nozzles

TECHNICAL DATA

| Model | Part No. | GPM | PSI | Drive | CC | Engine | Fuel | Pump | Ship Weight (lbs) | Ship Dimensions (L x W x H) Inches | List Price |
|--------------|-------------|-----|------|-------|-----|-------------|------|------------|-------------------|------------------------------------|------------|
| HD 3.0/30 PB | 1.575-152.0 | 3.0 | 3000 | Belt | 270 | Honda GX270 | Gas | Kärcher KB | 225 | 45 x 26 x 24 | \$3,900.00 |
| HD 3.7/35 PB | 1.575-154.0 | 3.7 | 3500 | Belt | 389 | Honda GX390 | Gas | Kärcher KM | 250 | 45 x 26 x 24 | \$4,315.00 |
| HD 3.0/40 PB | 1.575-155.0 | 3.0 | 4000 | Belt | 389 | Honda GX390 | Gas | Kärcher KM | 250 | 45 x 26 x 24 | \$4,525.00 |

HD PB / PEB / D CAGE



Extra rugged and powerful.

Our roll cage models are the most powerful units in our cold water line, with cleaning power of up to 5000 PSI. Protected by either a rugged powder coated roll cage built of 1-1/4" steel or a corrosion-resistant stainless steel cage, these units feature powerful Vanguard, Honda or Kohler engines, tri-plunger oil bath Kärcher pumps, flat-free tires, and an extra rugged belt-drive assembly with notched V belts and cast iron pulleys.



Diesel model HD 3.4/30 D Cage with optional hose reel

Features

- Belt-drive
- Rugged steel chassis & roll cage for PB and PEB models. Corrosion-resistant stainless steel frame for D Cage model only
- Honda, Vanguard or new Kohler engine - model HD 3.4/30 D Cage (Shown to the left)
- Electric start on dual-axle models
- Industrial belt-drive Kärcher pump with 7-year warranty
- Flat-free tires on all models

TECHNICAL DATA

| Model | Part No. | GPM | PSI | Drive | CC | Engine | Fuel | Pump | Ship Weight (lbs) | Ship Dimensions (L x W x H) inches | List Price |
|--------------------|-------------|-----|------|-------|-----|--------------|--------|------------|-------------------|------------------------------------|-------------|
| HD 3.7/35 PB Cage | 1.575-205.0 | 3.7 | 3500 | Belt | 389 | Honda GX390 | Gas | Kärcher KM | 350 | 42 x 26 x 30 | \$4,650.00 |
| HD 4.0/40 PB Cage | 1.575-207.0 | 4.0 | 4000 | Belt | 479 | Vanguard 16 | Gas | Kärcher KT | 470 | 42 x 26 x 30 | \$7,575.00 |
| HD 4.0/50 PeB Cage | 1.575-200.0 | 4.0 | 5000 | Belt | 688 | Honda GX630 | Gas | Kärcher KX | 495 | 42 x 26 x 30 | \$9,265.00 |
| HD 4.5/50 PeB Cage | 1.575-201.0 | 4.5 | 5000 | Belt | 688 | Honda GX690 | Gas | Kärcher KX | 500 | 42 x 26 x 30 | \$10,360.00 |
| HD 3.4/30 D Cage | 1.107-373.0 | 3.4 | 3000 | Belt | 442 | Kohler KD440 | Diesel | LM3540R.3 | 195 | 50 x 40 x 50 | \$11,030.00 |

OPTIONS (FIELD INSTALLED)

| Order No. | Description | List Price |
|--------------------------------------|--|------------|
| <input type="checkbox"/> 9.801-028.0 | 100' EZEE Hose Reel kit, single axle (hose not Included) | \$425.00 |
| <input type="checkbox"/> 9.801-029.0 | 100' Hose Reel kit, 5000 psi, double axle (hose not Included) | \$707.00 |
| <input type="checkbox"/> 8.750-682.0 | 100' capacity Hose Reel fixed base (for HD 3.4/30 D Cage model only) | \$387.00 |
| <input type="checkbox"/> 8.929-070.0 | Skid feet (for HD 3.4/30 D Cage model only) | \$65.00 |

■ Included □ Optional

HD GAS MINI SKIDS



Trailer mount for cleaning-on-the-go.

These skid mount pressure washers include a high pressure pump with unloader and gas engine mounted on stainless steel base. 12-volt battery and fuel tank included as noted below. Pressure ranges to accommodate high-volume needs.

Note: Trigger gun, wand and hose not included.



Features

- Up to 10 GPM / Up to 4,000 PSI
- Belt-drive or direct-drive pump
- 4-year warranty on engine

TECHNICAL DATA

| Model | Part No. | GPM | PSI | Drive | HP | CC | Start | Engine | Ship Weight (lbs) | Ship Dimensions (L x W x H) Inches | List Price |
|----------------|-------------|------|------|--------|----|-----|----------|-------------|-------------------|------------------------------------|------------|
| HD 3.5/30 G♦ | 9.808-396.0 | 3.5 | 3000 | Direct | 9 | 270 | Recoil | Honda GX270 | 120 | | \$1,605.00 |
| HD 4.0/40 G♦ | 1.107-475.0 | 4.0 | 4000 | Direct | 14 | 400 | Recoil | Vanguard | 140 | | \$1,925.00 |
| HD 5.0/30 G♦ | 1.107-476.0 | 5.0 | 3000 | Direct | 14 | 400 | Recoil | Vanguard | 140 | | \$1,925.00 |
| HD 4.0/40 GB♦ | 1.107-477.0 | 4.0 | 4000 | Belt | 14 | 400 | Recoil | Vanguard | 160 | | \$2,245.00 |
| HD 5.0/30 GB♦ | 1.107-478.0 | 5.0 | 3000 | Belt | 14 | 400 | Recoil | Vanguard | 160 | | \$2,245.00 |
| HD 8.0/35 GeB♦ | 1.107-413.0 | 8.0 | 3500 | Belt | 22 | 688 | Electric | Honda GX690 | 335 | | \$7,300.00 |
| HD 8.0/35 GeB♦ | 1.107-460.0 | 8.0 | 3500 | Belt | 25 | 764 | Electric | Kärcher | 345 | | \$6,295.00 |
| HD 10/30 GeB♦ | 1.107-449.0 | 10.0 | 3000 | Belt | 25 | 764 | Electric | Kärcher | 345 | | \$6,295.00 |

♦Battery not included ♦Fuel tank not included

HD 7.9/72-4 CAGE EC



Maximum power in a compact package.

The HD 7.9/72-4 Cage Ec high pressure cleaner features one-button operation and an automatic pressure relief valve, making it easy to use, while delivering the most powerful cleaning performance in its class for a variety of applications.



Features

- Built-in pressure relief valve reduces pressure in the hose, remaining flexible when the trigger gun is closed
- Pressure increases gradually when activating the trigger gun prevents sudden jolts
- Large wheels, crane hook and an optimal center of gravity ensure easy transportation, even over rough terrain

TECHNICAL DATA

| Model No. | Part No. | GPM | PSI | Max. Inlet Temp | Pump | Drive | Motor Rating | Ship Weight (lbs) | Ship Dimensions (L x W x H) Inches | List Price |
|---------------------|-------------|-----|------|-----------------|------------|-----------------------|---------------|-------------------|------------------------------------|-------------|
| HD 7.9/72-4 Cage Ec | 1.367-163.0 | 7.9 | 7200 | 140° F | Crankshaft | E-Motor 460 V / 60 Hz | 30 kW / 41 HP | 699 | 51.9 x 29.4 x 43 | \$26,690.00 |

ACCESSORIES

| Order No. | Item Description | List Price |
|---------------|---|------------|
| ■ 4.760-679.0 | 28" spray lance (up to 9,280 PSI) | \$243.00 |
| ■ 6.391-847.0 | 66' pressure hose (up to 8,990 PSI) | \$687.00 |
| ■ 5.765-263.0 | Flat jet nozzle, 060 | \$43.30 |
| □ 2.637-017.0 | Add-on kit pre pressure pump | \$2,010.00 |
| □ 2.639-251.0 | Shoulder support | \$577.00 |
| □ 4.760-653.0 | 41" spray lance (up to 9,280 PSI) | \$319.00 |
| □ 4.760-677.0 | 81" spray lance (up to 9,280 PSI) | \$483.00 |
| □ 4.403-004.0 | Hose coupling | \$66.50 |
| □ 6.391-846.0 | 33' pressure hose (up to 8,990 PSI) | \$458.00 |
| □ 6.391-019.0 | 100' pressure hose (up to 8,990 PSI) | \$874.00 |
| □ 2.113-073.0 | Flat jet nozzle, 075 (5,075 PSI) | \$36.40 |
| □ 2.113-075.0 | Flat jet nozzle, 095 (3,625 PSI) | \$36.40 |
| □ 2.113-077.0 | Flat jet nozzle, 120 (2,175 PSI) | \$36.40 |
| □ 5.765-264.0 | Point jet nozzle, 060 | \$29.40 |
| □ 2.113-074.0 | Point jet nozzle, 075 (5,075 PSI) | \$36.40 |
| □ 2.113-076.0 | Point jet nozzle, 095 (3,625 PSI) | \$36.40 |
| □ 2.113-078.0 | Point jet nozzle, 120 (2,175 PSI) | \$36.40 |
| □ 6.415-060.0 | F9 power rotary jet (7,200 PSI) | \$2,190.00 |
| □ 6.025-526.0 | F9 power rotary jet repair kit | \$985.00 |
| □ 6.392-401.0 | 33' pipe cleaning hose | \$332.00 |
| □ 6.392-402.0 | 66' pipe cleaning hose | \$457.00 |
| □ 6.392-403.0 | 100' pipe cleaning hose | \$577.00 |
| □ 6.470-223.0 | Foot valve | \$1,330.00 |
| □ 6.025-527.0 | Pipe cleaning nozzle, Standard 060 | \$520.00 |
| □ 6.025-528.0 | Pipe cleaning nozzle, Quattro 060 | \$434.00 |
| □ 6.025-529.0 | Pipe cleaning nozzle, Rotary 060 | \$1,150.00 |
| □ 2.643-577.0 | FRI 50 Me industrial surface cleaner, 20" | \$4,700.00 |
| □ 6.415-059.0 | Nozzle kit for FRI 50 Me | \$67.50 |

■ Included □ Optional

MOBILE HOT WATER GENERATOR



Hot water heater.

For attaching to a cold water pressure washer.

Our Kärcher Series water heater provides supplemental heat to cold water machines, giving users the benefits of hot water cleaning when it's needed. An electric-powered, diesel heated unit, the Heater 5.0/30 Ed effectively heats water at a rate of up to 5 gallons per minute.



Features

- Effective heating of up to 5 GPM
- Heavy-duty, steel cabinet protected by an epoxy powder coat finish
- Portable

TECHNICAL DATA

| Model | Part No. | GPM | PSI | Electrical | Amps | Heated By | Ship Weight (lbs) | Ship Dimensions (L x W x H) Inches | List Price |
|------------------|-------------|------|------------|------------|------|-----------|-------------------|------------------------------------|------------|
| Heater 5.0/30 Ed | 1.575-650.0 | to 5 | up to 3000 | 120V / 1ph | 5 | Diesel | 330 | 35 x 47 x 50 | \$4,555.00 |

STATIONARY HOT WATER GENERATOR SERIES



Model 9452



Model 9462

Heating modules.

The 9400 Series heating modules give customers the flexibility to “convert” a cold water pressure washer into a hot water unit. By attaching the heating module to a cold water pressure washer the pressurized water is now heated to produce all the benefits of hot water cleaning. The four models use fuel oil, diesel or natural gas to heat the water using Kärcher’s high-efficiency, vertical heating coil.



Features

- Fuel burner types available: diesel, kerosene, home heating oil, natural gas, LP gas (optional)
- All models are equipped with a flow switch to control the burner
- Heavy-duty, steel cabinet

TECHNICAL DATA

| Model | Part No. | GPM | PSI | Volt / PH | CC | BTU / Hour | AMP | Fuel | Ship Weight (lbs) | Ship Dimensions (L x W x H) Inches | List Price |
|-------|-------------|-----|------|-----------|-----|------------|-----|----------------------|-------------------|------------------------------------|-------------|
| 9450 | 1.103-905.0 | 10 | 3200 | 115/1 | 389 | 700,000 | 8 | Oil-Fired | 525 | 32.5 x 25 x 50.5 | \$8,545.00 |
| 9452 | 1.103-906.0 | 10 | 3200 | 115/1 | 479 | 540,000 | 1 | Natural - Gas- Fired | 500 | 32.5 x 25 x 50.5 | \$8,240.00 |
| 9460 | 1.103-907.0 | 10 | 3200 | 115/1 | 688 | 920,000 | 8 | Oil-Fired | 920 | 40.5 x 32 x 65 | \$13,490.00 |
| 9462 | 1.103-908.0 | 10 | 3200 | 115/1 | 688 | 920,000 | 1 | Natural - Gas- Fired | 935 | 40.5 x 32 x 65 | \$12,740.00 |

OPTIONS (FIELD INSTALLED)

| Order No. | Description | List Price |
|--------------------------------------|---|------------|
| <input type="checkbox"/> 8.903-076.0 | Natural-Gas to LP Conversion for Model 9452 (Factory Installed) | \$201.00 |
| <input type="checkbox"/> 8.903-075.0 | Natural-Gas to LP Conversion for Model 9462 (Factory Installed) | \$201.00 |
| <input type="checkbox"/> 9.801-040.0 | 10" Natural Gas-Fired Draft Diverter for Model 9452 | \$197.00 |
| <input type="checkbox"/> 8.717-730.0 | 12" Natural Gas-Fired Draft Diverter for Model 9462 | \$309.00 |
| <input type="checkbox"/> 8.749-806.0 | 10" Power Dampener | \$443.00 |
| <input type="checkbox"/> 8.753-171.0 | 12" Power Dampener | \$476.00 |
| <input type="checkbox"/> 8.749-807.0 | Power Dampener Wiring Harness | \$124.00 |

■ Included □ Optional

MISSISSIPPI RECOVERY



Siphon muddy waters away.

Stop wash water from flowing down a drain or away from your area by collecting the wastewater from pressure washing. As EPA laws become more prevalent and strive to conserve water quality, contract cleaners and construction sites will need to recover their wash water and runoff. Eliminate the problem with the Mississippi Recovery series that is capable of recovering and transferring up to 30 GPM of water and transferring to a holding tank. Its small footprint allows the Mississippi to be mounted on a trailer. Be fully in control of water flow with the optional water dikes and drain covers to stop water from flowing down a drain or away from your site. Comes standard with 50' feet of vacuum hose and a scupper head.



Features

- 3 stage vacuum motor delivers 100 CFM 100" sealed lift vacuum
- Simple curbside controls for easy use
- Rated for water up to 120°F
- Compatible with hot water machines and surface cleaners
- Bolt-on mounting system configured on the base to mount to a trailer for portability from site to site or optional caster wheel kit
- Drain port and filter basket together to keep sludge from clogging

TECHNICAL DATA

| Model | Part No. | Electrical | Tank | Vac Motor | AMP | Recovery | Ship Weight (lbs) | Ship Dimensions (L x W x H) Inches | List Price |
|----------------------|-------------|------------|-----------|----------------------------------|-----|----------|-------------------|------------------------------------|------------|
| Mississippi Recovery | 1.103-516.0 | 120V | 27 Gallon | 3 Stage 100 CFM 100" sealed lift | 15 | 30 GPM | 127 | 24 x 27 x 59 | \$2,570.00 |

ACCESSORIES

| Order No. | Description | List Price |
|---------------|---------------------------------|------------|
| ■ 8.618-451.0 | 50' of High Temp 2" Vacuum Hose | \$244.00 |
| ■ 8.928-850.0 | Scupper Head | \$104.00 |

OPTIONS (FIELD INSTALLED)

| Order No. | Description | List Price |
|--------------------------------------|----------------------------------|------------|
| <input type="checkbox"/> 9.113-972.0 | 21" Vac Recovery Surface Cleaner | \$1,255.00 |
| <input type="checkbox"/> 8.928-887.0 | Caster Wheel Kit | \$129.00 |
| <input type="checkbox"/> 8.925-858.0 | Vacuum Discharge Hose Kit | \$219.00 |

DRAIN COVERS AND WATER DIKES

| Order No. | Description | List Price |
|--------------------------------------|----------------------------------|------------|
| <input type="checkbox"/> 8.751-135.0 | Drain Cover, 36" x 36", 30oz PVC | \$442.00 |
| <input type="checkbox"/> 8.751-136.0 | Drain Cover, 48" x 48", 30oz PVC | \$527.00 |
| <input type="checkbox"/> 8.751-137.0 | Drain Cover, 48" x 48", Urethane | \$555.00 |
| <input type="checkbox"/> 8.751-138.0 | Water Dike, 10', 22oz PVC | \$261.00 |
| <input type="checkbox"/> 8.751-139.0 | Water Dike, 10', 40oz Urethane | \$397.00 |
| <input type="checkbox"/> 8.751-140.0 | Water Dike, 20', 22oz PVC | \$364.00 |
| <input type="checkbox"/> 8.751-141.0 | Water Dike, 20', 40oz Urethane | \$573.00 |

■ Included □ Optional

KÄRCHER SPECIALS

2024 Special Order Price List.

Kärcher Professional supplements its standard line of hot- and cold-water pressure washers with an extensive offering of special models configured to meet a customer's unique needs.

All specials fall under two categories:

(1) Specials where no quotation is required; and (2) Special Orders that require a quotation.

Specials: No Quotation Required

Most special applications can be satisfied by choosing from one of the Special models shown in this price list. All items may be ordered through any customer service representative and do not require a specials quote. Note that lead times for these items are listed in this price list and are subject to change with extended lead times. These models allow you to add specially configured options to current standard Kärcher models. Pricing for these units is determined simply by taking the regular equipment price and adding the cost of the option. Some of the items in this price list are former standard models that were made "obsolete" due to lack of demand. The list price for these models may reflect the added costs associated with building a non-standard unit.

Special Orders: Quotation Required

Machine modifications that do not appear in this price list may also be requested. These Special Order machines fall into the category of true hybrid equipment. They are designed and built to meet exactly a customer's unique specifications.

Hybrid specials must go through a complete quote process. The quote will include administrative as well as labor and material costs, such as component costs, engineering time and materials, assembly labor and order processing costs.

Please note that the mission of the Kärcher Professional Special Order department is to generate timely quotes and manufacture the highest quality in customized equipment.

Please avoid using this department for the following:

- Changes to match bid specs on a competitor unit. (Invariably the cost of going through specials will negate the ability to compete on a bid against a competitor's standard model.)
- Remove features or components to lower your cost on the unit.
- Design wholly new equipment that is not currently in the Kärcher line, unless the quantity is sufficient to recover Kärcher's engineering costs.

How to request a quote from the Specials department.

1. Go to Infonet at <https://kaercher-infonet.com/us>.
2. From the menu on the top of the home page, select "Sales"
3. From the menu select "Special Request Form".
4. Fill out the form completely and give as many details as possible.
5. Click on the "Submit Request" button at the bottom of this page.
6. "We will respond to your quote request within 24 hours with a quote. In cases where the quote requires information outside of our control we will respond with an updated response time within 24 hours."



HDS Gas / Diesel Horizontal Skid

| TECHNICAL DATA | | | |
|--------------------|-----------|--|-------------|
| Model | Part No. | Description | List Price |
| HDS 4.0/40 Pe Cage | HDS4040PE | 4.0 @ 4000 479CC Vanguard w/Gen | \$15,970.00 |
| HDS 4.5/50 Pe Cage | HDS4550PE | 4.5 @ 5000 Honda GX690 Gas w/Gen | \$20,432.00 |
| HDS 5.0/50 De Cage | HDS5050DE | 5.0 @ 5000 Kubota D1105-E3B Diesel w/Gen | \$34,730.00 |



HDS Electric / Diesel Horizontal Skid

| TECHNICAL DATA | | | |
|--------------------|-----------|--------------------------------------|-------------|
| Model | Part No. | Description | List Price |
| HDS 4.8/30 Ea Cage | HDS4830EA | 4.8 @ 3000 10HP 230V / 1ph (45 amps) | \$16,340.00 |
| HDS 4.8/30 Eb Cage | HDS4830EB | 4.8 @ 3000 10HP 230V / 3ph (30 amps) | \$13,520.00 |
| HDS 4.8/30 Ec Cage | HDS4830EC | 4.8 @ 3000 10HP 460V / 3ph (16 amps) | \$13,520.00 |
| HDS 4.8/30 Eg Cage | HDS4830EG | 4.8 @ 3000 10HP 208V / 1ph | \$16,635.00 |
| HDS 4.8/30 Eh Cage | HDS4830EH | 4.8 @ 3000 10HP 208V / 3ph | \$13,995.00 |
| HDS 4.8/30 Ef Cage | HDS4830EF | 4.8 @ 3000 10HP 575V / 3ph | \$13,995.00 |



HDS All Electric

| TECHNICAL DATA | | |
|------------------|---|-------------|
| Model - Options* | Description | List Price |
| Upgrade | Heater Cabinet upgrade, non-brushed stainless steel | \$2,150.00 |
| K102 | Float tank wth inlet chemical | \$880.00 |
| K104 | Remote switch | \$470.00 |
| Heater | Heater only, 460V / 3 ph | \$10,195.00 |
| Heater | Heater only, 575V / 3 ph | \$10,500.00 |

*Options are not sold separately and must be purchased when order is placed.



HD Electric Cabinet with KT Pump

| TECHNICAL DATA | | |
|------------------|--|------------|
| Model - Options* | Description | List Price |
| K102 | Float tank wth inlet chemical | \$630.00 |
| K104 | Remote switch (time delay option only) | \$470.00 |

*Options are not sold separately and must be purchased when order is placed.



HD Gas Roll Cage

| TECHNICAL DATA | | | |
|-------------------|----------|---------------------------|-------------|
| Model | Part No. | Description | List Price |
| HD 8.0/30 Pb Cage | HD8030 | 7.8 @ 3000 Electric Start | \$12,400.00 |
| HD 10/20 Pb Cage | HD1020 | 10 @ 2000 Electric Start | \$12,400.00 |

*Not available in California



HD Electric Roll Cage

TECHNICAL DATA

| Model | Part No. | Description | List Price |
|-------------------|----------|----------------------------|-------------|
| HD 5.0/30 Ea Cage | HD5030A | 5 @ 3000 10HP 230V / 1ph | \$11,550.00 |
| HD 5.0/50 Eh Cage | HD5050H | 5 @ 5000 20HP 208V / 3ph | \$13,850.00 |
| HD 5.0/50 Ef Cage | HD5050F | 5 @ 5000 20 HP 575V / 3ph | \$13,245.00 |
| HD 8.0/30 Eb Cage | HD8030B | 7.8 @ 3000 20HP 230V / 3ph | \$12,990.00 |
| HD 8.0/30 Ec Cage | HD8030C | 7.8 @ 3000 20HP 460V / 3ph | \$12,990.00 |
| HD 10/20 Eb Cage | HD1020B | 10 @ 2000 20HP 230V / 3ph | \$12,990.00 |
| HD 10/20 Ec Cage | HD1020C | 10 @ 2000 20HP 460V / 3ph | \$12,990.00 |

| Model - Options* | Description | List Price |
|------------------|---|------------|
| K106 | Auto Start / Stop with Time Delay back-up, 6-8 GPM models | \$1,240.00 |
| K108 | Time Delay Shutdown, all models | \$1,240.00 |

*Options are not sold separately and must be purchased when order is placed.


HD Electric Stationary

TECHNICAL DATA

| Model | Part No. | Description | List Price |
|-----------------|-----------|---------------------------|-------------|
| HD 6.0/30 Eb ST | HD6030BST | 6 @ 3000 15 HP 230V / 3ph | \$11,050.00 |
| HD 6.0/30 Ec ST | HD6030CST | 6 @ 3000 15HP 460V / 3ph | \$11,050.00 |
| HD 8.0/30 Eb ST | HD8030BST | 8 @ 3000 20HP 230V / 3ph | \$12,070.00 |
| HD 8.0/30 Ec ST | HD8030CST | 8 @ 3000 20HP 460V / 3ph | \$12,070.00 |
| HD 10/20 Eb ST | HD1020BST | 10 @ 2000 20HP 230V / 3ph | \$11,700.00 |
| HD 10/20 Ec ST | HD1020CST | 10 @ 2000 20HP 460V / 3ph | \$11,700.00 |

| Model - Options* | Description | List Price |
|------------------|---|------------|
| K106 | Auto Start / Stop with Time Delay back-up, 6-8 GPM models | \$1,240.00 |
| K107 | Auto Start / Stop with Time Delay back-up, 10 GPM models | \$1,240.00 |
| K108 | Time Delay Shutdown, all models | \$1,240.00 |
| K105 | Time Delay Shutdown, 5-5000 models | \$1,240.00 |

*Options are not sold separately and must be purchased when order is placed.





EB 30/1



The quick clean-up tool.

This ultra-quiet and compact sweeper is perfect for quick clean-ups in busy and crowded areas. The rechargeable battery pack ensures safety by eliminating trip hazards. The EB 30/1 is built to handle small cleaning jobs in professional working environments.

Designed for high-traffic environments

- Cordless electric sweeper designed for commercial applications.
- Flexible and professional interim clean-up
- Powerful, rechargeable battery provides for up to 45 minutes of operation on hard surface, and up to 30 minutes on carpet.
- Extremely quiet operation allows for cleaning even during business hours, making it ideal for use in noise sensitive areas
- Optional high-speed battery charger available for complete charging in 50 minutes

EB 30/1

TECHNICAL SPECIFICATIONS

| | | |
|-------------------------------------|-----------------------|--------------|
| Cleaning path | in | 12 |
| Container capacity | in³ | 67 |
| Operating noise level | dBA | 56 |
| Battery runtime | min | 30 - 45 |
| Standard battery charge time | hr | 1 |
| Weight | lbs | 6 |
| Dimensions (L x W x H) | in | 10 x 12 x 43 |

EQUIPMENT

| Order No. | Description | List Price |
|-------------|---|------------|
| 1.545-121.0 | EB 30/1, lithium-ion battery-operated sweeper | \$296.00 |

ACCESSORIES

| Order No. | Description | List Price |
|---------------|--|------------|
| ■ 6.654-328.0 | Lithium-ion battery | \$112.00 |
| ■ 6.654-197.0 | Quick battery charger for EB 30/1 | \$247.00 |
| ■ 4.762-400.0 | Cylindrical brush | \$37.00 |
| □ 4.762-401.0 | Cylindrical stiff red brush, for hard-wearing surfaces | \$44.60 |

■ Included □ Optional

KM 70/20 C



Superior performance with manual power.

Speedy sweeping and painless maintenance rolled into one convenient package. This sweeper provides superior sweeping performance in a compact manual push sweeper. It is built to be rugged and durable for long life.

Fast and efficient

- Push sweepers are the easy way to clean paths, halls, sidewalks and warehouses quickly and conveniently
- Main cylindrical brush is driven by both wheels so that it sweeps equally well in either right or left turns

Built to last

- Rugged metal pinion drive for long life
- Durable design

Easy to use

- Height of cylindrical brush can be easily adjusted in five positions by a knob on the handle

KM 70/20 C

TECHNICAL SPECIFICATIONS

| | | |
|---------------------------------|-----------|---------------------|
| Cleaning path/width- main broom | in | 19 |
| Cleaning path/width with 1 sb | in | 28 |
| Cleaning path/width with 2 sb | in | 36 |
| Side broom diameter | in | 13 |
| Debris container capacity | gal | 11 |
| Practical productivity | sq. ft/hr | 30,000 |
| Weight | lbs | 50.7 |
| Dimensions (L x W x H) | in | 51.2 x 30.14 x 40.7 |

EQUIPMENT

| Order No. | Description | List Price |
|-------------|---|------------|
| 1.517-106.0 | KM 70/20 C, twenty eight inch walk-behind sweeper | \$922.00 |
| 1.517-107.0 | KM 70/20 C 2SB, thirty six inch walk-behind sweeper, dual brushes | \$1,025.00 |

ACCESSORIES

| Order No. | Description | List Price |
|---------------|---|------------|
| ■ 6.966-005.0 | Side broom, water-resistant bristles, extremely durable, suitable for all types of surfaces | \$143.00 |
| ■ 6.906-041.0 | Main broom, water-resistant bristles, extremely durable, suitable for all types of surfaces | \$234.00 |
| ■ 4.040-772.0 | Dust Filter | \$86.50 |
| □ 2.640-908.0 | Litter picker—for picking up waste | \$195.00 |

■ Included □ Optional

KM 70/30 C BP ADV



Efficient sweeping on hard or soft floors.

Fast and efficient for sweeping indoors or outdoors—on hard floor or carpet for those that need to get the job done right the first time. Rely on this sweeper to make quick work of any sweeping needs with its highly productive electronic driven broom. It also features active dust control for optimum air quality. User-friendly features such as an easy adjust broom height and an adjustable handle height make this a popular machine with those who use it.

Productive sweeping

- Delivers fast, efficient sweeping for hard and soft floor surfaces
- 28 inch cleaning path

We thought of you

- For a wide range of applications indoors and outdoors, with a particularly quiet battery drive system at 69 dBA
- Features Active Dust Control with a separate fan and flat pleated filter for dustless sweeping indoors
- Simple adjustment of the main cylindrical broom and side broom

KM 70/30 C BP ADV

TECHNICAL SPECIFICATIONS

| | | |
|---------------------------------|------------------|------------------|
| Cleaning path/width- main broom | in | 19 |
| Cleaning path/width with 1 sb | in | 28 |
| Side broom diameter | in | 13 |
| Debris container capacity | gal | 11 |
| Practical productivity | sq. ft/hr | 30,800 |
| Operating noise level | dBa | 59 |
| Sweeping method | direct/overthrow | direct |
| Weight | lbs | 105.8 |
| Dimensions (L x W x H) | in | 48.8 x 28 x 45.2 |

EQUIPMENT

| Order No. | Description | List Price |
|-------------|--|------------|
| 1.517-218.0 | KM 70/30 C Bp Adv, twenty eight inch walk-behind sweeper | \$4,245.00 |

ACCESSORIES

| Order No. | Description | List Price |
|---------------|---|------------|
| ■ 6.966-005.0 | Side broom, water-resistant bristles, extremely durable, suitable for all types of surfaces | \$143.00 |
| ■ 6.906-041.0 | Main broom, water-resistant bristles, extremely durable, suitable for all types of surfaces | \$234.00 |
| ■ 6.904-367.0 | Flat dust filter | \$73.50 |
| □ 2.640-908.0 | Litter picker—for picking up waste | \$195.00 |
| □ 5.731-625.0 | Filter element - plastic filter, water resistant, washable, saves maintenance costs | \$42.60 |
| □ 6.907-041.0 | Standard cylindrical broom - water-resistant universal bristles, extremely durable, suitable for all types of surfaces. | \$356.00 |

■ Included □ Optional

KM 75/40 W BP



Self-propelled for increased productivity.

Big enough to get the job done, but maneuverable to clean congested areas, count on the KM 75/40 W Bp for your sweeping needs. This machine provides the versatility to clean anywhere—carpet or hard floors, indoors or out. We built it to perform day in and day out in the toughest commercial applications.

Highly productive

- Cleans effectively indoors and out for increased versatility
- Self-propelled, 30 inch cleaning path for increased productivity
- Easy to understand controls increase operator effectiveness
- Over throw sweeping system with an easily removed hopper make emptying quick and efficient

Improved air quality

- Active dust control system provides better air quality
- Air is vacuumed through a high-efficiency automotive style filter
- Manual filter shaker for easy cleaning and consistent results
- Wet-sweep bypass for cleaning wet surfaces



KM 75/40 W BP

TECHNICAL SPECIFICATIONS

| | | |
|---------------------------------|------------------|----------------|
| Cleaning path/width- main broom | in | 22 |
| Cleaning path/width with 1 sb | in | 30 |
| Side broom diameter | in | 16.5 |
| Debris container capacity | gal | 10.5 |
| Practical productivity | sq. ft/hr | 36,328 |
| Operating noise level | dBA | 64 |
| Sweeping method | direct/overthrow | overthrow |
| Weight | lbs | 172 |
| Dimensions (L x W x H) | in | 56 x 30 x 46.5 |

EQUIPMENT

| Order No. | Description | List Price |
|-------------|--|------------|
| 9.840-739.0 | KM 75/40 W Bp, thirty inch walk-behind sweeper | \$9,070.00 |

ACCESSORIES

| Order No. | Description | List Price |
|---------------|--|------------|
| ■ 8.631-173.0 | Battery, 12V AGM 70 Ah | \$574.00 |
| ■ 8.629-377.0 | Automatic shelf charger, 24V, 24A, 115V, standard on AGM models | \$689.00 |
| ■ 6.905-626.0 | Side Broom, Soft Bristle | \$178.00 |
| ■ 6.906-884.0 | Main Broom | \$398.00 |
| ■ 5.731-635.0 | Flat pleated filter—plastic filter, water resistant, washable, reduces maintenance costs | \$185.00 |
| □ 6.634-201.0 | Red key | \$22.70 |
| □ 6.905-625.0 | Side broom, hard for heavy-duty cleaning | \$178.00 |
| □ 6.906-885.0 | Main Broom, Hard Bristle | \$512.00 |
| □ 6.906-950.0 | Anti-Static Rolling Brush | \$499.00 |
| □ 2.641-571.0 | Carpet Sweeping Kit (includes fluff filter, anti-static cylindrical brush and triple caster) | \$1,700.00 |
| □ 6.906-886.0 | Main cylindrical broom, soft/natural - specifically designed with natural bristles for sweeping fine dust on smooth indoor floors. | \$839.00 |

■ Included □ Optional

KM 85/50 R BP



Compact, agile and intuitive.

The KM 85/50 R Bp is a battery-powered ride-on sweeper perfect for confined and congested areas. Its compact design and high maneuverability make cleaning faster than ever in narrow corridors and around sharp corners. It is extremely easy to operate and maintain, and boasts impressive area performance outdoors.

Efficient filter system

- Polyester flat pleated filter
- Effective cleaning with dual scraper

Ergonomic design for enhanced performance and comfort

- Clear and simple operation for all components
- Easy, tool-free seat adjustment for operator comfort
- Adjustable rotation speed depending on type of dirt
- Drives through door openings as narrow as 36"



KM 85/50 R BP

TECHNICAL SPECIFICATIONS

| | | |
|-----------------------------------|------------------|-----------------|
| Cleaning path/width- main broom | in | 24.2 |
| Cleaning path/width with 1 sb | in | 33.5 |
| Cleaning path/width with 2 sb | in | 41.3 |
| Side broom diameter | in | 16.5 |
| Debris container capacity | gal | 13.2 |
| Practical productivity - 1 / 2 sb | sq. ft/hr | 32,940 / 40,685 |
| Operating noise level | dBA | 69 |
| Sweeping method | direct/overthrow | direct |
| Weight | lbs | 555 |
| Dimensions (L x W x H) | in | 50 x 35 x 46 |

EQUIPMENT

| Order No. | Item Description | List Price |
|-------------|--|-------------|
| 9.841-453.0 | KM 85/50 R Bp Wet, 1 side broom, shelf charger | \$13,770.00 |
| 9.841-454.0 | KM 85/50 R Bp AGM, 1 side broom, shelf charger | \$14,430.00 |

ACCESSORIES

| Order No. | Item Description | List Price |
|---------------|--|------------|
| ■ 4.762-430.0 | Main brush, standard | \$561.00 |
| ■ 6.906-132.0 | 1-side brush, standard | \$206.00 |
| ■ 6.435-773.0 | Pneumatic tire (1 each) | \$205.00 |
| ■ 5.731-585.0 | Flat Filter complete | \$234.00 |
| ■ 4.037-142.0 | Key complete key switch | \$15.00 |
| □ 6.435-431.0 | Solid rubber non-marking wheel | \$650.00 |
| □ 4.762-442.0 | Main brush, soft | \$561.00 |
| □ 4.762-443.0 | Main brush, hard | \$441.00 |
| □ 4.762-441.0 | Main brush, antistatic | \$831.00 |
| □ 6.905-626.0 | Side brush, soft | \$178.00 |
| □ 6.905-625.0 | Side brush, hard | \$178.00 |
| □ 2.852-499.0 | Carpet cleaning kit | \$2,110.00 |
| □ 2.852-321.0 | Additional left side brush kit | \$1,850.00 |
| □ 2.852-500.0 | Warning beacon | \$974.00 |
| □ 5.035-488.0 | Home Base kit (adapter and cable hook) | \$6.85 |
| □ 6.980-077.0 | Double Hook (requires 5.035-488.0) | \$12.40 |

■ Included □ Optional

KM 90/60 R BP ADV



Built for tough environments.

Sweep large areas quickly with this highly maneuverable, ride-on sweeper that increase productivity and safety. This machine cleans multiple surfaces, from tough industrial flooring to soft carpet. Its innovative Tact filter cleaning system extends the filter life, saving you money.

Highly productive sweeping

- Automatic, continuous sweeping
- Overthrow sweeping



KM 90/60 R BP ADV

TECHNICAL SPECIFICATIONS

| | | |
|---------------------------------|------------------|------------------|
| Cleaning path/width- main broom | in | 24.2 |
| Cleaning path/width with 1 sb | in | 35.4 |
| Cleaning path/width with 2 sb | in | 45.3 |
| Side broom diameter | in | 16.5 |
| Debris container capacity | gal | 16 |
| Practical productivity - 2 sb | sq. ft/hr | 47,520 |
| Operating noise level | dBA | 69 |
| Sweeping method | direct/overthrow | direct |
| Weight | lbs | 782 |
| Dimensions (L x W x H) | in | 64 x 38.5 x 49.5 |

EQUIPMENT

| Order No. | Description | List Price |
|-------------|---|-------------|
| 9.841-246.0 | KM 90/60 R Bp Adv, 1SB, 2 x 12V/225 Ah wet batteries, shelf charger | \$20,410.00 |
| 9.841-247.0 | KM 90/60 R Bp Adv, 1SB, 2 x 12V/234 Ah AGM batteries, shelf charger | \$22,560.00 |
| 9.841-248.0 | KM 90/60 R Bp Adv, 2SB, 2 x 12V/225 Ah wet batteries, shelf charger | \$21,700.00 |
| 9.841-249.0 | KM 90/60 R Bp Adv, 2SB, 2 x 12V/234 Ah AGM batteries, shelf charger | \$23,600.00 |

ACCESSORIES

| Order No. | Description | List Price |
|---------------|---|------------|
| ■ 4.762-430.0 | Main broom | \$515.00 |
| ■ 6.906-132.0 | Side broom | \$189.00 |
| ■ 6.907-519.0 | TACT Filter (2 required) | \$123.00 |
| □ 5.035-488.0 | Home Base kit (adapter and cable hook) | \$6.30 |
| □ 6.980-078.0 | Mop clip (requires 5.035-488.0) | \$9.70 |
| □ 6.980-080.0 | Bottle Hook (requires 5.035-488.0) | \$16.20 |
| □ 6.907-023.0 | Anti-static rolling brush | \$458.00 |
| □ 4.762-443.0 | Main cylindrical brush, hard | \$405.00 |
| □ 4.762-442.0 | Main cylindrical brush, soft/natural | \$515.00 |
| □ 6.905-625.0 | Side broom, hard for heavy-duty cleaning | \$163.00 |
| □ 2.642-693.0 | Side brush kit, left | \$2,885.00 |
| □ 2.851-334.0 | Carpet sweeping kit (includes anti-static rolling brush) | \$1,770.00 |
| □ 2.642-989.0 | Warning beacon revolving signal light | \$1,105.00 |
| □ 6.414-532.0 | Round filter - plastic filter, water-resistant, washable, saves maintenance costs. (Fits previous KM 90/60 R Bp without Tact) | \$600.00 |
| □ 4.762-442.0 | Main cylindrical brush, soft/natural—with natural bristles, ideal for sweeping fine dust on smooth surfaces both indoors and outdoors | \$515.00 |
| □ 8.628-341.0 | 12V/225 Ah wet batteries | \$1,010.00 |
| □ 8.622-843.0 | Battery pack 234 Ah AGM, 3 required | \$1,620.00 |

■ Included □ Optional

KM 100/120 R BP



Maximize productivity and clean any environment.

This configurable ride-on sweeper is designed to minimize your total cost of cleaning. It is perfect for larger cleaning tasks whether they are indoors or out.

Clean for long periods with easy debris disposal

- Debris container holds up to 31 gallons of dirt
- Easy waste disposal due to the hydraulic container emptying high dump (>4ft 11in)
- Up to 3.5 hours of run time with a fully charged battery

Easy operation, high productivity

- Operator functions are color coded yellow
- Working speed of 4.35 mph results in higher productivity
- Convenient operation with logically linked function

KM 100/120 R BP

TECHNICAL SPECIFICATIONS

| | | |
|--------------------------------------|--------|--------------|
| Cleaning path | in | 28.7 - 50 |
| Brush quantity | units | 1 - 4 |
| Brush diameter | in | 5 |
| Main broom speed | rpm | 600 |
| Debris bin capacity | gal | 31.7 |
| Debris bin emptying height | inch | 60 |
| Total machine battery voltage | V | 24 |
| Filter area | ft² | 64.5 |
| Productivity (practical/theoretical) | ft²/hr | 75,577 |
| Climbing ability | % | 18 |
| Weight with batteries | lbs | 1,580 |
| Dimensions (L x W x H) | in | 67 x 47 x 54 |

EQUIPMENT

| Order No. | Description | List Price |
|-------------|---|-------------|
| 9.899-870.0 | KM 100/120 R BP, AGM batteries, shelf charger | \$30,410.00 |

ACCESSORIES

| Order No. | Description | List Price |
|---------------|--|------------|
| ■ 6.905-095.0 | Main broom | \$836.00 |
| ■ 6.905-986.0 | Side broom | \$340.00 |
| ■ 8.629-184.0 | Battery pack 24V, 6v, AGM, 3 required | \$1,555.00 |
| ■ 8.642-664.0 | Battery charger, 24V, 50A | \$1,395.00 |
| ■ 6.414-532.0 | Round filter | \$654.00 |
| ■ 6.815-172.0 | Key | \$39.10 |
| □ 2.853.095.0 | Deluxe seat add-on kit | \$1,375.00 |
| □ 2.852-913.0 | Left side broom add-on kit | \$3,215.00 |
| □ 2.853-034.0 | 4 Side broom add-on kit | \$9,060.00 |
| □ 2.852-491.0 | Ram protection add-on kit | \$1,415.00 |
| □ 2.853-030.0 | Vacuum add-on kit | \$676.00 |
| □ 2.853-048.0 | Wheel set, non-chalking | CALL |
| □ 2.852-835.0 | Water spray add-on kit | \$3,660.00 |
| □ 2.852-828.0 | Overhead guard | \$8,010.00 |
| □ 2.853-092.0 | Blue spotlight add-on kit | \$801.00 |
| □ 2.853-042.0 | Rear light add-on kit | CALL |
| □ 2.853-094.0 | Work lighting add-on kit | \$687.00 |
| □ 2.852-863.0 | STVZO add-on kit | \$26.70 |
| □ 2.852-911.0 | Warning beacon revolving signal add-on kit | \$1,145.00 |
| □ 6.905-190.0 | Main broom, soft | \$687.00 |
| □ 6.905-191.0 | Main broom, hard | \$501.00 |
| □ 6.906-133.0 | Side broom, soft | \$195.00 |
| □ 6.906-065.0 | Side broom, hard | \$180.00 |

■ Included □ Optional

PUZZI™ 8/1 C



Handy and compact for easy spot cleaning.

The handy, compact and powerful Puzzi™ 8/1 C spray extraction cleaner is ideal for small areas and interim cleaning with excellent cleaning results.

Easy to use

- Foot switch makes it easy to turn on and off - no bending required.
- Transparent dome lid for easy-to verify operation.

Easy to transport

- Swivel casters for easy maneuvering.
- Lightweight - at less than 19 lbs., it can be carried up and down stairs without strain.

Smart features

- 8' high-pressure solution and vacuum hose
- Removable dirty water tank.

PUZZI™ 8/1 C

TECHNICAL SPECIFICATIONS

| | | |
|----------------------------|-----------|------------------|
| Solution/recovery capacity | gal | 2.1 / 1.8 |
| Operating noise level | dBA | 71 |
| Power cord length | ft | 33 |
| Vacuum | hp, stage | 1.5 hp |
| Water lift | in | 88 |
| Pump pressure | psi | 14.5 - 43.5 |
| Flow rate | gpm | 0.26 |
| Weight | lbs | 22 |
| Dimensions (L x W x H) | in | 22.5 x 13 x 17.3 |

EQUIPMENT

| Order No. | Description | List Price |
|-------------|--|------------|
| 1.100-244.0 | Puzzi™ 8/1 C, with 98-inch spray hose with integrated water feed and hand tool | \$1,140.00 |

ACCESSORIES

| Order No. | Description | List Price |
|---------------|--|------------|
| ■ 6.394-826.0 | 8-foot hose complete with couplings | \$220.00 |
| ■ 4.130-000.0 | Handhold Complete | \$197.00 |
| ■ 4.130-063.0 | Upholstery Nozzle | \$83.00 |
| □ 4.130-444.0 | Stair cleaning tool, 9-inch | \$385.00 |
| □ 6.391-411.0 | 13-foot high pressure solution & vacuum hose | \$425.00 |
| □ 4.130-117.0 | Stone & hard surface nozzle | \$988.00 |
| □ 4.762-219.0 | Hard surface adapter for standard hand tool | \$91.00 |
| □ 4.130-010.0 | Crevice nozzle | \$101.00 |
| □ 4.130-007.0 | Carpet Floor Wand Complete (240mm) | \$443.00 |
| □ 4.762-014.0 | Hard Surface Adapter for Floor Wand (240mm) | \$112.00 |

■ Included □ Optional

BRC 30/15 C



Compact, fast and simple extraction.

Get acquainted with the faster, simpler solution for small area extraction. The BRC 30/15 C is designed to productively clean carpet with less effort, resulting in time-saving productivity gains. In interest of simplicity this machine requires minimal service. It is lightweight and compact for ease of use and transportability.

Compact deep cleaning solution

- High performance vacuum motor for faster drying time

Extraction is no sweat

- Quiet, lightweight, easy to use
- Designed for minimal service

Portable and mobile

- Large 10-inch non-marking wheels for easy transport and maneuverability
- Fold-down handle for easy transportation in any vehicle



BRC 30/15 C

TECHNICAL SPECIFICATIONS

| | | |
|----------------------------|-----------|--------------|
| Cleaning path/width | in | 10.5 |
| Solution/recovery capacity | gal | 4.5 / 4 |
| Operating noise level | dBa | 77 |
| Power cord length | ft | 25 |
| Vacuum | hp, stage | 1.5, 3 |
| Water lift | in | 120 |
| Pump pressure | psi | 26 |
| Flow rate | gpm | 0.38 |
| Weight | lbs | 79 |
| Dimensions (L x W x H) | in | 23 x 14 x 28 |

EQUIPMENT

| Order No. | Description | List Price |
|-------------|--|------------|
| 1.008-058.0 | BRC 30/15 C, 4 gallon carpet extractor | \$3,040.00 |

ACCESSORIES

| Order No. | Description | List Price |
|---------------|---|------------|
| ■ 8.621-604.0 | Brush, chevron, 10-inch | \$145.00 |
| ■ 8.629-552.0 | Brush, extractor, natural bristles | \$66.00 |
| ■ 8.631-030.0 | Assembly, adapter (1/8"m x 1/4" fpt nipple) | \$147.00 |
| □ 8.629-036.0 | Hose and hand tool kit, bag Included | \$277.00 |
| □ 8.600-075.0 | Adapter 1/8 to 1/4 quick-disconnect for accessory solution hose | \$88.50 |

■ Included □ Optional

RANGER



Workhorse durability and premium features at a competitive price.

Specifically designed for the budget hotel sector without sacrificing performance or reliability. This vacuum uses an energy efficient impeller style system that will make quick work of any cleaning job. Plus, the manual height adjustment means you can use it on different types of carpet, as well as hard floor surfaces with ease. For a professional vacuum that doesn't skimp on quality or features, choose the Ranger upright vacuum.

Productivity in mind

- Flat to floor feature allows the vacuum to easily clean under beds and furniture
- Manual height adjustment for different types of flooring
- Breathe easier with the HEPA rated vacuum bag

Low total cost of ownership

- Long life belt backed by a two-year warranty
- Safety mechanism prevents damage to vac extending life of brush
- Break-away foot pedal designed to prevent damage

RANGER

TECHNICAL SPECIFICATIONS

| | | |
|---------------------------------|------------------|--------------|
| Cleaning Path | in | 12 |
| Productivity (Practical) | sq. ft/hr | 2,510 |
| Dust Bag | qt | 5.6 |
| Power | W | 480 |
| Power Cord | ft | 25 |
| Noise Level | dBA | 78 |
| Weight | lbs | 13.4 |
| Dimensions (L x W x H) | in | 15 x 13 x 46 |

EQUIPMENT

| Order No. | Item Description | List Price |
|-------------|---------------------------|------------|
| 1.012-900.0 | Ranger 12" upright vacuum | \$400.00 |

ACCESSORIES

| Order No. | Description | List Price |
|---------------|---------------------------|------------|
| ■ 8.600-495.0 | Brush Roller 12 in | \$29.90 |
| □ 8.645-209.0 | HEPA Filter bags, 10 pack | \$52.50 |

■ Included □ Optional

CVS 65/1 BP



The carpet specialist for different carpet styles.

The CVS 65/1 BP Pack is an impressive battery-operated carpet sweeper that also works well on hard surfaces. The 36V lithium-ion battery allows for up to 60 minutes of continuous operation, or 19,375 sq ft, on a single charge. The efficient, two-step filter system comprising of a pre-filter and a PTFE-coated flat pleated filter for dust classes L and M ensures dust-free working, while its low operating noise of just 56 dB(A) also allows for use in noise-sensitive areas.

Optimized sweeping

- High productivity
- Big carpet surfaces can be cleaned up efficiently in short time

36/75 Power+ Battery

- Easily note remaining battery capacity
- Productive and efficient use of the machine
- Possible to run several machines on the same battery platform

CVS 65/1 BP

TECHNICAL SPECIFICATIONS

| | | |
|---------------------------------|------------------|----------------|
| Cleaning path/width- main broom | in | 18 |
| Cleaning path/width with 1 sb | in | 26 |
| Side broom diameter | in | 10 |
| Debris container capacity | gal | 5 |
| Practical productivity | sq. ft/hr | 19,375 |
| Operating noise level | dB(A) | 56 |
| Sweeping method | direct/overthrow | direct |
| Weight | lbs | 88 |
| Dimensions (L x W x H) | in | 30 x 26.5 x 21 |

EQUIPMENT

| Order No. | Description | List Price |
|-------------|-------------|------------|
| 1.517-302.0 | CVS 65/1 Bp | \$5,465.00 |

ACCESSORIES

| Order No. | Description | List Price |
|---------------|---------------------------------|------------|
| ■ 2.445-075.0 | Battery Power+ 36V/75 | \$453.00 |
| ■ 2.445-053.0 | Fast Charger Battery Power+ 36V | \$204.00 |
| ■ 2.886-002.0 | Main broom antistatic | \$318.00 |
| ■ 2.884-355.0 | Side brush standard | \$41.20 |
| ■ 6.907-449.0 | Flat dust filter | \$202.00 |
| □ 5.745-280.0 | Pre-filter | \$135.00 |
| □ 5.032-196.0 | Homebase bag | \$107.00 |
| □ 2.884-358.0 | Set of 10 disposal bags | \$37.70 |

■ Included □ Optional

NT 48/1



A tough and versatile clean.

This machine is a tough and versatile wet/dry vacuum. Built to handle difficult wet or dry dirt, this vac is the machine that will stand up to tough everyday use. The optional front mounted squeegee provides even more productive water pickup. The large filter provides impressive suction power and long work intervals improving your productivity.

Portable

- Mobile, all-purpose wet/dry vacuum for small to medium jobs and multiple locations
- Integrated handle ensures easy and comfortable transport.

Real-world convenience

- Optional front mounted squeegee for more productive pickup.

NT 48/1

TECHNICAL SPECIFICATIONS

| | | |
|--------------------------|-------------|------------------|
| Vacuum width, floor tool | in | 12 |
| Vacuum hose length | ft | 8 |
| Power cord length | ft | 25 |
| Waste container capacity | gal | 12 |
| Operating noise level | dB(A) | 72 |
| Air flow rate | cfm | 142 |
| Waterlift | in of water | 80 |
| Motor | watts | 1,380 |
| Weight | lbs | 22 |
| Dimensions (L x W x H) | in | 19 x 15.3 x 30.3 |

EQUIPMENT

| Order No. | Description | List Price |
|-------------|---|------------|
| 1.428-623.0 | NT 48/1, 13-gallon wet/dry vacuum | \$648.00 |
| 9.840-844.0 | NT 48/1, 13-gallon wet/dry vacuum with front mounted squeegee | \$1,170.00 |

ACCESSORIES

| Order No. | Description | List Price |
|---------------|--|------------|
| ■ 6.414-789.0 | Cylindrical Dust Filter | \$46.90 |
| ■ 6.904-285.0 | Paper filter bag (5-pack, 1 bag Included with machine) | \$74.00 |
| ■ 6.906-512.0 | All-Purpose Nozzle | \$65.50 |
| ■ 6.900-385.0 | 8.3-inch all purpose crevice nozzle | \$9.99 |
| ■ 4.440-626.0 | 8 feet x 1.375 inch hose with comfortable hand grip | \$59.00 |
| ■ 6.900-514.0 | Metal suction tube, 1.4 inch X 1.6 feet | \$34.90 |
| ■ 6.906-240.0 | Crevice nozzle, 1.4-inch | \$6.20 |
| □ 6.904-211.0 | Wet Filter Bag | \$237.00 |
| □ 6.906-384.0 | 14.6" Aluminum All-Purpose Nozzle with Height-Adjustable Cylindrical, Brush Strips and Oil Resistant Squeegees | \$377.00 |
| □ 6.907-409.0 | 10.2-inch plastic all-purpose nozzle | \$138.00 |
| □ 6.907-408.0 | 14.2-inch plastic all-purpose head with cylindrical, brush strips and standard squeegee | \$42.60 |
| □ 6.906-383.0 | 17.7" Aluminum All-Purpose Head with Height-Adjustable cylindrical, Brush Stripes and oil-resistant Squeegees | \$512.00 |
| □ 2.860-113.0 | Upholstery hand tool | \$229.00 |
| □ 2.860-114.0 | 10-inch turbo nozzle with reducer 35/32 | \$327.00 |
| □ 6.903-033.0 | 11.4" Crevice Tool | \$14.90 |
| □ 6.905-988.0 | 4.7" Plastic Upholstery Nozzle, 35 mm ID | \$22.00 |
| □ 6.903-034.0 | Radiator Brush for use with 6.900-385.0 | \$36.30 |
| □ 6.903-035.0 | Plastic, Pipe Diameter 3.9" | \$95.00 |
| □ 6.903-862.0 | Suction Brush, Natural Hair, Pivotal, 35 mm ID | \$38.40 |
| □ 2.860-116.0 | Nozzle Set, Crevice Tool, Upholstery Tool, Round Brush, 35 mm ID | \$81.00 |
| □ 2.863-147.0 | All-Purpose Brush, Soft Bristles 35 mm ID | \$107.00 |
| □ 8.622-960.0 | Replacement 15-inch squeegee blade | \$71.00 |

■ Included □ Optional

NT 68/1



Utility with ease.

Easily tackle medium to large jobs with this wet/dry vac. Designed with a robust 1.8 hp vac motor to handle any task you throw at it. If even more productivity is desired, the optional front mounted squeegee makes quick work of water recovery. Thoughtful features such as no-tipping dumping and on-board storage make this the operator's choice for wet/dry vacs.

Performance

- Optional front-mounted squeegee offers more productive water pick-up
- 18 gallon capacity offers easy mobility for medium to large jobs

Thoughtful design

- Complete with on-board tool storage compartment with safety sign storage bracket
- Self-adjusting squeegee assembly

NT 68/1

TECHNICAL SPECIFICATIONS

| | | |
|--------------------------|-------------|--------------------|
| Vacuum width, floor tool | in | 24.5 |
| Power cord length | ft | 50 |
| Waste container capacity | gal | 18 |
| Operating noise level | dBA | 71 |
| Air flow rate | cfm | 142 |
| Waterlift | in of water | 80 |
| Motor | watts | 1,200 |
| Weight | lbs | 64 |
| Dimensions (L x W x H) | in | 35.5 x 24.5 x 37.5 |

EQUIPMENT

| Order No. | Description | List Price |
|-------------|---|------------|
| 1.103-494.0 | NT 68/1, eighteen gallon wet/dry vacuum with 24" front squeegee, with tools | \$1,555.00 |
| 1.103-495.0 | NT 68/1, eighteen gallon wet/dry vacuum with 24" front squeegee | \$1,435.00 |
| 1.013-021.0 | NT 68/1, eighteen gallon wet/dry vacuum with hose and wand only | \$1,225.00 |

ACCESSORIES

| Order No. | Description | List Price |
|--------------------------------------|---|------------|
| <input type="checkbox"/> 5.731-595.0 | Cartridge Filter (Wet) | \$29.00 |
| <input type="checkbox"/> 6.414-552.0 | Cartridge Filter (Dry) | \$27.99 |
| <input type="checkbox"/> 6.900-385.0 | 8.3-inch all purpose crevice nozzle | \$9.99 |
| <input type="checkbox"/> 6.906-240.0 | Crevice nozzle, 1.4-inch | \$6.20 |
| <input type="checkbox"/> 6.906-384.0 | 14.6" Aluminum All-Purpose Nozzle with Height-Adjustable Cylindrical, Brush Strips and Oil Resistant Squeegees | \$377.00 |
| <input type="checkbox"/> 6.907-409.0 | Floor tool package: 10.2-inch plastic all-purpose nozzle, basalt grey | \$138.00 |
| <input type="checkbox"/> 6.903-018.0 | 14.6" Aluminum All-Purpose Head with Height-Adjustable Cylindrical, Brush Stripes and squeegee blades | \$419.00 |
| <input type="checkbox"/> 6.907-408.0 | Floor tool package: 14.2-inch plastic all-purpose head with cylindricals, brush strips and standard squeegee, basalt grey | \$42.60 |
| <input type="checkbox"/> 6.906-383.0 | 17.7" Aluminum all-purpose head with height-adjustable cylindrical, brush stripes and oil-resistant Squeegees | \$512.00 |
| <input type="checkbox"/> 2.860-113.0 | Upholstery hand tool | \$229.00 |
| <input type="checkbox"/> 2.860-114.0 | 10-inch turbo nozzle with reducer 35/32 | \$327.00 |
| <input type="checkbox"/> 6.903-033.0 | 11.4" Crevice Tool | \$14.90 |
| <input type="checkbox"/> 6.900-922.0 | 14.6" Crevice Nozzle, Metal | \$192.00 |
| <input type="checkbox"/> 6.902-154.0 | Wand | \$112.00 |
| <input type="checkbox"/> 8.635-292.0 | Front mount squeegee assembly | \$340.00 |
| <input type="checkbox"/> 6.906-512.0 | Squeegee head | \$65.50 |
| <input type="checkbox"/> 8.634-534.0 | Replacement squeegee blades (two required) | \$48.50 |

■ Included □ Optional

BV/VAC PAC™ HEPA SERIES



Breathe easy with HEPA filtration.

The BV/VAC PAC HEPA series are portable back mounted vacuums great for increasing productivity, efficiency, while saving you money. Breathe easier with HEPA-level filtration standard on these vacuums. They also have an ergonomic harness system, allowing the operator to move around quickly and easily for maximum productivity.

Meets your needs

- HEPA filtration is now standard, providing optimum air quality by filtering with 99.9% effectiveness to 0.3 microns
- Vacuum hose is a top-mounted swivel design for left-hand and right-hand operation



BV 7/1 VAC PAC 6 HEPA

BV 11/1 VAC PAC 10 HEPA

TECHNICAL SPECIFICATIONS

| Specification | Unit | BV 7/1 VAC PAC 6 HEPA | BV 11/1 VAC PAC 10 HEPA |
|--------------------------|-------------|-----------------------|-------------------------|
| Vacuum width, floor tool | in | 13 | 13 |
| Vacuum hose length | ft | 60 | 60 |
| Power cord length | ft | 50 | 50 |
| Waste container capacity | qt | 6 | 10 |
| Operating noise level | dBA | 67 | 67 |
| Air flow rate | cfm | 112 | 112 |
| Waterlift | in of water | 104 | 104 |
| Motor | watts | 1,200 | 1,200 |
| Weight | lbs | 10 | 11 |
| Dimensions (L x W x H) | in | 8.5 x 8.8 x 19.8 | 8.5 x 8.8 x 23.7 |

EQUIPMENT

| Order No. | Description | List Price |
|-------------|--|------------|
| 1.014-013.0 | BV 7/1 VAC PAC 6 HEPA backpack vacuum, 6 qt. (includes hose and tool kit) | \$928.00 |
| 1.014-014.0 | BV 11/1 VAC PAC 10 HEPA backpack vacuum, 10 qt. (includes hose and tool kit) | \$980.00 |

ACCESSORIES

| Order No. | Description | List Price |
|---------------|--|------------|
| ■ 8.628-666.0 | Wand, 2 PC Aluminum Double Curve | \$112.00 |
| ■ 8.619-894.0 | Hose Assembly | \$71.00 |
| ■ 8.639-285.0 | HEPA pleated filter | \$15.70 |
| ■ 8.619-884.0 | Cloth bag for VAC PACTM HEPA 10 / BV 11/1 | \$66.00 |
| ■ 8.619-885.0 | 10-quart paper bags, 10-pack for BV 11/1 | \$52.50 |
| ■ 8.619-891.0 | Paper bags for VAC PACTM HEPA 6 / BV 7/1 | \$47.10 |
| ■ 8.619-890.0 | Cloth bags for VAC PACTM HEPA 6 / BV 7/1 | \$56.00 |
| ■ 8.619-887.0 | Filter Dome | \$3.90 |
| ■ 8.604-141.0 | VAC PACTM tool kit (#02293 crevice tool, #02083 dusting brush, #02084 upholstery tool, #02085 upholstery brush, #02086 extension tube) | \$149.00 |
| □ 8.628-451.0 | 24-inch Anodized Aluminum Crevice Tool | \$47.60 |
| □ 8.600-008.0 | 5-inch Upholstery Tool | \$50.50 |
| □ 8.628-360.0 | Upholstery Brush | \$26.50 |
| □ 8.600-007.0 | 3-inch dusting tool with adapter | \$37.80 |
| □ 8.628-445.0 | Tool, Carpet | \$85.50 |
| □ 8.628-444.0 | Tool, bristle shod dry pick-up | \$94.50 |
| □ 8.619-876.0 | VAC PACTM Crevice Tool | \$33.70 |
| □ 8.631-254.0 | Harness assembly for VAC PACTM HEPA 6 & 10 and BV 11/1 | \$149.00 |
| □ 8.642-914.0 | 15" sidewinder carpet tool with 1.5" neck | \$40.30 |
| □ 8.642-915.0 | 15" sidewinder hard floor brush with 1.5" neck | \$64.50 |
| □ 8.642-916.0 | 18" sidewinder carpet tool with 1.5" neck | \$43.20 |
| □ 8.642-917.0 | 18" sidewinder hard floor brush with 1.5" neck | \$75.00 |

■ Included □ Optional

BR 35/12 C BP

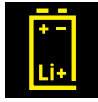


The race is always won in the corners.

Thanks to our innovative steerable scrub deck, the BR 35/12 C Bp can clean up to the wall at a 90° angle. It can also clean in reverse, or in any direction. The height-adjustable, telescoping steering column allows optimal ergonomics for any operator. The folding steering column also makes it easy to secure for transport.

Steer your way to cleaner floors

- Our innovative steerable scrub deck allows for scrubbing in any direction, and provides perfect scrubbing right up to the edge.
- The telescoping handle adjusts to any operator's height
- Brush height is adjustable for multiple floor types
- Kärcher's unique ecoefficiency mode features increases operating time by 50%, and reduces noise by 40%.



BR 35/12 C BP

TECHNICAL SPECIFICATIONS

| | | |
|---------------------------------------|----------------------|----------------|
| Cleaning path/width | in | 14 |
| Brush type | cylindrical/disc/pad | cylindrical |
| Brush quantity | units | 1 |
| Brush diameter | in | 3.8 |
| Suction bar (squeegee) width | in | 18 |
| Drive | pad-assist/traction | brush-assist |
| Solution/recovery capacity | gal | 3 / 3 |
| Theoretical/practical productivity | sq. ft/hr | 11,000 / 6,600 |
| Operating noise level - std/Eco! mode | dBA | 66 / 62 |
| Battery charger | shelf/on-board | on-board |
| Battery runtime - std/Eco! mode | min | 66 / 90 |
| Battery charging time | hrs | 1-3 |
| Battery lifetime-est charging cycles | x thousands | 3 |
| Brush contact pressure | lbs | 29 |
| Brush speed | rpm | 700 - 1,050 |
| Vac motor rating | watts | 280 |
| Vac motor suction | cfm | 42 |
| Waterlift | in of water | 32 |
| Weight with batteries | lbs | 77 |
| Dimensions (L x W x H) | in | 39 x 18 x 51 |

EQUIPMENT

| Order No. | Description | List Price |
|-------------|--|------------|
| 1.783-470.0 | BR 35/12 C Bp, fourteen inch scrubber with cylindrical brushes | \$7,110.00 |

ACCESSORIES

| Order No. | Description | List Price |
|---------------|--|------------|
| ■ 4.037-031.0 | Cylindrical Brush, red, medium | \$138.00 |
| □ 4.037-036.0 | Cylindrical Brush, white, soft | \$181.00 |
| □ 4.037-037.0 | Cylindrical Brush, orange, high/low | \$216.00 |
| □ 4.037-038.0 | Cylindrical Brush, green, hard | \$350.00 |
| □ 4.037-039.0 | Cylindrical Brush, black, very hard | \$446.00 |
| □ 4.762-009.0 | Cylindrical Pad cylindrical shaft | \$405.00 |
| □ 6.369-053.0 | Cylindrical Pads on sleeve, yellow, soft | \$140.00 |
| □ 6.369-047.0 | Cylindrical Pads on sleeve, red, medium | \$138.00 |
| □ 6.369-052.0 | Cylindrical Pads on sleeve, green, hard | \$138.00 |
| □ 4.037-040.0 | Cylindrical microfiber pad, for daily cleaning of delicate surfaces including LVT and stone tile | \$185.00 |
| □ 4.037-127.0 | Squeegee blade set, optional, Linatex | \$52.00 |
| ■ 4.037-035.0 | Squeegee blade set, standard, oil-resistant, polyurethane | \$65.50 |
| ■ 6.654-294.0 | Lithium-ion battery, 21 Ah | \$2,335.00 |

■ Included □ Optional

BD 38/12 C BP



Steer your way to cleaner floors.

Think of the BD 38/12 as a 15 inch disc version of the popular BR 35/12. The design allows for the easiest driving of a walk-behind disc scrubber on the market. The squeegee follows behind the disc to ensure 100% solution pickup even through the corners.

Steerable, innovative disc scrubber

- Extremely agile for efficient cleaning of small and very furnished areas.
- Easy to use—scrub right up to the wall

Real world practicality

- Quick charging lithium-ion battery has a longer lifetime than normal batteries.
- Very compact, light and easy to transport and roll over steps.
- Application also in noise sensitive areas possible due of significantly reduced noise level.

BD 38/12 C BP

TECHNICAL SPECIFICATIONS

| | | |
|---------------------------------------|----------------------|----------------|
| Cleaning path/width | in | 15 |
| Brush type | cylindrical/disc/pad | disc |
| Brush quantity | units | 1 |
| Brush diameter | in | 15 |
| Suction bar (squeegee) width | in | 16 |
| Drive | pad-assist/traction | brush-assist |
| Solution/recovery capacity | gal | 3.2 / 3.2 |
| Theoretical/practical productivity | sq. ft/hr | 11,210 / 6,725 |
| Operating noise level - std/Eco! mode | dBA | 65 / 62 |
| Battery charger | shelf/on-board | on-board |
| Battery runtime - std/Eco! mode | min | 60 / 120 |
| Battery charging time | hrs | 2 - 3 |
| Battery lifetime-est charging cycles | x thousands | 3 |
| Brush contact pressure | lbs | 35 - 46 |
| Brush speed | rpm | 180 / 150 |
| Vac motor rating | watts | 280 |
| Vac motor suction | cfm | 42 |
| Waterlift | in of water | 32 |
| Weight with batteries | lbs | 79 |
| Dimensions (L x W x H) | in | 37 x 30 x 51 |

EQUIPMENT

| Order No. | Item Description | List Price |
|-------------|---|------------|
| 1.783-431.0 | BD 38/12 C, compact scrubber with fifteen inch disc brush | \$6,050.00 |

ACCESSORIES

| Order No. | Item Description | List Price |
|---------------|--|------------|
| ■ 6.907-151.0 | Disc brush, red | \$257.00 |
| ■ 6.654-294.0 | Lithium-ion battery, 21 Ah | \$2,335.00 |
| ■ 4.037-059.0 | Squeegee blades, made from transparent and oil-resistant polyurethane, includes front and rear blade | \$65.50 |
| □ 6.907-150.0 | Pad driver plate | \$342.00 |
| □ 6.369-003.0 | Red disc pads, set of 5 | \$99.50 |
| □ 6.369-002.0 | Green disc pads, medium soft, green, set of 5 | \$99.50 |
| □ 6.369-001.0 | Black disc pads, hard, set of 5 | \$99.50 |
| □ 6.905-060.0 | Disc microfiber pad, for daily cleaning of delicate surfaces including LVT and stone tile, set of 5 | \$263.00 |

■ Included □ Optional

BD 50/50 C BP CLASSIC



Professional cleaning, now made easier.

This economically-designed scrubber provides you all the cleaning power to take on large jobs—perfect for retail environments, schools and health care facilities.

Easy to use

- Three cleaning modes make it simple for any operator to get the job done right
- The slim design of the Kärcher BD 50/50 allows you to see in front of the scrubber easier
- Home Base kit allows for carrying of other essentials on the machines, for less visits to the supply closet.



BD 50/50

TECHNICAL SPECIFICATIONS

| | | | | | |
|------------------------------------|----------------------|-----------------|------------------------|----------------|--------------|
| Cleaning path/width | in | 20 | Battery charger | shelf/on board | shelf |
| Brush type | cylindrical/disc/pad | pad | Brush contact pressure | lbs | 59 - 62 |
| Brush quantity | units | 1 | Brush speed | rpm | 180 |
| Brush diameter | in | 20 | Vac motor rating | watts | 500 |
| Suction bar (squeegee) width | in | 35 | Vac motor suction | cfm | 51 |
| Drive | pad-assist/traction | pad-assist | Waterlift | in of water | 48 |
| Solution/recovery capacity | gal | 13.2 / 13.2 | Weight with batteries | lbs | 306 |
| Theoretical/practical productivity | sq. ft/hr | 21,530 / 13,995 | Dimensions (LxWxH) | in | 47 x 21 x 39 |
| Operating noise level | dBA | 66 | | | |

EQUIPMENT

| Order No. | Description | List Price |
|-------------|---|------------|
| 9.841-369.0 | BD 50/50 C Bp Classic, pad driver, 24V/105 Ah wet batteries | \$4,140.00 |
| 9.841-370.0 | BD 50/50 C Bp Classic, pad driver, 24V/100 Ah AGM batteries | \$4,830.00 |

ACCESSORIES

| Order No. | Description | List Price |
|---------------|--|------------|
| ■ 4.762-534.0 | Pad driver, 20-inch, features a quick-change coupling and centerlock | \$155.00 |
| ■ 4.777-179.0 | V-Shaped squeegee, 35-inch, with caster, polyurethane | \$292.00 |
| □ 4.905-027.0 | Disc brush, soft, made of natural fibers, for cleaning and polishing | \$116.00 |
| □ 4.905-029.0 | Brush, hard black - For stubborn dirt and basic cleaning. For hard wearing surfaces. | \$523.00 |
| □ 4.905-026.0 | Disc brush, medium grit, red, for general cleaning (standard on brush machines) | \$378.00 |
| □ 6.369-079.0 | Red disc pad, 20-inch, medium soft red for cleaning all types of floors, 5-pack | \$155.00 |
| □ 6.369-078.0 | Green disc pad, 20-inch, aggressive for cleaning heavily soiled floors and for deep cleaning, 5-pack | \$155.00 |
| □ 6.369-077.0 | Black pad, 20-inch, hard, for cleaning heavily soiled floors and for deep cleaning, 5 pack | \$155.00 |
| □ 6.369-468.0 | Beige disc pad, 20-inch, light grit, for polishing and refreshing of hard and elastic smooth floor coverings, 5 pack | \$155.00 |
| □ 6.273-023.0 | Oil resistant, replacement squeegee blades | \$116.00 |
| □ 6.371-146.0 | Beige disc pad, 20-inch, soft, natural hair, for polishing | \$659.00 |
| □ 4.777-401.0 | Squeegee, 33.5-inch, straight, made of oil-resistant transparent polyurethane, for smooth floors | \$1,210.00 |
| □ 5.035-488.0 | Home Base kit (adapter and cable hook) | \$6.85 |
| □ 6.980-077.0 | Double Hook (requires 5.035-488.0) | \$12.40 |
| □ 4.035-406.0 | Home Base kit carrying case | \$147.00 |
| □ 6.980-078.0 | Mop clip (requires 5.035-488.0) | \$10.60 |
| □ 6.980-080.0 | Bottle Hook (requires 5.035-488.0) | \$17.70 |
| □ 4.070-075.0 | Universal hook | \$51.50 |
| □ 8.641-483.0 | Charger for wet batteries (included with 9.841-369.0) | \$689.00 |
| □ 8.629-377.0 | Charger for AGM batteries (included with 9.841-370.0) | \$689.00 |

■ Included □ Optional

BD 50/55 W BP CLASSIC



Outstanding price-performance ratio.

Robust, compact and user friendly, this traction drive walk behind scrubber has everything you need to get the job done. Quickly and efficiently clean a wide variety of settings, including healthcare, education and retail.

Exceptional Maneuverability

- Compact design and traction control provides easy transportation and handling in any environment.

Built to last

- Die Cast aluminum scrub deck and assembly provides maximum durability.



BD 50/55 W

TECHNICAL SPECIFICATIONS

| | | | | | |
|------------------------------------|---------------------|-----------------|------------------------|----------------|----------------|
| Cleaning path/width | in | 20 | Battery charger | shelf/on board | shelf |
| Brush type | disc/pad | pad | Brush contact pressure | lbs | 59 |
| Brush quantity | units | 1 | Brush speed | rpm | 180 |
| Brush diameter | in | 20 | Vac motor rating | watts | 500 |
| Suction bar (squeegee) width | in | 33.5 | Vac motor suction | cfm | 51 |
| Drive | pad-assist/traction | traction | Waterlift | in of water | 48 |
| Solution/recovery capacity | gal | 14.5 / 14.5 | Weight with batteries | lbs | 379 |
| Theoretical/practical productivity | sq. ft/hr | 27,500 / 17,500 | Dimensions (LxWxH) | in | 52 x 22.5 x 42 |
| Operating noise level | dBA | 65 | | | |

EQUIPMENT

| Order No. | Description | List Price |
|-------------|---|------------|
| 9.998-002.0 | BD 50/55 W Bp Classic, 24V/100Ah AGM batteries, shelf charger | \$8,150.00 |

ACCESSORIES

| Order No. | Description | List Price |
|---------------|---|------------|
| ■ 4.778-008.0 | Squeegee, 33.5-Inch, parabolic | \$1,000.00 |
| ■ 4.400-011.0 | Suction blades, 33-inch, red | \$150.00 |
| □ 4.400-005.0 | Suction blades, 33-inch, transparent | \$168.00 |
| □ 2.644-228.0 | Add-on kit deflector roll squeegee, stackable | \$388.00 |
| □ 4.905-026.0 | Disc brush, medium | \$378.00 |
| □ 4.905-028.0 | Disc brush, very soft | \$293.00 |
| □ 4.905-027.0 | Disc brush, soft | \$342.00 |
| □ 4.905-029.0 | Disc brush, hard | \$523.00 |
| ■ 4.762-534.0 | Pad driver | \$155.00 |
| □ 4.070-075.0 | Universal hook kit | \$51.50 |
| □ 4.039-271.0 | Mop holder | \$138.00 |
| □ 5.035-488.0 | Home-base adapter | \$6.85 |
| □ 6.980-077.0 | Double hook | \$12.40 |
| □ 6.980-078.0 | Holder handhold grey | \$10.60 |
| □ 6.980-080.0 | Holder bottle | \$17.70 |

■ Included □ Optional

BD 70/75 W BP CLASSIC



Smaller, but still mighty.

This economically-designed scrubber provides you all the cleaning power to take on large jobs—perfect for retail environments, grocery stores, municipalities, and BSC's.

Easy to use

- Adaptable to specific floor type cleaning needs
- Large aluminum brush deck is tough and durable
- Wet, AGM and lithium battery options are available

BD 70/75 W BP CLASSIC

TECHNICAL SPECIFICATIONS

| | | |
|------------------------------------|----------------------|-------------------|
| Cleaning path/width | in | 28 |
| Brush type | cylindrical/disc/pad | pad |
| Brush quantity | units | 2 |
| Brush diameter | in | 14 |
| Suction bar (squeegee) width | in | 41 |
| Drive | pad-assist/traction | traction |
| Solution/recovery capacity | gal | 19.8 / 19.8 |
| Theoretical/practical productivity | sq. ft/hr | 30,645 / 19,920 |
| Operating noise level | dBA | 63 |
| Battery charger | shelf/on board | shelf |
| Brush contact pressure | lbs | 66 - 150 |
| Brush speed | rpm | 180 |
| Vac motor rating | watts | 500 |
| Vac motor suction | cfm | 51 |
| Waterlift | in of water | 64 |
| Weight with batteries | lbs | 512 wet / 556 AGM |
| Dimensions (L x W x H) | in | 57 x 30 x 42 |

EQUIPMENT

| Order No. | Description | List Price |
|-------------|--|-------------|
| 9.841-466.0 | BD 70/75 W Bp Classic, 185 Ah wet batteries, shelf charger | \$10,890.00 |
| 9.841-467.0 | BD 70/75 W Bp Classic, 190 Ah AGM batteries, shelf charger | \$11,650.00 |
| 9.841-240.0 | BD 70/75 W Bp Classic, 24V Lithium, shelf charger | \$13,840.00 |

ACCESSORIES

| Order No. | Description | List Price |
|---------------|--|------------|
| ■ 4.762-590.0 | Pad drive board STRONG (standard) | \$185.00 |
| ■ 6.369-003.0 | Pad red, medium-soft (standard), set of 5 | \$99.50 |
| ■ 8.663-291.0 | Battery 6V/190 Ah AGM (standard with 9.841-467.0) (4 REQUIRED) | \$590.00 |
| ■ 8.622-835.0 | Battery 6V/185 Ah wet (standard with 9.841-466.0) (4 REQUIRED) | \$407.00 |
| ■ 8.643-374.0 | Shelf charger for 190Ah AGM batteries | \$711.00 |
| ■ 8.644-222.0 | Shelf charger for 185Ah Wet batteries | \$711.00 |
| ■ 4.777-108.0 | Squeegee, 1030mm (standard w/suction blades) | \$1375.00 |
| ■ 4.037-144.0 | Suction blades, 1030mm, blue (standard) | \$138.00 |
| □ 4.905-010.0 | Disc brush, red, medium | \$252.00 |
| □ 4.905-013.0 | Disc brush, black, hard | \$446.00 |
| □ 4.905-012.0 | Disc brush, natural, soft | \$271.00 |
| □ 4.905-011.0 | Disc brush, white, very soft | \$185.00 |
| □ 4.037-145.0 | Suction blades, 1030 mm (polyurethane) | \$318.00 |
| □ 9.753-088.0 | Squeegee transport plate | \$25.60 |
| □ 4.444-015.0 | Suction Hose Accessory | \$263.00 |
| □ 2.644-140.0 | Warning beacon add-on kit | \$1,065.00 |

■ Included □ Optional

BR 75/75 W BP CLASSIC



Heavy-duty cleaning made simple.

Not only is this scrubber incredibly effective, it's also incredibly easy to use and maintain. Its durable frame and excellent sight lines makes it highly maneuverable, even able to turn in spaces as narrow as 5.1 feet in width. The die cast aluminum scrub decks and squeegee assemblies provide unbeatable durability and exceptional cleaning.

Easy to use

- Easy to operate with minimal training needed, the intuitive controls prevent operating errors.
- Adaptable to specific floor type cleaning needs
- Large aluminum brush deck is tough and durable
- Wet, AGM and Lithium battery options are available

BR 75/75 W BP CLASSIC

TECHNICAL SPECIFICATIONS

| | | | | | |
|------------------------------------|----------------------|-----------------|------------------------|----------------|--------------|
| Cleaning path/width | in | 30 | Battery charger | shelf/on board | shelf |
| Brush type | cylindrical/disc/pad | cylindrical | Brush contact pressure | lbs | 66 |
| Brush quantity | units | 2 | Brush speed | rpm | 600 |
| Brush diameter | in | 4 | Vac motor rating | watts | 500 |
| Suction bar (squeegee) width | in | 40.5 | Vac motor suction | cfm | 51 |
| Drive | pad-assist/traction | traction | Waterlift | in of water | 64 |
| Solution/recovery capacity | gal | 19.8 / 19.8 | Weight with batteries | lbs | 556 AGM |
| Theoretical/practical productivity | sq. ft/hr | 30,645 / 21,342 | Dimensions (LxWxH) | in | 57 x 30 x 42 |
| Operating noise level | dB(A) | 65 | | | |

EQUIPMENT

| Order No. | Description | List Price |
|-------------|--|-------------|
| 9.848-458.0 | BR 75/75 W Bp Classic, 185 Ah wet batteries, shelf charger | \$15,490.00 |
| 9.848-459.0 | BR 75/75 W Bp Classic, 195 Ah AGM batteries, shelf charger | \$16,260.00 |
| 9.848-460.0 | BR 75/75 W Bp Classic, 114 Ah Lithium battery, shelf charger | \$20,840.00 |

ACCESSORIES

| Order No. | Description | List Price |
|---------------|--|------------|
| ■ 8.663-291.0 | Battery 6V/190 Ah AGM (standard with 9.841-467.0) (4 REQUIRED) | \$590.00 |
| ■ 8.622-835.0 | Battery 6V/185 Ah wet (standard with 9.841-466.0) (4 REQUIRED) | \$407.00 |
| ■ 8.643-374.0 | Shelf charger for 190Ah AGM batteries | \$711.00 |
| ■ 8.644-222.0 | Shelf charger for 185Ah Wet batteries | \$711.00 |
| ■ 4.777-108.0 | Squeegee, 1030mm (standard w/suction blades) | \$1,375.00 |
| ■ 4.037-144.0 | Suction blades, 1030mm, blue (standard) | \$138.00 |
| ■ 4.035-605.0 | Cylindrical red brush, 30-inch | \$301.00 |
| □ 4.037-145.0 | Suction blades, 1030 mm (polyurethane) | \$318.00 |
| □ 9.753-088.0 | Squeegee transport plate | \$25.60 |
| □ 2.644-140.0 | Warning beacon add-on kit | \$1,065.00 |
| □ 2.763-047.0 | R 75 Aluminum brush head, cylindrical, 30-inch | \$4,075.00 |
| □ 6.907-729.0 | Cylindrical white brush, soft, 30-inch | \$450.00 |
| □ 6.907-730.0 | Cylindrical orange brush, high-low for grout, 30-inch | \$537.00 |
| □ 6.907-731.0 | Cylindrical green brush, hard, 30-inch | \$746.00 |
| □ 6.907-732.0 | Cylindrical black brush, very aggressive, 30-inch | \$832.00 |
| □ 5.035-488.0 | Home Base kit (adapter and cable hook) | \$6.85 |
| □ 6.980-077.0 | Double Hook (requires 5.035-488.0) | \$12.40 |
| □ 4.035-406.0 | Home Base kit carrying case | \$147.00 |
| □ 6.980-078.0 | Mop clip (requires 5.035-488.0) | \$10.60 |
| □ 6.980-080.0 | Bottle Hook (requires 5.035-488.0) | \$17.70 |
| □ 4.070-075.0 | Universal hook | \$51.50 |

■ Included □ Optional

BD 80/100 W BP CLASSIC



Quality and durability in a cost effective package.

This economically-designed scrubber provides you all the cleaning power to take on large jobs—perfect for retail environments, grocery stores, and BSC's.

Easy to use

- Storage compartment in the back for shelf charger and other accessories.
- An automatic brake is integrated into the transaxle and a cost effective, large aluminum brush deck is included.

BD 80/100 W BP CLASSIC

TECHNICAL SPECIFICATIONS

| | | |
|------------------------------------|----------------------|-----------------|
| Cleaning path/width | in | 32 |
| Brush type | cylindrical/disc/pad | pad |
| Brush quantity | units | 2 |
| Brush diameter | in | 16 |
| Suction bar (squeegee) width | in | 43 |
| Drive | pad-assist/traction | traction |
| Solution/recovery capacity | gal | 26.4 / 26.4 |
| Theoretical/practical productivity | sq. ft/hr | 35,025 / 22,770 |
| Operating noise level | dBA | 63 |
| Battery charger | shelf/on board | shelf |
| Brush contact pressure | lbs | 88 - 200 |
| Brush speed | rpm | 180 |
| Vac motor rating | watts | 600 |
| Vac motor suction | cfm | 53 |
| Waterlift | in of water | 67 |
| Weight with batteries | lbs | 705 |
| Dimensions (L x W x H) | in | 59 x 33 x 42 |

EQUIPMENT

| Order No. | Description | List Price |
|-------------|---|-------------|
| 9.841-456.0 | BD 80/100 W Bp Classic, 295 Ah wet batteries, shelf charger | \$12,110.00 |
| 9.841-457.0 | BD 80/100 W Bp Classic, 285 Ah AGM batteries, shelf charger | \$12,900.00 |
| 9.808-180.0 | BD 80/100W Bp Classic, 24V Lithium Battery, Shelf Charger | \$16,690.00 |

ACCESSORIES

| Order No. | Description | List Price |
|---------------|---|------------|
| ■ 4.762-591.0 | Pad drive board (standard) | \$284.00 |
| ■ 6.371-332.0 | Pad, red, medium-soft (standard) | \$105.00 |
| ■ 8.629-184.0 | Battery, Discover 6V/285 Ah AGM (standard with 9.841-457.0) | \$1,555.00 |
| ■ 8.644-818.0 | Battery, Discover 24V Lithium Ion | \$9,195.00 |
| ■ 8.622-837.0 | Battery, Trojan 6V/271 Ah wet (standard with 9.841-456.0) | \$852.00 |
| ■ 8.643-373.0 | Shelf charger for wet batteries (standard with 9.841-456.0) | \$711.00 |
| ■ 8.643-374.0 | Shelf charger for AGM batteries (standard with 9.841-457.0) | \$711.00 |
| ■ 4.777-102.0 | Squeegee, 1100 mm (standard with suction blades) | \$1,410.00 |
| ■ 4.037-138.0 | Suction blades, 1230 mm, blue (standard) | \$310.00 |
| □ 4.905-000.0 | Disc brush, red, medium | \$180.00 |
| □ 4.905-032.0 | Disc brush, black, hard | \$523.00 |
| □ 4.905-031.0 | Disc brush, natural, soft | \$252.00 |
| □ 4.905-030.0 | Disc brush, white, very soft | \$217.00 |
| □ 4.037-140.0 | Suction blades 1230 mm, transparent | \$391.00 |
| □ 9.753-088.0 | Squeegee transport plate | \$25.60 |
| □ 2.644-140.0 | Warning beacon add-on kit | \$1,065.00 |

■ Included □ Optional

BR 85/100 W BP CLASSIC



Toughness meets ease of use.

This powerhouse is designed for simplicity, reliability, and ease of use, making it perfect for tackling challenging environments with exceptional cleaning ability and rugged construction. Its sturdy frame and excellent sight lines ensure maximum maneuverability, even in narrow spaces.

Sturdy scrub deck

- Scrub deck and squeegee are made of durable aluminum which affords the user longer life in daily cleaning applications.

Exceptional contact pressure

- Significant contact pressure (88 lbs) of its cylindrical brushes ensures exceptional cleaning on all types of floors.

BR 85/100 W BP CLASSIC

TECHNICAL SPECIFICATIONS

| | | |
|------------------------------------|----------------------|-----------------|
| Cleaning path/width | in | 34 |
| Brush type | cylindrical/disc/pad | cylindrical |
| Brush quantity | units | 2 |
| Brush diameter | in | 4 |
| Suction bar (squeegee) width | in | 43 |
| Drive | pad-assist/traction | traction |
| Solution/recovery capacity | gal | 26.4 / 26.4 |
| Theoretical/practical productivity | sq. ft/hr | 35,025 / 24,192 |
| Operating noise level | dBA | 65 |
| Battery charger | shelf/on board | shelf |
| Brush contact pressure | lbs | 88 |
| Brush speed | rpm | 600 |
| Vac motor rating | watts | 500 |
| Vac motor suction | cfm | 51 |
| Waterlift | in of water | 64 |
| Weight with batteries | lbs | 705 |
| Dimensions (LxWxH) | in | 59 x 33 x 42 |

EQUIPMENT

| Order No. | Description | List Price |
|-------------|---|-------------|
| 9.848-455.0 | BR 85/100 W Bp Classic, 185 Ah Wet batteries, shelf charger | \$16,800.00 |
| 9.848-456.0 | BR 85/100 W Bp Classic, 195 Ah AGM batteries, shelf charger | \$18,220.00 |
| 9.848-457.0 | BR 85/100 W Bp Classic, 114 Ah Lithium battery, shelf charger | \$21,380.00 |

ACCESSORIES

| Order No. | Description | List Price |
|---------------|---|------------|
| ■ 8.622-837.0 | Battery, 6V/271 Ah wet (standard with 9.848-455.0) | \$852.00 |
| ■ 8.629-184.0 | Battery, 6V/285 Ah AGM (standard with 9.848-456.0) | \$1,555.00 |
| ■ 8.644-818.0 | Battery, Discover 24V Lithium Ion (standard with 9.848-457.0) | \$9,195.00 |
| ■ 8.643-373.0 | Shelf charger for wet batteries (standard with 9.848-455.0) | \$711.00 |
| ■ 8.643-374.0 | Shelf charger for AGM batteries (standard with 9.848-456.0) | \$711.00 |
| ■ 4.777-102.0 | Squeegee, 1100 mm (standard with suction blades) | \$1,410.00 |
| ■ 4.035-606.0 | Red, 34" Cylindrical Brushes | \$374.00 |
| □ 4.037-138.0 | Suction blades, 1230 mm, blue (standard) | \$310.00 |
| □ 4.037-140.0 | Suction blades 1230 mm, transparent | \$391.00 |
| □ 9.753-088.0 | Squeegee transport plate | \$25.60 |
| □ 2.644-140.0 | Warning beacon add-on kit | \$1,065.00 |
| □ 4.035-406.0 | Home Base Kit | \$147.00 |
| □ 6.907-772.0 | White, Cylindrical Brush 34" | \$439.00 |
| □ 6.907-734.0 | Orange, Cylindrical Brush 34" | \$578.00 |
| □ 6.907-735.0 | Green, Cylindrical Brush 34" | \$912.00 |
| □ 6.907-736.0 | Black, Cylindrical Brush 34" | \$1,005.00 |

■ Included □ Optional

B 80 W BP



This large scrubber easily goes anywhere.

The B 80 W BP scrubbers cover a lot of area quickly, but are still easily maneuverable. They feature a robust, interchangeable, maintenance-friendly scrub deck. Choose from cylindrical or disc in 26" widths.

Thoughtfully designed scrub decks

- Decks automatically raise and lower as necessary
- Interchangeable decks changed quickly and without tools.

Four color LCD screen

- Easily select your cleaning mode with the easy-to-read symbols on the large 4-color display



| TECHNICAL SPECIFICATIONS | | B 80 W BP + R 65 | B 80 W BP + D 65 |
|--|----------------------|------------------|------------------|
| Cleaning path/width | in | 26 | 26 |
| Brush type | cylindrical/disc/pad | Cylindrical | Disc |
| Brush quantity | units | 2 | 2 |
| Suction bar (squeegee) width | in | 39 | 39 |
| Drive | pad-assist/traction | Traction | Traction |
| Solution/recovery capacity | gal | 21 / 21 | 21 / 21 |
| Theoretical/practical productivity | sq. ft/hr | 27,980 / 18,180 | 27,980 / 18,180 |
| Operating noise level - std/Eco! mode | dBa | 69 / 66 | 69 / 66 |
| Battery charger | shelf/on-board | On-board | On-board |
| Brush contact pressure | lbs | 213 | 117 |
| Brush speed | rpm | 400 - 1,550 | 180 |
| Drive/vac motor rating | watts | 350 / 580 | 350 / 580 |
| Vac motor suction | cfm | 53 | 53 |
| Waterlift | in of water | 67 | 67 |
| Weight (excluding battery/ with battery) | lbs | 282 / 617 | 289 / 617 |
| Dimensions (L x W x H) | in | 61 x 29 x 45 | 62 x 29 x 45 |

| Order No. | Description | List Price |
|-------------|--|-------------|
| 9.841-204.0 | B 80 W Bp, D 65 disc scrub deck, 24V/260 Ah wet batteries, with curved squeegee | \$20,110.00 |
| 9.841-198.0 | B 80 W Bp, R 65 cylindrical scrub deck, 24V/225 Ah wet batteries, on-board charger, with curved squeegee | \$19,780.00 |
| 9.841-200.0 | B 80 W Bp, R 65 cylindrical scrub deck, 24V/255 Ah AGM batteries, on-board charger, with curved squeegee | \$21,450.00 |
| 9.841-201.0 | B 80 W Bp, D 65 disc scrub deck, 24V/255 Ah AGM batteries, on-board charger, with curved squeegee | \$21,710.00 |
| 9.841-203.0 | B 80 W Bp, R 65 cylindrical scrub deck, 24V/260 Ah wet batteries, on-board charger, with curved squeegee | \$19,870.00 |

| Order No. | Description | List Price |
|---------------|---|------------|
| ■ 4.777-080.0 | Squeegee assembly, 39-inch, V-shaped polyurethane oil-resistant blades, standard on machines with R 75 & D 75 scrub decks | \$778.00 |
| ■ 5.035-488.0 | Home Base kit (adapter and cable hook) | \$6.85 |
| ■ 6.980-077.0 | Double hook (requires 5.035-488.0) | \$12.40 |
| □ 8.600-251.0 | Cable asm, bat. Jumper x 15" (required w/ no battery units) | \$76.50 |
| □ 4.035-345.0 | Quick fill tank system (requires 9.083-003.0) | \$242.00 |
| □ 9.083-003.0 | Hose coupling | \$9.00 |
| □ 6.273-205.0 | Squeegee blade set, anti stripe oil resistant | \$270.00 |
| □ 6.273-291.0 | Squeegee blade set, for textured floors | \$459.00 |
| □ 4.035-408.0 | KIK Key | \$312.00 |

■ Included □ Optional

See Cleaning Heads & Brushes section for available scrub decks.

Effective January 1, 2024. Prices, specifications and product descriptions subject to change without notice.

B 75/110 R BP




Outstanding suction performance.

The brand-new B 75/110 R is perfect for all floors. The robust front bumper prevents damage to the machine and other objects, while speed dependent water supply saves on water and detergents. The newly designed squeegee picks up more water and requires less attention and the adjustable seat allows workers to feel more comfortable during long shifts.

Advanced updates for a top-of-the-line machine

- Front bumper and driving lights
- Side scrub deck for close to the edge cleaning
- Adjustable comfort seat
- Hill driving assistant and automatic electronic brake



B 75/110 R BP

TECHNICAL SPECIFICATIONS

| | | |
|---|----------------------|--------------------------|
| Cleaning path/width | in | 30 |
| Brush type | cylindrical/disc/pad | Cylindrical and disc |
| Brush quantity | units | 2 |
| Brush diameter | in | 4" cylindrical, 15" disc |
| Suction bar (squeegee) width | in | 37 |
| Drive | pad-assist/traction | Traction |
| Solution/recovery capacity | gal | 29 / 29 |
| Theoretical/practical productivity - 30" deck | sq. ft/hr | 48,440 / 31,485 |
| Operating noise level | dB(A) | 59 - 74 |
| Battery charger | shelf/on board | Shelf |
| Brush contact pressure | lbs | 165 |
| Brush speed | rpm | 180 / 1200 |
| Drive /vac motor rating | watts | 600 |
| Vac motor suction | cfm | 53 |
| Waterlift | in of water | 68 |
| Weight with batteries | lbs | 1190 |
| Dimensions (L x W x H) | in | 65 x 30 x 52 |
| Minimum turning radius | ft | 2.87 |
| Climbing ability - maximum slope | % grade | 10 |
| Max. working speed | mph | 3.8 |

EQUIPMENT

| Order No. | Description | List Price |
|-------------|--|-------------|
| 9.841-441.0 | BD 75/110 R Bp Wet, 30" disc scrub deck | \$25,820.00 |
| 9.841-444.0 | BD 75/110 R Bp AGM, 30" disc scrub deck | \$27,120.00 |
| 9.841-445.0 | BR 75/110 R Bp Wet, 30" cylindrical scrub deck | \$27,120.00 |
| 9.841-449.0 | BR 75/110 R Bp AGM, 30" cylindrical scrub deck | \$28,410.00 |

See Cleaning Heads & Brushes section for available scrub decks.

B 75/110 R BP ACCESSORIES

ACCESSORIES

| Order No. | Description | List Price |
|---------------|---|------------|
| ■ 4.778-007.0 | 950 mm parabolic squeegee | \$1,280.00 |
| ■ 2.763-005.0 | D 75 scrub deck (depending on model selected) | \$4,235.00 |
| ■ 2.763-047.0 | R 75 scrub deck (depending on model selected) | \$4,075.00 |
| ■ 4.039-366.0 | Linatex squeegee blade set | \$190.00 |
| □ 4.035-605.0 | Red brush for R 75 scrub deck | \$301.00 |
| □ 6.907-731.0 | Green brush for R 75 scrub deck | \$746.00 |
| □ 6.907-732.0 | Black brush for R 75 scrub deck | \$832.00 |
| □ 6.907-730.0 | Orange brush for R 75 scrub deck | \$537.00 |
| □ 6.907-729.0 | White brush for R 75 scrub deck | \$450.00 |
| □ 4.039-357.0 | Polyurethane replacement squeegee blade | \$219.00 |
| □ 8.644-917.0 | Right side scrub deck (factory install only) | \$6,315.00 |
| □ 4.039-350.0 | Warning beacon kit | \$717.00 |
| □ 4.039-327.0 | Lid with tank rinsing | \$634.00 |
| □ 2.644-245.0 | Dose system | \$732.00 |
| □ 4.035-406.0 | Home base box | \$147.00 |
| □ 4.039-349.0 | Mop Home Base Attachment Kit | \$119.00 |
| □ 8.622-835.0 | Trojan T105 225 Ah battery | \$407.00 |
| □ 8.632-254.0 | Discover EVGT6A-A 255 Ah battery | \$1,370.00 |
| □ 8.644-222.0 | Shelf charger for wet batteries | \$711.00 |
| □ 8.643-374.0 | Shelf charger for AGM batteries | \$711.00 |

■ Included □ Optional

B 150 R BP



Race into efficiency with the B 150.

The B 150 R can cover up to 58,125 ft²/hr making this one impressively productive scrubber. Although it can cover large areas quickly, we made sure that it has great visibility for safety. Our KIK operating system and the color coded controls make operation simple and intuitive. KIK allows managers to control what functions and settings their employees can use and adjust.

Advanced model features all-wheel drive (special order)

- Clean ramps with grades up to 18%
- Features a unique all-wheel brake system for safety
- Utilize the large color LCD screen to adjust everything to your needs including contact pressure, water volume, brush speed, etc.

Let the machine do the work

- Auto tank-rinsing and auto-fill come standard to allow the operator to do other tasks while rinse and fill are taking place



| | | B 150 R + R 75 | B 150 R + D 75 | B 150 R + R 85 | B 150 R + D 90 |
|---------------------------------------|----------------------|-----------------|-----------------|-----------------|-----------------|
| TECHNICAL SPECIFICATIONS | | | | | |
| Cleaning path/width | in | 30 | 30 | 34 | 36 |
| Brush type | cylindrical/disc/pad | Cylindrical | Disc | Cylindrical | Disc |
| Brush quantity | units | 2 | 2 | 2 | 2 |
| Brush diameter | in | 3.5 | 7.5 | 3.5 | 17.7 |
| Suction bar (squeegee) width | in | 37 | 37 | 47 | 47 |
| Drive | pad-assist/traction | Traction | Traction | Traction | Traction |
| Solution/recovery capacity | gal | 40 / 40 | 40 / 40 | 40 / 40 | 40 / 40 |
| Theoretical/practical productivity | sq. ft/hr | 48,438 / 34,445 | 48,438 / 34,445 | 54,895 / 38,630 | 58,125 / 40,903 |
| Operating noise level - std/Eco! mode | dBA | 67 / 64 | 67 / 64 | 67 / 64 | 67 / 64 |
| Battery charger | shelf/on board | Shelf | Shelf | Shelf | Shelf |
| Brush contact pressure | lbs | 245 | 224 | 275 | 238 |
| Brush speed | rpm | 1,200 | 140 | 1,200 | 140 |
| Drive /vac motor rating | watts | 600 / 750 | 600 / 750 | 600 / 750 | 600 / 750 |
| Vac motor suction | cfm | 55 | 55 | 55 | 55 |
| Waterlift | in of water | 72 | 72 | 72 | 72 |
| Weight without batteries | lbs | 959 - 1,146 | 959 - 1,146 | 959 - 1,146 | 959 - 1,146 |
| Dimensions (L x W x H) | in | 65 x 31 x 56 | 65 x 31 x 56 | 65 x 31 x 56 | 65 x 31 x 56 |
| Minimum turning radius | ft | 2.9 | 2.9 | 2.9 | 2.9 |
| Climbing ability - maximum slope | % grade | 10 | 10 | 10 | 10 |
| Max. working speed working | mph | 3.7 | 3.7 | 3.7 | 3.7 |

EQUIPMENT

| Order No. | Description | List Price |
|-------------|---|-------------|
| 9.841-286.0 | B 150 R Bp, scrub deck, pad driver, and squeegees sold separately, 36V/360 Ah batteries | \$24,720.00 |
| 9.841-287.0 | B 150 R Bp 2SB, scrub deck, pad driver, and squeegees sold separately, 36V/360 Ah batteries, dual side brushes | \$27,380.00 |
| 9.841-288.0 | B 150 R Bp Advanced, scrub deck, pad driver, and squeegees sold separately, 36V/360 Ah batteries (special order) | \$34,510.00 |
| 9.841-289.0 | B 150 R Bp 2SB Advanced, scrub deck, pad driver, and squeegees sold separately, 36V/360 Ah batteries, dual side brushes (special order) | \$37,180.00 |
| 9.841-290.0 | B 150 R Bp, R 75 cylindrical scrub deck, 36V/360 Ah batteries | \$28,120.00 |
| 9.841-291.0 | B 150 R Bp, R 75 cylindrical scrub deck, 36V/312 Ah AGM batteries | \$31,730.00 |
| 9.841-294.0 | B 150 R Bp 2SB, R 75 cylindrical scrub deck, 36V/360 Ah batteries, dual side brushes. | \$30,790.00 |
| 9.841-295.0 | B 150 R Bp 2SB, R 75 cylindrical scrub deck, 36V/312 Ah AGM batteries, dual side brushes. | \$34,380.00 |
| 9.841-292.0 | B 150 R Bp, R 85 cylindrical scrub deck, 36V/360 Ah batteries. | \$29,350.00 |
| 9.841-293.0 | B 150 R Bp, R 85 cylindrical scrub deck, 36V/312 Ah AGM batteries. | \$32,940.00 |
| 9.841-296.0 | B 150 R Bp 2SB, R 85 cylindrical scrub deck, 36V/360 Ah batteries, dual side brushes. | \$31,990.00 |
| 9.841-297.0 | B 150 R Bp 2SB, R 85 cylindrical scrub deck, 36V/312 Ah AGM batteries, dual side brushes. | \$35,600.00 |
| 9.841-367.0 | B 150 R Bp, scrub deck sold separately, 36V/312 Ah AGM batteries | \$28,310.00 |
| 9.841-368.0 | B 150 R Bp 2SB, scrub deck sold separately, 36V/312 Ah AGM batteries, dual side brushes | \$30,960.00 |
| 9.841-365.0 | B 150 R Bp Advanced, scrub deck sold separately, 36V/312 Ah AGM batteries (special order) | \$36,480.00 |
| 9.841-366.0 | B 150 R Bp 2SB Advanced, scrub deck sold separately, 36V/312 Ah AGM batteries, dual side brushes (special order) | \$39,170.00 |

B 150 R BP ACCESSORIES

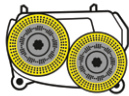
ACCESSORIES

| Order No. | Description | List Price |
|---------------|--|------------|
| ■ 5.035-344.0 | Operator Key, Yellow | \$65.00 |
| ■ 5.035-348.0 | Foreman Key, Gray | \$82.50 |
| ■ 4.778-007.0 | Squeegee assembly, 37-inch, parabolic assembly with linatex blades, standard on machines with R 75 & D 75 scrub decks | \$1,280.00 |
| □ 4.039-356.0 | 37" Linatex Squeegee Blades | \$135.00 |
| □ 4.039-357.0 | 37" Polyurethane Squeegee Blades | \$219.00 |
| □ 4.039-366.0 | 37" Mixed Blades (Front Poly/Rear Linatex) | \$190.00 |
| ■ 4.778-009.0 | Squeegee assembly, 47-inch, parabolic assembly with linatex blades, standard on machines with R 85 & D 90 scrub decks | \$1,880.00 |
| □ 4.039-362.0 | 47" Linatex Squeegee Blades | \$134.00 |
| □ 4.039-363.0 | 47" Polyurethane Squeegee Blades | \$140.00 |
| ■ 8.622-842.0 | 6V/360 Ah wet batteries | \$988.00 |
| ■ 8.629-184.0 | Battery, 6V/312 Ah AGM battery | \$1,555.00 |
| ■ 8.628-408.0 | Battery charger, 36V, 36A, 115V. For use with 8.622-842.0 | \$1,565.00 |
| ■ 8.600-015.0 | AGM battery charger, 36V, 21A, 115V | \$654.00 |
| □ 2.642-058.0 | Spray Suction Kit - for Cleaning Areas Not Easily Accessed by Machine (field installation required) | \$1,440.00 |
| □ 6.435-733.0 | Non-marking rear wheel, for use on sensitive floors that mark easily (field installation required) | \$661.00 |
| □ 4.444-015.0 | Suction hose accessories, for taking in water from corners (e.g. deep freezers) | \$263.00 |
| □ 4.035-516.0 | 360° Warning Beacon (field installation required) | \$1,100.00 |
| □ 2.641-811.0 | Cleaning agent dosing system DS 3 - Can be directly connected to the main water supply; the fresh water tank is filled with the mixture of water and cleaning agent. Also in connection with the ABS filling system. | \$1,410.00 |
| □ 6.435-810.0 | Front tires, traction - oil-proof, for drive motor 4.035-045.0 | \$1,330.00 |
| □ 6.435-446.0 | Front tires, traction - oil-resistant, for drive motor 4.035-569.0 | \$412.00 |
| □ 6.951-073.0 | Replacement side broom, for use with R-type scrub decks (1-pack) | \$220.00 |
| □ 2.644-089.0 | Overhead guard | \$5,775.00 |
| □ 2.644-088.0 | Add-on kit, side scrubbing deck | \$5,180.00 |

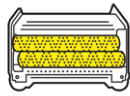
■ Included □ Optional

See Cleaning Heads & Brushes section for available scrub decks.

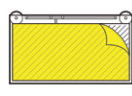
CLEANING HEADS & BRUSHES



D-Series
Disc Heads



R-Series
Cylindrical Heads



S-Series
Vibration Heads

We offer three different scrub decks to suit your unique needs. The three types R (cylindrical), D (disc) or S (vibration) each have their specific advantages. Disc decks are ideal for everyday scrubbing. Cylindrical heads are ideal for stubborn dirt or uneven surfaces. The S heads are very efficient at stripping of floors. No matter your need, Kärcher has you covered.

D 43 | 17-INCH DISC SCRUB DECK

| Order No. | Description | List Price | B 40 | B 60 | B 80 | B 110 | B 150 |
|-------------|---|------------|------|------|------|-------|-------|
| 2.763-023.0 | D 43 head, 17-inch scrub deck for all battery-powered B 40 units | \$2,510.00 | ■ | | | | |
| 4.762-533.0 | Pad driver | \$301.00 | ■ | | | | |
| 6.905-526.0 | Disc microfiber pad, for daily cleaning of delicate surfaces including LVT and stone tile | \$670.00 | ■ | | | | |
| 4.905-023.0 | Disc brush, natural fibers | \$342.00 | ■ | | | | |
| 6.369-470.0 | Disc pad, red (general purpose/standard) | \$128.00 | ■ | | | | |
| 4.905-022.0 | Red disc brush, 17-inch | \$328.00 | ■ | | | | |
| 4.905-024.0 | Disc brush, white 17-inch | \$419.00 | ■ | | | | |
| 4.905-025.0 | Disc brush, black 17-inch | \$670.00 | ■ | | | | |
| 6.369-472.0 | Disc pad green (aggressive) | \$128.00 | ■ | | | | |
| 6.369-473.0 | Disc pad black (very aggressive) | \$128.00 | ■ | | | | |
| 6.369-469.0 | Disc pad white (soft) | \$128.00 | ■ | | | | |
| 6.371-081.0 | Disc pad beige (light aggregate) | \$113.00 | ■ | | | | |
| 6.371-149.0 | Disc pad, natural | \$216.00 | ■ | | | | |

D 51 | 20-INCH DISC SCRUB DECK

| | | | | | | | |
|-------------|--|------------|---|--|--|--|--|
| 2.763-026.0 | D 51 head, 20" / 510mm Scrub Deck for all Battery-Powered B 40 units | \$1,660.00 | ■ | | | | |
| 8.642-710.0 | One Time Conversion Kit, D 51 Orbital head (for serial # 10358 and higher)* | \$4,340.00 | ■ | | | | |
| 8.638-801.0 | Assembly, Deck, D 51 Orbital (replacement deck assembly) | \$3,260.00 | ■ | | | | |
| 4.905-026.0 | Disc brush, medium grit, red, for general cleaning (standard on brush machines) | \$378.00 | ■ | | | | |
| 4.905-028.0 | Disc brush, very soft, for cleaning sensitive floors and polishing, white | \$293.00 | ■ | | | | |
| 4.905-029.0 | Disc brush, hard, for stubborn dirt and deep cleaning. Only for hard-wearing surfaces, black | \$523.00 | ■ | | | | |
| 4.905-027.0 | Disc brush, soft, made of natural fibers, for cleaning and polishing | \$342.00 | ■ | | | | |
| 4.762-534.0 | Pad driver, 19 inch, features a quick-change coupling and centerlock (standard on pad driver machines) | \$155.00 | ■ | | | | |
| 6.371-271.0 | Disc microfiber pad, for daily cleaning of delicate surfaces including LVT and stone tile | \$704.00 | ■ | | | | |
| 6.369-079.0 | Red disc pad, 20-inch, medium soft red for cleaning all types of floors, 5-pack | \$155.00 | ■ | | | | |
| 6.369-078.0 | Green disc pad, 20-inch, aggressive for cleaning heavily soiled floors and for deep cleaning, 5-pack | \$155.00 | ■ | | | | |
| 6.369-077.0 | Black pad, 20-inch, hard, for cleaning heavily soiled floors and for deep cleaning, 5 pack | \$155.00 | ■ | | | | |
| 6.369-468.0 | Beige disc pad, 20-inch, light grit, for polishing and refreshing of hard and elastic smooth floor coverings, 5 pack | \$155.00 | ■ | | | | |
| 6.371-146.0 | Beige disc pad, 20 inch, soft, natural hair, for polishing | \$659.00 | ■ | | | | |

*For serial #10357 and lower, part number 6.613-512.3 must also be ordered

D 55 | 22-INCH DISC SCRUB DECK

| | | | | | | | |
|-------------|--|------------|---|--|--|--|--|
| 2.763-001.0 | D 55 brush head, disc head, 22-inch | \$2,385.00 | ■ | | | | |
| 4.905-015.0 | Disc brush, white - soft | \$266.00 | ■ | | | | |
| 4.905-016.0 | Disc brush, natural bristles | \$252.00 | ■ | | | | |
| 4.905-014.0 | Disc brush, red, standard with D 55 head | \$210.00 | ■ | | | | |
| 4.905-017.0 | Disc brush, black - very aggressive | \$481.00 | ■ | | | | |
| 4.762.445.0 | Pad driver | \$238.00 | ■ | | | | |
| 6.371-153.0 | Disc pad, red (soft) | \$106.00 | ■ | | | | |
| 6.371-154.0 | Disc pad, green (medium) | \$106.00 | ■ | | | | |
| 6.371-155.0 | Disc pad, black (hard) | \$106.00 | ■ | | | | |

D 65 | 26-INCH DISC SCRUB DECK

| | | | | | | | |
|-------------|---|------------|---|---|--|--|--|
| 2.763-003.0 | D 65 brush head, disc head, 26-inch | \$3,020.00 | ■ | ■ | | | |
| 4.905-011.0 | Disc brush, white - soft | \$185.00 | ■ | ■ | | | |
| 4.905-012.0 | Disc brush, natural bristles | \$271.00 | ■ | ■ | | | |
| 4.905-010.0 | Disc brush, red, standard with D 65 head | \$252.00 | ■ | ■ | | | |
| 4.905-013.0 | Disc brush, black - very aggressive | \$446.00 | ■ | ■ | | | |
| 4.762-446.0 | Pad driver | \$266.00 | ■ | ■ | | | |
| 6.369-003.0 | Red disc pads, set of 5 | \$99.50 | ■ | ■ | | | |
| 6.369-002.0 | Green disc pads, medium soft, green, set of 5 | \$99.50 | ■ | ■ | | | |
| 6.369-001.0 | Black disc pads, hard, set of 5 | \$99.50 | ■ | ■ | | | |
| 6.369-959.0 | Disc microfiber pad, for daily cleaning of delicate surfaces including LVT and stone tile | \$263.00 | ■ | ■ | | | |

CLEANING HEADS & BRUSHES

D 75 | 30-INCH DISC SCRUB DECK

| Order No. | Description | List Price | B 40 | B 60 | B 80 | B 110 | B 150 |
|-------------|---|------------|------|------|------|-------|-------|
| 2.763-005.0 | D 75 brush head, disc head, 30-inch | \$4,235.00 | | | ■ | ■ | ■ |
| 4.905-019.0 | Disc brush, white - soft | \$266.00 | | | ■ | ■ | ■ |
| 4.905-020.0 | Disc brush, natural bristles | \$342.00 | | | ■ | ■ | ■ |
| 4.905-018.0 | Disc brush, red, standard with D 75 head | \$322.00 | | | ■ | ■ | ■ |
| 4.905-021.0 | Disc brush, black - very aggressive | \$600.00 | | | ■ | ■ | ■ |
| 4.762-447.0 | Pad driver | \$340.00 | | | ■ | ■ | ■ |
| 6.369-791.0 | Disc pad, red (soft) | \$98.50 | | | ■ | ■ | ■ |
| 6.369-790.0 | Disc pad, green (medium) | \$108.00 | | | ■ | ■ | ■ |
| 6.369-789.0 | Disc pad, black (hard) | \$108.00 | | | ■ | ■ | ■ |
| 6.371-078.0 | Disc microfiber pad, for daily cleaning of delicate surfaces including LVT and stone tile | \$293.00 | | | ■ | ■ | ■ |

D 90 | 36-INCH DISC SCRUB DECK

| | | | | | | | |
|-------------|--|------------|--|--|--|--|---|
| 2.763-008.0 | D 90 brush head, disc, 36-inch | \$6,480.00 | | | | | ■ |
| 4.905-003.0 | Disc brush, red, standard with D 90 head | \$342.00 | | | | | ■ |
| 4.905-004.0 | Disc brush, natural bristles | \$355.00 | | | | | ■ |
| 4.905-005.0 | Disc brush, white - soft | \$434.00 | | | | | ■ |
| 4.905-006.0 | Disc brush, black - very aggressive | \$698.00 | | | | | ■ |
| 4.762-493.0 | Pad driver | \$323.00 | | | | | ■ |
| 6.369-022.0 | Disc pad, black - hard | \$121.00 | | | | | ■ |
| 6.369-023.0 | Disc pad, green - medium | \$121.00 | | | | | ■ |
| 6.369-024.0 | Disc pad, red - soft | \$121.00 | | | | | ■ |

R 45 | 18-INCH CYLINDRICAL SCRUB DECK

| | | | | | | | |
|-------------|--|------------|---|--|--|--|--|
| 2.763-020.0 | R 45 head, 18-inch scrub deck for non-traction drive machines (for C Units) | \$1,855.00 | ■ | | | | |
| 2.763-019.0 | R 45 head, 18-inch scrub deck for traction drive machines (for W Units) | \$2,510.00 | ■ | | | | |
| 4.762-392.0 | Cylindrical red brush, medium stiff bristles for all-around cleaning on smooth and textured floors | \$168.00 | ■ | | | | |
| 4.762-405.0 | Cylindrical white brush, soft bristles for gentle cleaning on all-surface floors | \$252.00 | ■ | | | | |
| 4.762-406.0 | Cylindrical orange brush, high-low bristles for cleaning all grouted surface floors | \$271.00 | ■ | | | | |
| 4.762-407.0 | Cylindrical green brush, stiff bristles for aggressive cleaning on irregular surface floors | \$489.00 | ■ | | | | |
| 4.762-408.0 | Cylindrical black brush, extremely stiff bristles for stubborn dirt on rugged floors | \$496.00 | ■ | | | | |
| 4.762-413.0 | Cylindrical pad shaft (required for all brushes below) | \$572.00 | ■ | | | | |
| 4.114-009.0 | Cylindrical microfiber pad, for daily cleaning of delicate surfaces including LVT and stone tile | \$335.00 | ■ | | | | |
| 6.367-105.0 | Cylindrical pad, yellow (soft) | \$314.00 | ■ | | | | |
| 6.367-107.0 | Cylindrical pads, red, general purpose | \$314.00 | ■ | | | | |
| 6.367-108.0 | Cylindrical pad, white, (very soft) for high-gloss floors | \$306.00 | ■ | | | | |
| 6.367-106.0 | Cylindrical pad, green (hard & aggressive) | \$314.00 | ■ | | | | |

R 55 | 22-INCH CYLINDRICAL SCRUB DECK

| | | | | | | | |
|-------------|---|------------|---|---|--|--|--|
| 2.763-013.0 | R 55 head, 22-inch scrub deck for non-traction drive machines (for B 40 C units) | \$2,565.00 | ■ | | | | |
| 2.763-011.0 | R 55 head, 22-inch scrub deck for traction drive machines (for B 40 W) | \$2,225.00 | ■ | | | | |
| 4.035-184.0 | Cylindrical red brush, 22-inch, medium stiff bristles, all-around cleaning on smooth and textured floors | \$143.00 | ■ | | | | |
| 4.762-409.0 | Cylindrical white brush, 22-inch, soft | \$328.00 | ■ | | | | |
| 4.762-410.0 | Cylindrical orange brush, 22-inch, high/low bristles for uneven floors | \$350.00 | ■ | | | | |
| 4.762-411.0 | Cylindrical green brush, 22-inch, hard bristles | \$580.00 | ■ | | | | |
| 4.762-412.0 | Cylindrical brush black 22-inch | \$662.00 | ■ | | | | |
| 4.762-415.0 | Cylindrical pad shaft, 22-inch, 2 required | \$465.00 | ■ | | | | |
| 8.635-692.0 | Cylindrical, stripping 22-inch | \$164.00 | ■ | | | | |
| 4.114-010.0 | Cylindrical microfiber pad, 22-inch, for daily cleaning of delicate surfaces including LVT and stone tile | \$383.00 | ■ | | | | |
| 6.369-732.0 | Yellow pad, 22-inch | \$230.00 | ■ | | | | |
| 6.369-734.0 | Red pad, 22-inch, medium grit for all-around cleaning on smooth and textured floors | \$174.00 | ■ | | | | |
| 6.369-735.0 | White pad, includes sleeve, 22-inch | \$229.00 | ■ | | | | |
| 6.369-733.0 | Green pad, 22-inch | \$181.00 | ■ | | | | |
| 2.763-002.0 | R 55 head, cylindrical, 22-inch | \$4,000.00 | | ■ | | | |
| 6.906-977.0 | Cylindrical brush, white, soft | \$328.00 | | ■ | | | |
| 4.035-193.0 | Cylindrical brush, red, standard with R 55 head | \$109.00 | | ■ | | | |
| 6.906-978.0 | Cylindrical brush, orange, hi-lo grout brush | \$301.00 | | ■ | | | |
| 6.906-979.0 | Cylindrical brush, green, hard | \$544.00 | | ■ | | | |
| 6.906-980.0 | Cylindrical brush, black, very aggressive | \$628.00 | | ■ | | | |
| 8.635-692.0 | Cylindrical, stripping 22-inch | \$164.00 | | ■ | | | |
| 4.762-432.0 | Cylindrical brush, red (2 required) | \$593.00 | | ■ | | | |
| 6.369-389.0 | White cylindrical pad, extra soft, set of 20 | \$112.00 | | ■ | | | |
| 6.369-454.0 | Yellow cylindrical pad, soft, set of 20 | \$112.00 | | ■ | | | |
| 6.369-455.0 | Green cylindrical pad, hard, set of 20 | \$110.00 | | ■ | | | |

CLEANING HEADS & BRUSHES

R 65 | 26-INCH CYLINDRICAL SCRUB DECK

| Order No. | Description | List Price | B 40 | B 60 | B 80 | B 110 | B 150 |
|-------------|--|------------|------|------|------|-------|-------|
| 2.763-004.0 | R 65 brush head, cylindrical, 26-inch | \$2,785.00 | | ■ | ■ | | |
| 6.906-981.0 | Cylindrical white brush, soft | \$390.00 | | ■ | ■ | | |
| 4.035-187.0 | Cylindrical red brush | \$112.00 | | ■ | ■ | | |
| 6.906-982.0 | Cylindrical orange brush, high-low for grout | \$355.00 | | ■ | ■ | | |
| 6.906-983.0 | Cylindrical green brush, hard | \$620.00 | | ■ | ■ | | |
| 6.906-984.0 | Cylindrical black brush, very aggressive | \$685.00 | | ■ | ■ | | |
| 4.762-433.0 | Cylindrical Pad Shaft | \$649.00 | | ■ | ■ | | |
| 6.369-389.0 | White cylindrical pad, extra soft, set of 20 | \$112.00 | | ■ | ■ | | |
| 6.369-454.0 | Yellow cylindrical pad, soft, set of 20 | \$112.00 | | ■ | ■ | | |
| 6.369-455.0 | Green cylindrical pad, hard, set of 20 | \$110.00 | | ■ | ■ | | |
| 6.369-456.0 | Red cylindrical pad, medium, set of 20 | \$110.00 | | ■ | ■ | | |

R 75 | 30-INCH CYLINDRICAL SCRUB DECK

| | | | | | | | |
|-------------|---|------------|--|--|--|---|--|
| 2.763-006.0 | R 75 brush head, cylindrical, 30-inch | \$3,880.00 | | | | ■ | |
| 6.906-985.0 | Cylindrical brush, white, soft | \$489.00 | | | | ■ | |
| 6.907-415.0 | cylindrical brush, red, standard with R 75 head | \$238.00 | | | | ■ | |
| 6.906-986.0 | Cylindrical brush, orange, hi-lo grout brush | \$440.00 | | | | ■ | |
| 6.906-987.0 | Cylindrical brush, green, hard | \$780.00 | | | | ■ | |
| 6.906-988.0 | Cylindrical brush, black, very aggressive | \$802.00 | | | | ■ | |
| 4.762-434.0 | Cylindrical pad shaft | \$656.00 | | | | ■ | |
| 6.369-389.0 | White cylindrical pad, extra soft, set of 20 | \$112.00 | | | | ■ | |
| 6.369-454.0 | Yellow cylindrical pad, soft, set of 20 | \$112.00 | | | | ■ | |
| 6.369-455.0 | Green cylindrical pad, hard, set of 20 | \$110.00 | | | | ■ | |
| 6.369-456.0 | Red cylindrical pad, medium, set of 20 | \$110.00 | | | | ■ | |

R 75 | 30-INCH ALUMINUM CYLINDRICAL SCRUB DECK

| | | | | | | | |
|-------------|---|------------|--|--|--|---|---|
| 2.763-047.0 | R 75 Aluminum brush head, cylindrical, 30-inch | \$4,075.00 | | | | ■ | ■ |
| 6.907-729.0 | Cylindrical white brush, soft, 30-inch | \$450.00 | | | | ■ | ■ |
| 4.035-605.0 | Cylindrical red brush, 30-inch | \$301.00 | | | | ■ | ■ |
| 6.907-730.0 | Cylindrical orange brush, high-low for grout, 30-inch | \$537.00 | | | | ■ | ■ |
| 6.907-731.0 | Cylindrical green brush, hard, 30-inch | \$746.00 | | | | ■ | ■ |
| 6.907-732.0 | Cylindrical black brush, very aggressive, 30-inch | \$832.00 | | | | ■ | ■ |

R 85 | 34-INCH ALUMINUM CYLINDRICAL SCRUB DECK

| | | | | | | | |
|-------------|---|------------|--|--|--|--|---|
| 2.763-048.0 | R 85 Aluminum brush head, cylindrical, 34-inch | \$4,770.00 | | | | | ■ |
| 6.907-772.0 | Cylindrical white brush, soft, 34-inch | \$439.00 | | | | | ■ |
| 4.035-606.0 | Cylindrical red brush, 34-inch | \$374.00 | | | | | ■ |
| 6.907-734.0 | Cylindrical orange brush, high-low for grout, 34-inch | \$578.00 | | | | | ■ |
| 6.907-735.0 | Cylindrical green brush, hard, 34-inch | \$912.00 | | | | | ■ |
| 6.907-736.0 | Cylindrical black brush, very aggressive, 34-inch | \$1,005.00 | | | | | ■ |

S 65 | 26-INCH VIBRATION SCRUB DECK

| | | | | | | | |
|-------------|--|------------|--|---|---|--|--|
| 2.763-030.0 | S 65 brush head, oscillating scrub deck, 26-inch | \$4,560.00 | | ■ | ■ | | |
| 4.036-063.0 | S 65 orbital head connection kit, required for connecting S 65 orbital, B 60 and B 80 units (required) | \$512.00 | | ■ | ■ | | |
| 8.635-789.0 | Pad, S 65 surface prep, package of 5 | \$257.00 | | ■ | ■ | | |
| 8.635-788.0 | Pad, S 65, red, package of 5 | \$195.00 | | ■ | ■ | | |
| 8.635-836.0 | Pad, S 65, white, package of 5 | \$195.00 | | ■ | ■ | | |

SG 4/4



Clean without chemicals.

Time is money—particularly in commercial cleaning. The SG 4/4 steamer has an ingenious two-tank filling system allowing for continuous use. Steam cleaning can impressively remove bacteria without chemical. It is also ideal for cleaning kitchens and grout.

Continuous use

- Our unique two-tank system allows for continuous use
- Very little time is needed to heat up the unit

Adjust to your needs

- Control the level of steam
- Switch to pressurized hot water to remove stubborn dirt

Designed for your health

- Only water is used by the SG 4/4 to save you money and to improve the health of users and guests

SG 4/4

TECHNICAL SPECIFICATIONS

| | | |
|-----------------------------------|---------------|------------------|
| Voltage | V | 110 |
| Steam temp/pressure | °F/psi | 248 / 58 |
| Tank capacity | gal | 1.06 |
| Cable length | in | 24.5 |
| Weight without accessories | lbs | 17.6 |
| Dimensions (L x W x H) | in | 19 x 12.6 x 10.8 |

EQUIPMENT

| Order No. | Description | List Price |
|-------------|---|------------|
| 1.092-805.0 | SG 4/4, Commercial steam cleaner | \$2,235.00 |
| 9.841-414.0 | SG 4/4 Commercial steam cleaner with transport cart | \$2,865.00 |

ACCESSORIES

| Order No. | Description | List Price |
|---------------|--|------------|
| ■ 4.322-020.0 | Steam Hose | \$263.00 |
| ■ 4.127-024.0 | Extension Tube | \$5.20 |
| ■ 2.884-280.0 | Hand Tool | \$19.99 |
| ■ 6.906-185.0 | Floor Nozzle | \$111.00 |
| ■ 2.863-263.0 | Power Nozzle Set | \$16.99 |
| ■ 2.884-281.0 | Point Jet Nozzle | \$22.00 |
| ■ 4.013-030.0 | Funnel | \$71.50 |
| ■ 2.863-264.0 | Round Brush Set | \$15.99 |
| □ 2.863-025.0 | Window Nozzle | \$15.00 |
| □ 6.273-140.0 | Wiper Blade (window) | \$36.70 |
| □ 2.863-062.0 | Wallpaper Stripper | \$45.00 |
| □ 2.863-171.0 | Steam+Clean Microfiber Cloth Set for Bathrooms (Includes 4 different cloths) | \$157.00 |
| □ 2.863-172.0 | Steam+Clean Microfiber Cloth Set for Kitchens (Includes 4 different cloths) | \$157.00 |
| □ 2.863-173.0 | Steam+Clean Microfiber Velour Floor Cloth Set (Includes 2 cloths) | \$103.00 |
| □ 2.863-174.0 | Steam+Clean Microfiber Velour Cloth Covers for the Hand Tool (Includes 2 cloths) | \$102.00 |
| □ 6.962-097.0 | Filling Funnel | \$14.90 |
| □ 2.885-465.0 | Floor Tool Replacement | \$84.00 |
| □ 6.962-239.0 | Two Wheel Transport Cart | \$632.00 |

■ Included □ Optional

SGV 6/5



Hygiene, non-stop.

The easy-to-use SGV 6/5 steam vacuum cleaner offers hygienic cleanliness. A single machine that is a steam cleaner and wet vacuum cleaner in one. With EASY Operation switch, secure accessory integration and hand tool for controlling the steam/vacuum function.

Straight forward operation

- One easy-to-use switch controls all operation
- Self-explanatory symbols means less training required

Continuous operation

- Our unique design allows you to refill the water while in use

Change on the go

- The Included hand tool features an adjustment knob that allows you to adjust the water/steam regulation and turn the vacuum on and off.

SGV 6/5

TECHNICAL SPECIFICATIONS

| | | |
|-----------------------------------|---------------|--------------|
| Voltage | V | 110 - 120 |
| Steam temp/pressure | °F/psi | 327 / 87 |
| Tank capacity | gal | 1.3 |
| Cable length | ft | 24.5 |
| Weight without accessories | lbs | 86 |
| Dimensions (L x W x H) | in | 25 x 19 x 38 |

EQUIPMENT

| Order No. | Description | List Price |
|-------------|--|------------|
| 1.092-003.0 | SGV 6/5, commercial steam cleaner and wet vacuum | \$6,635.00 |

ACCESSORIES

| Order No. | Description | List Price |
|---------------|---|------------|
| ■ 2.863-011.0 | Round brush set, 3 Brushes | \$23.00 |
| ■ 2.889-005.0 | Floor Nozzle, 12 inches | \$59.00 |
| ■ 2.889-006.0 | Brush strips for floor nozzle 2.889-005.0 | \$15.00 |
| ■ 2.889-007.0 | Rubber Strip, 12 inches for floor nozzle 2.889-005.0 | \$14.90 |
| ■ 2.889-008.0 | Hand Nozzle | \$32.80 |
| ■ 2.889-009.0 | Brush Strip, 6 inches for hand nozzle 2.889-008.0 | \$12.40 |
| ■ 2.889-010.0 | Rubber Strip, 6 inches for hand nozzle 2.889-008.0 | \$14.50 |
| ■ 2.889-011.0 | Adapter | \$38.30 |
| ■ 2.889-028.0 | Crevice Nozzle | \$14.70 |
| ■ 2.889-052.0 | Adapter for attaching round brushes | \$9.80 |
| ■ 4.440-009.0 | Steam suction hose | \$1,200.00 |
| □ 2.889-058.0 | Extension tube set (1 piece) | \$35.60 |
| ■ 2.889-004.0 | Extension tube set (2 pieces) | \$170.00 |
| □ 2.889-053.0 | Triangular floor nozzle | \$78.00 |
| □ 2.863-007.0 | Round brush stainless steel (very hard bristles) set, 3 Nozzles | \$11.20 |
| □ 2.863-008.0 | Round Brass Brush (hard bristles) Set, 3 Nozzles | \$19.30 |
| □ 2.863-009.0 | Pekalon round brush (medium-hard bristles) set | \$12.20 |

■ Included □ Optional

SG BP GUM REMOVER



Turn up the heat on gum removal.

The Kärcher SG 1 C Bp is a portable gum remover. Powered by a single lithium ion battery, this gum remover is quiet and offers up to 4 hours of uninterrupted operation. Gum is removed in 4-6 seconds, and it is safe to use on stone, concrete and even carpet. Great for maintaining shopping malls, schools, train stations, airports, hotels, hospitals, restaurants and supermarkets.

Easy to Use

- SG1 C Bp's low pressure fuel canisters are designed to ensure delivery of proper fuel volume and safe operation.

Ultimate portability

- No cords ensures safety and convenience

Environmentally friendly

- No harsh residue – safe on all surfaces



SG 1 C BP

TECHNICAL SPECIFICATIONS

| | | |
|-------------------------------|------------|-----------------|
| Run time | hrs | 4 |
| Weight | lbs | 11 |
| Dimensions (L x W x H) | in | 4.5 x 13 x 20.5 |

EQUIPMENT

| Order No. | Description | List Price |
|-------------|--------------------------------|------------|
| 1.013-104.0 | SG1 C Bp, backpack gum remover | \$4,600.00 |

ACCESSORIES

| Order No. | Description | List Price |
|--------------------------------------|---|------------|
| <input type="checkbox"/> 8.639-871.0 | Service pack: 2 LPG cartridges, 4 bottles of solution and 2 black stainless steel brushes, 1 green brush. <i>Expect 8-9 hours run time.</i> | \$240.00 |
| <input type="checkbox"/> 8.642-880.0 | Stainless steel brushes: 2 pack replacement stainless steel brushes (black) | \$60.00 |
| <input type="checkbox"/> 8.642-931.0 | Polypropylene brushes: 2 pack polypropylene brushes (green), for carpet and material | \$30.60 |
| <input type="checkbox"/> 8.639-828.0 | Charger | \$218.00 |
| <input type="checkbox"/> 8.638-521.0 | Battery | \$941.00 |
| <input type="checkbox"/> 8.639-846.0 | Lance & hose | \$5,570.00 |

DETERGENTS

| Order No. | Description | List Price |
|--------------------------------------|-----------------------------------|------------|
| <input type="checkbox"/> 8.638-579.0 | 12-Pack of gas bottles | \$505.00 |
| <input type="checkbox"/> 8.638-580.0 | 24 liters of gum remover solution | \$722.00 |

■ Included Optional

AB 84 CUL



Reduce carpet drying times by up to 50%.

Powerful enough for any job yet economical enough to not break the bank; rely on the AB 84 CUL as your air blower of choice. If you have wet floors or carpet, dry your facility up to 50 percent faster so you can resume to business-as-usual sooner. This economical unit features three speeds as well as three different vertical standing positions so you can direct air anywhere you need to. The powerful 3,000 cfm air movement promotes rapid drying in no time.

- Three speeds of air movement for every type of job
- Sturdy four point motor mount to withstand heavy use and rough handling
- Built-in carpet clip for flood restoration jobs
- Three different three standing positions to allow air to be directed in any angle
- Upright handle and transport wheels for added safety and convenience

AB 84 CUL

TECHNICAL SPECIFICATIONS

| | | |
|--------------------------------------|------------|--------------------|
| Air flow rate - level 1, 2, 3 | cfm | 3000 / 2500 / 2000 |
| Fan speed - level 1, 2, 3 | rpm | 1600 / 1350 / 1050 |
| Power cord length | ft | 25 |
| Motor rating | HP | 0.5 |
| Voltage | V | 115 |
| Weight | lbs | 39 |
| Dimensions (L x W x H) | in | 22.8 x 16 x 21.5 |

EQUIPMENT

| Order No. | Description | List Price |
|-------------|--|------------|
| 1.004-039.0 | AB 84 CUL, three - speed commercial air blower with upright handle | \$494.00 |

BDS 51/175 C



Strong, solid and robust operation.

The BDS 51/175 C floor machine is a high quality, durable unit that offer powers and versatility for scrubbing and stripping. It features an adjustable handle to accommodate various user heights and five inch non-marking wheels to allow easy transportation. This machine is available in single-speed or dual-speed.

Floor Machine Built for Durability and Reliability

- Robust motor for everyday reliability
- Separate start and run capacitors for durability
- Cord strain relief to keep cord from breaking or tearing
- Strong and solid handle housing for trouble free operation

BDS 51/175 C

TECHNICAL SPECIFICATIONS

| | | |
|------------------------------------|----------|----------------|
| Pad size | in | 20 |
| Pad speed | rpm | 175 |
| Theoretical/practical productivity | sq.ft/hr | 2,222 |
| Operating noise level | dB(A) | 63 |
| Voltage | V | 115 |
| Motor | hp | 1.5 |
| Wheel diameter | in | 5 x 1.25 |
| Power cord length | ft | 50 |
| Weight | lbs | 118 |
| Dimensions (L x W x H) | in | 24.5 x 21 x 47 |

EQUIPMENT

| Order No. | Description | List Price |
|-------------|---------------------------|------------|
| 1.009-103.0 | BDS 51/175 C, twenty-inch | \$1,865.00 |

ACCESSORIES

| Order No. | Description | List Price |
|---------------|---|------------|
| ■ 8.628-430.0 | Pad driver, 20-inch with clutch plate (BDS 51/175) | \$244.00 |
| ■ 8.628-429.0 | Pad driver, 20-inch for dual speed machine (BDS 51/175-300) | \$496.00 |
| □ 8.645-238.0 | Solution tank 4 gallon (Compatible with 1.009-102.0 & 1.009-103.0 models) | \$558.00 |
| □ 8.600-507.0 | Center lock | \$39.00 |
| □ 8.628-369.0 | 20-inch aggressive grit brush with clutch plate | \$489.00 |
| □ 8.628-378.0 | 20-inch mild grit brush with clutch plate | \$489.00 |
| □ 8.628-379.0 | 20-inch nylon polish brush with clutch plate | \$238.00 |
| □ 8.628-377.0 | 20-inch nylon scrub brush with clutch plate | \$238.00 |
| □ 8.628-370.0 | 20-inch polypropylene brush with clutch plate | \$160.00 |
| □ 8.625-259.0 | 20-inch sanding disc | \$682.00 |

■ Included □ Optional



Kärcher's detergents are highly concentrated and formulated for a broad range of uses on many surfaces. They are engineered specifically to be metered through hot- or cold-water pressure washers with a high dilution ratio, making the cost-in-use very economical.

1 Faster Results

Tested in the lab and in the field, to achieve results that are 3x faster than the original formula. With fast acting and efficient formulas, you'll use less product - saving you both time and money.

2 More Effective

Utilizing cutting-edge technology and enhanced raw materials, Kärcher detergents deliver superior cleaning results in even the toughest environments. Designed with a higher tolerance for hard water-less detergent is needed to break down the dissolved calcium and magnesium salts, leading to a marked reduction in insoluble mineral deposits commonly associated with hard water.

3 Environmentally Friendly

With an eye on preserving our natural resources, we are proud to offer a complete lineup of environmentally friendly detergents, many of which are phosphate-free. Rigorous testing has proven these new formulas to be effective while providing a sustainable solution for reducing the negative impacts often associated with runoff and providing you with peace of mind.



THE 8 GREATS



1

HEAVY DUTY DEGREASER
An industrial strength degreaser for cleaning heavy oils and greases, carbon, lubricants and hydraulic fluids found in industrial and manufacturing spaces. It is formulated to pass through a pressure washer without damaging the high-pressure pump or heating coil.

2

GENERAL PURPOSE CLEANER
A blend of ingredients formulated to provide a low-foaming detergent for safe removal of dirt and grime off a broad range of surfaces. It is formulated to pass through a pressure washer without damaging the high-pressure pump.

3

VEHICLE WASH AND WAX DETERGENT
Save time and money when you clean and protect in one step. Good for autos and trucks and safe on any finish. Superior performance in hard water leaving a shine with a spot free rinse.

4

FLEET WASH DETERGENT
A mild detergent designed for exterior cleaning of trucks, busses, equipment and implements. This special emulsifying formula contains high-powered cleaning agents that are effective on grease, road film and smoke trails.

5

SALT AND ICE MELT REMOVER
A combination detergent that removes heavy soil as well as damaging road salt residue. Its unique chelating action breaks down the crystalline structure of ice melt salt and prevents it from crystallizing back on the surface so it can be rinsed away with the dirt.

6

FLEET ALUMINUM BRIGHTENER
An extra-strength, acid-based, aluminum cleaner and brightener designed for non-polished aluminum tanks and trailers, aluminum wheels and for preparing aluminum for painting. This formula is non foaming.


7



HOOD AND DUCT DEGREASER
Specifically designed to remove the dangerous build-up of grease in exhaust hoods of food cooking establishments. Through a hot water pressure washer, fast effective removal restores hood and ducts to a clean, safe result. Even carbonized grease.

8



SHOP FLOOR CLEANER
A no-rinse formula designed for heavy-duty machine shop cleaning that will leave a streak-free finish. Lifts and removes petroleum-based grease and oily soils from finished and unfinished concrete, including painted and epoxy-coated floors.

DETERGENTS

| | | Order no. | List Price | Size | pH | Color | Scent | Dilution | Foam | Hardness 1-5 | Phosphate Free | Kosher Approved / Certified | Description |
|---|---|-------------|------------|--------|------|--------|--------|----------|------|--------------|----------------|-----------------------------|--|
| General Purpose Cleaners: Formulated for general purpose cleaning. Designed for daily cleaning of facility surfaces, tools and floors. | | | | | | | | | | | | | |
| General Purpose Cleaner  | 1 | 9.803-789.0 | \$89.50 | 5 gal | 10.2 | purple | slight | 1:128 | low | 5 | ■ | ■ | General Purpose Cleaner is a blend of ingredients formulated to provide a low-foaming detergent for safe removal of dirt and grime off a broad range of surfaces. It is formulated to pass through a pressure washer without damaging the high-pressure pump. This formula is ideal for power washing around a home or shop, including exterior walls, decks, driveways, and roofs. It is also effective in cleaning machinery, equipment, cars, RVs, and trucks. It is safe for cleaning indoors or outdoors. |
| | 2 | 9.803-791.0 | \$779.00 | 55 gal | | | | | | | | | |
| Building Interior/ Exterior Cleaner | 3 | 8.698-135.0 | \$92.50 | 5 gal | 10.2 | purple | slight | 1:130 | low | 5 | ■ | ■ | Building Interior/Exterior Cleaner is safe to use on aluminum, stainless steel, glass, plastic, paint, stone and masonry surfaces. Building Interior/Exterior Cleaner is ideal for power washing around a home or shop, including exterior walls, decks, driveways, and roof. This formula is phosphate-free and outperforms most competitive phosphate products. |
| | 4 | 8.698-136.0 | \$727.00 | 55 gal | | | | | | | | | |
| Concrete Cleaner | 5 | 9.803-744.0 | \$152.00 | 5 gal | 12.3 | yellow | citrus | 1:150 | high | 5 | ■ | ■ | Concrete Cleaner is formulated to clean stone and concrete surfaces. It is effective in removing oil, grease, baked-on carbon, tar and asphalt from unfinished concrete floors, walls and grout. Concrete Cleaner is engineered to pass through a pressure washer without damaging the high-pressure pump. It is safe to use on aluminum, stainless steel, glass, plastic and painted surfaces. This formula is phosphate-free and outperforms most competitive phosphate products. |
| | 6 | 9.803-784.0 | \$1,525.00 | 55 gal | | | | | | | | | |
| RM 99 Solar Cleaner | 7 | 8.698-094.0 | \$153.00 | 5 gal | 8.8 | none | none | 1:800 | low | 4 | ■ | ■ | RM 99 Solar Cleaner is specific for cleaning solar and photovoltaic systems, and it's perfectly adapted to their unique surfaces. Its highly efficient, gentle on materials, and removes even stubborn and greasy stains. It prevents limescale formation and maximizes the effectiveness of the system at minimum cost. |
| Transportation: Products designed specifically for soil conditions found on cars, vans and specifically vehicles with fine paint finishes. Effective and safe, phosphate free. | | | | | | | | | | | | | |
| Auto Wash | 8 | 8.698-143.0 | \$87.00 | 5 gal | 10.2 | purple | slight | 1:128 | low | 5 | ■ | ■ | Auto Wash is a blend of ingredients formulated to provide a low-foaming detergent for safe removal of dirt and grime found on most vehicles. It is formulated to reduce water spots caused by hard water leaving a higher shine than most products. Auto Wash can pass through a pressure washer without damaging the high-pressure pump and is safe to use on aluminum, stainless steel, glass, plastic, paint and fine automotive finishes. |
| | 9 | 8.698-144.0 | \$724.00 | 55 gal | | | | | | | | | |





| | | Order no. | List Price | Size | pH | Color | Scent | Dilution | Foam | Hardness 1-5 | Phosphate Free | Kosher Approved / Certified | Description |
|---|----|-------------|------------|-----------|------|------------|--------------------|----------|-------------|--------------|----------------|-----------------------------|---|
| Vehicle Wash and Wax Detergent  | 10 | 9.803-726.0 | \$102.00 | 5 gal | 12.9 | blue-green | floral | 1:150 | high | 5 | ■ | ■ | Vehicle Wash and Wax Detergent saves you time and money when you clean and protect in one step. Good for autos and trucks and safe on any finish. Superior performance in hard water leaving a shine with a spot free rinse. |
| | 11 | 9.803-758.0 | \$936.00 | 55 gal | | | | | | | | | |
| Vehicle Wax | 12 | 8.698-147.0 | \$233.00 | 5 gal | 5.3 | straw | musk | 1:2000 | non-foaming | 1 | ■ | ■ | Vehicle Wax. Added at the final rinse, Vehicle Wax is a long-lasting liquid wax that creates a durable finish that improves a vehicle's appearance and helps keeps dirt from adhering to the surface. It gives added protection against salt, air pollution and acid rain and can be used safely on virtually every surface, including aluminum, stainless steel, glass, plastic, paint and fine automotive paint finishes. |
| Vehicle Pre-Soak | 13 | 8.698-221.0 | \$155.00 | 5 gal | 12.8 | blue | citrus | 1:60 | high | 4 | ■ | ■ | Vehicle Pre-Soak is used to remove stubborn soils like bugs, tar, oil and grease deposits on vehicles. It's applied before washing in order to penetrate and breakup soils and washed away when the rest of the vehicle washing is done. The more time you allow to soak, the less scrubbing is required. Vehicle Pre-Soak is safe to use on fine auto finishes and strong enough to work on transportation fleet vehicles. |
| | 14 | 8.698-222.0 | \$1,495.00 | 55 gal | | | | | | | | | |
| Vehicle Tire and Rim Cleaner | 15 | 8.698-225.0 | \$128.00 | 12 x 1 qt | 12.9 | clear | No added fragrance | RTU | high | 3 | ■ | ■ | Vehicle Tire and Rim Cleaner is a fast and easy way to deep clean the black rubber, road film and brake dust soils from your tires and rims. Simply spray, wait and rinse. This product should be used to clean tire and wheels before adding tire dressing. Make tire dressings look better and last longer. Safe to use on all tires. Safe for steel and aluminum wheels, including coated wheels. |
| Fleet Wash Detergent  | 16 | 9.803-724.0 | \$95.00 | 5 gal | 12.9 | green | fresh | 1:150 | high | 5 | ■ | ■ | Fleet Wash Detergent is a mild detergent designed for exterior cleaning of trucks, busses, equipment and implements. This special emulsifying formula contains high-powered cleaning agents that are effective on grease, road film and smoke trails. It is excellent as a pre-spray for cleaning engines, whitewall tires and vinyl and metal tops. Fleet Wash Detergent is phosphate-free and outperforms most competitive phosphate products. It is safe to use through a pressure washer. Fleet Wash Detergent can be used on polished aluminum, stainless steel, glass, plastic, and painted surfaces. |
| | 17 | 9.803-754.0 | \$871.00 | 55 gal | | | | | | | | | |



DETERGENTS

| | | Order no. | List Price | Size | pH | Color | Scent | Dilution | Foam | Hardness 1-5 | Phosphate Free | Kosher Approved / Certified | Description |
|--|----|-------------|------------|--------|------|--------------|--------------------|----------|--------|--------------|----------------|-----------------------------|---|
| Salt and Ice Melt Remover  | 18 | 8.698-141.0 | \$191.00 | 5 gal | 13.4 | dark red | No added fragrance | 1:100 | high | 5 | ■ | ■ | Salt and Ice Melt Remover is a combination detergent that removes heavy soil as well as all types of damaging road salt residue. Salt and Ice Melt Remover's unique chelating action breaks down the crystalline structure of ice melt salt and prevents it from crystallizing back on the surface so it can be easily rinsed away with the rest of the dirt. Effective on fine automotive finishes as well as construction equipment, trucks and fleet vehicles. |
| | 19 | 8.698-142.0 | \$1,795.00 | 55 gal | | | | | | | | | |
| Quick Release Detergent | 20 | 9.803-720.0 | \$113.00 | 5 gal | 12.8 | none | No added fragrance | 1:100 | low | 4 | ■ | ■ | Quick Release Detergent is concentrated heavy duty vehicle wash formulated to quickly and effectively remove dirt, grime, grease and road film from vehicles. It is ideal for vehicle wash facilities where it can be used on tractor-trailers, heavy equipment, RVs, trucks, and autos. Quick Release Detergent is formulated to pass through a pressure washer without damaging the high-pressure pump and has an oil-water quick-release surfactant making it ideally suited for use with water treatment systems. |
| | 21 | 9.803-750.0 | \$580.00 | 55 gal | | | | | | | | | |
| Degreasers: Degreasers are designed to be used on medium to heavy soils that require more aggressive formulation for built up greases and oils. | | | | | | | | | | | | | |
| Heavy Duty Degreaser  | 22 | 8.698-154.0 | \$133.00 | 5 gal | 13.3 | red / orange | No added fragrance | 1:128 | medium | 5 | ■ | ■ | Heavy Duty Degreaser is an industrial strength degreaser for cleaning heavy oils and greases, carbon, lubricants and hydraulic fluids found in industrial and manufacturing environments. Heavy Duty Degreaser is formulated to pass through a pressure washer without damaging the high-pressure pump or heating coil. It is also safe to use on aluminum, stainless steel, glass, plastic and concrete. Heavy Duty Degrease is phosphate-free and outperforms competitive phosphate formula products. |
| | 23 | 8.698-155.0 | \$1,170.00 | 55 gal | | | | | | | | | |
| Industrial Grease and Carbon Remover | 24 | 9.803-732.0 | \$100.00 | 5 gal | 13.7 | blue | No added fragrance | 1:100 | high | 5 | ■ | ■ | Industrial Grease and Carbon Remover is heavy-duty degreaser that quickly penetrates and cleans grime, spent oil and grease in a variety of applications, including vehicles, equipment, RVs, drilling rigs, trucks and other structures. This highly-concentrated blend is formulated to wet, penetrate and suspend soil, oils and grease and yet is safe to use indoors or outdoors on virtually every surface, including aluminum, stainless steel, glass, plastic, and painted surfaces. |
| | 25 | 9.803-772.0 | \$917.00 | 55 gal | | | | | | | | | |

| | | Order no. | List Price | Size | pH | Color | Scent | Dilution | Foam | Hardness 1-5 | Phosphate Free | Kosher Approved / Certified | Description |
|---|----|-------------|------------|--------|------|--------------|--------------------|----------|--------|--------------|----------------|-----------------------------|---|
| Industrial Oil and Grease Remover | 26 | 8.698-156.0 | \$147.00 | 5 gal | 12.3 | yellow | citrus | 1:150 | high | 5 | ■ | ■ | Industrial Oil and Grease remover is designed to work on petroleum based oils and greases typically found in factories like cutting oils, lubricants and metal coatings. This product is designed to quickly break up the oils and suspend them in order to rinse easy and prevent them from re-depositing. The result is an oil/grease free surface. Industrial Oil and Grease Remover is engineered to pass through a pressure washer without damaging the high-pressure pump. It is safe to use on aluminum, stainless steel, concrete, glass, plastic and painted surfaces. |
| | 27 | 8.698-157.0 | \$1,415.00 | 55 gal | | | | | | | | | |
| Heavy Equipment Detergent | 28 | 8.698-150.0 | \$114.00 | 5 gal | 12.9 | green | fresh | 1:150 | high | 5 | ■ | ■ | Heavy Equipment Detergent is an effective, safe detergent that can be used on any surface. It is excellent as a pre-spray for softening and breaking up dried on or baked on soils like mud, bugs, greasy film, diesel fuel, lubricants. Excellent foaming capability. It is safe to use through a pressure washer and can be used on polished aluminum, stainless steel, glass, plastic, paint. Heavy Equipment Detergent is phosphate-free and outperforms most competitive phosphate products. |
| | 29 | 8.698-151.0 | \$1,045.00 | 55 gal | | | | | | | | | |
| Fleet Degreaser | 30 | 9.803-734.0 | \$133.00 | 5 gal | 13.5 | red / orange | No added fragrance | 1:128 | medium | 5 | ■ | ■ | Fleet Degreaser is a highly concentrated degreaser designed for petroleum based soils like heavy deposits of oil, grease and dirt as well as axle or fifth-wheel grease, hydraulic oils and diesel smoke stains. Fleet Degreaser is formulated to pass through a pressure washer without damaging the high-pressure pump and is, therefore, safe to use through a pressure washer. It is also safe to use on aluminum, stainless steel, glass, plastic, painted surfaces. Fleet Degreaser is phosphate-free and outperforms competitive phosphate formula products. |
| | 31 | 9.803-739.0 | \$1,170.00 | 55 gal | | | | | | | | | |
| Fleet Wash Solvent Detergent | 32 | 9.803-740.0 | \$262.00 | 5 gal | 9.5 | light yellow | citrus | 1:50 | medium | 1 | ■ | ■ | Fleet Wash Solvent Detergent adds the cleaning properties of solvents to boost cleaning capability in order to remove heavy, petroleum-based soils. Citrus-based solvent helps break down these tough soils for fast, efficient removal, saving time and energy. It has the ability to penetrate and break down baked-on hydrocarbon-based soils, like exhaust trails and carbonized grease, yet is safe on most surfaces. |
| | 33 | 9.803-741.0 | \$2,615.00 | 55 gal | | | | | | | | | |
| Degreasers - High Alkalinity / Caustic | | | | | | | | | | | | | |
| Heavy Duty Brown Degreaser | 34 | 8.698-148.0 | \$86.00 | 5 gal | 13.3 | dark brown | No added fragrance | 1:50 | high | 5 | ■ | ■ | Heavy Duty Brown Detergent is for cleaning machinery and equipment to remove heavy daily debris of oil, light grease, sand, mud and road film. This detergent is safe to use on most heavy equipment however, due to its strength to handle heavy soils, it should not be used on aluminum, magnesium or fine paint finishes. |
| | 35 | 8.698-149.0 | \$714.00 | 55 gal | | | | | | | | | |

DETERGENTS

| | | Order no. | List Price | Size | pH | Color | Scent | Dilution | Foam | Hardness 1-5 | Phosphate Free | Kosher Approved / Certified | Description |
|--|----|------------------|-------------------|-------------|-----------|--------------|--------------------|-----------------|-------------|---------------------|-----------------------|------------------------------------|--|
| Fleet Machine and Heavy Equipment Degreaser | 36 | 8.916-134.0 | \$86.00 | 5 gal | 13.3 | brown | No added fragrance | 1:50 | high | 5 | ■ | ■ | Fleet Machine and Heavy Equipment Degreaser is an extra-strong cleaner that is ideal for cleaning heavy equipment, over-the road vehicles and off road machinery. It is especially effective cleaning exhaust stains, road grime and heavy deposits of dirt and oil. Fleet Machine and Heavy Equipment Degreaser is phosphate-free and outperforms competitive phosphate products. This powerful formula is not recommended for use on fine auto finishes, aluminum, magnesium and galvanized metal. |
| | 37 | 8.916-140.0 | \$714.00 | 55 gal | | | | | | | | | |
| Degreasers - High Alkalinity / Caustic - Food Processing and Service | | | | | | | | | | | | | |
| Hood and Duct Degreaser   | 38 | 8.698-199.0 | \$125.00 | 5 gal | 13.7 | straw | No added fragrance | 1:30 | medium | 4 | ■ | ■ | Hood and Duct cleaner is specifically designed to remove the dangerous build-up of grease in exhaust hoods of food cooking establishments. Through a hot water pressure washer, fast effective removal restores hood and ducts to a clean, safe result. Even carbonized grease. This cleaner can be used to pressure wash food service grills, fryers, broilers and ovens. Routine cleaning is required in most cities and states and by the insurance industry. NSF Approved, Nonfood Compounds A2 |
| | 39 | 8.698-200.0 | \$1,165.00 | 55 gal | | | | | | | | | |
| Chlorinated Degreaser  | 40 | 9.803-712.0 | \$82.00 | 5 gal | 12.3 | none | slight chlorine | 1:60 | high | 4 | ■ | ■ | Chlorinated Degreaser removes fats, oils and greases typically found in food service and food processing establishments. It's chlorinated formula breaks down stubborn protein soils that contribute to bio-film formation. This formula is safe on stainless steel, aluminum and painted surfaces. NSF Approved, Nonfood Compounds A1 |
| | 41 | 9.803-716.0 | \$655.00 | 55 gal | | | | | | | | | |
| Fleet Interior Tank Cleaner  | 42 | 9.803-736.0 | \$122.00 | 5 gal | 13.7 | straw | No added fragrance | 1:30 | medium | 4 | ■ | ■ | Fleet Interior Tank Cleaner is a highly concentrated and effective cleaner for the interior of tanks and vessels. Interior tank cleaning may or may not be accessible for manual brushing/scraping. This powerful formula can cut through many layers of soil with high pressure washing and soaking, eliminating the need to enter the tank. It is extremely effective in removing the most difficult-to-clean oil, grease and hydrocarbon-based deposits. It cuts grease, grime, oil, burnt carbon. Do not use on aluminum, magnesium, galvanized metal or fine painted surfaces. It is safe to use through a pressure washer and does not damage the high-pressure pump. This formula is phosphate-free and outperforms most competitive phosphate products. NSF Approved, Nonfood Compounds A2 |
| | 43 | 9.803-779.0 | \$1,115.00 | 55 gal | | | | | | | | | |

| | | Order no. | List Price | Size | pH | Color | Scent | Dilution | Foam | Hardness 1-5 | Phosphate Free | Kosher Approved / Certified | Description |
|---|----|-------------|------------|-----------|------|--------------------------|--------------------|-------------|--------|--------------|----------------|-----------------------------|---|
| Acidic Cleaners | | | | | | | | | | | | | |
| Fleet Aluminum Brightener  | 44 | 9.803-746.0 | \$123.00 | 5 gal | <1 | colorless to light straw | sharp | 1:5 1:20 | low | 5 | ■ | ■ | Fleet Aluminum Brightener is an extra-strength, acid-based, aluminum cleaner and brightener designed for non-polished aluminum tanks and trailers, aluminum wheels and for preparing aluminum for painting. Do NOT use on glass, polished aluminum or anodized aluminum. Fleet Aluminum Brightener is effective in removing grease, oils, baked-on carbon and diesel smoke. This formula is non foaming. |
| | 45 | 9.803-747.0 | \$835.00 | 55 gal | | | | | | | | | |
| Fleet Trailer Cleaner | 46 | 9.803-748.0 | \$129.00 | 5 gal | 1.1 | straw | citrus | RTU | medium | 4 | | ■ | Fleet Trailer Cleaner is a concentrated, non-etching, acid-based detergent formulated to quickly penetrate and remove grease, grime, dirt, road film and welding smut from polished aluminum and stainless steel surfaces. It shines aluminum and stainless by removing the oxidation that makes those surfaces dull looking. |
| | 47 | 9.803-749.0 | \$971.00 | 55 gal | | | | | | | | | |
| Concrete Remover | 48 | 8.698-139.0 | \$235.00 | 5 gal | 2.2 | yellow | sharp | 1:1 | low | 4 | ■ | ■ | Concrete Remover effectively removes concrete splatters and deposits from construction vehicles, equipment, tools and commercial surfaces. Not intended for use on fine automotive finishes. Always pre-test undiluted product in an inconspicuous area, to determine safety and suitability for the intended use. |
| | 49 | 8.698-140.0 | \$1,995.00 | 55 gal | | | | | | | | | |
| Metal Paint and Prep Phosphatizer | 50 | 8.698-197.0 | \$136.00 | 5 gal | 3.1 | none | No added fragrance | 1:32 | low | 5 | | ■ | Metal Paint and Prep Phosphatizer is a complete and economical phosphatizing agent for the phosphatizing of iron and steel parts prior to painting. Effective in spray, dip and wipe-on applications. Metal Paint and Prep Phosphatizer works well in hard or soft water and rinses completely. |
| | 51 | 8.698-198.0 | \$1,230.00 | 55 gal | | | | | | | | | |
| Hard Floors: Formulated for general purpose and heavy-duty floor cleaning. For use with floor care equipment (such as scrubbers) only. | | | | | | | | | | | | | |
| Neutral Floor Cleaner | 52 | 8.698-102.0 | \$107.00 | 4 x 1 gal | 7.9 | light yellow | No added fragrance | 1:128 | low | 4 | ■ | ■ | Neutral Floor cleaner is formulated for everyday floor cleaning of resilient tile, hard finished floors, polished stone and polished concrete floors. A no-rinse formula designed to remove soil and leave a streak-free finish. Developed for scrubbers, this non-foaming formula, phosphate-free and contains ingredients that protect from scale and contaminants. |
| | 53 | 8.698-103.0 | \$120.00 | 5 gal | | | | | | | | | |
| | 54 | 8.698-104.0 | \$1,160.00 | 55 gal | | | | | | | | | |
| Shop Floor Cleaner  | 55 | 8.698-105.0 | \$142.00 | 5 gal | 13.3 | light red, clear | No added fragrance | 1:128 | low | 5 | ■ | ■ | Shop Floor Cleaner is formulated for heavy-duty cleaning of soils typically found in machine shop environments. Lifts and removes petroleum-based grease and oily soils from all types of finished and unfinished concrete, including painted and epoxy-coated floors. No-rinse formula is designed to remove soil and leave a streak-free finish. Developed for scrubbers, this non-foaming formula, phosphate-free and contains ingredients that protect from scale and contaminants. |
| | 56 | 8.698-106.0 | \$1,180.00 | 55 gal | | | | | | | | | |

DETERGENTS

| | | Order no. | List Price | Size | pH | Color | Scent | Dilution | Foam | Hardness 1-5 | Phosphate Free | Kosher Approved / Certified | Description |
|--------------------------------|----|------------------|-------------------|-------------|-----------|--------------|--------------------|-----------------|-------------|---------------------|-----------------------|------------------------------------|---|
| Warehouse Floor Cleaner | 57 | 8.698-107.0 | \$144.00 | 5 gal | 12.9 | blue | No added fragrance | 1:128 | medium | 5 | ■ | ■ | Warehouse Floor Cleaner is formulated for everyday warehouse concrete floor cleaning. Use on finished or unfinished concrete. Safe for polished concrete floors. No-rinse formula is designed to remove dense concrete dust and leave a streak-free finish. Developed for scrubber machines, this formula is non-foaming, phosphate-free and contains ingredients that protect the machine from scale and contaminants. |
| | 58 | 8.698-108.0 | \$1,190.00 | 55 gal | | | | | | | | | |
| | 59 | 8.698-109.0 | \$5,395.00 | 275 gal | | | | | | | | | |
| Ice Breaker Freezer Cleaner | 60 | 8.759-330.0 | \$149.00 | 4 x 1 gal | 11.9 | clear blue | No added fragrance | Varies by temp | low | 5 | ■ | ■ | A fast-acting, highly efficient cleaner / degreaser, specially formulated for cleaning frozen food and cold storage areas where conventional products would freeze. Penetrates, dissolves and suspends dirt, grime, fats and grease while freezer equipment is still operating. Safe on cleaning concrete, quarry tile, ceramic and metal surfaces. |
| | 61 | 8.759-329.0 | \$159.00 | 5 gal | | | | | | | | | |
| | 62 | 8.759-328.0 | \$1,536.00 | 55 gal | | | | | | | | | |
| Tire Mark Remover and Pre-Soak | 63 | 8.759-327.0 | \$141.00 | 1 x 1 qt | 12.0-12.8 | clear yellow | citrus | RTU | low | 5 | ■ | ■ | Kärcher Tire Mark Remover eliminates stubborn rubber marks quickly and is a ready-to-use, spray and wipe / pre-spray cleaner with synergistic solvent power. This cleaner has been specifically formulated to remove rubber tire marks on floors and other hard surfaces. Kärcher Tire Mark Remover also removes greasy soils and marks on most washable surfaces, including those listed below. |
| | 64 | 8.759-326.0 | \$140.00 | 4 x 1 gal | | | | | | | | | |
| | 65 | 8.759-325.0 | \$1,339.00 | 55 gal | | | | | | | | | |

Soft Floor Cleaners: Formulated for general purpose and heavy-duty soft floor cleaning.

Red Carpet

| | | | | | | | | | | | | | |
|--|----|-------------|----------|----------------|------|-------------|--------|-------|--------|---|---|---|--|
| Red Carpet Extraction Cleaner | 66 | 8.695-210.0 | \$127.00 | 4 x 1 gal case | 11.5 | bright blue | citrus | 1:128 | low | 5 | ■ | ■ | Professional liquid extraction agent for residential and commercial carpet and upholstery cleaning. Encapsulates soils and flushes prespray clean. |
| Red Carpet Super Pre-Spray | 67 | 8.695-207.0 | \$225.00 | 4 x 1 gal case | 10.2 | blue green | citrus | 1:16 | medium | 5 | | ■ | Professional pre-spray formulated with a gentle but powerful blend of solvents, surfactants and other specialty materials. Designed to outperform all other fine fabric cleaning products. |
| Red Carpet Super Conditioning Rinse | 68 | 8.695-209.0 | \$147.00 | 4 x 1 gal case | 2.2 | green | citrus | 1:128 | low | 5 | ■ | ■ | Professional multi-purpose acidic extraction rinse. Removes soils and prespray residues that others leave behind, while safe organic acids neutralize alkalinity. Concentrated. |
| Red Carpet Wool & Natural Fiber Cleaner | 69 | 8.695-211.0 | \$126.00 | 4 x 1 gal case | 8.0 | slate blue | citrus | 1:128 | low | 5 | | ■ | Professional strength Wool & Natural Fiber Cleaner has a neutral pH and is built with gentle cleansers. Safe to use on cotton, wool and synthetic fibers. Concentrated. |
| Red Carpet Expert All-n-1 Carpet Cleaner | 70 | 8.695-229.0 | \$150.00 | 12 x 1 qt case | 8.8 | blue | fresh | 1:64 | low | 5 | | ■ | Provides everything you need in one convenient formula. Clean carpets, remove spots and deodorized all in one step. Concentrated. |
| | 71 | 8.695-230.0 | \$116.00 | 4 x 1 gal case | | | | | | | | | |




| | | Order no. | List Price | Size | pH | Color | Scent | Dilution | Foam | Hardness 1-5 | Phosphate Free | Kosher Approved / Certified | Description |
|------------------------------|----|-------------|------------|----------------|-----|-------|--------------------|----------|--------|--------------|----------------|-----------------------------|--|
| Red Carpet Liquid Defoamer | 72 | 8.695-213.0 | \$170.00 | 4 x 1 gal case | 7.0 | white | No added fragrance | 1:128 | n/a | 1 | | ■ | A unique blend of foam-reducing agents that instantly decreases foam levels in hoses and waste tanks. |
| Red Carpet Enzyme Deodorizer | 73 | 8.695-218.0 | \$228.00 | 4 x 1 gal case | 8.5 | amber | citrus | 1:4 | low | 2 | | ■ | Professional level deodorizer that contains a premium blend of enzymes to break down odors and the source of odors associated with feces, urine, vomit, sweat, and pet odors. |
| Red Carpet Odor Neutralizer | 74 | 8.695-219.0 | \$145.00 | 4 x 1 gal case | 7.6 | clear | floral | 1:128 | medium | 3 | ■ | ■ | Professional grade mild acid formula for hard surface cleaning in commercial bathroom settings. Designed for use with Kärcher AP 100/50 M multi-purpose facility cleaning machine. |
| Red Carpet Pro Spotter | 75 | 8.695-222.0 | \$199.00 | 12 x 1 qt case | 7.1 | clear | No added fragrance | 1:1 | medium | 5 | ■ | ■ | Professional ready-to-use all-purpose water-based spotting agent. Can be used on almost all synthetic and natural fiber carpets, area rugs, upholstery, and fine fabrics. |

iCapsol™ Encapsulating Chemical

| | | | | | | | | | | | | | |
|---|----|-------------|----------|----------------|-----|-------|--------------------|------|--------|---|---|---|--|
| iCapsol™ - Encapsulating Interim Cleaning Chemical | 76 | 8.695-226.0 | \$190.00 | 4 x 1 gal case | 7.2 | amber | No added fragrance | 1:16 | medium | 3 | ■ | ■ | Low moisture carpet cleaner |
| | 77 | 8.695-469.0 | \$133.00 | 12 x 1 pt case | | | | | | | | | |
| iCapsol™ - Encapsulating Cleaning Chemical with Carpet Protection | 78 | 8.695-227.0 | \$202.00 | 4 x 1 gal case | 7.0 | amber | No added fragrance | 1:16 | medium | 3 | ■ | ■ | Low moisture carpet cleaner with stain protection for easier next time cleaning. |
| | 79 | 8.695-643.0 | \$245.00 | 5 gal | | | | | | | | | |
| | 80 | 8.695-470.0 | \$140.00 | 12 x 1 pt case | | | | | | | | | |

Disinfectants and Sanitizers

| | | | | | | | | | | | | | |
|--|----|-------------|------------|----------------|-----|-------|--------------------|-------------|--------|---|---|---|---|
| Vital Oxide (US Only)  | 81 | 8.639-560.0 | \$96.00 | 6 x 1 qt | 8.0 | clear | No added fragrance | RTU 1:5 1:9 | medium | 2 | ■ | ■ | Vital Oxide is a hospital grade disinfectant sanitizer with 9 key attributes. Disinfection, Sanitizing, Odor Elimination, Carpet Sanitization, Allergen Removal, Kills Mold and Mildew, Parvo, Distemper, Tuberculous, SARS-CoV-2 (the cause of COVID-19). Sanitizer dilution is NSF approved as a no rinse sanitizer for non porous food contact surfaces. (US Only) |
| | 82 | 8.639-558.0 | \$198.00 | 4 x 1 gal pack | | | | | | | | | |
| | 83 | 8.644-292.0 | \$237.00 | 5 gal | | | | | | | | | |
| | 84 | 8.642-823.0 | \$521.00 | 15 gal | | | | | | | | | |
| | 85 | 8.698-112.0 | \$1,831.00 | 55 gal | | | | | | | | | |
| | 86 | 8.759-565.0 | \$120.00 | 12 x 3 oz case | | | | | | | | | |
| Vital Oxide, Secondary Label 3" x 3" (US Only) | 87 | 8.644-439.0 | \$0.65 | Pack of 25 | | | | RTU | | | | | |
| Vital Oxide, Secondary Label 3" x 3" (US Only) | 88 | 8.642-868.0 | \$0.65 | Pack of 25 | | | | 1:5 | | | | | |
| Vital Oxide, Secondary Label 3" x 3" (US Only) | 89 | 8.642-869.0 | \$0.65 | Pack of 25 | | | | 1:9 | | | | | |

DETERGENTS

| | | Order no. | List Price | Size | pH | Color | Scent | Dilution | Foam | Hardness 1-5 | Phosphate Free | Kosher Approved / Certified | Description |
|--|----|-------------|------------|----------------|------|-------------|--------------------|---------------------|--------|--------------|----------------|-----------------------------|---|
| Hard Surface Cleaners | | | | | | | | | | | | | |
| Professional Multi-Purpose & Daily Cleaner | 90 | 8.759-332.0 | \$63.00 | 12 x 1 qt | 10.8 | none | No added fragrance | RTU | low | 3 | ■ | ■ | Kärcher Professional Multi-Purpose & Daily Cleaner quickly cuts through grease, grime and dirt. This highly versatile product can be used on a wide range of surface types including tile, plastics, laminate, and stainless steel. It is powerful yet gentle enough for use as a daily cleaner. Kärcher Professional Multi-Purpose Cleaner is also designed to be used to clean and prepare hard surfaces prior to a disinfection step. It is the first step of an EPA-recommended two-step process for complete cleaning and disinfecting. |
| | 91 | 8.759-331.0 | \$59.00 | 4 x 1 gal | | | | | | | | | |
| Compass™ Clean | 92 | 8.695-241.0 | \$137.00 | 4 x 1 gal case | 13.6 | orange | No added fragrance | Varies by need | medium | 3 | ■ | ■ | Professional grade alkaline formula for hard surface cleaning. Designed for use with Kärcher AP 100/50 M multi-purpose facility cleaning machine. |
| Compass™ Shine | 93 | 8.695-242.0 | \$167.00 | 4 x 1 gal case | 1.0 | dark green | winter green | Varies by need | medium | 5 | | ■ | Professional grade mild acid formula for hard surface cleaning in commercial bathroom settings. Designed for use with Kärcher AP 100/50 M multi-purpose facility cleaning machine. |
| Compass™ Rinse | 94 | 8.695-243.0 | \$179.00 | 12 x 1 qt case | 3.9 | clear | No added fragrance | 1:2560 | low | 5 | ■ | ■ | Professional grade rinse-aid that ensures spot-free drying. Designed for use with Kärcher AP 100/50 M multi-purpose, facility cleaning machine. |
| Detergent for Pressure Washer Maintenance | | | | | | | | | | | | | |
| Coil Descaler | 95 | 9.803-742.0 | \$436.00 | 12 x 2 lb | 1.0 | white | No added fragrance | 1:16 | high | 5 | ■ | ■ | Coil descaler quickly and safely removes hard water scale build up that robs the performance of your pressure washer. Removing the build-up improves the water flow, heat transfer while reducing strain on the pump. |
| Pump and Coil Protectant | 96 | 8.698-058.0 | \$136.00 | 12 x 1 qt | 7.3 | amber | No added fragrance | RTU | none | 5 | ■ | ■ | Pump and Coil Protectant is a multi-component product made from heat-resistant organic and inorganic salts. Its stabilizing action on the minerals which cause hardness in water, is based on its ability to impede the growth of mineral deposits. This product is proprietary to machines that have a built in dispenser for this product. Keeps your machine running efficiently with optimum performance and reliability. |
| | 97 | 9.556-111.0 | \$98.00 | 4 x 1 gal | | | | | | | | | |
| | 98 | 9.556-011.0 | \$86.00 | 5 gal | | | | | | | | | |
| Pump and Coil Protectant Concentrate | 99 | 9.556-010.0 | \$230.00 | 5 gal | 7.6 | light brown | No added fragrance | 5 gal makes 55 gals | none | 5 | ■ | ■ | |

| | | Order no. | List Price | Size | Description |
|--|-----|------------------|-------------------|-------------|---|
| Gum Remover Supplies for SG1 | | | | | |
| Service Pack for SG1 | 100 | 8.639-871.0 | \$240.00 | 1 pack | Contains 2 LPG, 4 Bottles of Solution, 2 Black SS Brushes, 1 Green Brush |
| Gas Bottles | 101 | 8.638-579.0 | \$505.00 | 12 pack | |
| Gum Remover Solution | 102 | 8.638-580.0 | \$722.00 | 24 liters | |
| Additional Accessories | | | | | |
| White 5 gallon pail with lid | 103 | 9.846-058.0 | \$26.50 | 5 gal | White 5 gallon pail and lid. UN rated |
| Blank Secondary Label | 104 | 8.642-712.0 | \$0.65 | Individual | Secondary write in chemical / detergent label |
| Label Pack | 105 | 8.759-964.0 | \$129.00 | 50 pack | UN1760 Corrosive Liquids, Sodium Hydroxide,8,II |
| | 106 | 8.759-965.0 | \$129.00 | 50 pack | UN1760 Corrosive Liquids, Sodium Metasilicate,8,II |
| | 107 | 8.759-966.0 | \$129.00 | 50 pack | UN1719 Caustic Alkali Liquids, Sodium Hydroxide, Sodium Metasilicate,8,II |
| 2-Gallon Pump Sprayer with Wand | 108 | 8.628-441.0 | \$126.00 | 2 gal | Sprayer with wand |
| Disposable Siphon Pail Pump | 109 | 8.704-694-0 | \$13.90 | 5 gal | Disposable Siphon Pail Pump (5 gallon) |
| Disposable Siphon Drum Pump | 110 | 8.704-696.0 | \$28.50 | Individual | Disposable Siphon Drum Pump (15, 30, 55 gallon) |
| Disposable Heavy Duty Siphon Drum Pump | 111 | 8.704-698.0 | \$39.70 | Individual | Disposable Heavy Duty Siphon Drum Pump (15, 30, 55 gallon) |
| Drum / Tank Pump | 112 | 8.704-700.0 | \$258.00 | Individual | Crank Type - Polypropylene (standard) |
| | 113 | 8.704-701.0 | \$377.00 | Individual | Crank Type - Ryton (deluxe) |
| Replacement Handle | 114 | 8.700-526.0 | \$15.80 | Individual | Replacement Handle for Crank Type Drum / Tank Pump |
| Bung wrench and plug | 115 | 8.712-534.0 | 42.60 | Individual | Bung wrench 2" and 3/4" plug |
| Pail lid opener | 116 | 8.704-689.0 | \$29.90 | 5 gal | Pail lid opener for 5 gallon |
| Drum faucet | 117 | 8.704-692.0 | \$7.15 | Individual | Drum faucet 3/4" bung size - natural |
| pH Test Strips | 118 | 8.753-577.0 | \$72.50 | 100 pack | Contains 100 universal pH test strips |

Please contact us for more information:


Kärcher U.S.A.

6398 N. Kärcher Way
Aurora, CO 80019
U.S.A.

Tel. 888-805-9852

 www.karcher.com/us/professional

 KarcherUSA

 @kaercher_us_professional

 karchercommercial

 karcher-us

 KarcherUSA