

MAXPEDITION®



PLP™ *IPHONE 6 PLUS*
POUCH
OWNER'S MANUAL

FEATURES

1




Exterior paracord loop

2



Positive grip zipper pulls

3



TPU-840D nylon composite attachment backing

1



4

5

4



Designed to fit the iPhone 6/6s Plus

5



Refined construction with elegant inlays



PLPBLK
Black



PLPGRY
Gray



PLPTAN
Tan



Model PLP

Overall: 4 x 1 x 7.5 in | 10.2 x 2.5 x 19.1 cm



Teflon® is a registered trademark of The Chemours Company FC, LLC, used under license by Maxpedition

MAXPEDITION



**ONE (1) TACTIE® PJC3
POLYMER JOINING CLIP
IS INCLUDED FOR
MODULAR ATTACHMENT.**

Additional polymer joining clips may be purchased in packs of six (6).




ATTACHMENT LATTICE SYSTEM - ATLAS™

ATLAS™ panels, which are cut from an ultra-tough 840-Denier Nylon-TPU composite, can be used for easy attachment of MOLLE-compatible pouches. The composite material is resistant to water, weather, heat, cold, UV and abrasion.

TO ATTACH ACCESSORIES USING THE TACTIE® POLYMER JOINING CLIPS:




1 Slide the clip through attachment backing of the pouch until head catches, then insert tail under the first row on the pack/garment.




2 Weave the tail back through the next row on the pouch.



3 Weave the tail through the next row on the pack/garment.



4 Repeat weaving process as needed depending on the length of the clip.



5 Insert the tail under the bridge, making sure both the tab and the tooth have both clicked into place.



6 Maximum strength and security are achieved when the pouch and the pack/garment are fully interwoven.

FUNCTIONS

PLP™



MAIN COMPARTMENT

The main compartment, which is lightly padded and felt loop-lined, has been designed to fit the iPhone 6/6s Plus. The pouch also fits phones with the most low profile bumper cases.



EXTERIOR PARACORD LOOP

An exterior paracord loop is available as an attachment point.

POSITIVE GRIP ZIPPER PULLS

Positive grip zipper pulls are designed to fit a finger in order to get a better grip when opening/closing zippers. They also allow you to grab them from any direction and get a positive grip.



CARE TIPS

GENUINE YKK® ZIPPERS AND ZIPPER TRACKS

- To increase the longevity of the YKK® zippers and tracks:
- Zippers should be kept away from directly striking hard objects (e.g. stones etc.).
 - Avoid improper treatment of the painted (coated) zippers, such as direct striking, scratching, or wearing against hard objects.
 - Do not apply strong or high concentrations of bleaching agents.
 - Do not forcibly close a zipper in a bag that has been overfilled.
 - If a slider is caught on thread or cloth, do not free the slider by force. Pull the slider back, removing the trapped thread or cloth. When the slider bites deeply into cloth, do not force it back but work it back gently.



CLEANING INSTRUCTIONS

- After each trip, thoroughly clean your pack.
- Rinse your pack with fresh water if dirt, sweat, salt and stains have worked their way into fabrics, webbing or mesh.
- To clean, simply wipe down with a damp cloth and allow the gear to dry naturally in a well-ventilated area out of direct sunlight.
- Do not machine wash.
- Do not use detergent or bleach on fabrics or webbing.
- Clean the zippers using a mild soap, warm water and a soft brush. Flush water and soap through the buckles. Keeping dirt and debris out of the zippers and buckles will help keep them in proper working condition.

COMPONENTS & MATERIALS **PLP™**



YKK® Zippers with Positive Grip Zipper Pulls




TacTie® Polymer Joining Clips
U.S. and Int'l Patents Pending



Exterior Paracord Loop



Circular Reinforcement Bartacks



Dual Nylon Fabric Construction
500D Hex Ripstop /
1000D Plain Weave



TPU-840D Nylon Composite
Attachment Backing



Refined Construction with
Elegant Inlays

CONTACT

Phone: 310.768.0098
 Fax: 310.515.5950
 General: Info@Maxpedition.com
 Customer Service: CS@Maxpedition.com
 Government: Gov@Maxpedition.com
 Wholesale: Dealer@Maxpedition.com

CONNECT

- Maxpedition.com
- www.Facebook.com/Maxpedition
- www.Twitter.com/Maxpedition
- www.Maxpedition.TV
- www.Instagram.com/Maxpedition
- www.MaxpeditionInAction.com

DISCLAIMER

Maxpedition will not be held responsible for typographical errors, technical inaccuracies, or omissions. It is the responsibility of the customer to determine the suitability of Maxpedition products for use in his/her particular application, to follow all firearms safety rules, and to abide by all applicable laws.

IP

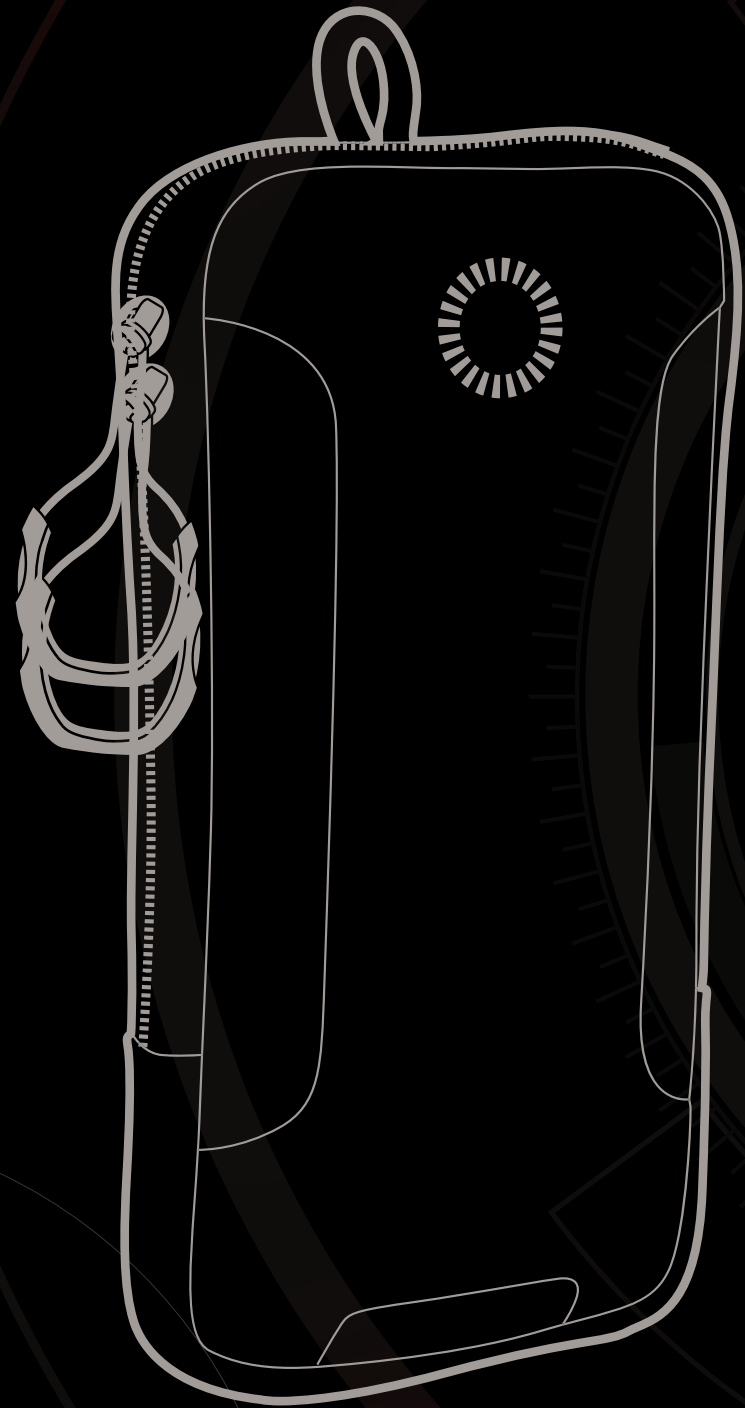
Maxpedition stylized font and footprint logo, Maxpedition word mark, Gearslinger, Versipack, Rollypoly and TacTie are federally and/or internationally registered trademarks of Edygear Inc. Products depicted in this catalog are protected by U.S. or international patents and/or patents pending.



Copyright © 2016 Edygear Inc. All Rights Reserved.



MAXPEDITION®



PLP™ *IPHONE 6 PLUS*
POUCH

AGR™ *ADVANCED*
GEAR RESEARCH