

MAXPEDITION®



MRZ™ MINI ORGANIZER
OWNER'S MANUAL

AGR™ ADVANCED GEAR RESEARCH

FEATURES



1

TPU-840D nylon composite attachment backing




2

Includes two (2) PJC3 polymer joining clips



3

Refined construction with elegant inlays



4

TPU-840D nylon composite carry handle



5

Custom molded semi-rigid front face



6

Exterior loop field



MRZBLK
Black

MRZGRY
Gray

MRZTAN
Tan

Model MRZ

Overall: 5 x 2 x 7 in | 12.7 x 5.1 x 17.8 cm



Teflon® is a registered trademark of The Chemours Company FC, LLC, used under license by Maxpedition


MAXPEDITION




ATTACHMENT LATTICE SYSTEM - ATLAS™

ATLAS™ panels, which are cut from an ultra-tough 840-Denier Nylon-TPU composite, can be used for easy attachment of MOLLE-compatible pouches. The composite material is resistant to water, weather, heat, cold, UV and abrasion.


TO ATTACH ACCESSORIES USING THE TACTIE® POLYMER JOINING CLIPS:




1 Slide the clip through attachment backing of the pouch until head catches, then insert tail under the first row on the pack/garment.




2 Weave the tail back through the next row on the pouch.



3 Weave the tail through the next row on the pack/garment.



4 Repeat weaving process as needed depending on the length of the clip.



5 Insert the tail under the bridge, making sure both the tab and the tooth have both clicked into place.



6 Maximum strength and security are achieved when the pouch and the pack/garment are fully interwoven.



TWO (2) TACTIE® PJC3 POLYMER JOINING CLIPS ARE INCLUDED FOR MODULAR ATTACHMENT.

Additional polymer joining clips may be purchased in packs of six (6).



FUNCTIONS

MRZ™

MAIN COMPARTMENT

Multiple pockets and elastic loops have been provided to keep items organized and secure. A Keyper™ is supplied which allows you to easily attach and locate your keys. A high visibility grayscale interior makes finding objects much easier.



EXTERIOR LOOP FIELD

A 2"x 3.25" loop field has been added to the exterior for attaching morale/ID patches.



FRAY-RESISTANT GOSSAMER™ MESH

Gossamer™ mesh pockets are a medium gray while other details such as elastic loops and zippers are dark gray, providing visually distinguishable areas for gear storage. The Gossamer mesh is also partially see-through in order to view contents without opening the pockets.


NYLON COMPOSITE CARRY HANDLE

A TPU-840D nylon composite contoured non-slip handle has been designed for comfortable carry.



SUBTLE HEXAGON PATTERN FABRIC

The inside is lined with a gray 420-Denier nylon fabric. The fabric is heat-embossed with a light tessellated hexagon pattern and can only be seen in certain angles of light. This serves as an anti-counterfeit measure so you know you are getting a genuine Maxpedition® product. To check for the hexagon fabric, open the main compartment of the pack. Slowly move the pack back and forth so that different angles put lighting on the fabric. If the hexagons cannot be seen in the fabric, it is not a genuine Maxpedition® product.



CARE TIPS

GENUINE YKK® ZIPPERS AND ZIPPER TRACKS

- To increase the longevity of the YKK® zippers and tracks:
- Zippers should be kept away from directly striking hard objects (e.g. stones etc.).
 - Avoid improper treatment of the painted (coated) zippers, such as direct striking, scratching, or wearing against hard objects.
 - Do not apply strong or high concentrations of bleaching agents.
 - Do not forcibly close a zipper in a bag that has been overfilled.
 - If a slider is caught on thread or cloth, do not free the slider by force. Pull the slider back, removing the trapped thread or cloth. When the slider bites deeply into cloth, do not force it back but work it back gently.




CLEANING INSTRUCTIONS

- After each trip, thoroughly clean your pack.
- Rinse your pack with fresh water if dirt, sweat, salt and stains have worked their way into fabrics, webbing or mesh.
- To clean, simply wipe down with a damp cloth and allow the gear to dry naturally in a well-ventilated area out of direct sunlight.
- Do not machine wash.
- Do not use detergent or bleach on fabrics or webbing.
- Clean the zippers using a mild soap, warm water and a soft brush. Flush water and soap through the buckles. Keeping dirt and debris out of the zippers and buckles will help keep them in proper working condition.

COMPONENTS & MATERIALS



TacTie® Polymer Joining Clips
U.S. and Int'l Patents Pending



TPU-840D Nylon
Composite Carry Handle



Dual Nylon Fabric Construction
500D Hex Ripstop/
1000D Plain Weave



Very Visible Grayscale Interior




YKK® Zippers



Refined Construction with
Elegant Inlays



Fray-Resistant Gossamer™
Mesh



Anti-counterfeit Logo
Embossed 420D Nylon Liner

CONTACT

Phone: 310.768.0098
Fax: 310.515.5950
General: Info@Maxpedition.com
Customer Service: CS@Maxpedition.com
Government: Gov@Maxpedition.com
Wholesale: Dealer@Maxpedition.com

CONNECT

Maxpedition.com
 www.Facebook.com/Maxpedition
 www.Twitter.com/Maxpedition
 www.Maxpedition.TV
 www.Instagram.com/Maxpedition
 www.MaxpeditionInAction.com

DISCLAIMER

Maxpedition will not be held responsible for typographical errors, technical inaccuracies, or omissions. It is the responsibility of the customer to determine the suitability of Maxpedition products for use in his/her particular application, to follow all firearms safety rules, and to abide by all applicable laws.

IP

Maxpedition stylized font and footprint logo, Maxpedition word mark, Gearslinger, Versipack, Rollypoly and TacTie are federally and/or internationally registered trademarks of Edgygear Inc. Products depicted in this catalog are protected by U.S. or international patents and/or patents pending.



Copyright © 2016 Edgygear Inc. All Rights Reserved.

MAXPEDITION

MAXPEDITION®



MRZ™ MINI ORGANIZER

AGR™ ADVANCED GEAR RESEARCH