

MAXPEDITION®

GRIDFLUX™ ERGONOMIC SLING PACK OWNER'S MANUAL

GRIDFLUX™

GRFBLK
Black



Model GRF

SIZE 10 x 8 x 18 in
25.4 x 20.3 x 45.7 cm

CAPACITY 1100 cu in
18 L

WEIGHT 2.8 lb
1.3 kg

FABRICS 500D Hex Ripstop Nylon
1000D Plain Weave Nylon



Teflon® is a registered trademark of The Chemours Company FC, LLC, used under license by Maxpedition

GRFTAN
Tan



GRFGRY
Gray



MAXPEDITION

FEATURES

GRIDFLUX™

Custom fabricated Shapeshift™ webbing handle

Lockable main compartment

Two locations for CCW placement

Dedicated padded tablet compartment

Expandable bottle pocket with dual zipper garages

Stowable swiveling stabilizer strap

Reinforced padded shoulder strap

Custom molded fleece-lined semi-rigid pocket

Ample internal organization

Attachment Lattice System - ATLAS™
Cut from 840D Nylon-TPU Composite

Grab handle to swing pack from back to front



FEATURES - FRONTAL

GRIDFLUX™




1
Lockable main compartment



2
Comfortable grab handle reinforced with bartacks



3
Custom molded fleece-lined semi-rigid pocket



4
Ample internal organization



5
Expandable bottle pocket with dual zipper garages



6
Attachment Lattice System (ATLAS™)

FEATURES - REAR

GRIDFLUX™



Reinforced padded shoulder strap



CCW-enabled rear compartment



Dedicated padded tablet compartment



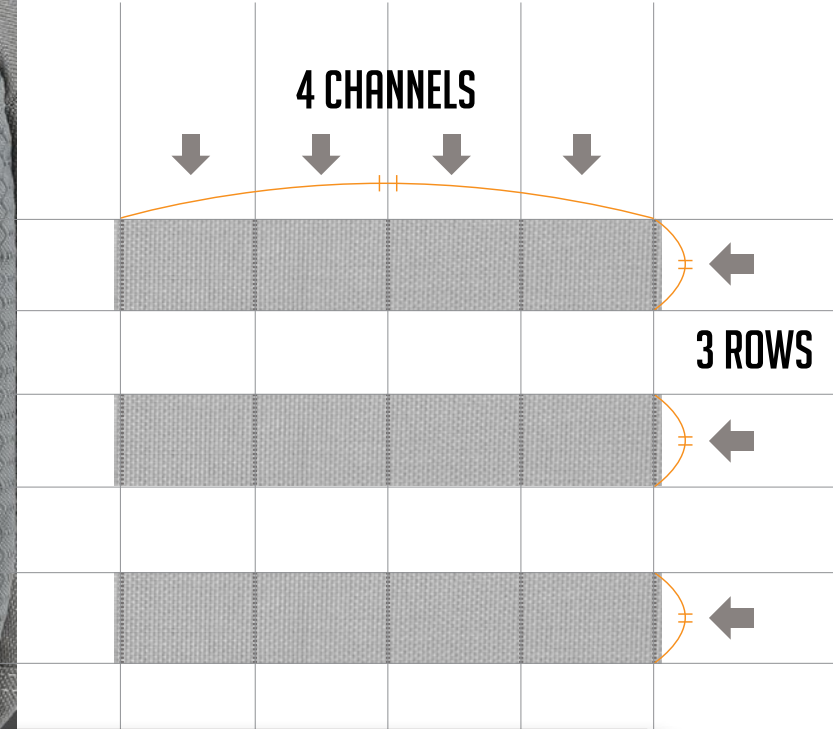

Stowable swiveling stabilizer strap



Bi-Level high grade 3D airmesh backing




Grab handle to swing pack from back to front



ATTACHMENT LATTICE SYSTEM - ATLAS™

ATLAS™ panels, which are cut from an ultra-tough 840-Denier Nylon-TPU composite, can be used for easy attachment of MOLLE-compatible pouches. The composite material is resistant to water, weather, heat, cold, UV and abrasion.

MOLLE/PALS EQUIVALENT



TO ATTACH ACCESSORIES USING THE TACTIE® POLYMER JOINING CLIPS:



Slide the clip through attachment backing of the pouch until head catches, then insert tail under the first row on the pack/garment.




Weave the tail back through the next row on the pouch.



Weave the tail through the next row on the pack/garment.



Repeat weaving process as needed depending on the length of the clip.



Insert the tail under the bridge, making sure both the tab and the tooth have both clicked into place.



Maximum strength and security are achieved when the pouch and the pack/garment are fully interwoven.

FUNCTIONS - FRONTAL

GRIDFLUX™

CUSTOM FABRICATED SHAPESHIFT™ WEBBING HANDLE

This specially developed narrow fabric transitions seamlessly between flat to round cross sections. Flat webbing may be abrasive on hands, so the rounder Shapeshift™ webbing makes the pack more comfortable to hand carry.



LOCKABLE MAIN COMPARTMENT

Lockable YKK#10 zipper sliders allow you to secure the main compartment with a pad lock, keeping your valuables safe and secure. Bring the sliders together until the hoops are overlapping, put the lock through, and secure the lock. Maxpedition® recommends a TSA approved lock when traveling.



CUSTOM MOLDED FLEECE-LINED SEMI-RIGID POCKET

With a semi-rigid exterior and soft interior, this pocket is ideal for storing sunglasses, electronics, and valuables that you do not want to get scratched or broken. A loop-lined field has been added to the exterior to attach morale patches.

POSITIVE GRIP ZIPPER PULLS

Positive grip zipper pulls are designed to fit a finger in order to get a better grip when opening/closing zippers. They also allow you to grab them from any direction and get a positive grip.



FUNCTIONS - REAR



SLING PACK WITH QUICK RELEASE STRAPS

To adjust the main sling strap, put on the pack and pull the adjustment strap downwards at about a 30 degree angle downwards. As soon as the lower part of the pack is level with your hipbones (or in a comfortable position), stop pulling the adjustment straps and buckle the stabilizer strap. Use the elastic loop to keep excess strap webbing from hanging loose.

ADJUSTABLE AND STOWABLE STABILIZER STRAP

After the shoulder strap has been fitted properly, buckle the stabilizer strap and cinch to tighten. Use the elastic loop to keep excess strap webbing from hanging loose. This will enable you to distribute the pack weight more evenly. To stow the stabilizer strap, tuck the buckle and webbing into the enclosed area until all components are securely stored.





SHAPESHIFT™ WEBBING GRAB HANDLE

A Shapeshift™ webbing grab handle allows you to pull the pack from the back of your body to the front with ease. Simply release the stabilizer strap, grab the handle, and swing the pack to the front.

TWO CCW COMPARTMENTS

One CCW compartment is located in the main compartment of the pack. The fully-loop lined zipper pocket can also be used for other objects, like electronics.

The other CCW compartment is located at the back of the pack. To access the fully-loop lined compartment while wearing the pack, simply release the sternum strap, grab the gear loop handle, and pull forward so the pack is now in front of your body.



FUNCTIONS - INTERNAL **GRIDFLUX™**



To open the bottle pocket, slide the zipper down. Slide the zipper pull into the lower zipper garage to keep it from dangling and making noise. Unhook the buckle and place the bottle into the pocket. Place the cord over the top of the bottle and engage the buckle to keep the bottle secure. If more bungee cord is needed to secure the bottle, go into the main compartment, untie the bungee, and then retie with the knot closer to the ends. Tuck any excess bungee into the mesh pocket provided.



FLEECE-LINED SEMI-RIGID POCKET

With a semi-rigid exterior and soft interior, this pocket is ideal for storing sunglasses, electronics, and valuables that you do not want to get scratched or broken. A Gossamer™ mesh pocket is also included for additional organization.

EXPANDABLE BOTTLE POCKET WITH DUAL ZIPPER GARAGES

To compress the bottle pocket, remove any objects, then fold in the buckle and fabric gusset. Remove the zipper pull from the lower garage and slide the zipper up. Insert the zipper pull into the upper garage to keep it from dangling and making noise.




FRONT ADMIN COMPARTMENT

Multiple pockets and elastic straps are available to keep small and medium objects organized and secure. A Keyper™ is supplied in the front pocket, which allows you to easily attach and locate your keys.



MAIN COMPARTMENT

Multiple Gossamer™ mesh pockets and elastic straps can be used to keep your gear stored properly and in multiple configurations. A padded pocket designed to fit most tablets has been included. A high visibility grayscale interior makes finding objects much easier.



SUBTLE HEXAGON PATTERN FABRIC

The inside is lined with a gray 420-Denier nylon fabric. The fabric is heat-embossed with a light tessellated hexagon pattern and can only be seen in certain angles of light. This serves as an anti-counterfeit measure so you know you are getting a genuine Maxpedition® product. To check for the hexagon fabric, open the main compartment of the pack. Slowly move the pack back and forth so that different angles put lighting on the fabric. If the hexagons cannot be seen in the fabric, it is not a genuine Maxpedition® product.

WAIST BELT STASH POCKET

A small padded pocket, perfect for change or very small items that can easily get lost, has been provided near the quick release buckle. Use the Positive grip zipper pulls to open.



FRAY-RESISTANT GOSSAMER™ MESH

Gossamer™ mesh pockets are a medium gray while other details such as elastic loops and zippers are dark gray, providing visually distinguishable areas for gear storage. The Gossamer mesh is also partially see-through in order to view contents without opening the pockets.



CARE TIPS

GENUINE YKK® ZIPPERS AND ZIPPER TRACKS

To increase the longevity of the YKK® zippers and tracks:

- Zippers should be kept away from directly striking hard objects (e.g. stones etc.).
- Avoid improper treatment of the painted (coated) zippers, such as direct striking, scratching, or wearing against hard objects.
- Do not apply strong or high concentrations of bleaching agents.
- Do not forcibly close a zipper in a bag that has been overfilled.
- If a slider is caught on thread or cloth, do not free the slider by force. Pull the slider back, removing the trapped thread or cloth. When the slider bites deeply into cloth, do not force it back but work it back gently.



CLEANING INSTRUCTIONS

- After each trip, thoroughly clean your pack.
- Rinse your pack with fresh water if dirt, sweat, salt and stains have worked their way into fabrics, webbing or mesh.
- To clean, simply wipe down with a damp cloth and allow the gear to dry naturally in a well-ventilated area out of direct sunlight.
- Do not machine wash.
- Do not use detergent or bleach on fabrics or webbing.
- Clean the zippers using a mild soap, warm water and a soft brush. Flush water and soap through the buckles. Keeping dirt and debris out of the zippers and buckles will help keep them in proper working condition.

AMPLE INTERNAL ORGANIZATION

Multiple pockets and elastic straps have been added to the interior compartments for excellent organization. Keep small items together in one of the numerous pockets, and securely hold larger items using the elastic straps. A Keyper™ is supplied in the front pocket, which allows you to easily attach and locate your keys.



COMPONENTS & MATERIALS


GRIDFLUX™



YKK® Zippers with Positive Grip Zipper Pulls



Expandable Bottle Pocket with Dual Zipper Garages




Fray-Resistant Gossamer™ Mesh



Very Visible Grayscale Interior



Dual Nylon Fabric Construction 500D Hex Ripstop / 1000D Plain Weave




ATtachment LAttice System - ATLAS™ Cut from 840D Nylon-TPU Composite




Lightweight Anti-Break Duraflex® Xlite® Buckles



Skin Friendly Nylon Seatbelt Webbing



Bi-Level High Grade 3D Airmesh Backing



840D Nylon-TPU Composite Tapered Pull Loops



Custom Fabricated Shapeshift™ Webbing Handle




Circular Reinforcement Bartacks



Custom Molded Fleece-Lined Semi-Rigid Pocket



Refined Construction with Elegant Inlays



Anti-Counterfeit Logo Embossed 420D Nylon Liner



38mm-25mm Transitional Nylon Seatbelt Webbing

CONTACT

Phone: 310.768.0098
 Fax: 310.515.5950
 General: Info@Maxpedition.com
 Customer Service: CS@Maxpedition.com
 Government: Gov@Maxpedition.com
 Wholesale: Dealer@Maxpedition.com

CONNECT

Maxpedition.com
www.Facebook.com/Maxpedition
www.Twitter.com/Maxpedition
www.Maxpedition.TV
www.Instagram.com/Maxpedition
www.MaxpeditionInAction.com

DISCLAIMER

Maxpedition will not be held responsible for typographical errors, technical inaccuracies, or omissions. It is the responsibility of the customer to determine the suitability of Maxpedition products for use in his/her particular application, to follow all firearms safety rules, and to abide by all applicable laws.

IP

Maxpedition stylized font and bootprint logo, Maxpedition word mark, Gearslinger, Versipack, Rollypoly and TacTie are federally and/or internationally registered trademarks of Edgygear Inc. Products depicted in this catalog are protected by U.S. or international patents and/or patents pending.



Copyright © 2016 Edgygear Inc. All Rights Reserved.

MAXPEDITION®



GRIDFLUX™

AGR™ *ADVANCED
GEAR RESEARCH*