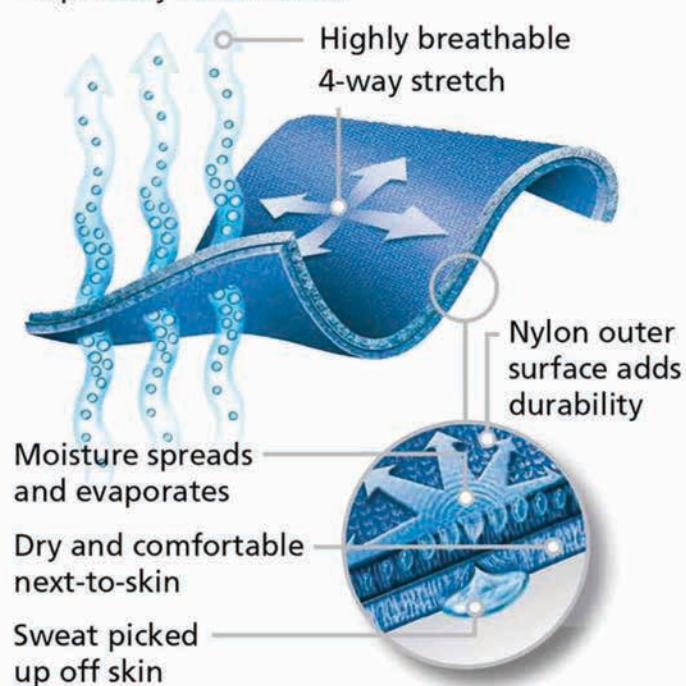




Proprietary construction



THE BOATHOUSE UNISUIT SOLUTION

DYNAMIC FLEXIBILITY • RESILIENT STRETCH • WICKS MOISTURE • HIGHLY BREATHABLE • EASY CARE

HOW DOES IT WORK? Moisture and high relative humidity next to the skin cause discomfort. Polartec® Power Stretch® keeps the skin dry through three complementary mechanisms: 1) The fabric is highly breathable and does not restrict the movement of moisture vapor. 2) "Touch points" on the fabric inner surface draw off the sweat. Sweat is wicked off the skin to the outside of the fabric where it spreads rapidly for evaporation. 3) When the sweat reaches the outside of the fabric, it spreads out to many times its original surface area, enabling it to dry at least two times faster than cotton.

DESIGNED BY THE BEST, FOR THE BEST

New for 2016, the Pinnacle II was developed one-on-one with America's top rowers. Superior refinements in fabric, fit, and technology make this ours, and your, best unisuit ever. As seen in Rio and the world's most prestigious rowing events, the Pinnacle II is the official race suit worn by the USRowing Olympic, Senior, U23 and Junior World Championship Teams.

WHY IS IT IMPORTANT TO ROWERS?

The repetitive motion associated with rowing increases the chance of chafing and discomfort. With the latest adjustments, the irritation is eliminated and the ability to perform is improved. The design is made to be more flexible and comfortable, for maximum mobility.

POLARTEC® POWER STRETCH® COLORS

	Black		Victory
	Red		Cardinal
	Athletic Gold		Maroon
	Forest		Vegas
	White		Purple
	Navy		Orange
	Royal		



Above are the Men's & Women's JMS Unisuit (RWM755 & RWW741). The improvements listed above are available in ALL our unisuit styles.

MEN'S PINNACLE UNI II

Retail \$160.00 | Team **\$80.00** Min. Order 12


Adult XS-3XL

- Features our new moisture-wicking Polartec® Power Stretch® fabric for superior comfort, enhanced fit and mobility
- Solid piece-dyed trou with sublimated top and side panels
- Trou is lightly lined with breathable knit for comfort and coverage
- Improved fit on neckline, armhole curvature and waistline provide form-fitting comfort and style
- Elimination of rear seam prevents chafing
- Glide-stitch process delivers flat seam comfort and 50% more stitches per inch for durability
- Elastic thread on shoulder straps eliminate thread pops and enhance stretch
- Inseam graded by size (8" size Large)

Style
RWM750



Custom



SUB501
(modified)



MEN'S PINNACLE UNI II WITH BINDING

Retail \$160.00 | Team **\$80.00** Min. Order 12

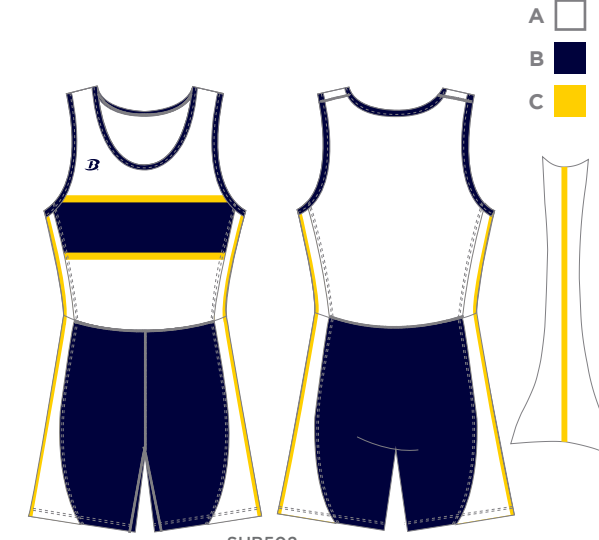
Adult XS-3XL

- Features our new moisture-wicking Polartec® Power Stretch® fabric for superior comfort, enhanced fit and mobility
- Solid piece-dyed trou with sublimated top and side panels
- Trou is lightly lined with breathable knit for comfort and coverage
- Improved fit on neckline, armhole curvature and waistline provide form-fitting comfort and style
- Elimination of rear seam prevents chafing
- Glide-stitch process delivers flat seam comfort and 50% more stitches per inch for durability
- Elastic thread on shoulder straps eliminate thread pops and enhance stretch
- Contrast binding on shoulder straps and neckline for added comfort, durability and style
- Inseam graded by size (8" size Large)

Style
RWM790



Custom



SUB502



NEW

WOMEN'S PINNACLE UNI II

Retail \$160.00 | Team **\$80.00** Min. Order 12


Women's XXS-2XL

- Features our new moisture-wicking Polartec® Power Stretch® fabric for superior comfort, enhanced fit and mobility
- Women's fit with a racer-back design
- Solid piece-dyed trou with sublimated top and side panels
- Trou is lightly lined with breathable knit for comfort and coverage
- Improved fit on neckline, armhole curvature and waistline provide form-fitting comfort and style
- Elimination of rear seam prevents chafing against skin
- Glide-stitch process delivers flat seam comfort and 50% more stitches per inch for durability
- Elastic thread on shoulder straps eliminate thread pops and enhance stretch
- Inseam graded by size (6 3/4" size Large)

Style
RWW871



SUB501



SUB504



WOMEN'S PINNACLE UNI II WITH BINDING

Retail \$160.00 | Team **\$80.00** Min. Order 12


Women's XXS-2XL

- Features our new moisture-wicking Polartec® Power Stretch® fabric for superior comfort, enhanced fit and mobility
- Women's fit with a racer-back design
- Solid piece-dyed trou with sublimated top and side panels
- Trou is lightly lined with breathable knit for comfort and coverage
- Improved fit on neckline, armhole curvature and waistline provide form-fitting comfort and style
- Elimination of rear seam prevents chafing
- Glide-stitch process delivers flat seam comfort and 50% more stitches per inch for durability
- Elastic thread on shoulder straps eliminate thread pops and enhance stretch
- Contrast binding on shoulder straps and neckline for added comfort, durability and style
- Inseam graded by size (6 3/4" size Large)

Style
RWW891



SUB521



SUB15



NEW

MEN'S JMS UNI II Retail \$140.00 | Team **\$70.00** Min. Order 12

MEN'S JMS EX UNI II Retail \$150.00 | Team **\$75.00** Min. Order 12

Adult XS-3XL

- Features our new moisture-wicking Polartec® Power Stretch® fabric for superior comfort, enhanced fit and mobility
- Sublimated top with a piece-dyed bottom
- JMS EX has fully sublimated top and bottom
- Trou is lined with lightweight breathable knit for comfort and coverage
- Improved fit on neckline, armhole curvature and waistline provide form-fitting comfort and style
- Elimination of rear seam prevents chafing
- Elastic threading on shoulder straps prevents thread pops and enhanced stretch for easier on and off
- Glide-stitch process delivers flat seam comfort and 50% more stitches per inch for durability
- Inseam graded by size (8" Size Large)

Styles

RWM755, RWM785



SUB520



SUB115



MEN'S JMS UNI II WITH BINDING

Retail \$140.00 | Team **\$70.00** Min. Order 12

Adult XS-3XL

- Features our new moisture-wicking Polartec® Power Stretch® fabric for superior comfort, enhanced fit and mobility
- Sublimated top with a piece-dyed bottom
- Contrast binding on shoulder straps and neckline for added comfort, durability and style
- Trou is lined with lightweight breathable knit for comfort and coverage
- Improved fit on neckline, armhole curvature and waistline provide form-fitting comfort and style
- Elimination of rear seam prevents chafing
- Elastic threading on shoulder straps prevents thread pops and enhanced stretch for easier on and off
- Glide-stitch process delivers flat seam comfort and 50% more stitches per inch for durability
- Inseam graded by size (8" Size Large)

Style

RWM765



Custom



SUB114



NEW

WOMEN'S JMS UNI II Retail \$140.00 | Team **\$70.00** Min. Order 12

WOMEN'S JMS EX UNI II Retail \$150.00 | Team **\$75.00** Min. Order 12

Women's 2XS-2XL

- Features our new moisture-wicking Polartec® Power Stretch® fabric for superior comfort, enhanced fit and mobility
- Women's fit with a racer-back design
- Sublimated top with a piece-dyed bottom
- JMS EX has fully sublimated top and bottom
- Trou is lined with lightweight breathable knit for comfort and coverage
- Improved fit on neckline, armhole curvature and waistline provide form-fitting comfort and style
- Elimination of rear seam prevents chafing
- Elastic threading on shoulder straps prevents thread pops and enhanced stretch for easier on and off
- Glide-stitch process delivers flat seam comfort and 50% more stitches per inch for durability
- Inseam graded by size (6 3/4" size Large)

Style

RWW721, RWW741



Custom



SUB501



WOMEN'S JMS UNI II WITH BINDING

Retail \$140.00 | Team **\$70.00** Min. Order 12

Women's 2XS-2XL

- Features our new moisture-wicking Polartec® Power Stretch® fabric for superior comfort, enhanced fit and mobility
- Women's fit with a racer-back design
- Sublimated top with a piece-dyed bottom
- Contrast binding on shoulder straps and neckline for added comfort, durability and style
- Trou is lined with lightweight breathable knit for comfort and coverage
- Improved fit on neckline, armhole curvature and waistline provide form-fitting comfort and style
- Elimination of rear seam prevents chafing
- Elastic threading on shoulder straps prevents thread pops and enhanced stretch for easier on and off
- Glide-stitch process delivers flat seam comfort and 50% more stitches per inch for durability
- Inseam graded by size (6 3/4" size Large)

Style

RWW731



Custom:
Junior National Team Design



SUB114



NEW

MEN'S CAMBRIDGE UNI II

Retail \$150.00 | Team **\$75.00** Min. Order 12


Adult XS-3XL

- Features our new moisture-wicking Polartec® Power Stretch® fabric for superior comfort, enhanced fit and mobility
- Solid top and bottom with fully sublimated side panels
- Trou lined in lightweight, breathable stretch fabric
- Elimination of rear seam prevents chafing
- Glide-stitch process delivers flat seam comfort and 50% more stitches per inch for durability
- Elastic threading on shoulder straps prevents thread pops and enhanced stretch for easier on and off
- Heat sealed or embroidered logo embellishment
- Inseam graded by size (8" Size Large)

Style
RWM780



SUB507



Side Stripe



MEN'S RELEASE TANK

Retail \$72.00 | Team **\$36.00** Min. Order 12

WOMEN'S RELEASE TANK II

Retail \$72.00 | Team **\$36.00** Min. Order 12

Men's XS-3XL

- Fully Sublimated Polartec® Power Stretch® tank
- Glide stitch seams prevent chafing against skin
- Elastic threading on shoulder straps prevents thread pops and enhanced stretch for easier on and off
- Women's style has racer-back design and is lightly lined for comfort and coverage

Styles

RWM600 - Men's
RWW640 - Women's



SUB521



Custom



SUB113



SUB817



WOMEN'S CAMBRIDGE UNI II

Retail \$150.00 | Team **\$75.00** Min. Order 12

Women's XXS-2XL

- Features our new moisture-wicking Polartec® Power Stretch® fabric for superior comfort, enhanced fit and mobility
- Women's fit with a racer-back design
- Front body panel is lined for comfort and coverage
- Solid top and bottom with fully sublimated side panels
- Trou lined in lightweight, breathable stretch fabric
- Elimination of rear seam prevents chafing
- Glide-stitch process delivers flat seam comfort and 50% more stitches per inch for durability
- Elastic threading on shoulder straps prevents thread pops and enhanced stretch for easier on and off
- Heat sealed or embroidered logo embellishment
- Inseam graded by size (6 3/4" Size Medium)

Style
RWW841



SUB514



solid



MEN'S & WOMEN'S TROU II

Accel: Retail \$80.00 | Team **\$40.00**

Solid: Retail \$64.00 | Team **\$32.00**

Min. Order 12

Men's XS-3XL | Women's XXS-2XL

- Solid Polartec® Power Stretch® front and back
- Fully sublimated side panels
- Glide stitch seams
- Dual layered for added comfort and coverage
- Improved quad fit and leg opening for unrestricted movement
- Elimination of rear seam prevents chafing
- Solid piece dyed Dura-Wic combo also available
- Men's Inseam 8"
- Women's Inseam 6 1/2"

Accel Styles

RWM806 - Men's
RWW855 - Women's

Solid Styles

RWM804 - Men's
RWW655 - Women's



Solid Side Panel



SUB115



Tonal Boathouse Woven elastic waistband for added comfort

No seam down the middle to eliminate chafing



Modified yoga style waist band



Custom Design



SUB114



MEN'S RACER SINGLET Retail \$76.00 | Team \$38.00 Min. Order 12

Adult XS-3XL

- Hybrid, closer fit but non-compression cut
- Dual fabric design—Tech-Mesh front for maximum breathability, Air Mesh back for comfort
- Glide stitch seams throughout

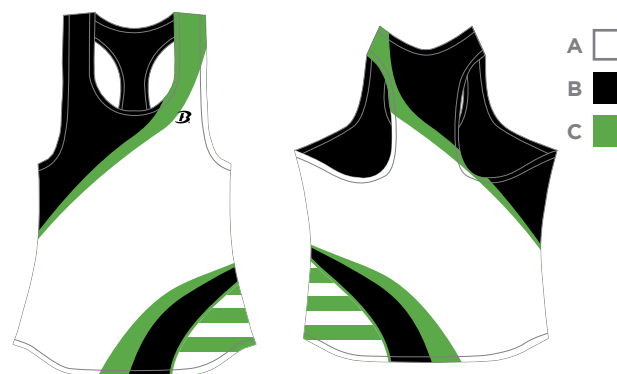
Style

TKM203

- Tech-Mesh/Air Mesh



SUB410



SUB411

- A
- B
- C



WOMEN'S RACER SINGLET Retail \$76.00 | Team \$38.00 Min. Order 12

Adult XS-3XL

- Hybrid, closer fit but non-compression cut
- Dual fabric design—Tech-Mesh front for maximum breathability, Air Mesh back for comfort
- Glide stitch seams throughout

Style

TKW203

- Tech-Mesh/Air Mesh



SUB410



SUB415

- A
- B



MEN'S REVOLUTION JERSEY

Retail Adult \$74.00 | Boy's \$60.00 Team Adult \$37.00 | Boy's \$32.00 Min. Order 12

Adult XS, S/M, L/XL, 2X/3X
Boy's XS/S, M/L

- Reversible practice jersey
- Fits over helmet and pads
- Sublimated on both sides

Styles

LXM119 | YLXM119

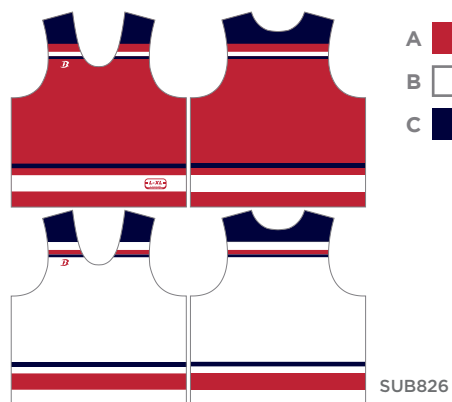
- Versa-Dri

LXM119C | YLXM119C

- Custom Design fees apply



Custom



SUB826

REVERSIBLE

- A
- B
- C



WOMEN'S TEAM TRAINING TOP

Retail \$100.00 | Team \$50.00 Min. Order 12

Women's XS-3XL

- Features our new moisture-wicking Polartec® Power Stretch® fabric for superior comfort, enhanced fit and mobility
- Side panels customized for your team
- Thumbholes keep sleeves down and in place
- Half-zip front for ventilation when you need it.
- Great active fit

Style

BLW730 - Dura-Wic



WOMEN'S TEAM TIGHTS AND CAPRIS

Retail \$100.00 | Team \$50.00 Min. Order 12

Women's XS-3XL

- Features our new moisture-wicking Polartec® Power Stretch® fabric for superior comfort, enhanced fit and mobility
- Side panels customized for your team
- Comfortable wide waistband stays put
- Banded cuffs won't ride up.
- Great active fit

Tights

BLW725 - Dura-Wic

Capris

BLW735 - Dura-Wic



MEN'S & WOMEN'S COLD WEATHER TRAINING TOP

Retail \$86.00 | Team **\$43.00** Min. Order 12

Men's XS-4XL | Women's XS-3XL

- Features our new moisture-wicking Polartec® Power Stretch® fabric for superior comfort, enhanced fit and mobility
- Drop tail
- Zero-Friction seams
- Can be worn as a base layer

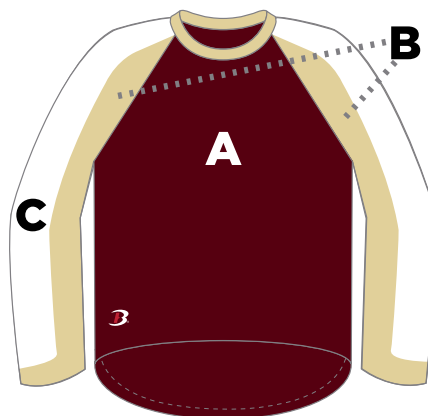
Styles

BLM700 - Men's

BLW705 - Women's

Optional Feature

- Sublimated C panel: \$8



COLD WEATHER HALF-ZIP TRAINING TOP

Retail \$86.00 | Team **\$43.00** Min. Order 12

Adult XS-4XL

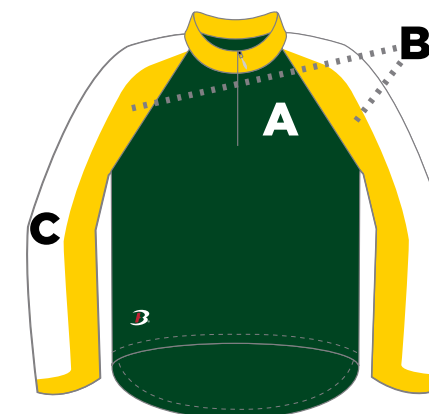
- Features our new moisture-wicking Polartec® Power Stretch® fabric for superior comfort, enhanced fit and mobility
- Half-zip neck & drop tail
- Zero-Friction seams
- Can be worn as a base layer

Style

BLM720

Optional Feature

- Sublimated C panel: \$8



MEN'S & WOMEN'S COLD WEATHER TRAINING TIGHTS

Retail \$86.00 | Team **\$43.00** Min. Order 12

Men's XS-4XL | Women's XS-3XL

- Features our new moisture-wicking Polartec® Power Stretch® fabric for superior comfort, enhanced fit and mobility
- Zero-Friction seams
- Flat elastic waistband
- Can be worn as a base layer

Styles

BLM710 - Men's

BLW715 - Women's

Optional Feature

- Sublimated B panel: \$8



MEN'S & WOMEN'S SHARK VEST

Retail \$136.00 | Team **\$68.00** Min. Order 6

Adult XS-3XL

- Stretchlite™ front provides ease of movement and breathability
- Pro-Tech® back provides water resistant protection
- Collar zipper
- Form fitting for zero interference during rowing
- Side zipper for adjustability
- Extended scoop tail

Styles

1075 - Men's Stretchlite™/Pro-Tech®

1071 - Women's Stretchlite™/Pro-Tech®

Optional Feature

- Piping: \$6

