



BOATHOUSE

ELITE PERFORMANCE OUTERWEAR



**HANDCRAFTED IN
PHILADELPHIA**



TENNIS



ELITE PERFORMANCE OUTERWEAR

BRAND ETHOS

Borne from the heart of an Olympian,
we live for action.

Working hard and playing hard
isn't just a phrase, it's a way of life –
one that we experience everyday.

- **MADE IN THE USA SINCE 1976**
- **CUSTOM MADE FOR YOUR BRAND**
- **REORDERS ALWAYS AVAILABLE**
- **FAST DELIVERY**

B O A T H O U S E
SINCE 1976

ELITE PERFORMANCE OUTERWEAR

GUARANTEE

OUR SUPERIOR QUALITY ALLOWS OUR CUSTOM PRODUCTS TO
WITHSTAND THE MOST RIGOROUS USE. HOWEVER, IF YOU
SHOULD EXPERIENCE ANY PROBLEM WITH THE QUALITY
OF OUR WORKMANSHIP OR MATERIALS, WE WILL GLADLY
REPAIR OR REPLACE YOUR CUSTOM PRODUCT.

REVERSIBLE



LXW129 Sub406

WOMEN'S RACER BACK JERSEY

Retail Price \$76 | Adult Team Price \$38

Retail Price \$68 | Girl's Team Price \$34

Women's XS, S/M, L/XL, 2X/3X | Girl's XS/ S, M/L (Min. Order 12)

FEATURES

Reversible practice jersey with racer back design | Lightweight fabric sublimation and durable flatlock stitching.

STYLES

LXW129 | YLXW129 - Versa-Dri

Retail version of this product is available at Boathouse.com



SUB406



NFHS7



NFHS4



NFHS20



WOMEN'S RALLY KILT/SKORT

Kilt Retail Price \$70 | Kilt Team Price \$35

Skort Retail Price \$90 | Skort Team Price \$45

Adult XS-3X (Min. Order 12) *Youth Sizes Available

FEATURES

Close-to-the-body fit | Drop yoke styling | 12½" length (size medium).

STYLES

KILT (unlined)

TNW610 - Dura-Stretch

TNW910 | YTNW910 - Air-Mesh

TNW710 | YTNW710 - Versa-Dri

SKORT (Power-Dri liner)

TNW605 - Dura-Stretch

TNW905 - Air-Mesh



TNW610 NFHS7



NFHS7



NFHS8



NFHS6



NFHS4





BLW210 Sub408

WOMEN'S BACKSTRETCH COMPRESSION V-NECK

Retail Price \$74 | Team Price \$37

Adult XS-3X (Min. Order 12)

FEATURES

Compression designed to keep muscles warm and cool | Zero-friction seams | V-Neck styling.

STYLES

BLW210 - Power Dri



SUB408



SUB409



SUB407



SUB410



MEN'S 360 SHORT WITH POCKETS

Adult Retail Price \$88 | Adult Team Price \$44

Boy's Retail Price \$80 | Boy's Team Price \$40

Adult XS-4X | Boy's S-L (Min. Order 12)

FEATURES

Excellent practice league short | Side entry pockets | No side seams for full wrap around sublimation design capabilities | Elastic waist with inside drawcord (no drawcord on Boy's styles) | Relaxed comfortable fit | 8" & 10" inseam Adult sizes 7½" inseam Boy's sizes

STYLES

LXM140 | YLXM140 - Versa-Dri

LXM940 - Air-Mesh

LXM145 - 10" Adult inseam - Versa-Dri



SUB406



NFHS4



SUB826



SUB829



LXM140 Sub406



BLM019 Sub804
with navy undercover pattern

SHORT-SLEEVE LOOSE FIT TRAINING TOP

Adult Retail Price \$74 | Adult Team Price \$37
Youth Retail Price \$68 | Youth Team Price \$34
Adult XS-4X | Youth M-L (Min. Order 12)

FEATURES

Crew collar | Great for competition or training.

STYLES

- BLM019 | YBLM019 - Tech-Mesh
- BLM719 | YBLM719 - Versa-Dri
- BLM919 | YBLM919 - Air-Mesh
- BLM319 | YBLM319 - Comfort-Dri



Retail version of this product is available at Boathouse.com



SUB804



SUB121

- A
- B
- C



SUB802



SUB911



CTM955 NFHS2

MEN'S JOURNEY SHORT

Retail Price \$72 | Team Price \$36
Adult XS-4X (Min. Order 12)

FEATURES

Lightweight 4-way Quad-Stretch fabric | Quick drying | Elastic waistband with drawcord | Side pockets with drainage mesh if you get wet | Hidden inside zipper pocket | Faux front fly | 8½" inseam | Unlined

STYLES

- CTM955 - Sublimated
- CTM950 - Solid



NFHS2



SUB703

- A
- B
- C



BRAID100



NFHS4



LXM559 Custom

MEN'S SUMMER LEAGUE SHORT

Adult Retail Price \$80 | Adult Team Price \$40
 Boy's Retail Price \$72 | Boy's Team Price \$36

Adult XS-4X (Min. Order 12)

FEATURES

Great practice and league short | Swoop side panel inset | New, longer 10" seam on Adult sizes | 8" inseam on Boy's sizes | Two side-seam pockets | Relaxed and comfortable fit.

STYLES

LXM559 | YLXM559 - Versa-Dri
 LXM959 - Air-Mesh



SUB904



SUB825



NFHS4



NFHS3

MEN'S FEROCIOUS SHORT

Adult Retail Price \$84 | Adult Team Price \$42

Adult XS-4X (Min. Order 12)

FEATURES

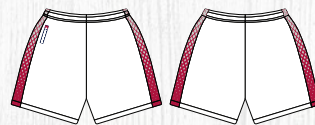
Baggy modern oversized styling | 8" inseam with no side vent | 4" side panels

STYLES

LXM550 - Micro-Tech Body / Flex-Mesh side panel
 LXM950 - Air-Mesh Body / Micro-Tech side panel



LXM550 NFHS4



NFHS4



NFHS2



NFHS3



SUB829



ORBITAL SHOULDER GUSSET



MEN'S MISSION JACKET

Retail Price \$142 | Team Price \$71 | Youth Price \$59
Adult XS-4X | Youth M-XL (Min. Order 6)

FEATURES

Orbital Shoulder Gussets™ | Fully lined in Micro-Mesh | Open cape for ventilation | Lined muff pocket | Drawcord bottom opening with cordlock.



1652 2-Color Supplex®
shown with optional piping

STYLES

Knit Cuffs & Wind Collar Standard
(Knit collar option available at no cost)

- 1652 2-Color Supplex®
- 1052 2-Color Pro-Tech®
- 1650 Solid Supplex®
- 1050 Solid Pro-Tech®
- Y1652 2-Color Supplex®

Elastic Cuffs & Self Collar

- 1652E 2-Color Supplex®
- 1052E 2-Color Pro-Tech®
- Y1652E 2-Color Supplex®

Optional Features

- Rollaway Hood: \$6
- Zippered Welt: \$6
(removes muff pocket)
- Weatherblock™: \$8
- Flannel: \$6
- Piping: \$6

IN STOCK COLORS

Team Stock Price \$58 | S-2X (Min. Order 6)



Stock Colors Available Now at Boathouse.com. Ships in 48 Hours.

SEE TRIM COLOR OPTIONS ON PG.112

WOMEN'S MISSION JACKET

Retail Price \$142 | Team Price \$71

Adult XS-3X (Min. Order 6)

FEATURES

Orbital Shoulder Gussets™ | Fully lined in Micro-Mesh | Open cape for ventilation | Lined muff pocket | Drawcord bottom opening with cordlock.



ORBITAL SHOULDER GUSSET



HIGHLY WATER RESISTANT



MODERATELY WARM



RELAXED FIT



ORBITAL SHOULDER GUSSET



W1650 Solid Supplex®
shown with optional piping

STYLES

Knit Cuffs & Wind Collar Standard

(Knit collar option available at no cost)

W1650 Solid Color Supplex®

W1050 Solid Color Pro-Tech®

W1652 2-Color Supplex®

W1052 2-Color Pro-Tech®

Elastic Cuffs & Self Collar

(Wind collar option available at no cost)

W1652E 2-Color Supplex®

W1052E 2-Color Pro-Tech®

Optional Features

Rollaway Hood: \$6

Zippered Welt: \$6

(removes muff pocket)

Weatherblock™: \$8

Flannel: \$6

Piping: \$6

IN STOCK COLORS

Team Stock Price \$58 | XS-XL (Min. Order 6)



Stock Colors Available Now at Boathouse.com. Ships in 48 Hours.

SEE TRIM COLOR OPTIONS ON PG.112

CUSTOMIZE ONLINE AT BOATHOUSE.COM

MEN'S VICTORY JACKET

Retail Price \$156 | Team Price \$78 | Youth Price \$60

Adult XS-4X | Youth M-XL (Min. Order 6)

FEATURES

Orbital Shoulder Gussets™ | Fully lined in Micro-Mesh | Open cape for ventilation | Zippered welt pocket | Also available in 2-color combo
Drawcord bottom opening with cordlock | Wind collar



ORBITAL
SHOULDER
GUSSET



2650 Solid Supplex®
shown with optional piping

STYLES

Knit Cuffs & Wind Collar Standard (Knit collar option available at no cost)

- 2650 Solid Supplex®
- 2050 Solid Pro-Tech®
- 2652 | Y2652 2-Color Supplex®
- 2052 2-Color Pro-Tech®

Elastic Cuffs & Self Collar

- (Wind collar option available at no cost)
- 2652E | Y2652E 2-Color Supplex®
 - 2052E 2-Color Pro-Tech®

Optional Features

- Rollaway Hood: \$6
- Zippered Welt: \$6
- Weatherblock™: \$8 (closed back)
- Flannel: \$6
- Piping: \$6

IN STOCK COLORS

Team Stock Price \$64 | S-2X (Min. Order 6)



Stock Colors Available Now at Boathouse.com. Ships in 48 Hours.

SEE TRIM COLOR OPTIONS ON PG.112

WOMEN'S VICTORY JACKET

Retail Price \$156 | Team Price \$78

Adult XS-3X (Min. Order 6)

FEATURES

New Women's fit | Orbital Shoulder Gussets™ | Fully lined in Micro-Mesh
 Open cape for ventilation | Zippered welt pocket | Also available in solid color combo | Drawcord bottom opening with cordlock



ORBITAL SHOULDER GUSSET



ORBITAL SHOULDER GUSSET



HIGHLY WATER RESISTANT



MODERATELY WARM



RELAXED FIT



W2652 2-Color Supplex® shown with optional piping

STYLES

Elastic Cuffs & Self Collar

(Wind collar option available at no cost)

W2652E | 2-Color Supplex®

W2052E 2-Color Pro-Tech®

Knit Cuffs & Wind Collar Standard

(Knit collar option available at no cost)

W2650 Solid Supplex®

W2050 Solid Pro-Tech®

W2652 2-Color Supplex®

W2052 2-Color Pro-Tech®

Optional Features

Rollaway Hood: \$6

Zippered Welt: \$6

Weatherblock™: \$8 (closed back)

Flannel: \$6

Piping: \$6

IN STOCK COLORS

Team Stock Price \$64 | XS-XL (Min. Order 6)



Stock Colors Available Now at Boathouse.com. Ships in 48 Hours.

SEE TRIM COLOR OPTIONS ON PG.112

CUSTOMIZE ONLINE AT BOATHOUSE.COM



3652E Supplex®

ALLIANCE PULLOVER

Retail Price \$110 | Team Price \$55

Adult XS-4X (Min. Order 6)

FEATURES

All the features of the Mission pullover with non-gusseted shoulders and closed back | Lined muff pocket | Available in solid and 2-color combos | Elastic cuffs and self collar | Lined in Micro-Mesh | Drawcord waist

STYLES

3652E - Supplex®

3052E - Pro-Tech®

Optional Features

Piping: \$6



HIGHLY WATER RESISTANT



MODERATELY WARM



RELAXED FIT



4652E Supplex®
shown with optional piping

CLASSIC JACKET

Retail Price \$116 | Team Price \$58 | Youth Price \$55

Adult XS-4X | Youth M-XL (Min. Order 6)

FEATURES

Closed back and non-gusseted shoulders | Lined in Micro-Mesh | Welt pockets | Available in solid and 2-color combos | Elastic cuffs and self collar | Drawcord waist

STYLES

4652E - Supplex®

Y4652E - Supplex®

4052E - Pro-Tech®

Optional Features

Piping: \$6



HIGHLY WATER RESISTANT



MODERATELY WARM



RELAXED FIT





MEN'S ATLAS PANTS

Retail Price \$98 | Team Price \$49

Adult XS-4X (Min. Order 6)

FEATURES


Comfortable elastic waistband | Zippered leg vent openings | Side seam pockets

STYLES

155

Optional Features

Piping: \$6



WOMEN'S HORIZON JACKET

Retail Price \$144 | Team Price \$72

Adult XS-3X (Min. Order 6)

FEATURES

Half-zip closure with 2 exposed zipped slash front pockets | Contrast slashes of color at side seam, shoulder and collar | Flat front cuff with back elastic | Princess seams for feminine shape and fit

STYLES

520



520

20% OFF PANTS WITH PURCHASE OF ANY JACKET



MEN'S & WOMEN'S BLAST PANT

Retail Price \$106 | Team Price \$53 | Youth Price \$43
 Adult XS-4X | Youth M-XL (Min. Order 6)

FEATURES

Full Micro-Mesh lining | 16" zipper at ankle (13" youth) | Side seam pockets

MEN'S BLAST STYLES

- 169E - Elastic leg Supplex®
- 169S | Y169S - Straight leg Supplex®
- 109S - Straight leg Pro-Tech®

WOMEN'S TEMPEST STYLES

- 103S - Straight leg Pro-Tech®
- 163S - Straight leg Supplex®

Optional Features

Piping: \$6
 Flannel: \$6

MEN'S IN STOCK COLORS

Team Stock Price \$46 | XS-2X (Min. Order 6)



MEN'S & WOMEN'S COLORBLOCK PANT

Retail Price \$112 | Team Price \$56 | Youth Price \$43
 Adult XS-4X (Min. Order 6)

FEATURES

Full Micro-Mesh lining | 16" zipper at ankle (13" youth) | Side seam pocket
 Colorblock style includes double piping

MEN'S BLAST STYLES

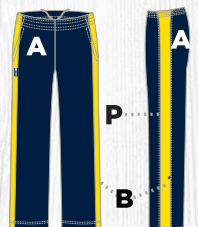
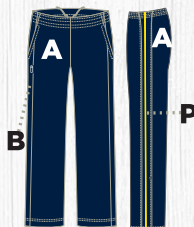
- 169ECB - Elastic leg Supplex®
- 169SCB - Straight leg Supplex®
- 109SCB - Straight leg Pro-Tech®

WOMEN'S TEMPEST STYLES

- 163SCB - Straight leg Supplex®
- 103SCB - Straight leg Pro-Tech®

Optional Features

No Piping: \$0
 Flannel: \$5



BUILD YOUR OWN FULLY-CUSTOMIZABLE TEAM STORE

Don't lift a finger: Boathouse will set up store, take orders online, collect payment, ship orders individually and promote the store to your customer email list.

ORDER ONLINE
INSTANTLY
AND RECEIVE IN
5 WEEKS!

Team Stores can be created within minutes after choosing your products and logo.

We were the first: Boathouse created the first team store.



DESIGN YOUR OWN TEAM STORE AT BOATHOUSE.COM/TEAM-STORES

SIZE CHART

BOATHOUSE SIZE CHART

Contact your Sales or Customer Service Representative for sizing information on all Boathouse basic styles.

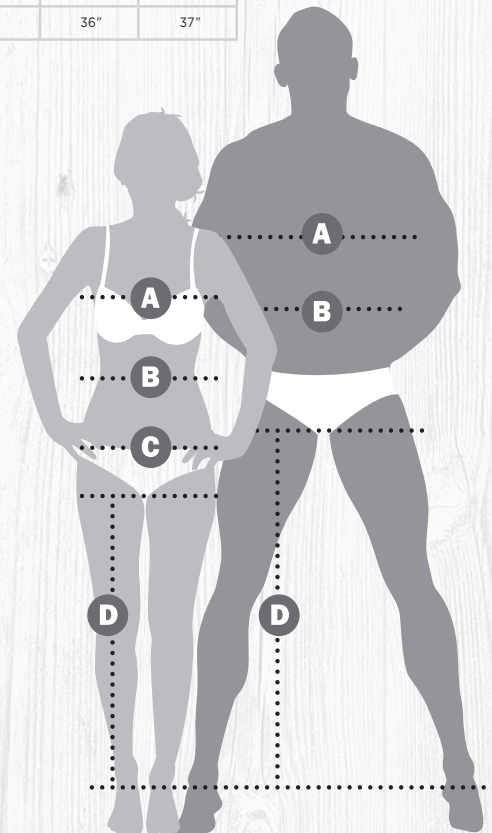
NOTE: If you are not confident in sizing for your team, call customer service for samples or purchase retail at Boathouse.com

UNISEX	X-Small	Small	Medium	Large	X-Large	2XL	3XL	4XL
Height	5'5" - 5'7"	5'7" - 5'9"	5'9" - 5'11"	5'11" - 6'1"	6'1" - 6'3"	6'3" - 6'5"	6'5" - 6'7"	6'7" - 6'9"
Weight	115 - 130	130 - 160	160 - 185	185 - 210	210 - 240	240 - 275	275 - 310	310
Chest	32" - 35"	35" - 38"	38" - 41"	41" - 44"	44" - 47"	47" - 50"	50" - 53"	53" - 56"
Sleeve	30"	31"	33"	35"	37"	38"	39"	39"
Waist	26" - 28 1/2"	28 1/2" - 31"	31" - 33 1/2"	33 1/2" - 36"	36" - 38 1/2"	38 1/2" - 41"	41" - 43 1/2"	43 1/2" - 46"
Hip	32" - 35"	35" - 38"	38" - 41"	41" - 44"	44" - 47"	47" - 50"	50" - 53"	53" - 56"
Inseam (Regular)	28"	30"	31"	32"	33"	34"	34 1/2"	34 1/2"
Inseam (Tall)	32"	34"	35"	36"	37"	38"	38 1/2"	38 1/2"

WOMEN/GIRLS	Girls X-Small	Girls Medium	Girls Large	X-Small	Small	Medium	Large	X-Large	2XL	3XL
Dress Size	4 - 6X	8 - 10	12 - 14	2	4 - 6	8 - 10	12 - 14	16 - 18	20	22
Height	4'2" - 4'4"	4'6" - 4'11"	4'11" - 5'3"	5'	5'2"	5'6"	5'10"	6'0"	6'3"	6'4"
Weight	76 - 95	96 - 105	105 - 116	90 - 104	105 - 129	130 - 154	155 - 179	180 - 194	195	210
Chest	27 3/4"	30 1/4"	30" - 32"	31" - 33"	33" - 35"	35" - 37"	37" - 39"	39" - 42"	42" - 44"	44" - 46"
Sleeve	27"	28"	29"	30"	30"	31"	32"	33"	35"	37"
Waist	21" - 23"	23" - 24"	25"	23" - 25"	25" - 27"	27" - 29"	29" - 32"	32" - 34"	34" - 37"	38" - 39"
Hip	29"	31"	32"	32" - 34"	35" - 36"	37" - 39"	40" - 42"	41" - 44"	45" - 47"	48" - 50"
Inseam (Reg)	24"	16"	28"	28"	29"	30"	31"	32"	33"	34"
Inseam (Tall)	-	-	-	31"	32"	33"	34"	35"	36"	37"

*Call for 5XL sizing

YOUTH/BOYS	Medium	Large	X-Large
Height	4'6" - 4'11"	5' - 5'4"	5'4" - 5'8"
Weight	76 - 95	96 - 115	116 - 135
Chest	28" - 29"	30" - 32 1/2"	32 1/2" - 35"
Sleeve	27"	28"	29"
Waist	24 1/2" - 25 1/2"	25 3/4" - 27 1/4"	27 1/4" - 28"
Inseam	24"	26"	28"



HOW TO MEASURE

A: Chest/Bust

Measure under your arms, around the fullest part of your chest.

B: Waist

Measure around your natural waistline, keeping tape a bit loose.

C: Hip (Women only)

Measure around the fullest part of your body at the top of your legs.

D: Inseam

Using pants that fit well, measure from the crotch seam to the bottom of the leg.

ORDER DETAILS

HOW TO ORDER

Call us toll-free at 800.875.1883 and we will be happy to answer any questions regarding sizing, etc. Visit us on-line at www.boathouse.com

CONTACTING CUSTOMER SERVICE

Contact customer service by calling 800.875.1883. Order inquiries may be made by phone, Monday through Friday EST: 8:30 am to 5:00 pm.

ORDER MINIMUMS

Minimums vary by product and are noted in the catalog next to the pricing information for each style. Orders that reach and/or exceed minimum will be charged team price. Under minimum orders will be charged retail price. Please note, most of our training gear styles are not available under minimum.

SIZE SURCHARGES

For sizes 3XL-5XL add 15% to the list price of the complete garment (including logo application.)

TO START YOUR ORDER

We will begin your order upon receipt of the following information:

1. Final style, including fabric, lining, options and color(s).
2. Final quantity and sizes.
3. All artwork, logo design information and names and numbers if desired. If you desire individual names or numbers on your garments you must provide us with a typed list corresponding the appropriate names/number to the garment size. This can be e-mailed to the factory.
4. Payment (full payment, deposit or Purchase Order)
5. An estimated shipping date will be applied to your order after art approval

Important color notes: Garment photos and color charts shown in this catalog may not match the actual fabric color due to variations and inconsistencies in printing inks versus fabric dyes. If you would like to see a sample fabric swatch, please call us. Although sublimation printing is precise, slight color variations sometimes occur.

CHANGING AN ORDER

Our goal is to service all customers as quickly and efficiently as possible. **Therefore, please note that once an order is in production, we cannot make changes to the order. Additions will be handled as a separate order with all applicable surcharges and processed immediately.**

REORDERS

Every Boathouse style and design is kept on record permanently. On most styles we honor reorders with no high minimums or surcharges.

PAYMENT METHODS

We need one of the following before we can process your order:

1. **Prepayment:** You pay the full balance when placing the order. Your order will be shipped immediately upon completion.
2. **Deposit/Prepay:** A 50% deposit will start your order. The balance is due prior to shipping. We will ship your order, balance due, C.O.D. upon request. There will be a \$5.00 C.O.D. charge.
3. **Purchase Order:** We will accept a written institutional purchase order once your credit is approved. Orders are billed net 30 days. Overdue accounts accrue a 1.5% monthly service charge. Shipping is FOB PHILADELPHIA. A hard copy of P.O. must be received at the factory in Philadelphia via mail, e-mail or faxed to 215.425.2068 with order.

Taxes: Many states require that we collect sales tax. If your institution is tax exempt, we must have a copy of your tax exempt status on file to avoid adding tax to your order. Please call customer service or your Team Sales Consultant with questions.

PAYMENT OPTIONS

Check or Money Order (A single check per order, please.) Please make checks payable to BOATHOUSE SPORTS and send directly to:

Boathouse Row Sports, LTD
425 E. Hunting Park Ave
Philadelphia, PA 19124



*Online orders additionally accept Paypal, JCB, and Diners Club

Ask Us About Quantity Discounted Pricing of up to 25% Off!

Visa, Mastercard, American Express and Discover (Card is charged when the order is placed.)

Purchase Order: We will accept a written institutional purchase order with approved credit. Orders are billed net 30 days. Overdue accounts accrue a 1.5% monthly service charge. Shipping is FOB PHILADELPHIA. A hard copy of the purchase order must be received at the factory in Philadelphia via mail, e-mail or faxed to 215.425.2068 prior to shipping.

International Orders must be prepaid before shipment.

SHIPPING

Most orders are shipped via standard Ground Services. Expedited shipping is available at customer request and expense. All orders are FOB (Freight On Board) FACTORY, PHILADELPHIA"

Note: Please inspect all orders upon receipt. You must notify us of any discrepancies within 10 days of receipt. (Please keep shipping boxes until goods are accepted as the carrier may need to inspect damaged boxes.)

SHIPPING COSTS

All outerwear and sweats	\$1.50 per garment
Uniforms and other (\$10.00 minimum)	\$.75 per garment

DELIVERY TIME

Most custom orders are completed in 4 weeks or less.

Orders that require new art: We create art based on your specifications then e-mail the art file to you for approval. The faster the art is approved, the faster we can deliver. Delays in the art approval process may delay an order.

Important: Due to the variables inherent in custom manufacturing, all delivery dates quoted are estimates only and cannot be guaranteed.

RETURNS & REPAIRS

All custom made garments or lettered items may not be returned or exchanged. If we make a mistake, we will make it right! But please make sure that your choices are exactly what you want before you place your order.

Should you need to return something to us, please call Customer Service at 800.875.1883 for a return authorization (RA) number. This will speed up the return process. Returned garments must be clean (by law.) Soiled garments will be returned to the customer without repairs being processed.



OUR SUPERIOR QUALITY ALLOWS OUR CUSTOM PRODUCTS TO WITHSTAND THE MOST RIGOROUS USE. HOWEVER, IF YOU SHOULD EXPERIENCE ANY PROBLEM WITH THE QUALITY OF OUR WORKMANSHIP OR MATERIALS, WE WILL GLADLY REPAIR OR REPLACE YOUR CUSTOM PRODUCT.

CONTACT YOUR REP OR ORDER ONLINE

BOATHOUSE.COM

PH 800.875.1883

FX 215.425.2068



**HANDCRAFTED IN
PHILADELPHIA**

