


FORM CHAIR COLLECTION



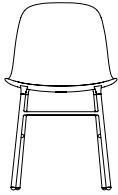
normann
COPENHAGEN




PERFECT SHAPE AND ENDLESS POSSIBILITIES

Form tells the story of a design company and a designer with the vision of creating the perfect chair. A tribute to form itself, the uncompromising design combines a strong design idiom with comfortable curves and an innovative industrial technique. The sleek mounting solution developed especially for the Form chair creates a natural integration between seat and base and makes it possible to mount different types of bases in the same openings. While retaining a homogenous and aesthetic design, the Form chair can be customized from more than 100.000 possible combinations of models, colors, textiles and bases, offering a wealth of opportunities for creative expression.

COLLECTION OVERVIEW




Form Chair Steel, Chrome, Brass
H: 80 x L: 48 x D: 52 x SH: 44 cm




Form Armchair Steel, Chrome, Brass
H: 80 x L: 56 x D: 52 x SH: 44 x AR: 66,5 cm




Form Chair Wood
H: 80 x L: 48 x D: 52 x SH: 44 cm




Form Armchair Wood
H: 80 x L: 56 x D: 52 x SH: 44 x AR: 66,5 cm



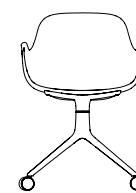
Form Chair Swivel 4L
H: 80 x L: 50 x D: 52 x SH: 44 cm



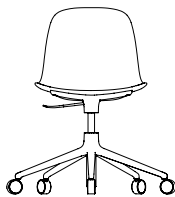
Form Armchair Swivel 4L
H: 80 x L: 56 x D: 52 x SH: 44 x AR: 66,5 cm



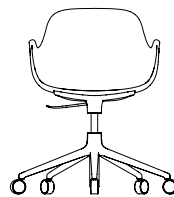
Form Chair Swivel 4W
H: 80 x L: 52 x D: 52 x SH: 44 cm



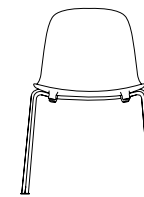
Form Armchair Swivel 4W
H: 80 x L: 56 x D: 52 x SH: 44 cm



Form Chair Swivel 5W gaslift
H: 73/86 x L: 72,5 x D: 72,5 x SH: 37/50 cm

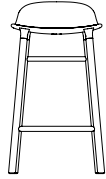


Form Armchair Swivel 5W gaslift
H: 73/86 x L: 72,5 x D: 72,5 x SH: 37/50 x AR: 59/72 cm




Form Chair Stacking
H: 79 x L: 58,5 x D: 52 x SH: 44,2 cm

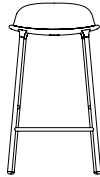
COLLECTION OVERVIEW



Form Barstool 65 cm Wood
H: 77 x L: 43 x D: 42,5 x SH: 65 cm




Form Barstool 75 cm Wood
H: 87 x L: 45 x D: 45 x SH: 75 cm



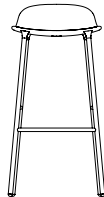
Form Barstool 65 cm Steel, Chrome, Brass
H: 77 x L: 42 x D: 42,5 x SH: 65 cm



Form Bar Chair 65 cm Steel
H: 100 x L: 48 x D: 52 x SH: 65 cm



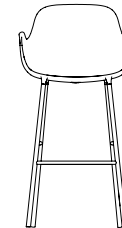
Form Bar Armchair 65 cm Steel
H: 100 x L: 56 x D: 54,5 x SH: 65 x AR: 87 cm



Form Barstool 75 cm Steel, Chrome, Brass
H: 87 x L: 44 x D: 44 x SH: 75 cm



Form Bar Chair 75 cm Steel
H: 110 x L: 49 x D: 54,5 x SH: 75 cm



Form Bar Armchair 75 cm Steel
H: 110 x L: 56 x D: 54,5 x SH: 75 x AR: 97 cm





PRODUCT FACTS

Description

Form is a contemporary chair series offering impeccable comfort and a strong design idiom. The unique connectors developed especially for the Form series create a smooth transition between the seat and frame, while making it possible to seamlessly adapt the chair to various kinds of leg types. Form is available in a wide variety of variations including dining chairs with optional armrests and a range of barstools and bar chairs.

Designer / Year Of Design

Simon Legald / 2014

Material

Shell: Polypropylene / Polypropylene with upholstery
Legs: Powder coated steel / Chrome / Brass plated steel / Powder coated aluminum / Lacquered oak / Lacquered walnut / Painted and lacquered oak

Construction

Form is delivered assembled. The molded connectors match the legs in color, creating a seamless transition from legs to shell.

Maintenance

Clean with damp cloth.

Accessories

Comes with PE/POM/PP glides. Felt glides can be purchased separately. See Glides Overview.

Can be connected with our Chair Link.

Form chair (wood, steel and stacking) is compatible with our Chair Suspension.

Form seat cushion for the Form chair and Form armchair can be purchased separately.

PRODUCT FACTS

Test

Form chair wood, steel, chrome and brass

EN 1022:2005 and EN 16139:2013. Level 2

Form armchair wood, steel, chrome and brass

EN 1022:2005 and EN 16139:2013. Level 2

ANSI/BIFMA X5.4-2012

Form bar stool steel, chrome, brass and wood 65 cm

EN 1022:2005 and EN 16139:2013. Level 2

ANSI/BIFMA X5.4-2012

Form bar stool steel, chrome, brass and wood 75 cm

EN 1022:2005 and EN 16139:2013. Level 2

ANSI/BIFMA X5.4-2012

Form bar stool stacking steel and chrome 65 cm

EN 1022:2005 and EN 16139:2013. Level 2

Form bar stool stacking steel and chrome 75 cm

EN 1022:2005 and EN 16139:2013. Level 2

ANSI/BIFMA X5.4-2012





MATERIAL OPTIONS

Shell and steel legs



White



Grey



Black



Blue



Green



Red



Light Grey



Warm Grey



Cream



Brown



Bright Red



Bright Blue

Wood legs



Oak



Black oak



Walnut

Swivel 4 legs / Swivel 4 wheels / Swivel 5 wheels gaslift



Aluminum



Black Aluminum

Upholstery (all available in all colors)

Camira: Synergy, Main Line Flax, Aquarius, Oceanic and Yoredale

Kvadrat: Remix 3, Canvas, Steelcut Trio, Hallingdal, Divina, Divina MD, Divina melange, Fiord, Vidar, Sahco Elle, Sahco Zero

Sørensen Leather: Ultra

The listed upholstery options come in a wide range of colors. See our [Material Guide](#) for color references.

Contact

Normann Copenhagen

Niels Hemmingsens Gade 12, 1153 Copenhagen, Denmark

normann@normann-copenhagen.com

+45 35 55 44 59

normann

C O P E N H A G E N