

Dimension: 75 x 150 mm

FRONT

- Do not place any metallic objects onto the charger.
- Ne placez aucun objet métallique sur le chargeur.
- No coloque ningún objeto metálico sobre el cargador.
- Legen Sie bitte keine Metallgegenstände auf das Ladegerät.
- Non posizionare oggetti metallici sul caricatore.
- Şarj cihazının üzerine metal cisimler koymayın.
- Não coloque objetos metálicos no carregador.
- Не кладите металлические предметы на зарядное устройство.
- 充電器の上に金属物を置かないでください。
- 충전기에 금속성 물체를 두지 마십시오.
- 請勿在充電器上放置任何金屬物品。
- 請勿在充電器上放置任何金屬物品。

NEED HELP?

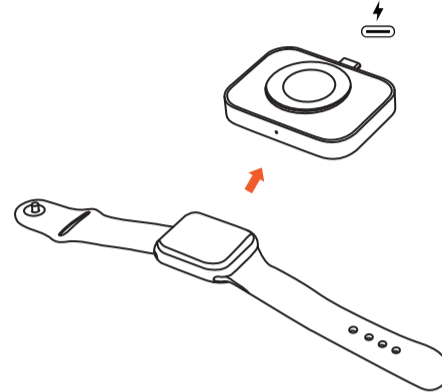
BESOIN D'AIDE POUR? | ¿NECESITAS AYUDA? |
BRAUCHEN SIE HILFE? | HAI BISOGNO DI AIUTO? |
YARDIMA MI İHTİYACINIZ VAR? | PRECISO DE AJUDA? |
НУЖНА ПОМОЩЬ? | 助けが必要? | 도움이 필요하다? |
需要幫忙? | 需要幫忙?

+1 858 268 1800 support@satechi.com

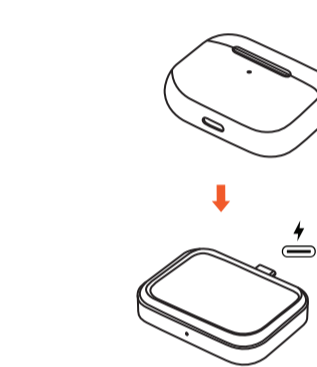
PLUG & PLAY

PLUG & PLAY | PLUG & PLAY | PLUG & PLAY | PLUG & PLAY |
TAK ÇALIŞTIR | PLUG & PLAY | PLUG & PLAY |
プラグ&プレイ | 플러그 앤 플레이 | 即插即用 | 即插即用

A FRONT



B BACK



S A T E C H I

USB-C™ 2 IN 1 WIRELESS CHARGING DOCK

User Manual

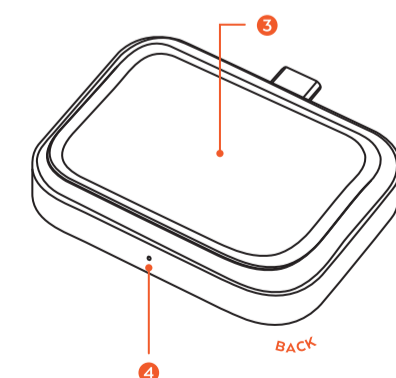
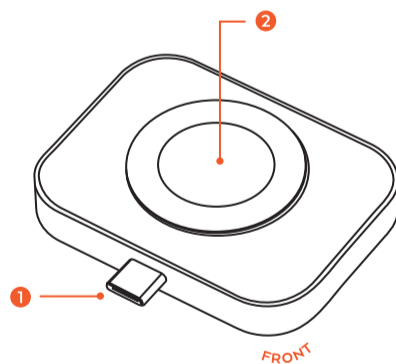


Manuel d'utilisateur | Manual de usuario |
Bedienungsanleitung | Manuale dell'utente |
Kullanım kılavuzu | Manual do usuário |
Руководство пользователя | ユーザーマニュアル |
사용 설명서 | 用戶手冊 | 用戶手冊

BACK

FUNCTIONS

FONCTIONS | FUNCIONES | FUNKTIONEN | FUNZIONI |
FONKSİYONLAR | FUNÇÕES | ФУНКЦИИ | 機能 | 기능 |
功能 | 功能



1. USB-C Connector

Connecteur USB-C | Conector USB-C | USB-C Anschluss |
Connettore USB-C | USB-C Konektör | Conector USB-C |
Коннектор USB-C | USB-C코넥터 | USB-C 커넥터 |
USB-C 接口 | USB-C 接口

2. Apple Watch Magnetic Charger (Max. 2.5W)

Apple Watch Chargeur Magnétique (Max 2.5W) | Cargador magnético para Apple Watch (máx. 2.5W) | Magnetisches Ladegerät für die Apple Watch (Max. 2.5W) | Caricabatterie magnetico per Apple Watch (max 2.5 W) | Apple Watch Manyetik Şarj Cihazı (Maks. 2.5 W) | Carregador magnético Apple Watch (máx. 2,5 W) | Магнитное зарядное устройство Apple Watch (макс. 2,5 Вт) | 애플워치 자기 충전기 (최대 2.5W) | Apple Watch 磁力充電器 (最大 2.5W) | Apple Watch 磁力充電器 (最大 2.5W)

3. AirPods Charger (Max. 5W)

AirPods Chargeur (Max 5W) | Cargador para AirPods (Max 5W) | Ladegerät für die AirPods (Max. 5W) | Caricabatterie magnetico per AirPods (max 5 W) | AirPods Şarj Cihazı (Maks. 5W) | Carregador AirPods (Max. 5W) | Зарядное устройство AirPods (макс. 5 Вт) | AirPods 충전기 (최대 5W) | AirPods 充電器 (最大 5W) | AirPods 充電器 (最大 5W)

4. LED Indicator

Indicateur LED | Indicador LED | LED-Anzeige | Indicatore LED |
LED göstergesi | Indicador LED | Светодиодный индикатор |
LED 인ジ케이터 | LED 표시기 | LED 指示灯 | LED 指示灯

IMPORTANT

IMPORTANT | IMPORTANTE | WICHTIG | IMPORTANTE |
Önemli | Importante | Важный | 重要 | 중대한 |
重要事項 | 注意

• Apple Watch charger and AirPods charger cannot work simultaneously.

• Le chargeur Apple Watch et le chargeur AirPods ne peuvent pas fonctionner simultanément.

• El cargador Apple Watch y el cargador AirPods no pueden funcionar simultáneamente.

• Das Apple Watch Ladegerät und das AirPods Ladegerät können nicht gleichzeitig funktionieren.

• Il caricabatterie Apple Watch e il caricabatterie AirPods non possono funzionare contemporaneamente.

• Apple Watch şarj cihazı ve AirPods şarj cihazı aynı anda çalışamaz.

• O carregador do Apple Watch e o carregador do AirPods não podem funcionar simultaneamente.

• Зарядные устройства Apple Watch и AirPods не могут работать одновременно.

• Apple Watch 充電器とAirPods 充電器は同時に動作できません。

• Apple Watch 충전기와 AirPods 충전기는 동시에 작동 할 수 없습니다.

• Apple Watch 充電器和AirPods 充電器不能同時工作。

• Apple Watch 充电器和AirPods 充电器不能同时工作。