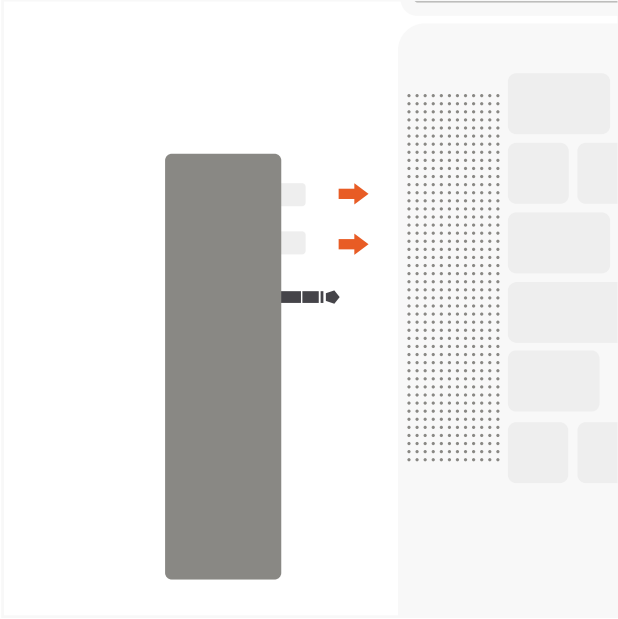
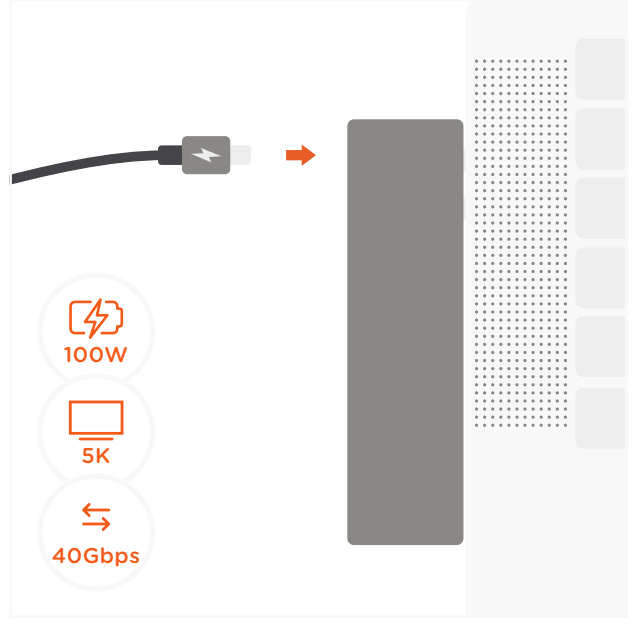


PRO HUB MAX ADAPTER

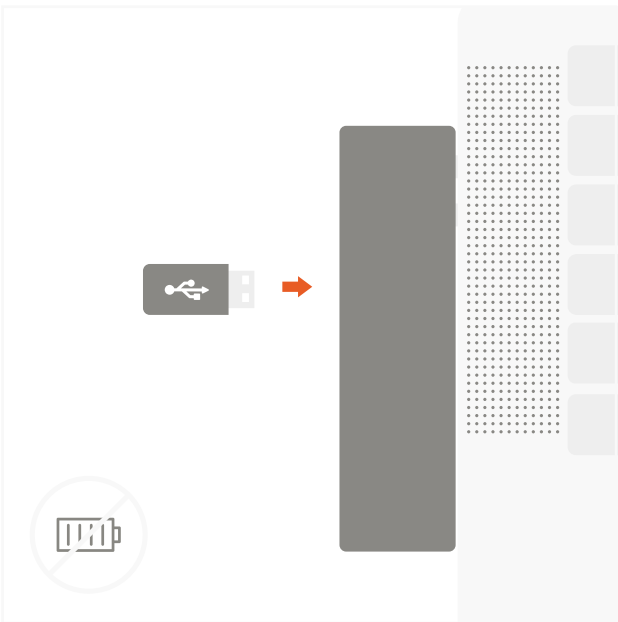
- 1** Connect the Hub into Thunderbolt ports on your MacBook.




- 2** Use the USB4 port to charge your device up to 100W, up to 5K 60Hz display output, and up to 40 Gbps data transfer.



- 3** Use USB-A data port to connect USB device up to 5Gbps.
Does not support charging or CD readers, including Apple USB SuperDrive



- 4** Connect an Ethernet cable to the adapter's Gigabit Ethernet port.



- !** The MagSafe 3 port on the MacBook Pro 16 inch will charge at up to 140w while the USB4 port will support up to 100W max. For fast-charging, connect directly to MagSafe 3 port. To reach 5K video output, you will need to use a computer, Thunderbolt cable, and monitor that supports 5K.