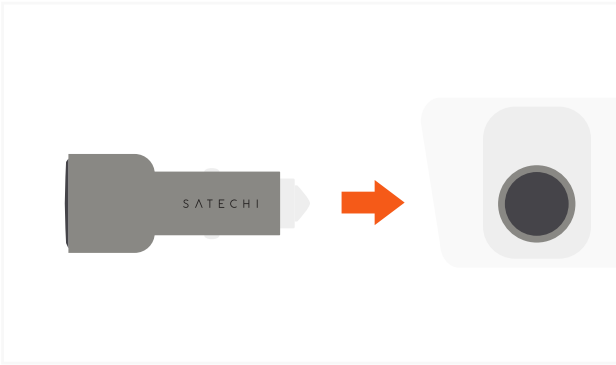
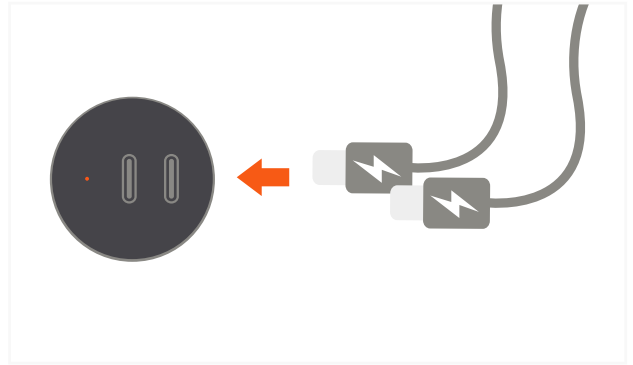


40W DUAL USB-C PD CAR CHARGER

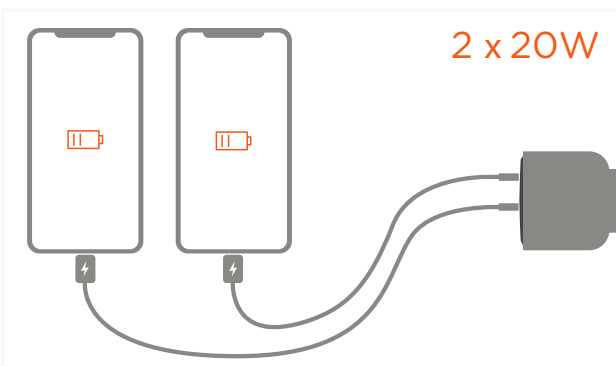
- 1 Plug in the charger into your car's auxiliary power outlet.




- 2 Connect cables (sold separately) to the charger's PD ports.
We always recommend using certified charging cables.



- 3 Charge up to two USB-C devices at the same time – up to 20W each.
Max total 40W



- 4 Supports fast charging with USB-C to Lightning cable (sold separately).



- 5 Disconnect devices when fully charged.

