


ELEVATION

POWER POLE REFLECTED VIEW

**NOTE:**

1. Mounting plate must be installed by the contractor prior to installation of the poles (by Chaparral or others).
2. Design of channel mounting plate, unistrut trapeze and / or anchorage varies depending on site conditions and local codes. Final design to be determined by architect and engineer, and comply with local code.

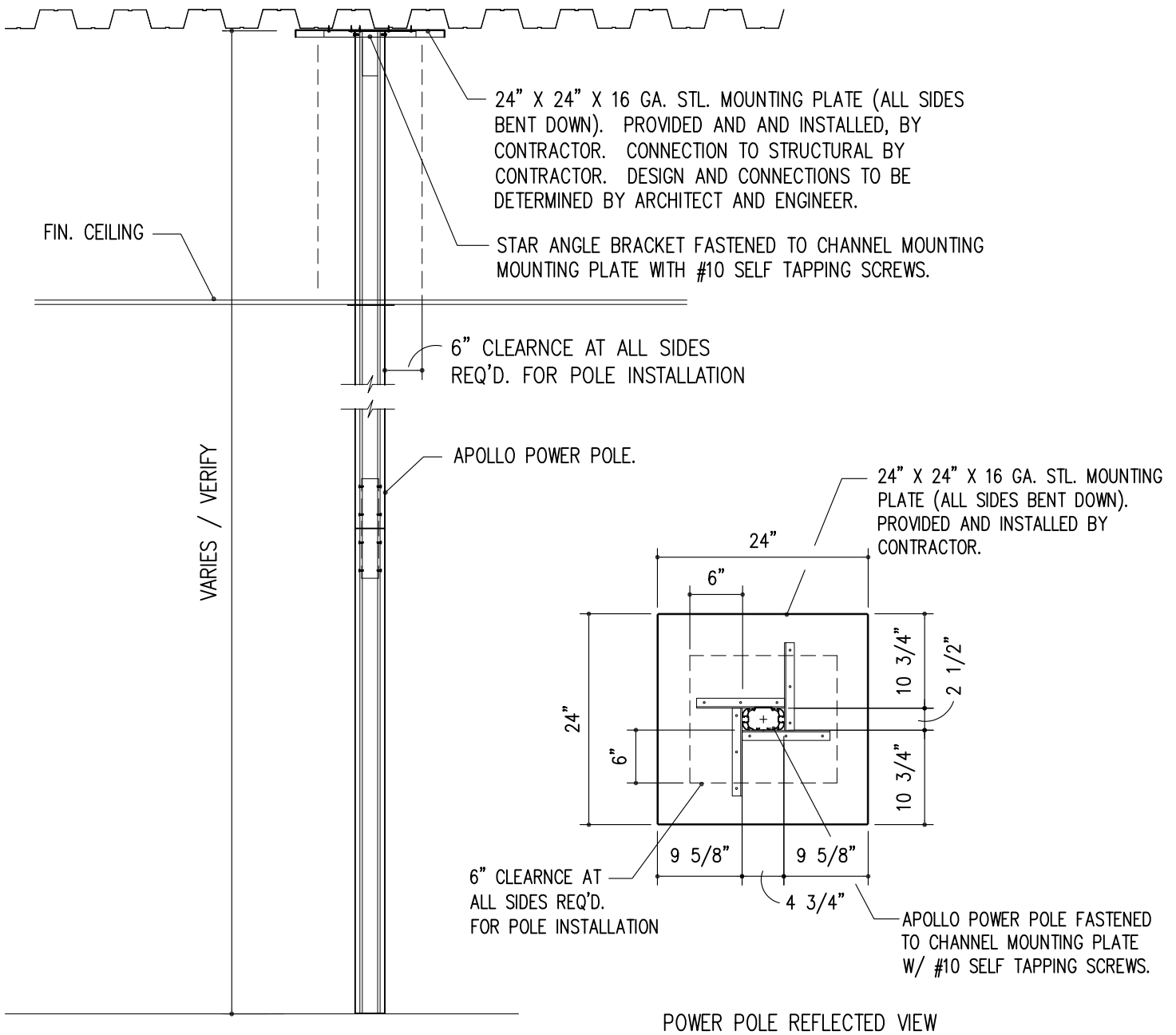
This drawing is the property of Chaparral 1 Inc. and is loaned subject to the condition that it is not to be copied, reproduced or distributed either whole or in part and is not to be used directly or indirectly excepting under the supervision of Chaparral 1 Inc. Nor may it be used in any way that is detrimental to the interests of Chaparral 1 Inc.



P.O. Box 11368  
 Portland, OR. 97211 - 0368  
 Ph: (503) 285-9553  
 Toll Free Ph: (888) 246-9348  
 Fax: (503) 285-9526  
 Toll Free Fax: (877) 246-9526  
 www.chaparralfixtures.com

**Apollo Pole**  
**Top Connection Requirements**  
**Option "A"**  
**"Trapeze" Mounting Plate to Avoid**  
**Overhead MEP Fixtures.**

**Date:**  
 3-27-14  
**Sheet**  
 1




ELEVATION

**NOTE:**

1. Mounting plate must be installed by the contractor prior to installation of the poles (by Chaparral or others).
2. Design of channel mounting plate and anchorage varies depending on site conditions and local codes. Final design to be determined by architect and engineer, and comply with local code.

This drawing is the property of Chaparral 1 Inc. and is loaned subject to the contition that it is not to be copied, reproduced or distributed either whole or in part and is not to be used directly or indirectly excepting under the supervision of Chaparral 1 Inc. Nor may it be used in any way that is detrimental to the interests of Chaparral 1 Inc.



P.O. Box 11368  
 Portalnd, OR. 97211 - 0368  
 Ph: (503) 285-9553  
 Toll Free Ph: (888) 246-9348  
 Fax: (503) 285-9526  
 Toll Free Fax: (877) 246-9526  
 www.chaparralfixtures.com

**Apollo Pole  
 Top Connection Requirements  
 Option "B"  
 Mounting Plate Mounted Directly  
 to Overhead Structural**

Date:  
 3 - 27 - 14

---

Sheet  
 2