

Object/Interface

objectinterface.ca

BRASS RAIL SHELVING



48 RUSHOLME ROAD
TORONTO CANADA
M6J 3H4

T + 1 647 406 2173
W objectinterface.ca
E info@oniprojects.com

Object/Interface

BRASS RAIL SHELVING

AN ELEGANTLY SIMPLE, FULLY ADJUSTABLE, PARTIAL WALL-MOUNTED SHELVING UNIT, HAND MADE WITH SUPERIOR QUALITY MATERIALS.

DESIGN — RYAN TAYLOR, 2016

MATERIALS

BRASS, SAPELE

FINISH

BRASS — UNCOATED (WILL PATINA WITH USE)

SAPELE — CLEAR SATIN LACQUER

OVERALL DIMENSIONS*

BRS-1 84" (213CM) H X 27" (68.5CM) W X 12" (30CM) D

SHELF DIMENSIONS*

4 @ W 27" (68.5CM) X D 11.25" (29CM)

2 @ W 27" (68.5CM) X D 9.25" (23CM)

PACKAGE DIMENSIONS & SHIPPING*

THIS ITEM SHIPS IN TWO BOXES:

1@ DIMENSIONS: 28" (71CM) X 12" (30CM) X 6" (15CM)

WEIGHT: 50 LBS (22 KG)

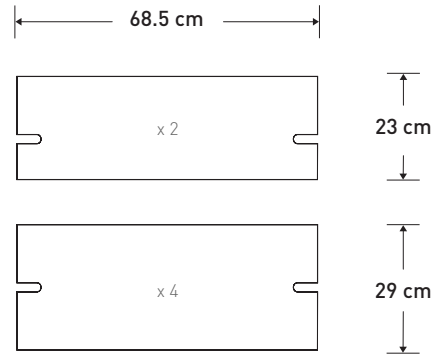
1@ DIMENSIONS: 85" (215CM) X 4" (10CM) X 4" (10CM)

WEIGHT: 20 LBS (9 KG)

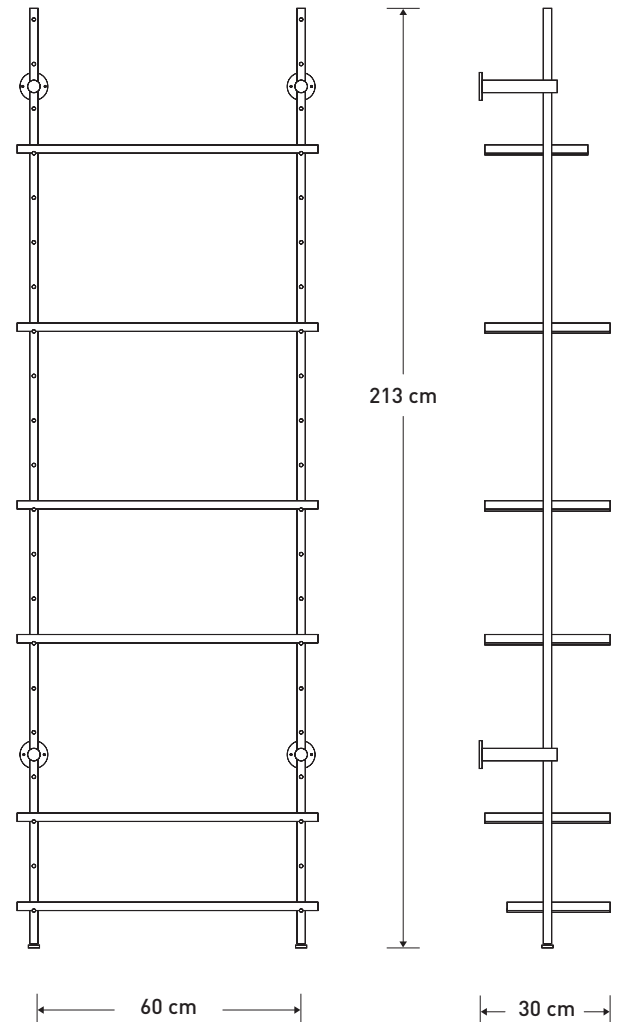
SHIPS FROM: TORONTO, CANADA, M8V 4E6

*DIMENSIONS PROVIDED ARE BASED ON A SINGLE SECTION

SHELF DETAIL



BRS-1



MADE IN CANADA.

48 RUSHOLME ROAD
TORONTO CANADA
M6J 3H4

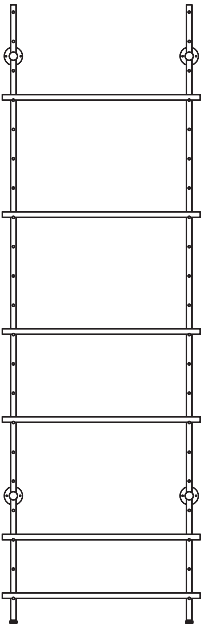
T + 1 647 406 2173
W objectinterface.ca
E info@oniprojects.com

Object/Interface

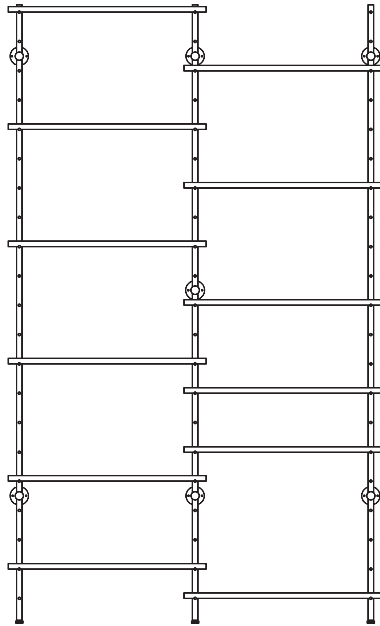
CONFIGURATIONS

SCALABLE CONFIGURATIONS FOR ANY ROOM — ADD AS MANY SECTIONS AS YOU NEED.

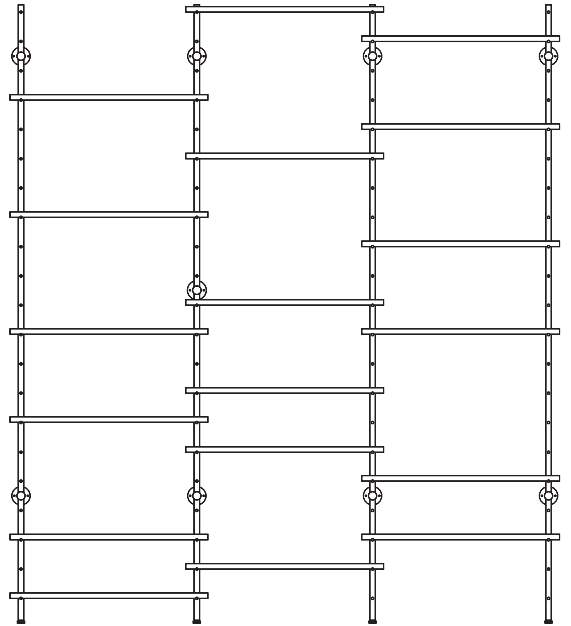
BRS-1



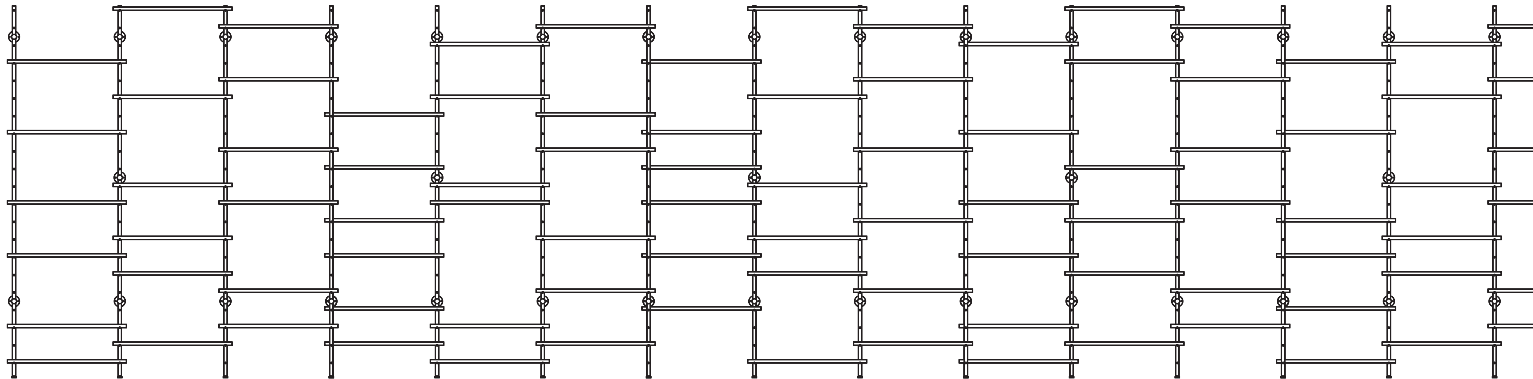
BRS-2



BRS-3



BRS-∞



Object/Interface

48 RUSHOLME ROAD
TORONTO CANADA
M6J 3H4

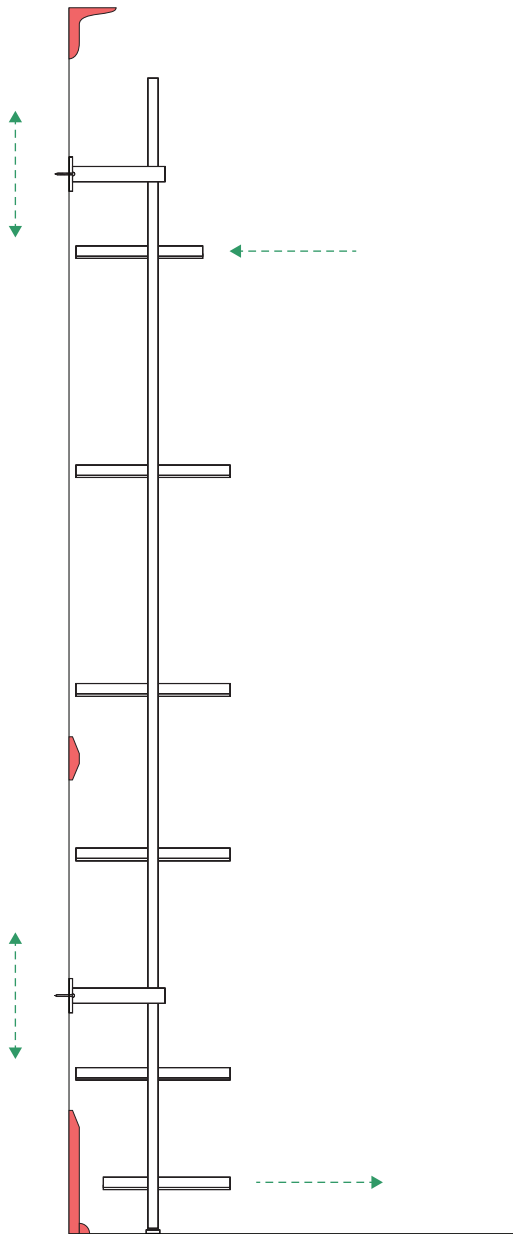
T +1 647 406 2173
w objectinterface.ca
E info@oniprojects.com

DESIGNED TO FIT

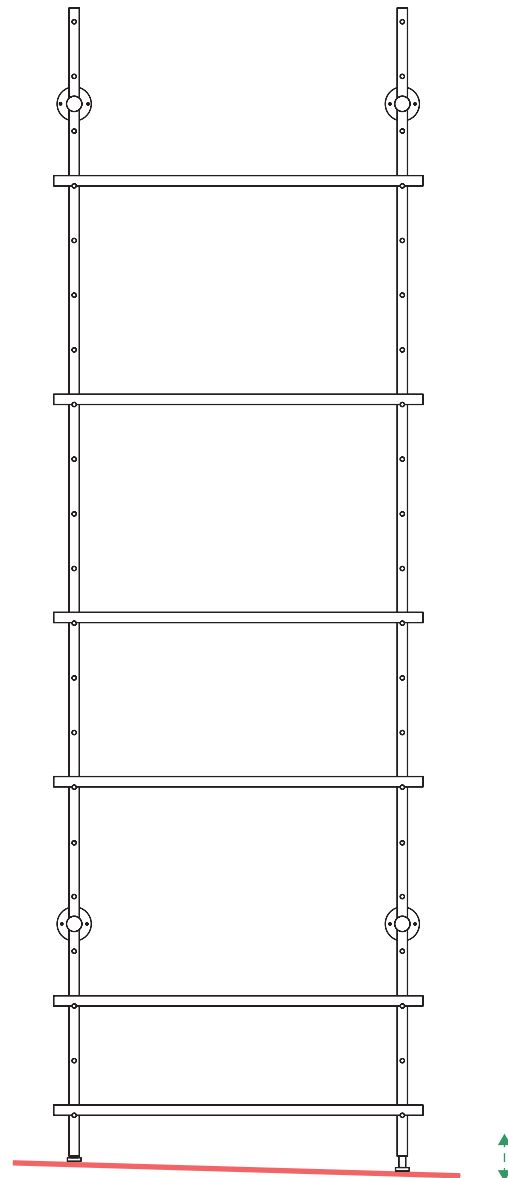
THE WALL BRACKETS SLIDE ON THE RAIL FOR FLEXIBLE MOUNTING WHILE THE SMALLER REVERSIBLE SHELVES CAN BE SET IN OR OUT FROM THE WALL SO YOU CAN CHOOSE THE BEST PLACEMENTS AWAY FROM TRIM & MOLDINGS.

THE THREADED FEET ALLOW FOR UP TO 1" (2.5CM) OF ADJUSTMENT TO LEVEL THE SHELVES ON UNEVEN FLOORS. SEE IT IN ACTION: TAKE A CLOSER LOOK AT THE PHOTO ON THE FIRST PAGE.

WALL PROFILE



UNEVEN FLOOR



Object/Interface

BRASS RAIL SHELVING

objectinterface.ca

