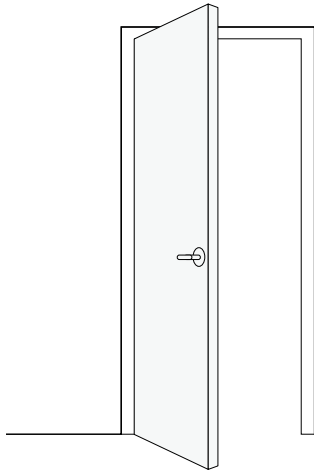



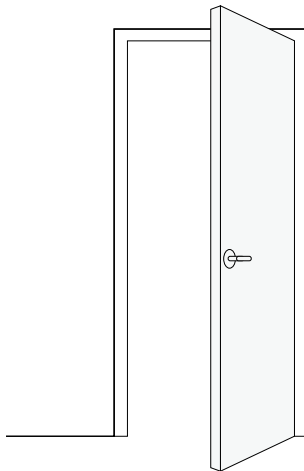
Left Pull



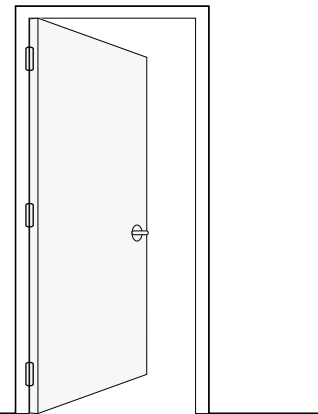
Left Push



Right Pull



Right Push



**Key Information:** When selecting your door type, please note that a push door must have a minimum thickness of 50 mm, while a pull door can be 40 mm thick. This difference is due to the hinge placement within the frame. In the case of a push door, the hinges are positioned further back in the frame, necessitating a thicker door. Refer to the illustration below, which displays a photograph and cross-section of both a pull door and a push door within a Xinnix X2 frame.

