

Models LT843 LT846 Heavy Duty Passage Latch with through bolting holes

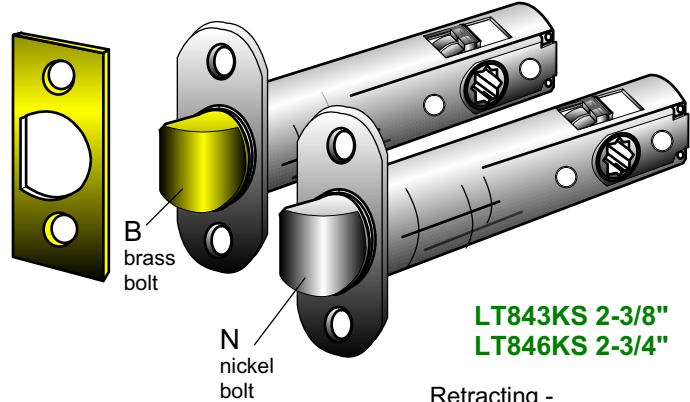
Models LT843, 846 Tubular Latch has a unique design - requiring only 28 degrees, both clockwise and counter-clockwise rotations on either side to retract the Bolt.

The forged solid brass Bolt is reversible to facilitate door handing; supplied with satin brass "B" or satin nickel "N" finishes. Please specify when ordering.

The housing features with a pair of 38mm center to center holes, allowing trim / rosette through bolting mount horizontally. The 28 degree short retracting Latches are assembled with Knob strength only. Power Pack (LT-RS150) or a similar assist spring cage on each side is recommended for Lever application. Passage function only.

Hub size: 8.0mm Square/7.3mm Diamond
A Hub Sleeve (NZ-H7) is to order for 7mm-Spindle application.

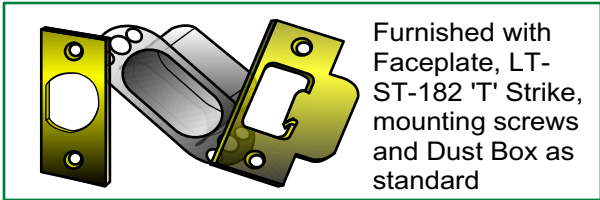
Finishes: US10, 10B, 14, 15, 15A, 26, 26D, 3, 32, 32D, 4, 5, & 9




LT843KS 2-3/8"
LT846KS 2-3/4"

Retracting -
28 degrees both
clockwise and
counterclockwise

L09



Furnished with Faceplate, LT-ST-182 'T' Strike, mounting screws and Dust Box as standard



Universal Hub
8mm on square
& 7.3mm on diamond

N8-H7
7mm hub sleeve/
to convert for
7mm spindles



LT-RS150

Power pack is recommended when Lever/ Lever is applied

Stock No.	Backset	Function	Retracting
-----------	---------	----------	------------

Brass Bolt -

LT843KS8B- LT846KS8B- _	2-3/8"(60mm) 2-3/4"(70mm)	Passage (K/K) Passage (K/K)	28° 28°
-------------------------------	------------------------------	--------------------------------	------------

Nickel Bolt -

LT843KS8N- LT846KS8N- _	2-3/8"(60mm) 2-3/4"(70mm)	Passage (K/K) Passage (K/K)	28° 28°
-------------------------------	------------------------------	--------------------------------	------------

- See Page L02 Code Interpretation Guide for ordering
- For extended T Strikes, Full Lip Strikes and Combo Faceplate/Strikes please refer to pages L12 and L13

