



ONEN



Item number	Description	Center measurement	Roses	Spindle	Door thickness	Material	Surface	Pack size
12413274017	Lever handle		w/o rose	8 x 8 mm	30 - 60 mm	Brass	Nickel plated	Set
12413074019	Lever handle	cc 30 mm	Solid	8 x 8 mm	30 - 60 mm	Brass	Nickel plated	Set
12413174001	Lever handle	cc 30/38 mm	Snap on cover	8 x 8 mm	30 - 60 mm	Brass	Nickel plated	Set
12413874010	Lever handle		FI7S*	8 x 8 mm	30 - 60 mm	Brass	Nickel plated	Set


* Ready to order Q1 2010

Item number	Description	Center measurement	Roses	Door thickness	For lock case	Material	Surface	Pack size
06202002130	Toilet indicator	cc 30 mm	Solid	34 - 45 mm	5 mm spindle, 90°	Brass	Nickel plated	Set
06202002300	Toilet indicator	cc 30 mm	Snap on cover	34 - 45 mm	5 mm spindle, 90°	Brass	Nickel plated	Set
06202002388	Toilet indicator	cc 38 mm	Snap on cover	34 - 45 mm	8 mm spindle, 90°	Brass	Nickel plated	Set

Item number	Description	Center measurement	Roses	For lock case	Material	Surface	Pack size
06193402130	Thumb turn	cc 30 mm	Solid	ASSA	Brass	Nickel plated	Pc.



Arne Jacobsen – Accessories




PLH Architects – Accessories



Jean Nouvel – Accessories




Aarstiderne Architects – Accessories



schmidt hammer lassen design – Accessories



Annelise Bjørner – Accessories



General information

This information sheet has been developed with the purpose of providing guidance to building contractors, owners and other users regarding the storage, maintenance and cleaning of products. Having chosen to apply high quality products, it is critical that these products are stored and maintained in the correct manner to ensure optimum benefit for their useful lifetime.

Storage

All products are carefully packed prior to delivery to safeguard against damage during transport. Once the parts have reached their destination it is vital that all fittings are stored in a dry place until mounting. When they have been mounted, care must be taken to ensure that all fittings are protected correctly until the construction work has been finalized.

Maintenance

Maintenance – Lever handles

If the instructions are followed carefully when mounting lever handles, there will be no need for adjustment. However, the tension of the fastening of all lever handles should be checked in connection with the annual inspections. Any fastenings that have come loose must be tightened.

Maintenance – Pull handles

Pulls should be checked to ensure correct mounting of the fittings and tightening of any neck screws used. If it is possible to move the pull, such movements will damage the surface of the door and cause instability of the pull leading to malfunctioning during use.

Cleaning

Cleaning procedure

- It is essential to clean stainless steel and brass regularly.
- Start by washing the surface with soap water or a mild cleaning agent.
- Do not forget to rinse off the cleaning agent with pure water.
- As a final step, dry/polish the object using a soft, dry cloth. In aggressive environments, such as off-shore or maritime environments and bathing or swimming facilities, it is particularly important to ensure regular cleaning.

Discoloration

Any spots that may appear on the surface are not caused by the stainless steel, on the contrary they are produced by impurities in the water, air or cleaning agents that have been insufficiently rinsed off the surface.

- Spots can be avoided by careful cleaning.
- Any discolorations or spots can be removed using a polished agent for stainless steel or liquid scouring powder.
- Again, as a final step rinse carefully with pure water and then polish the object using a soft, dry cloth.

Do NOT use the following!

- Scouring powder.
- Steel wool.
- Highly abrasive materials.

Surface

Why maintain the surfaces?

With today's environments the demands to the material properties of a product are considerable. Products must be able to withstand diverse atmospheric conditions, such as heavy air pollution, high humidity regimes and maritime environments. In addition to this, products must allow cleaning with effective cleaning agents and, from an optimal point of view, offer non-allergic properties.

Characteristics of stainless steel

Stainless steel is well known for the following two properties; resistance to corrosion and modest need for maintenance. The corrosion resistance of stainless steel is provided by a thin hardwearing film of a passive but stable chromoxide. This film is inactive, invisible, with extremely adhesive properties and self repairing so that the steel is given the best possible protection. If the film suffers damage or is removed, it is automatically restored provided the oxygen in the atmosphere is not prevented from reaction with the chrome in the steel. To ensure this it is necessary to clean regularly. The purpose of the cleaning is to restore the appearance of the original surface, protect against corrosion and ensure hygienic conditions.

Characteristics of brass and nickel plated

Lever handles made of brass with a polished or a nickel plated surface are more affected by high variations of temperature and environment than lever handles made of stainless steel, as brass is a more soft material. Lever handles with a nickel plated surface have a harder surface than the polished brass lever handles, which can cause cracks in the surface when exposed for high variations of temperature and environment fluctuations. For lever handles made of brass or stainless steel will the same rules apply regarding cleaning.

Characteristics of wood

The wooden lever handles have during the production been "sealed" with a thin PU lacquer that penetrates into the grains. The PU lacquer is mixed oil on a turpentine base which hardens and gives a hard-wearing surface. Hardness in end-wood; 78-83 Mpa.

By daily use and exposure to all kinds of weather, the lever handle can in time look a bit "worn out". This can be fixed with an aftercare by regular vegetable oil that is put on with a soft cloth. The surplus of oil need to be dried off. (In case the layer of oil is used up and the lever handles has not been given aftercare, the wood will still be fairly protected due to the original sealing).