



Leutenegger
EST. 1891




FLORAL HEART CROSS STITCH



Since 1746

DMC STRANDED COTTON





FLORAL HEART CROSS STITCH

approx. 20cm x 16.5cm

MATERIALS:

- 25 count evenweave fabric - 30 x 30cm
- DMC Stranded Cotton - 1 skein of each colour
13, 17, 34, 718, 791, 809, 954, 3608, 3609,
3761, 3815, 3838 and 3839
- DMC Tapestry Needle Size 22

TO BEGIN:

1. Start by finding the centre of the fabric, fold it into quarters to make a crease - this will show you the middle. You will start stitching from the center of the design.

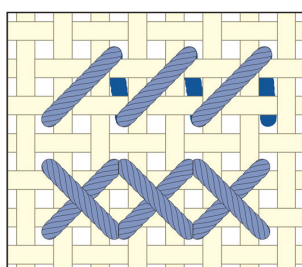
2. To begin stitching, thread the required colour onto the needle and bring the needle from the back of the work through to the front.

NOTE: Your DMC Stranded Cotton has 6 strands; use 2 strands for Cross Stitch over two fabric threads.

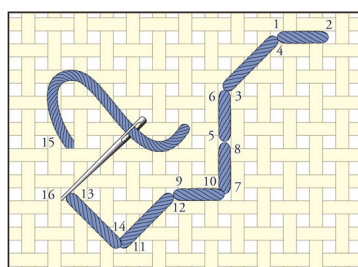
3. Draw the yarn through leaving a 3cm tail at the back. Hold this tail, so your first few stitches are worked over it. This will secure your thread evenly.

NOTE: Never tie a knot in your thread.

4. Start with diagonal stitches from bottom left to top right (/////), work the line in that thread colour. Then working back over those stitches from bottom right to top left (\\\\\\\\), cross over back to where you started. You should now have your line of crosses (XXXXX).



Cross Stitch



Back Stitch



NOTE: When stitching, make sure you don't pull the thread too tight as this can make the work uneven.

5. Follow the chart and key, finishing each colour before you go onto the next.

6. To end off your thread, take your needle through to the back of your work and run it under a few stitches then trim cleanly.

7. Use 2 strands for Back stitch. Stitch Back stitch once all Cross Stitch has been completed. Starting from the back of your work, come up to the front and move over a few squares to your next hole - wherever the straight line on your chart specifies. Loop around to the next hole and repeat till you have finished stitching the Backstitch. Secure the end off as you would with Cross Stitch.

8. Once you have completed all the stitching, if your work is wrinkled, iron it flat with an iron on warm using a cloth to protect your stitching.

FLORAL HEART CROSS STITCH

