

Deluxe Heavy Duty Stair Chair-2 Wheels-Yellow
CHAIR INSTRUCTIONS Item # 70015-Y

Please keep these instructions for future reference, store with the Stair Chair for reference and/or new users.



Specifications & Features

LINE2design Deluxe Heavy Duty Stair Chair
2 Wheels-Yellow

Model #	70015-Y
Height:	41"
Width:	21 ½ "
Length:	31"
Weight:	22 lbs
Max. Load:	400 lbs

- Heavy Duty 2" tubular frame construction
- Padded and contoured rear bar for operator control
- Molded hand grips
- Head-end and foot-end lift handles
- 2" Heavy Duty cross-body safety restraint
- 2" Lower leg safety strap
- 4 ½ " Rear wheels for smoother transportation
- Rear wheel brakes (both wheels)
- Easy set-up
- Folds compactly for efficient storage
- Bright yellow frame for high visibility
- Black all-impervious vinyl seat/ back rest



Unfolding Stair Chair

Place one hand on the front of the seat and one hand on the back of the chair and push apart until the chair locks into an open position.

Folding the Stair Chair for Storage

1. Push red button in on front handles and push handles all the way in.
2. Fold down handles at rear and back of chair.
3. From the back of the chair push up on red bar beneath the seat.
4. Push together the seat and the back of the chair until folded

Helpful Hint

If the chair does not stay in the folded position, tighten the bolts near the bottom of front chair legs.



Deluxe Heavy Duty Stair Chair-2 Wheels-Yellow CHAIR INSTRUCTIONS Item # 70015-Y

Please keep these instructions for future reference, store with the Stair Chair for reference and/or new users.

Please read these general instructions for the use and operation of the LINE2design, Inc. Deluxe Heavy Duty Stair Chair-2 Wheels-Yellow. This Stair Chair was designed for use by EMS and emergency professionals. The LINE2design, Inc. Deluxe Heavy Duty Stair Chair- requires **two** trained operators for successful and safe transport of patients.

The instructions provided are not all-inclusive. Safe and proper use of the Stair Chair is solely at the discretion of the user. Safety information is included as a service to the user. All other safety measures taken by the user should be within and under consideration of applicable regulations and local procedures. Training on the proper use of the Stair Chair must be provided before using this product in an actual situation. The Deluxe Heavy Duty Stair Chair should always be used with two people to transport patients.

PREPARATION FOR USE

- To unfold the chair, place one hand on the front of the seat and one hand on the back of the chair and push apart until it locks into the open position.
- At the upper back of the seat are two non-locking handles that pull up for transporting patients, and fold down for storage.
- At the front and bottom of the chair are two extending handles with push red buttons on top to extend 14 ¼" for transportation of patient; or to return the handles.
- **ALWAYS** make sure handles are locked into place prior to moving patient.

USE WITH PATIENT

To place a patient in the Stair Chair:

1. Unlatch all safety straps.
2. Position the patient in the chair.
3. Tighten cross-body safety straps securely, and buckle. The safety straps should be secure over the patient's chest.
4. Secure patient's lower legs with strap.
5. Once the patient is secure, have a second trained operator double check all safety straps, prior to use.
6. The Deluxe Heavy Duty Stair Chair is then ready for lifting.
7. To transport the patient, one trained operator should lift the front handles and the other operator should lift the non-locking handles from the chair back.
8. The patient can then be transported to the desired area.

STORAGE

To store the chair after use, fold the chair, engage lever under the seat, release lever and fold seat up.

CLEANING

Wipe down with clean cloth, use mild soap and water. **NO BLEACH**

LINE2design, Inc.

1500 Crafton Avenue, Building 128

Mentone, CA 92359

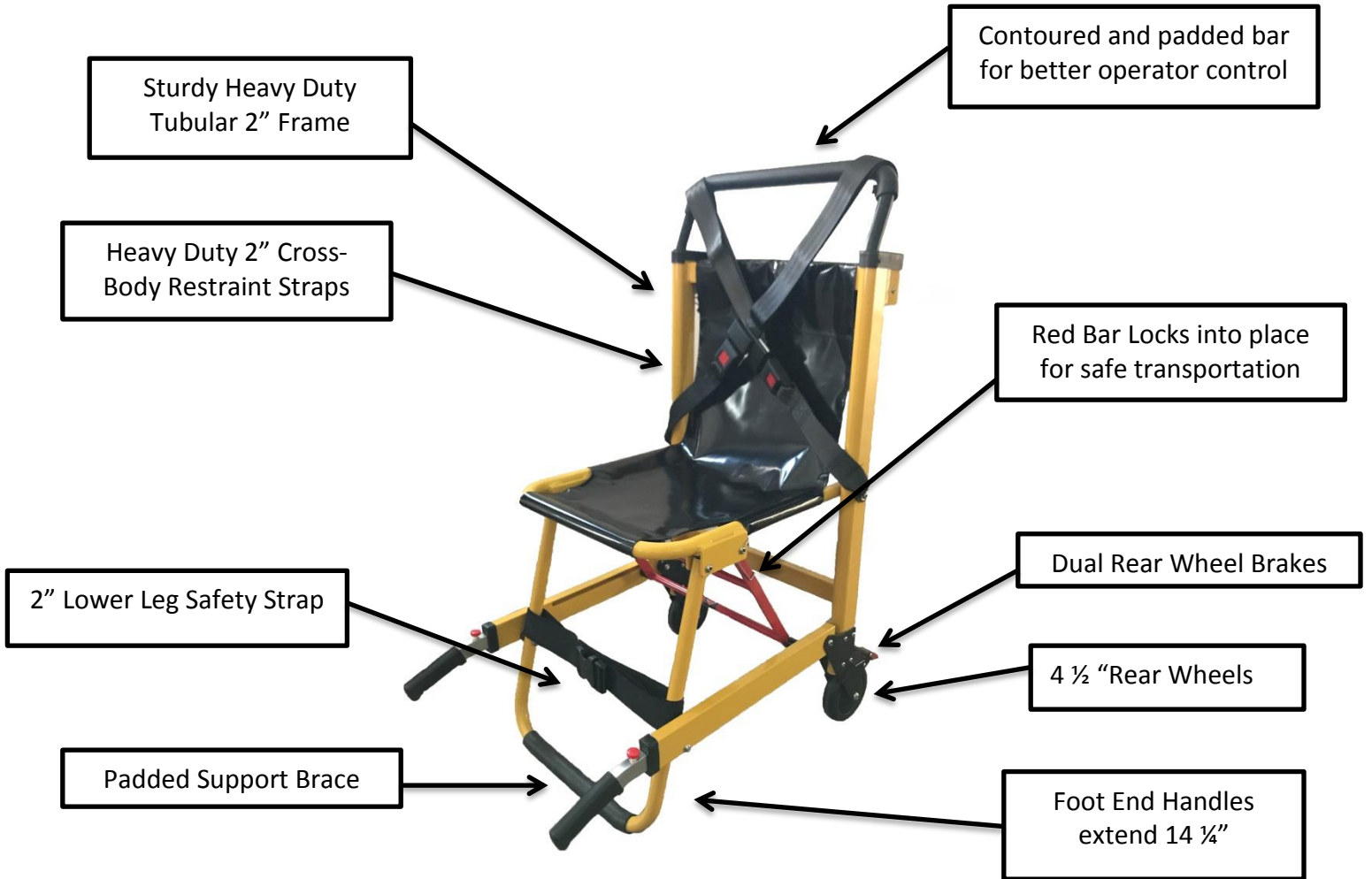
909-798-1829

www.LINE2design.com

www.LINE2EMS.com

Deluxe Heavy Duty Stair Chair-2 Wheels-Yellow Item 70015-Y

Please keep these instructions for future reference, store with the Stair Chair for reference and/or new users.



Wheel Brakes
(both rear wheels)


To apply brakes:
Push down on red lever.

To release brakes:
Push down on grey lever.

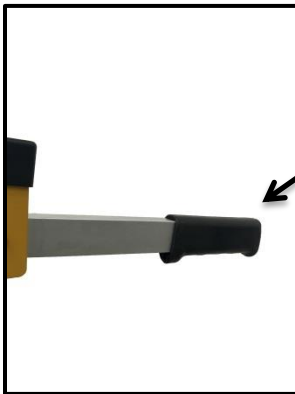
Deluxe Heavy Duty Stair Chair-2 Wheels-Yellow Item 70015-Y



2" Cross Body Safety Restraint



2" Leg Restraint



The handles at the back of the Stair Chair lift up to transport the patient. The handles fold down for storage.

NOTE: Handles do not lock into a stationary position.



Push down on red button to extend or release front handles.

Always make sure handles are locked into position

The handles in front of the Stair Chair extend and lock into place for easy transportation.

Handles extend maximum 14 1/4"

