

HOW TO DETERMINE YOUR RING SIZE

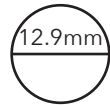
Instructions for printing:

1. Make sure the Page Scaling is set to "None" and then print on A4 sized paper.
2. Determine the printing accuracy by making sure the line below measures exactly 50mm or 5cm.
3. Put a ring that you have against the circles and determine which fits best.

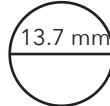

50mm

PINKY/ KNUCKLE RING SIZES

US 1.5/ UK



US 2.5/ UK E

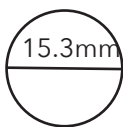


US 3.5/ UK G

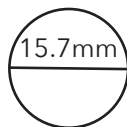


REGULAR RING SIZES

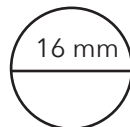
US 4.5/UK I



US 5/UK J



US 5.5/ UK K



US 6/ UK L



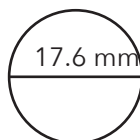
US 6.5/ UK M



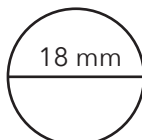
US 7/ UK N



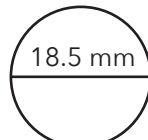
US 7.5/ UK O



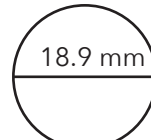
US 8/ UK P



US 8.5/ UK Q



US 9/ UK R



**The most popular ring sizes are US 6/UK L, US6.5/ UK M and US 7/UK N*

RYBELO

Contact us at hello@rybelo.com