



Valentine You're
CEREAL-SLY
The Best!



FROM:

Valentine You're
CEREAL-SLY
The Best!



FROM:

Valentine You're
CEREAL-SLY
The Best!



FROM:

Valentine You're
CEREAL-SLY
The Best!



FROM:

Valentine You're
CEREAL-SLY
The Best!




FROM:

Valentine You're
CEREAL-SLY
The Best!




FROM:





FROM:



FROM:



FROM:



FROM:



FROM:




FROM:



name bubbles

Directions: First cut along the dotted line around the outside of the gift tags. Second, cut out the gift tags and use a standard-size hole punch for the white circle at the top of the tag. Once completely cut out, use string or ribbon to tie the tag to your desired Valentine treat or gift bag.



name bubbles

Directions: First cut along the dotted line around the outside of the gift tags. Second, cut out the gift tags and use a standard-size hole punch for the white circle at the top of the tag. Once completely cut out, use string or ribbon to tie the tag to your desired Valentine treat or gift bag.



name bubbles

Directions: First cut along the dotted line around the outside of the gift tags. Second, cut out the gift tags and use a standard-size hole punch for the white circle at the top of the tag. Once completely cut out, use string or ribbon to tie the tag to your desired Valentine treat or gift bag.