



G* GRASS®

DWD XP DRAWER SYSTEM AND INTEGRA ROLLER SYSTEM

Double and single wall drawer systems
offer utmost movement comfort.






The DWD XP drawer system offers utmost comfort and individual design options – including the slides and add-on system.



Modern add-on systems permit high, closed side walls and a linear visual design.

With the Duowing double-wall add-on system the timeless DWD XP drawer sides can be elegantly extended upwards, providing more support for your storage items.



DWD XP DRAWER SYSTEM

DWD XP means top-level movement comfort. The extraordinary running performance of the DWD XP drawer system and the elegant design of the double-wall drawer sides combine to form a comprehensive drawer system of the highest quality. Various colour options, different materials, design features and shapes, as well as numerous high-quality add-on and organising systems – all harmoniously coordinated – these are the ingredients for individuality, comfort and lifestyle,

In combination with the GRASS comfort systems Tipmatic Plus and Sensomatic, DWD XP full extension slides can be moved with the utmost comfort.



DWD XP not only looks good, but is also very versatile. The tried and tested drawer system offers outstanding quality, maximum design freedom and innovative functional solutions for modern furniture construction.

**Comfort is a question of technology.
Sounds logical. And it is.**

Soft-close turns drawer movement into a very special operating experience. Because the integrated damping system gently slows the closing action of the drawer and silently pulls it to the fully closed position.



The transparent solution for timeless, attractive drawers.

The GRASS TOP add-on provides elegant transparency. With the use of different materials such as glass, plastic or wood this system offers the utmost individuality with clever highlights.

DWD XP DRAWER SYSTEM

The perfect complement:
add-on, dividing and organising
systems for DWD XP drawers.



DWD XP is a particularly versatile, comprehensive range of drawers for modern furniture. And that applies all the way through to the inside. The elegant add-on, dividing and organising systems are design elements as well as useful helpers for arranging the available space. They also provide the perfect solution for every storage item. Timeless design and top-quality materials are the hallmarks of these systems, along with the utmost variability and individual organisation options.

Neatly stored means readily found. And GRASS systems make it all so much easier. Because every item is always neatly arranged for convenient access.



Mechanical, electro-mechanical and fully electronically controlled movement solutions for modern furniture.

SOFT-CLOSE
DAMPING SYSTEM


With the GRASS Soft-close damping concept, each movement becomes an experience. Because closing drawers, flaps or furniture doors with Soft-close is something special. Soft-close gently slows the movement of doors and fronts, and pulls them to the fully closed position. It is no surprise therefore, that Soft-close has become the benchmark.



TIPMATIC PLUS OPENING SYSTEM

Mechanical opening of regular and pot drawers.

Tipmatic offers optimum design options for stylish designer furniture. Thanks to the touch-activated mechanism, it is possible to operate large handle-free fronts and doors which will open with a gentle tap. Can be triggered anywhere on the surface of the front, optimum access and a reliable catch function make Tipmatic Plus a comfort system for high demands.



COMFORT SYSTEMS

SENSOMATIC OPENING SYSTEM

Electro-mechanical opening of regular and pot drawers for top operating comfort.

Action. Reaction. Interaction. Comfort cannot be any more fascinating. Thanks to Sensomatic's automatic touch-sensitive function, a gentle trigger is enough to start the drawer and pull-out movement. This opening system combines handle-free opening with quiet and gentle Soft-close closing technology.

Ideally, the development of new products involves a direct dialogue with the people who will use them. Our comfort systems are a case in point.

Opening and closing drawers has never been more comfortable. GRASS comfort systems and movement solutions complement each other to create a harmonious multi-functional principle. We aim to combine the advantages of handle-free opening with the elegance of damped closing, as in the case of Sensomatic with Soft-close. Because the combination of these outstanding functions guarantees the highest level of operating comfort.

It's good to find things that were simply made for each other.



DWD XP DRAWER SYSTEM

The extraordinary running characteristics of the slides and the elegant design of the drawer side create a comprehensive drawer range to meet the highest demands.

INTEGRA TOP

The track-proven single-wall drawer system offers furniture manufacturers quality and functionality for kitchens and bathrooms. Everything is possible - standard drawers, inset shelves and drawers, full extension slides with railing, oven base drawers and many other combination options. Integra therefore also offers end users maximum practical benefits.



DRAWER SYSTEMS

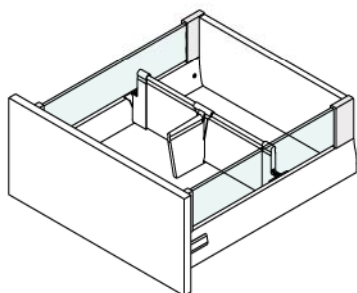
Versatile drawer range for individual design options.

	DWD XP	11
	DWD XP DIVIDING AND ORGANISING SYSTEMS	77
	DWD XP SENSOMATIC	111
	INTEGRA TOP	133



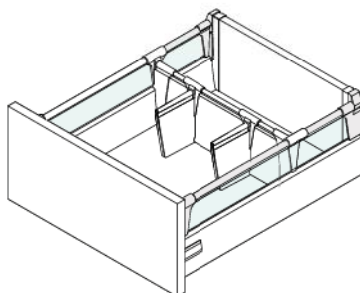
DWD XP DRAWER SYSTEM

Variety of the finest quality: a range of material, colour and design combinations – all harmoniously coordinated – these are the ingredients for individuality, comfort and lifestyle.



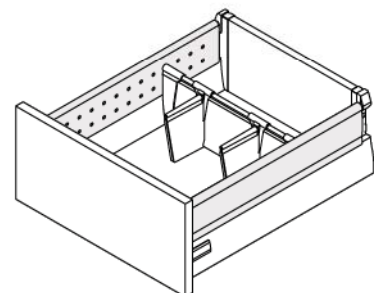
DWD XP TOP – the transparent solution for timeless, attractive design.

With the DWD XP Top glass side element the classic drawer now has an attractive design solution. The visually compelling add-on offers attractive options for using high-quality materials for the sides.



Variowing – for more storage space and greater design freedom.

Variowing combines aesthetic demands and function, lending furniture style and character. With freely selectable materials on the side sections, end-to-end furniture design is possible through to the last details.



Duowing – the compact container solution for stored items.

The steel side sections closed off to the outside provide stable protection for stored items. Duowing sits firmly over the round railing onto the drawer side and forms a compact, harmonious, compact unit.


DWD XP DRAWER SYSTEM


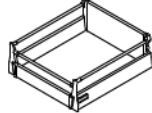

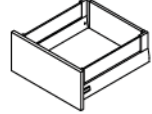

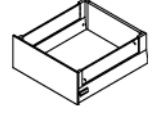

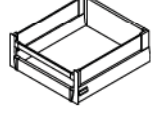

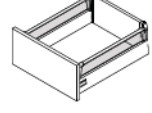

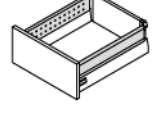

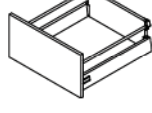



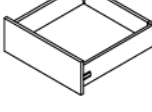
Elegantly designed double-wall metal drawer sides for the discerning user.

Product designation	Page
DWD XP drawer H95	16
DWD XP F8 inset drawer H95	18
DWD XP inset drawer H95	20
DWD XP pot drawer H95 with rectangular railing	22
DWD XP F8 inset drawer H95 with rectangular railing	24
DWD XP inset drawer H95 with rectangular railing	26
DWD XP pot drawer H95 with round railing	28
DWD XP pot drawer H95 with round quick-mounting railing	30
DWD XP F8 inset drawer H95 with round railing	32
DWD XP inset drawer H95 with round railing	34
DWD XP pot drawer H95 with TOP add-on	36
DWD XP F8 inset drawer H95 with TOP add-on	38
DWD XP inset drawer H95 with TOP add-on	40
DWD XP add-on systems for pot drawer H95 with Variowing	42
DWD XP add-on systems for pot drawer H95 with Duowing	44
DWD XP pot drawer H95 with variable back panel height and round railing	46
DWD XP pot drawer H95 with variable back panel height and double round railing	48
DWD XP drawer H127	50
DWD XP pot drawer H127 with rectangular railing	52
DWD XP pot drawer H127 with round railing	54
DWD XP pot drawer H127 with round quick-mounting railing	56
DWD XP add-on systems for pot drawer H127 with Variowing	58
DWD XP add-on systems for pot drawer H127 with Duowing	60
DWD XP pot drawer H127 with variable back panel height and double round railing	62
DWD XP drawer system for suspension files	64
DWD XP steel back panels	66
DWD XP full extension slide 40/60 kg Soft-close	68
DWD XP Tipmatic Plus full extension slide 40 kg	70
Technical information	72
Accessories	92
Assembly technology/Assembly aids	100

DWD XP DRAWER SYSTEM


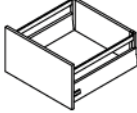

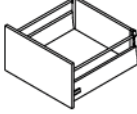

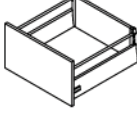

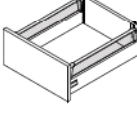

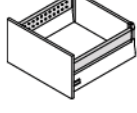

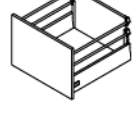

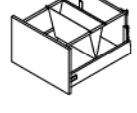

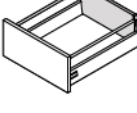

This tried-and-tested drawer system offers outstanding quality, maximum design freedom and innovative functional solutions.



	Product description		Page
	DWD XP drawer H95 <ul style="list-style-type: none"> Fully synchronised slide technology without mid-way knock Excellent running characteristics Integrated side and height adjustment including locking screw 		16
	DWD XP F8 inset drawer H95 <ul style="list-style-type: none"> Colour-coordinated, high-quality design with smooth inside and outside surfaces Fully synchronised slide technology without mid-way knock Excellent running characteristics Integrated side and height adjustment including locking screw 		18
	DWD XP inset drawer H95 <ul style="list-style-type: none"> Colour-coordinated aluminium front panel profile for cutting to length Fully synchronised slide technology without mid-way knock Excellent running characteristics Integrated side and height adjustment including locking screw 		20
	DWD XP pot drawer H95 with rectangular railing <ul style="list-style-type: none"> Tilt angle adjustment using railing holder Fully synchronised slide technology without mid-way knock Excellent running characteristics Integrated side and height adjustment including locking screw 		22
	DWD XP F8 inset drawer H95 with rectangular railing <ul style="list-style-type: none"> Colour-coordinated, high-quality design with smooth inside and outside surfaces Fully synchronised slide technology without mid-way knock Excellent running characteristics Integrated side and height adjustment including locking screw 		24
	DWD XP inset drawer H95 with rectangular railing <ul style="list-style-type: none"> Colour-coordinated aluminium front panel profile for cutting to length Fully synchronised slide technology without mid-way knock Excellent running characteristics Integrated side and height adjustment including locking screw 		26
	DWD XP pot drawer H95 with round railing <ul style="list-style-type: none"> Tool-free tilt angle adjustment using round railing Fully synchronised slide technology without mid-way knock Integrated side and height adjustment including locking screw All add-on systems can be retrofitted 		28
	DWD XP pot drawer H95 with round quick-mounting railing <ul style="list-style-type: none"> Tool-free railing installation Tool-free tilt angle adjustment using round railing Integrated side and height adjustment including locking screw All add-on systems can be retrofitted 		30
	DWD XP F8 inset drawer H95 with round railing <ul style="list-style-type: none"> Colour-coordinated, high-quality design with smooth inside and outside surfaces Fully synchronised slide technology without mid-way knock Excellent running characteristics Integrated side and height adjustment including locking screw 		32

	Product description		Page
	DWD XP inset drawer H95 with round railing <ul style="list-style-type: none"> • Colour-coordinated aluminium front panel profile for cutting to length • Fully synchronised slide technology without mid-way knock • Integrated side and height adjustment including locking screw • All add-on systems can be retrofitted 		34
	DWD XP pot drawer H95 with TOP add-on <ul style="list-style-type: none"> • Elegant add-on system • Individual designs can be achieved by using a range of materials • Integrated tilt angle adjustment • Integrated clip set 		36
	DWD XP F8 inset drawer H95 with TOP add-on <ul style="list-style-type: none"> • Colour-coordinated, high-quality design with smooth inside and outside surfaces • Fully synchronised slide technology without mid-way knock • Excellent running characteristics • Integrated side and height adjustment including locking screw 		38
	DWD XP inset drawer H95 with TOP add-on <ul style="list-style-type: none"> • Elegant add-on system • Colour-coordinated aluminium front panel profile for cutting to length • Fully synchronised slide technology without mid-way knock • Excellent running characteristics 		40
	DWD XP add-on systems for pot drawer H95 with Variowing <ul style="list-style-type: none"> • Elegant add-on system for round railing • Individual designs can be achieved by using a range of materials • Easy installation without tools 		42
	DWD XP add-on systems for pot drawer H95 with Duowing <ul style="list-style-type: none"> • High-quality, double-wall add-on system for round railing • Optimally matched to drawer side design • Easy installation without tools 		44
	DWD XP pot drawer H95 with variable back panel height and round railing <ul style="list-style-type: none"> • Choice of back panel height • Tool-free tilt angle adjustment using round railing • Integrated side and height adjustment including locking screw 		46
	DWD XP pot drawer H95 with variable back panel height and double round railing <ul style="list-style-type: none"> • Choice of back panel height • Tool-free tilt angle adjustment using round railing • Integrated side and height adjustment including locking screw 		48
	DWD XP drawer H127 <ul style="list-style-type: none"> • Fully synchronised slide technology without mid-way knock • Excellent running characteristics • Integrated side and height adjustment including locking screw 		50

DWD XP DRAWER SYSTEM

This tried-and-tested drawer system offers outstanding quality, maximum design freedom and innovative functional solutions.

	Product description		Page
	<p>DWD XP pot drawer H127 with rectangular railing</p> <ul style="list-style-type: none"> • Tilt angle adjustment using railing holder • Fully synchronised slide technology without mid-way knock • Integrated side and height adjustment including locking screw 		52
	<p>DWD XP pot drawer H127 with round railing</p> <ul style="list-style-type: none"> • Tool-free tilt angle adjustment using round railing • Fully synchronised slide technology without mid-way knock • Integrated side and height adjustment including locking screw • All add-on systems can be retrofitted 		54
	<p>DWD XP pot drawer H127 with round quick-mounting railing</p> <ul style="list-style-type: none"> • Tool-free railing installation • Tool-free tilt angle adjustment using round railing • Integrated side and height adjustment including locking screw 		56
	<p>DWD XP add-on systems for pot drawer H127 with Variowing</p> <ul style="list-style-type: none"> • Elegant add-on system for round railing • Individual designs can be achieved by using a range of materials • Easy installation without tools 		58
	<p>DWD XP add-on systems for pot drawer H127 with Duowing</p> <ul style="list-style-type: none"> • High-quality, double-wall add-on system for round railing • Optimally matched to drawer side design • Easy installation without tools 		60
	<p>DWD XP pot drawer H127 with variable back panel height and double round railing</p> <ul style="list-style-type: none"> • Choice of back panel height • Tool-free tilt angle adjustment using round railing • Integrated side and height adjustment including locking screw 		62
	<p>DWD XP drawer system for suspension files</p> <ul style="list-style-type: none"> • Secure screw connection at front and back panels ensures stable construction and high load capacity • Oval, natural anodised aluminium tube with high bending resistance • Tool-free tilt angle adjustment using the oval railing 		64
	<p>DWD XP steel back panels for regular and pot drawers</p> <ul style="list-style-type: none"> • High-quality steel back panels in different heights 		66
	<p>DWD XP steel back panels for sink drawers</p> <ul style="list-style-type: none"> • Folding steel back panels for sink drawers and pull-outs 		67

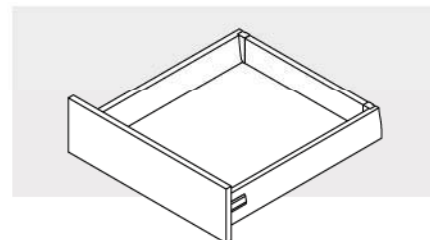
	Product description		Page
	<p>DWD XP full extension slide 40/60 kg Soft-close</p> <ul style="list-style-type: none"> • Fully synchronised slide technology without mid-way knock • Integrated Soft-close technology • Excellent running characteristics • Maximum lateral stability 		68
	<p>DWD XP Tipmatic Plus full extension slide 40 kg</p> <ul style="list-style-type: none"> • Mechanical opening system • Can be triggered by gently tapping anywhere on the surface of the front panel • Reliable closing through catch function • Depth adjustment on both sides ensures precise front gap adjustment 		70
	<p>DWD XP accessories</p> <ul style="list-style-type: none"> • Front-bottom connector • DWD XP spacer • DWD XP child lock • DWD XP locking pin • Screws 		92
	<p>DWD XP application example – sink drawer</p>		94
	<p>DWD XP application example – pull-out cabinet</p>		96
	<p>DWD XP application example – pull-out shelves</p>		97
	<p>DWD XP application example – cooker plinth drawer</p>		98
	<p>DWD XP spacer for cooker plinth drawer</p> <ul style="list-style-type: none"> • Spacer, 2 mm thick, for making up the difference between S16 and S18 mm cabinet thickness • For DWD XP full extension drawers (40 kg) 		99

DWD XP

Drawer H95

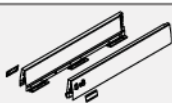


- Fully synchronised slide technology without mid-way knock
- Excellent running characteristics
- Maximum stability
- Minimal drawer deflection
- Integrated side and eccentric height adjustment including locking screw
- Stable front holder
- Removal and transport protection
- Bottom panel machining not required
- Width of bottom and back panel is the same



ORDER INFORMATION

1 DWD XP drawer sides H95 incl. cover caps			
NL	Aluminium metallic	White	Stainless steel
275	F090075281	F090075282	F090075284
300	F090077343	F090077344	-
350	F090075285	F090075286	F090075288
400	F090075289	F090075290	F090075292
450	F090075293	F090075294	F090075296
500	F090075297	F090075298	F090075300
550	F090075301	F090075302	F090075304
600	F090075305	F090077345	-
650	F090075308	F090077346	-



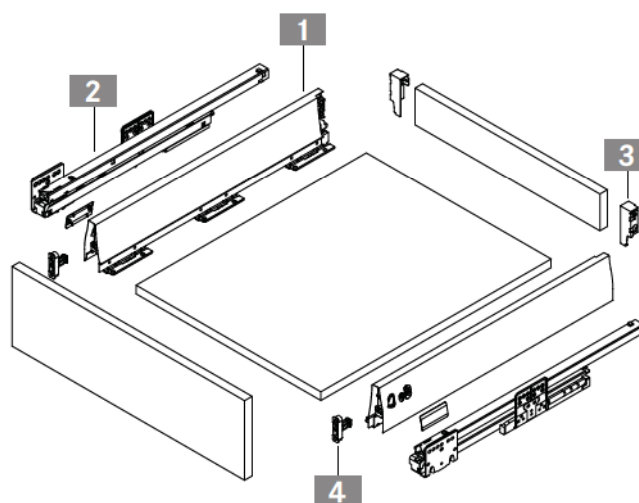
2 DWD XP full extension slide with Soft-close			
NL	40 kg	60 kg	
275	F091075473	-	
300	F091077407	-	
350	F091075474	-	
400	F091075475	-	
450	F091075476	F091075528	
500	F091075477	F091075529	
550	F091075478	F091075530	
600	-	F091075531	
650	-	F091075532	



3 Clip set for wooden back panel H86			
	Aluminium metallic	White	Nickel-plated
	F092082925	F092082928	F092082931



4 Front holder			
	For screw fixing	For press fitting	Expansion dowel
	F092083116	F092083117	F092083119



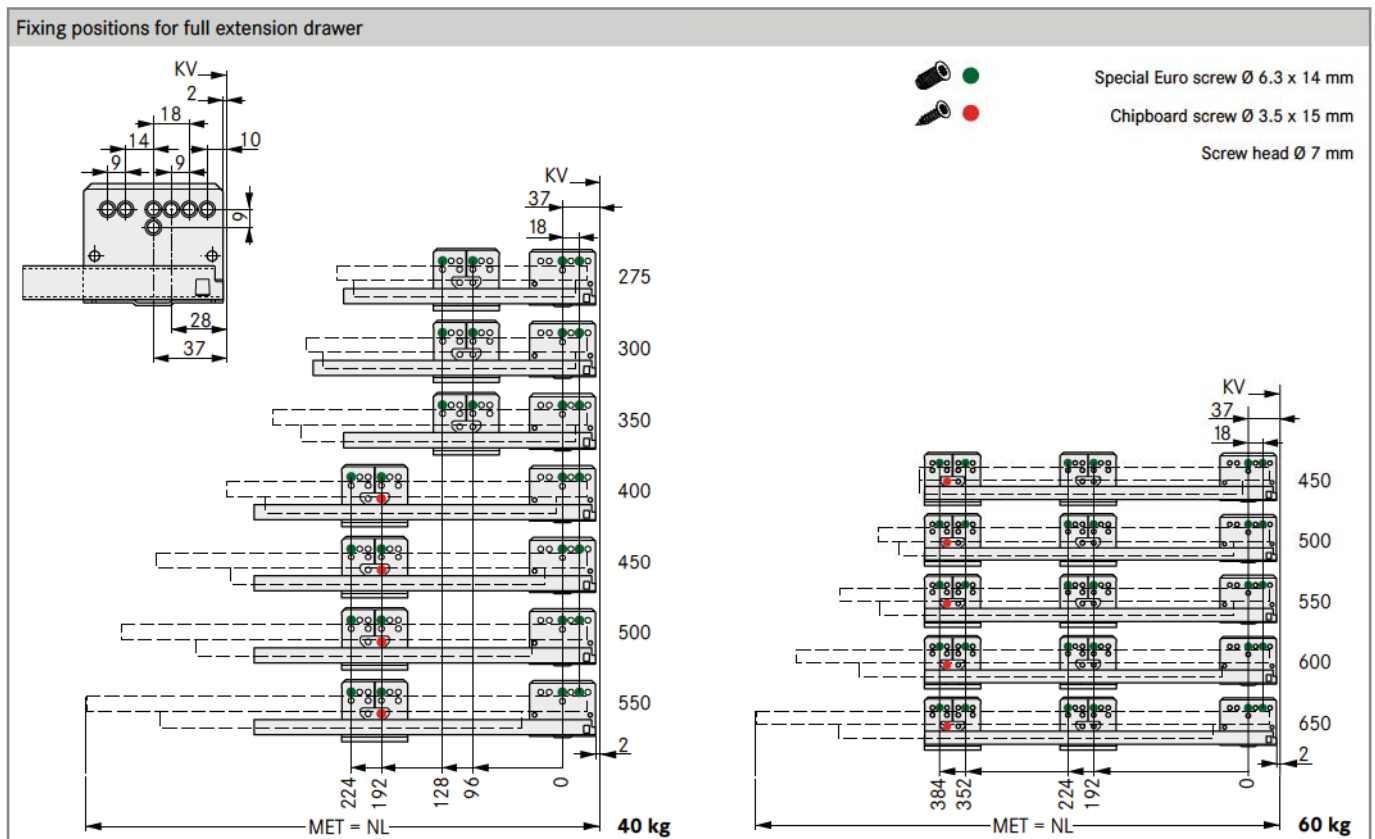
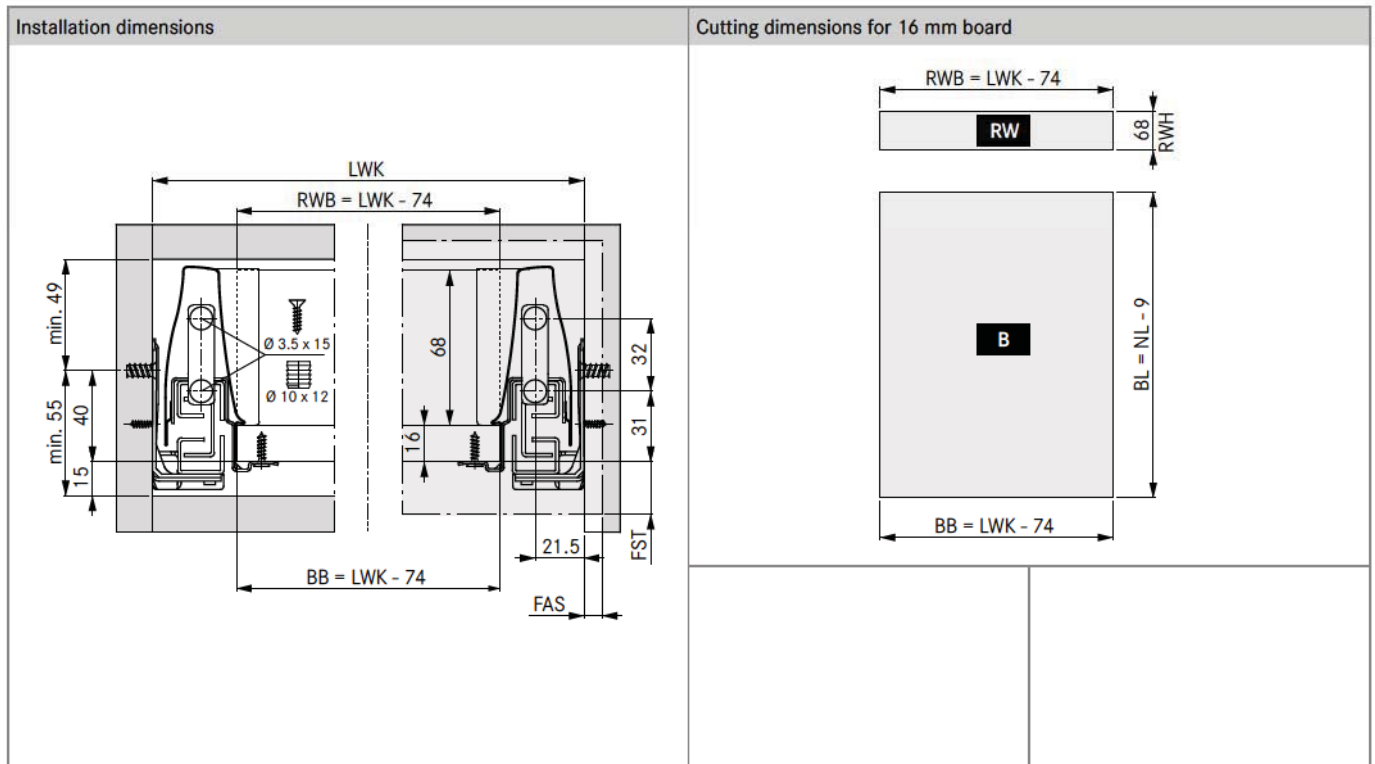
DWD XP Magic Sorto	90
Technical information	72

DWD XP Tipmatic Plus	70
Assembly technology	100

DWD XP Sensomatic	111
Accessories	92

INSTALLATION INFORMATION

All dimensions in millimetres



LEGEND

B	Bottom panel	FST	Front overlay	NL	Nominal length
BB	Bottom panel width	KV	Front edge of cabinet	RW	Back panel
BL	Bottom panel length	LWK	Inside cabinet width	RWB	Width of back panel
FAS	Front overlay, side	MET	Minimum installation depth	RWH	Height of back panel

DWD XP

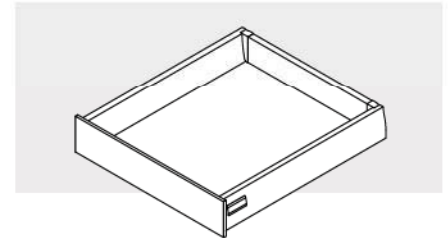
F8 inset drawer H95



- Colour-coordinated aluminium front panel for cutting to length
- High-quality visual design due to the smooth inside and outside surfaces
- Same dimensions as for standard drawers (inside depth)
- Fully synchronised slide technology without mid-way knock
- Excellent running characteristics
- Bottom panel machining not required
- Width of bottom and back panel is the same

Important information:

- Width range: 1200 mm; customer can cut intermediate widths as required
- Front-bottom connector recommended from width of 600 mm (see accessories)



ORDER INFORMATION

1 DWD XP drawer sides H95 incl. cover caps			
NL	Aluminium metallic	White	Stainless steel
275	F090075281	F090075282	F090075284
300	F090077343	F090077344	-
350	F090075285	F090075286	F090075288
400	F090075289	F090075290	F090075292
450	F090075293	F090075294	F090075296
500	F090075297	F090075298	F090075300
550	F090075301	F090075302	F090075304
600	F090075305	F090077345	-
650	F090075308	F090077346	-



2 DWD XP full extension slide with Soft-close			
NL	40 kg	60 kg	
275	F091075473	-	
300	F091077407	-	
350	F091075474	-	
400	F091075475	-	
450	F091075476	F091075528	
500	F091075477	F091075529	
550	F091075478	F091075530	
600	-	F091075531	
650	-	F091075532	



3 Clip set for wooden back panel H86			
	Aluminium metallic	White	Nickel-plated
	F092082925	F092082928	F092082931



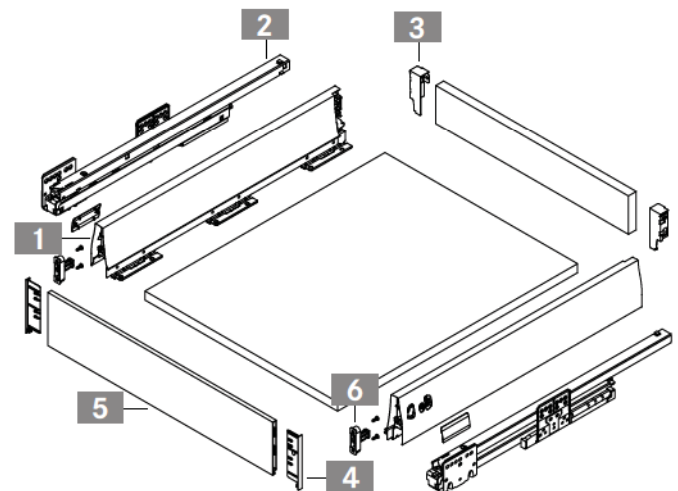
4 Cover caps for front panel profile		
	Aluminium metallic	White
	F092101385	F102101382



5 F8 front panel profile H95, S16 Front panel profile without holes			
L	Aluminium metallic	White	
1200	F092101372	F102101369	



6 Front holder for screw fixing		
	Item No.	
	F092101589	




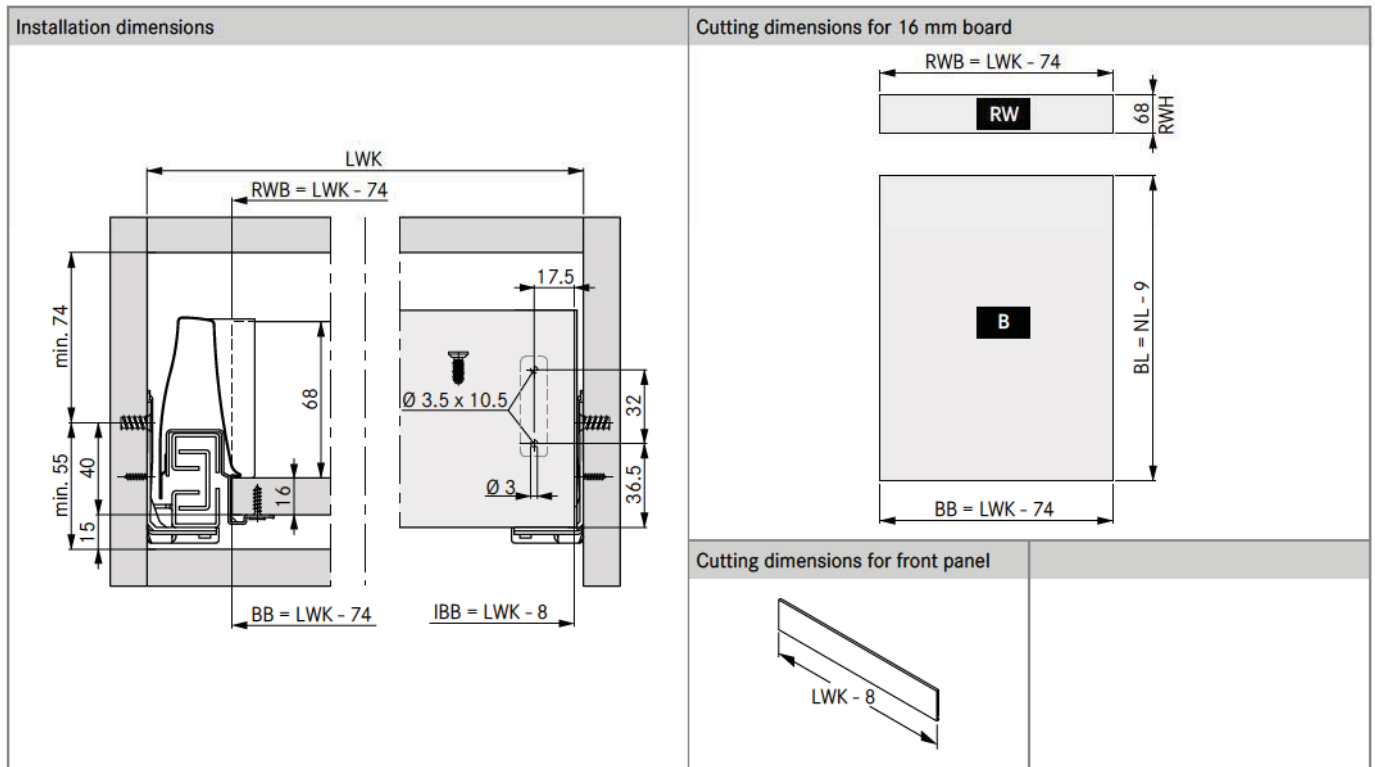
Accessories	92
DWD XP Tipmatic Plus	70

Technical information	72
DWD XP Sensomatic	111

Assembly technology	100
---------------------	-----

INSTALLATION INFORMATION

All dimensions in millimetres




LEGEND

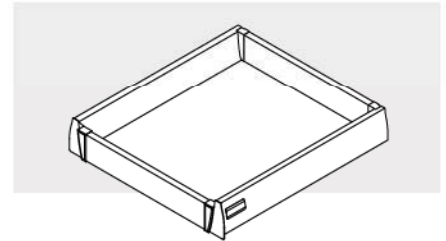
B	Bottom panel	KV	Front edge of cabinet	RW	Back panel
BB	Bottom panel width	LWK	Inside cabinet width	RWB	Width of back panel
BL	Bottom panel length	MET	Minimum installation depth	RWH	Height of back panel
IBB	Inset panel width	NL	Nominal length		

DWD XP

Inset drawer H95



- Colour-coordinated aluminium front panel for cutting to length
- Easy to fit
- Fully synchronised slide technology without mid-way knock
- Excellent running characteristics
- Maximum stability
- Minimal drawer deflection
- Integrated side and eccentric height adjustment including locking screw
- Bottom panel machining not required
- Width of bottom and back panel is the same



ORDER INFORMATION

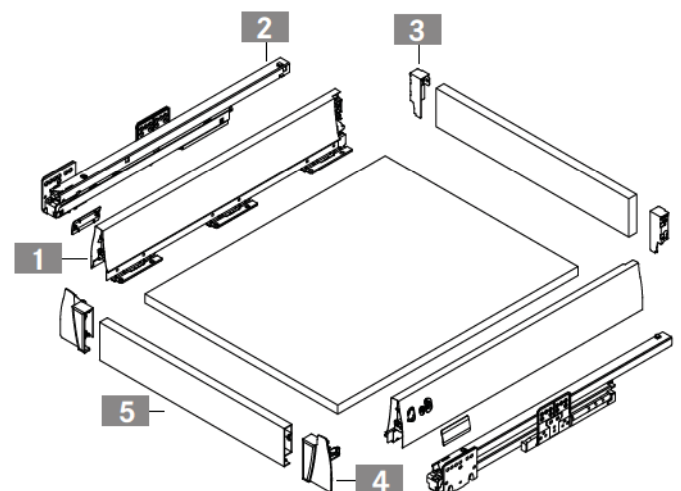
1 DWD XP drawer sides H95 incl. cover caps			
NL	Aluminium metallic	White	Stainless steel
275	F090075281	F090075282	F090075284
300	F090077343	F090077344	-
350	F090075285	F090075286	F090075288
400	F090075289	F090075290	F090075292
450	F090075293	F090075294	F090075296
500	F090075297	F090075298	F090075300
550	F090075301	F090075302	F090075304
600	F090075305	F090077345	-
650	F090075308	F090077346	-

2 DWD XP full extension slide with Soft-close			
NL	40 kg	60 kg	
275	F091075473	-	
300	F091077407	-	
350	F091075474	-	
400	F091075475	-	
450	F091075476	F091075528	
500	F091075477	F091075529	
550	F091075478	F091075530	
600	-	F091075531	
650	-	F091075532	

3 Clip set for wooden back panel H86			
	Aluminium metallic	White	Nickel-plated
	F092082925	F092082928	F092082931

4 Panel clip set H95			
	Aluminium grey	White	
	F092083068	F092076840	

5 Panel profile S16 for cutting to length			
KB	Aluminium metallic	White	Anodised
1200	F092083056	F092083077	F092115190




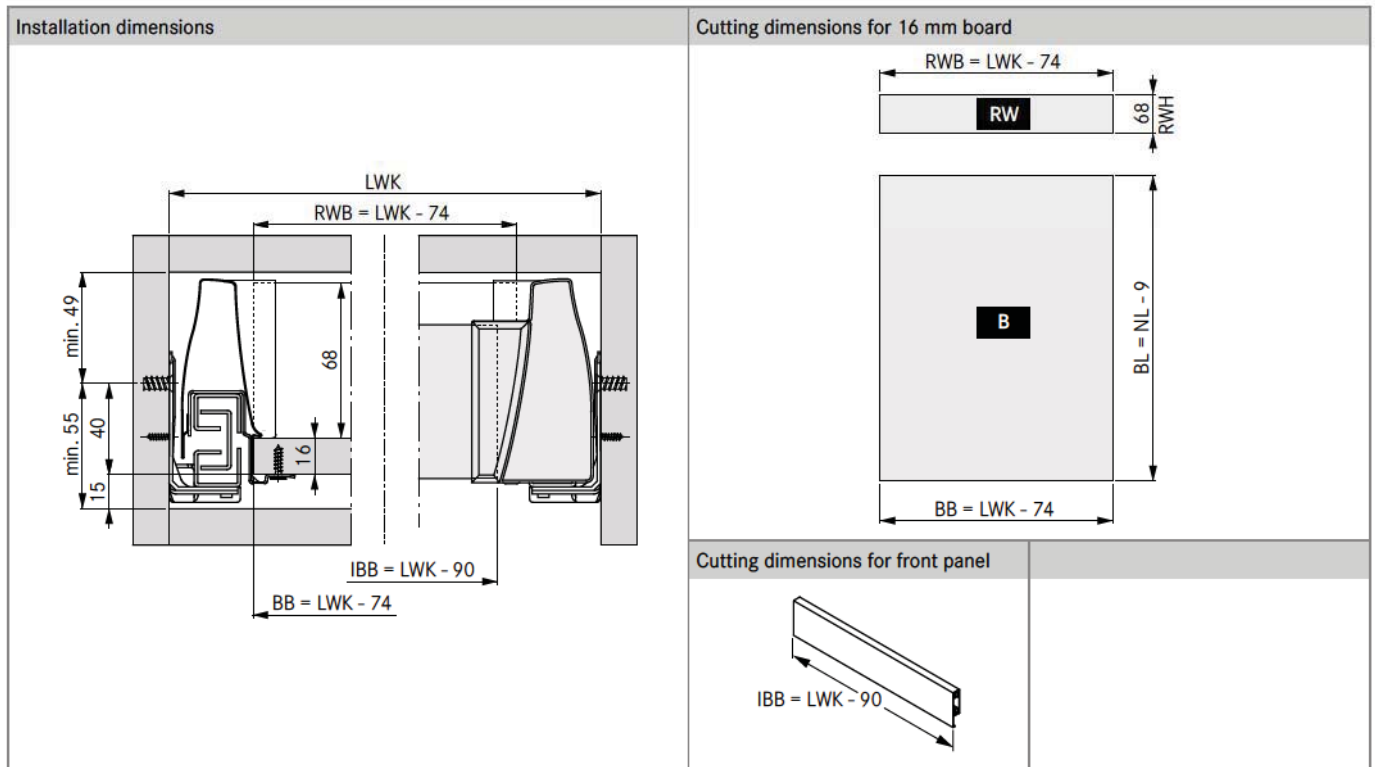
Accessories	92
DWD XP Tipmatic Plus	70

Technical information	72
DWD XP Sensomatic	111

Assembly technology	100
---------------------	-----

INSTALLATION INFORMATION

All dimensions in millimetres



LEGEND

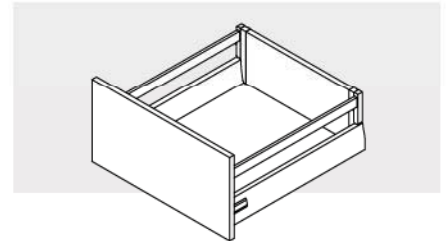
B	Bottom panel	KV	Front edge of cabinet	RW	Back panel
BB	Bottom panel width	LWK	Inside cabinet width	RWB	Width of back panel
BL	Bottom panel length	MET	Minimum installation depth	RWH	Height of back panel
IBB	Inset panel width	NL	Nominal length		

DWD XP

Pot drawer H95 with rectangular railing



- Fully synchronised slide technology without mid-way knock
- Excellent running characteristics
- Maximum stability
- Minimal drawer deflection
- Integrated side and eccentric height adjustment including locking screw
- Tilt angle adjustment using railing holder
- Stable front holder
- Removal and transport protection
- Bottom panel machining not required
- Width of bottom and back panel is the same



ORDER INFORMATION

1 DWD XP drawer sides H95 incl. cover caps			
NL	Aluminium metallic	White	
400	F090075289	F090075290	
450	F090075293	F090075294	
500	F090075297	F090075298	
550	F090075301	F090075302	



2 DWD XP full extension slide with Soft-close			
NL	40 kg	60 kg	
400	F091075475	-	
450	F091075476	F091075528	
500	F091075477	F091075529	
550	F091075478	F091075530	



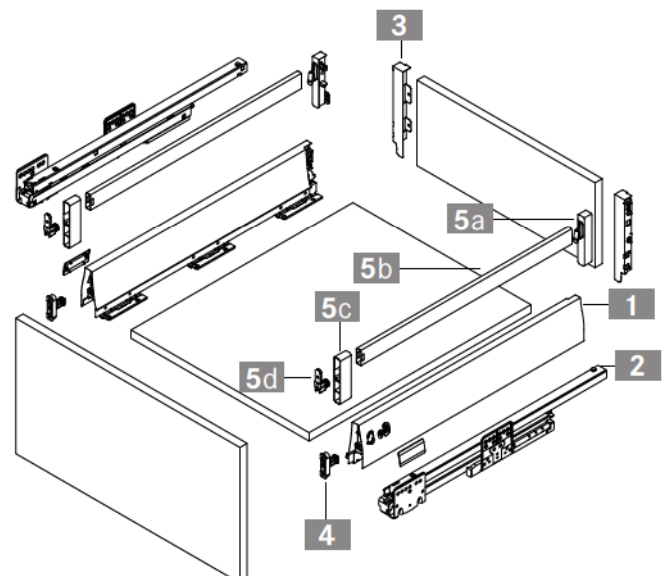
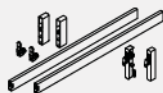
3 Clip set for wooden back panel H182			
	Aluminium metallic	White	
	F092082943	F092082946	



4 Front holder			
	For screw fixing	For press fitting	Expansion dowel
	F092083116	F092083117	F092083119



5 Rectangular screw fixing railing set consisting of items 5a, 5b, 5c, 5d			
NL	Aluminium metallic	White	
400	F092077409	F092072183	
450	F092077410	F092072184	
500	F092077411	F092072185	
550	F092077412	F092072186	



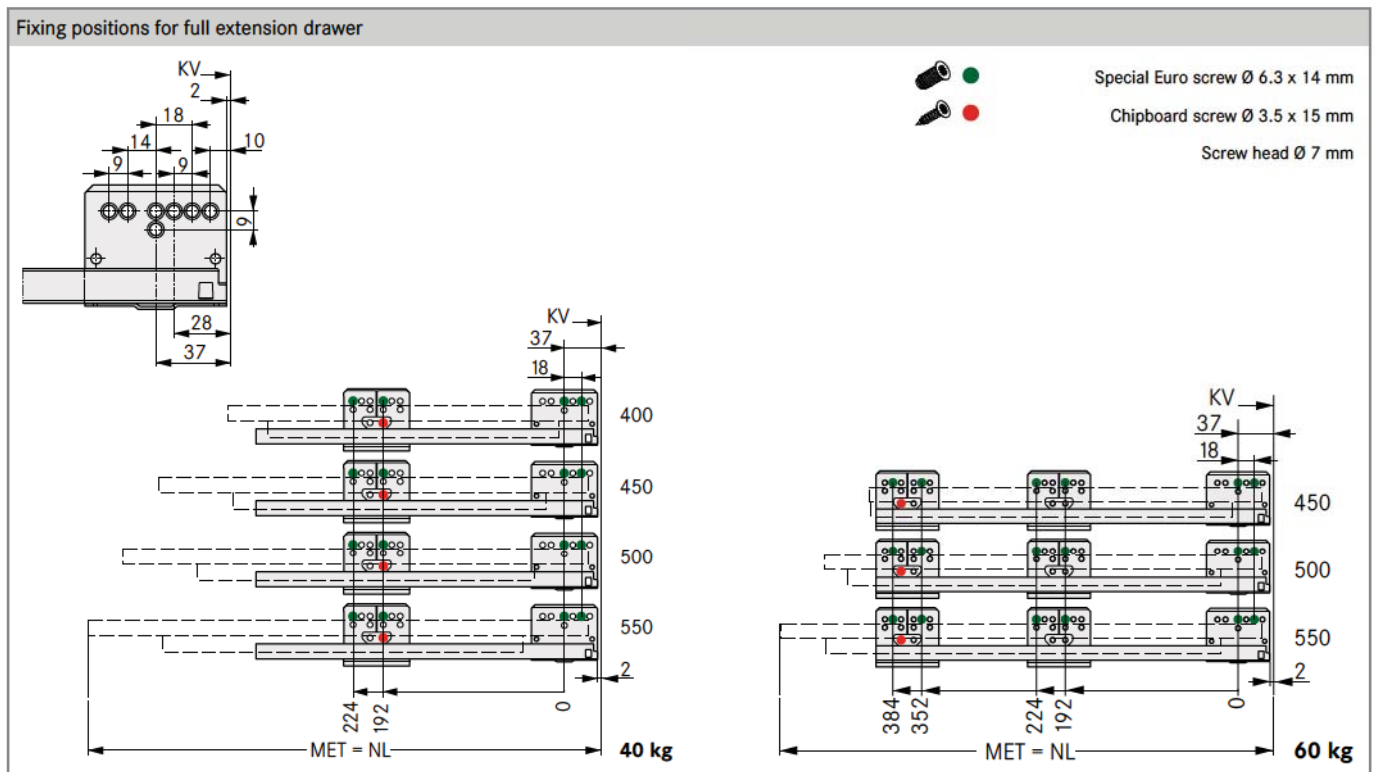
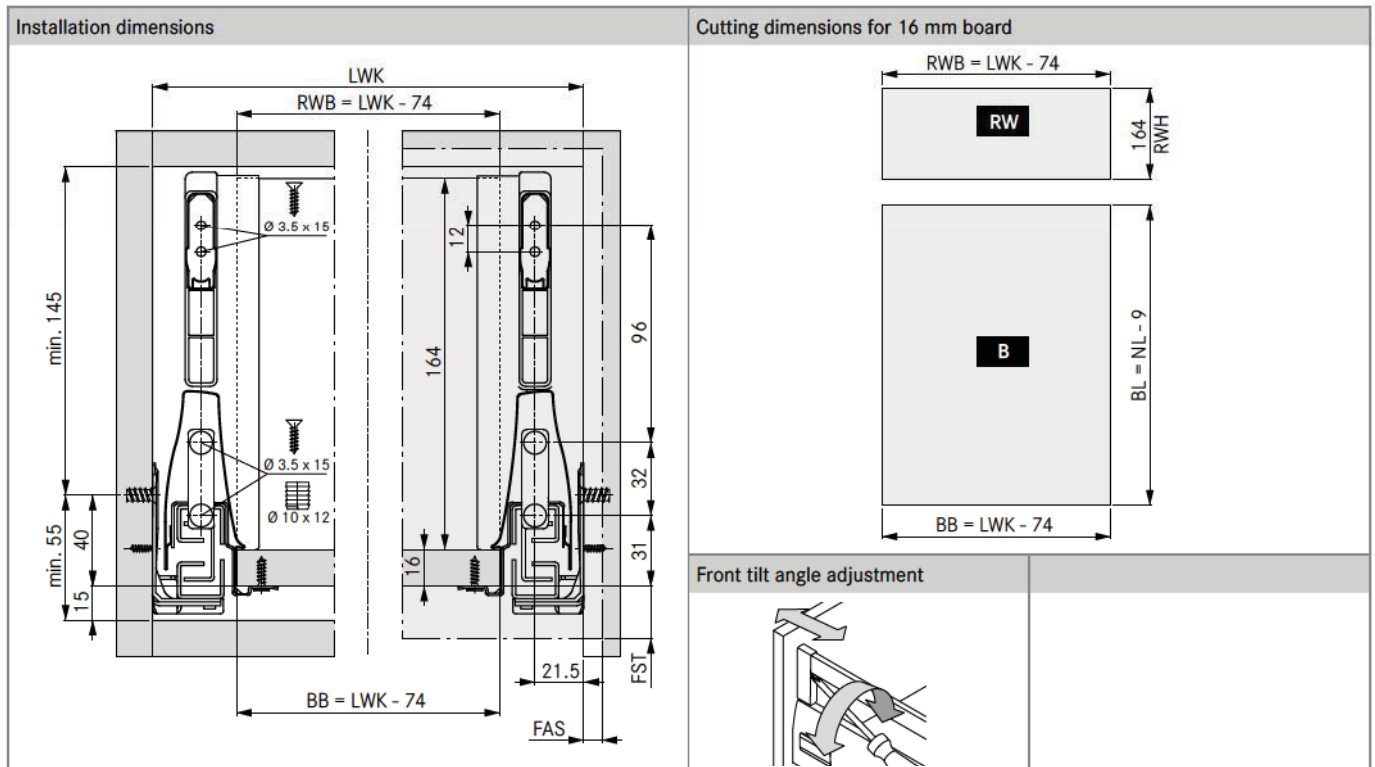
DWD XP rectangular divider railing	86
DWD XP Tipmatic Plus	70

Technical information	72
Assembly technology	100

DWD XP Sensomatic	111
Accessories	92

INSTALLATION INFORMATION

All dimensions in millimetres



LEGEND

B	Bottom panel	FST	Front overlay	NL	Nominal length
BB	Bottom panel width	KV	Front edge of cabinet	RW	Back panel
BL	Bottom panel length	LWK	Inside cabinet width	RWB	Width of back panel
FAS	Front overlay, side	MET	Minimum installation depth	RWH	Height of back panel

DWD XP

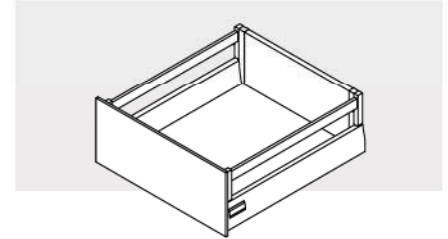
F8 inset drawer H95 with rectangular railing



- Colour-coordinated aluminium front panel for cutting to length
- High-quality visual design due to the smooth inside and outside surfaces
- Same dimensions as for standard drawers (inside depth)
- Fully synchronised slide technology without mid-way knock
- Excellent running characteristics
- Bottom panel machining not required
- Width of bottom and back panel is the same

Important information:

- Width range: 1200 mm; customer can cut intermediate widths as required
- Front-bottom connector recommended from width of 600 mm (see accessories)



ORDER INFORMATION

1 DWD XP drawer sides H95 incl. cover caps			
NL	Aluminium metallic	White	
400	F090075289	F090075290	
450	F090075293	F090075294	
500	F090075297	F090075298	
550	F090075301	F090075302	



2 DWD XP full extension slide with Soft-close			
NL	40 kg	60 kg	
400	F091075475	-	
450	F091075476	F091075528	
500	F091075477	F091075529	
550	F091075478	F091075530	



3 Clip set for wooden back panel H182			
	Aluminium metallic	White	
	F092082943	F092082946	



4 Cover caps for front panel profile			
	Aluminium metallic	White	
	F092101452	F102101449	



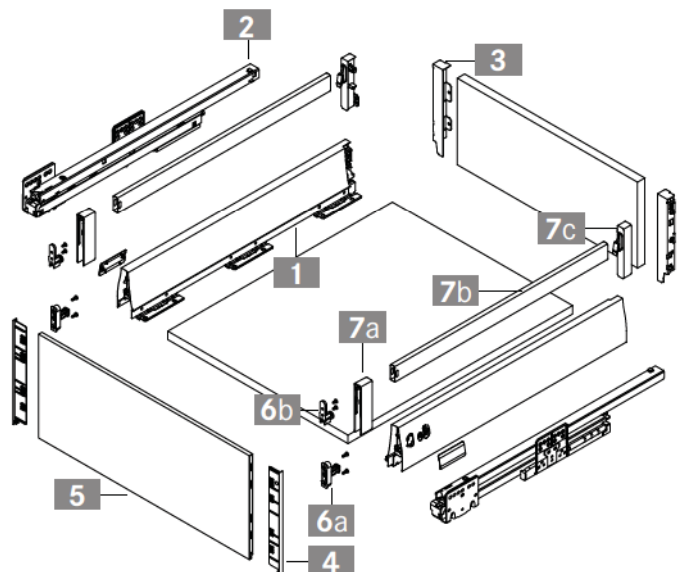
5 F8 front panel profile H186, S16 Front panel profile without holes			
L	Aluminium metallic	White	
1200	F092101380	F102101377	



6 Screw-on front holder consisting of items 6a, 6b			
	Item No.		
	F102101587		



7 Rectangular screw fixing railing set consisting of items 7a (1x l/r), 7b (2x), 7c (1x l/r)			
NL	Aluminium metallic	White	
400	F092077409	F092072183	
450	F092077410	F092072184	
500	F092077411	F092072185	
550	F092077412	F092072186	



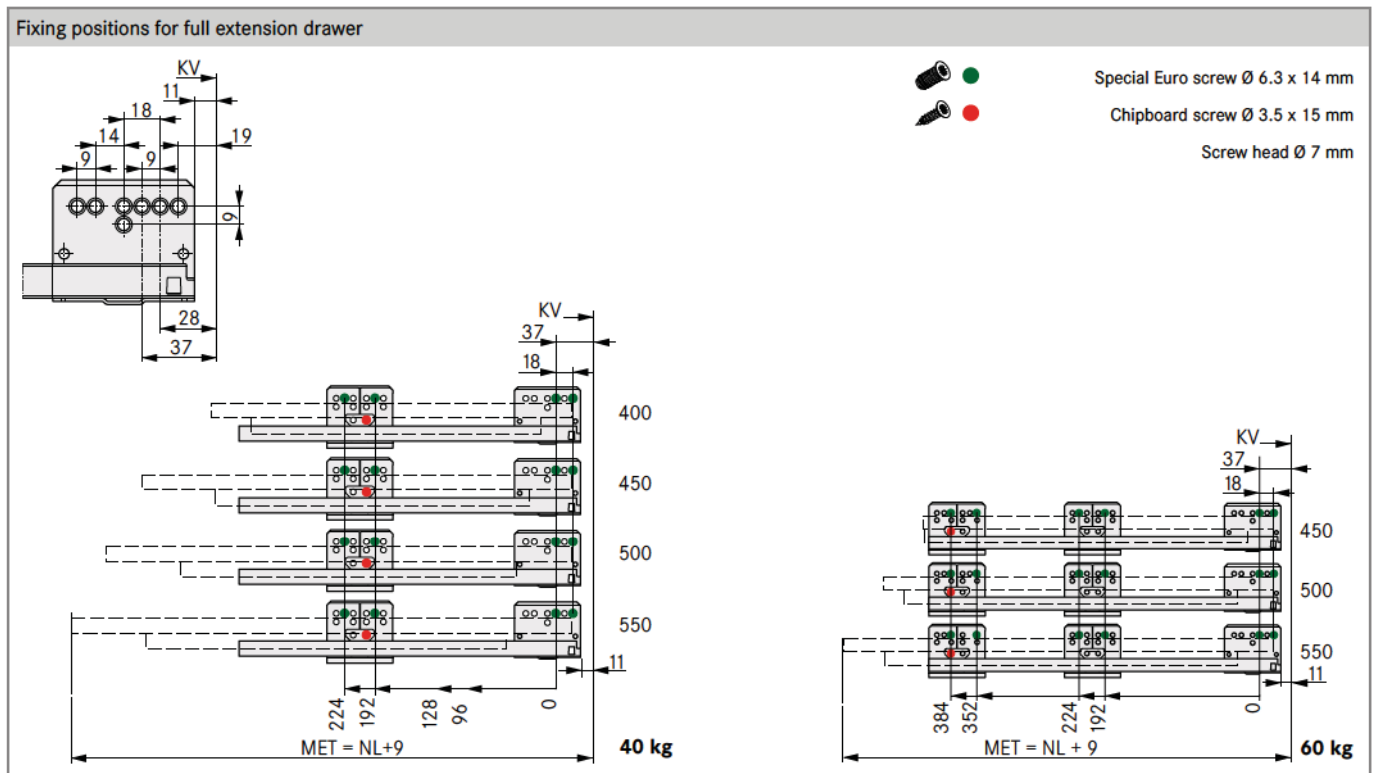
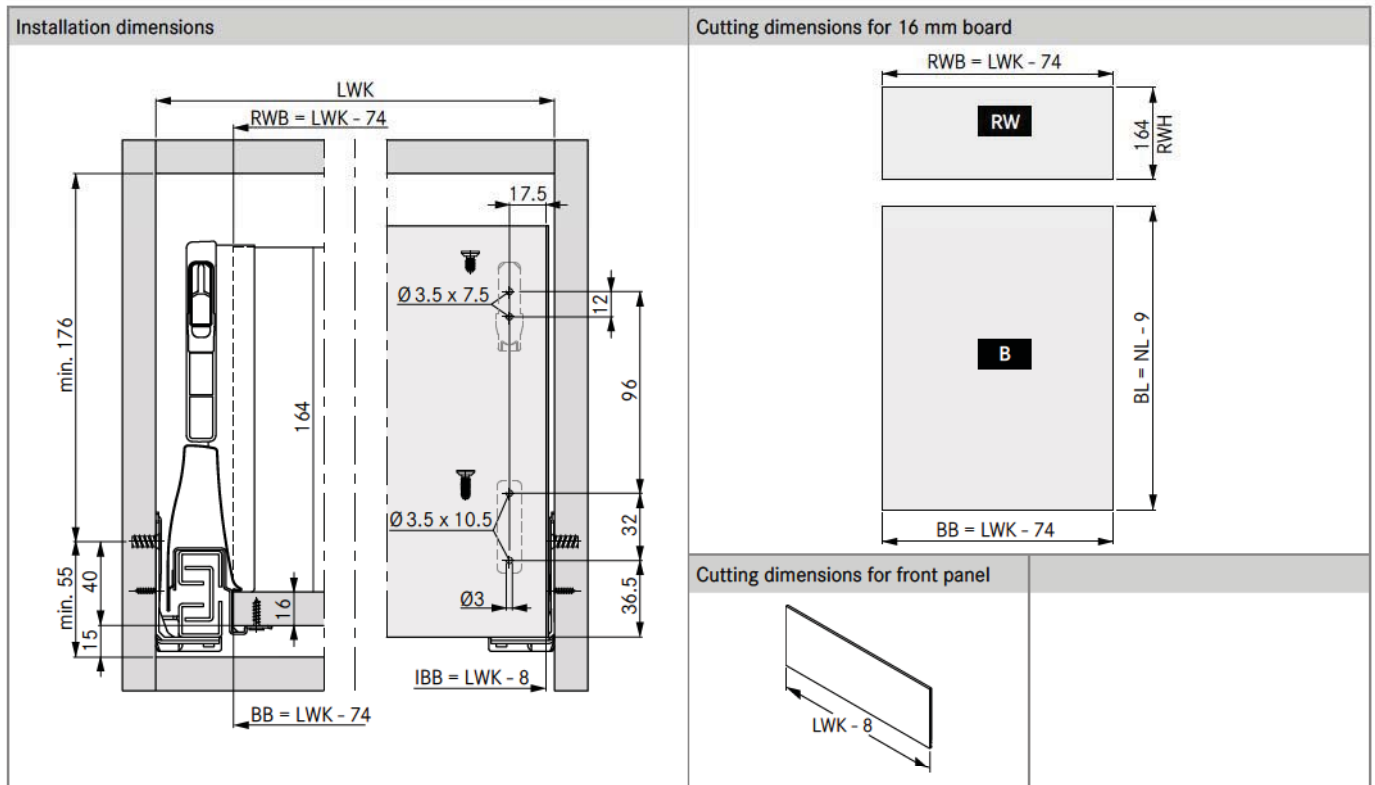
DWD XP rectangular divider railing	86
DWD XP Tipmatic Plus	70

Accessories	92
Technical information	72

DWD XP Sensomatic	111
Assembly technology	100

INSTALLATION INFORMATION

All dimensions in millimetres



LEGEND

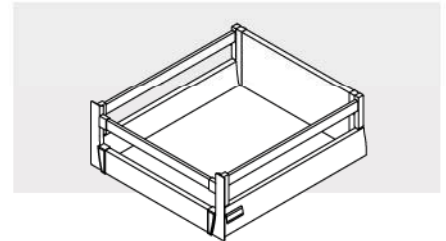
B	Bottom panel	KV	Front edge of cabinet	RW	Back panel
BB	Bottom panel width	LWK	Inside cabinet width	RWB	Width of back panel
BL	Bottom panel length	MET	Minimum installation depth	RWH	Height of back panel
IBB	Inset panel width	NL	Nominal length		

DWD XP

Inset drawer H95 with rectangular railing



- Colour-coordinated aluminium front panel for cutting to length
- Easy to fit
- Fully synchronised slide technology without mid-way knock
- Excellent running characteristics
- Maximum stability
- Minimal drawer deflection
- Integrated side and eccentric height adjustment including locking screw
- Width of bottom and back panel is the same



ORDER INFORMATION

1 DWD XP drawer sides H95 incl. cover caps			
NL	Aluminium metallic	White	
400	F090075289	F090075290	
450	F090075293	F090075294	
500	F090075297	F090075298	
550	F090075301	F090075302	



2 DWD XP full extension slide with Soft-close			
NL	40 kg	60 kg	
400	F091075475	-	
450	F091075476	F091075528	
500	F091075477	F091075529	
550	F091075478	F091075530	



3 Clip set for wooden back panel H182			
	Aluminium metallic	White	
	F092082943	F092082946	



4 Panel profile S16 for cutting to length			
KB	Aluminium metallic	White	
1200	F092083056	F092083077	



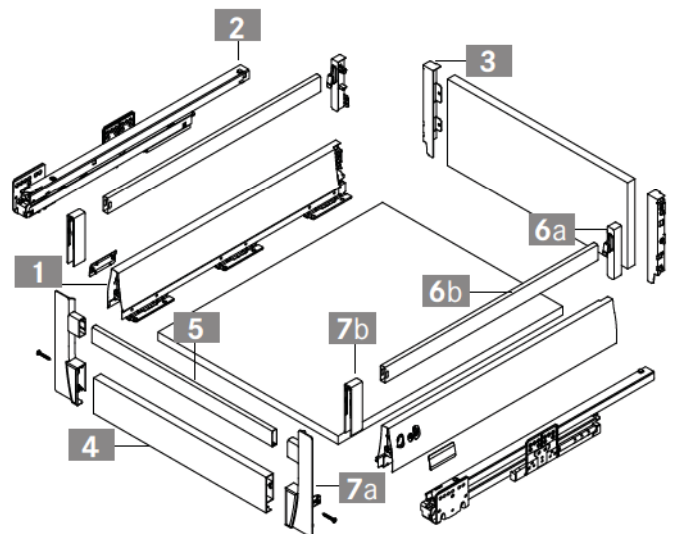
5 Rectangular railing profile for cutting to length			
L	Aluminium metallic	White	
1150	F092077417	F092076916	



6 Rectangular screw fixing railing set consisting of items 6a (1x l/r), 6b (2x)			
NL	Aluminium metallic	White	
400	F092077409	F092072183	
450	F092077410	F092072184	
500	F092077411	F092072185	
550	F092077412	F092072186	



7 Panel clip set for rectangular railing H95/182 consisting of items 7a (1x l/r), 7b (2x)			
	Aluminium metallic	White	
	F092077415	F092077416	



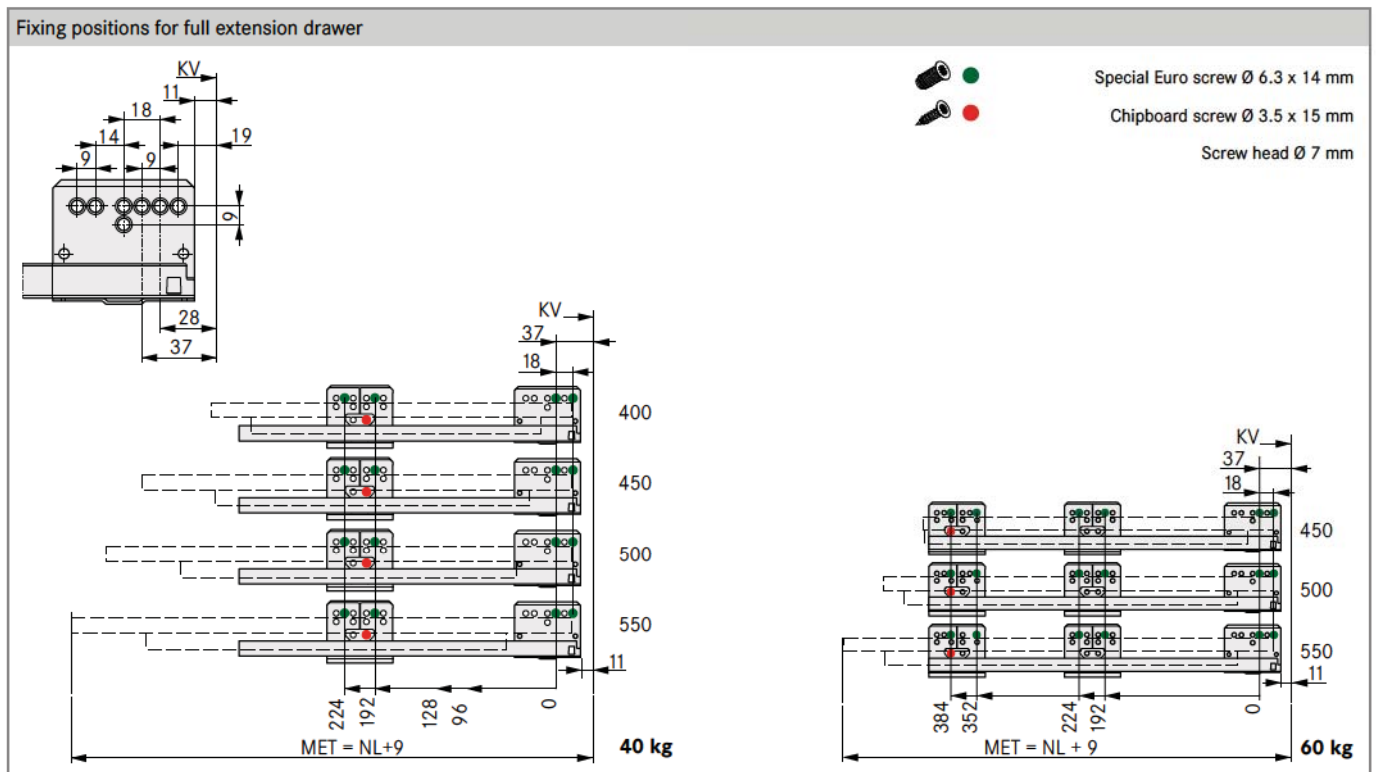
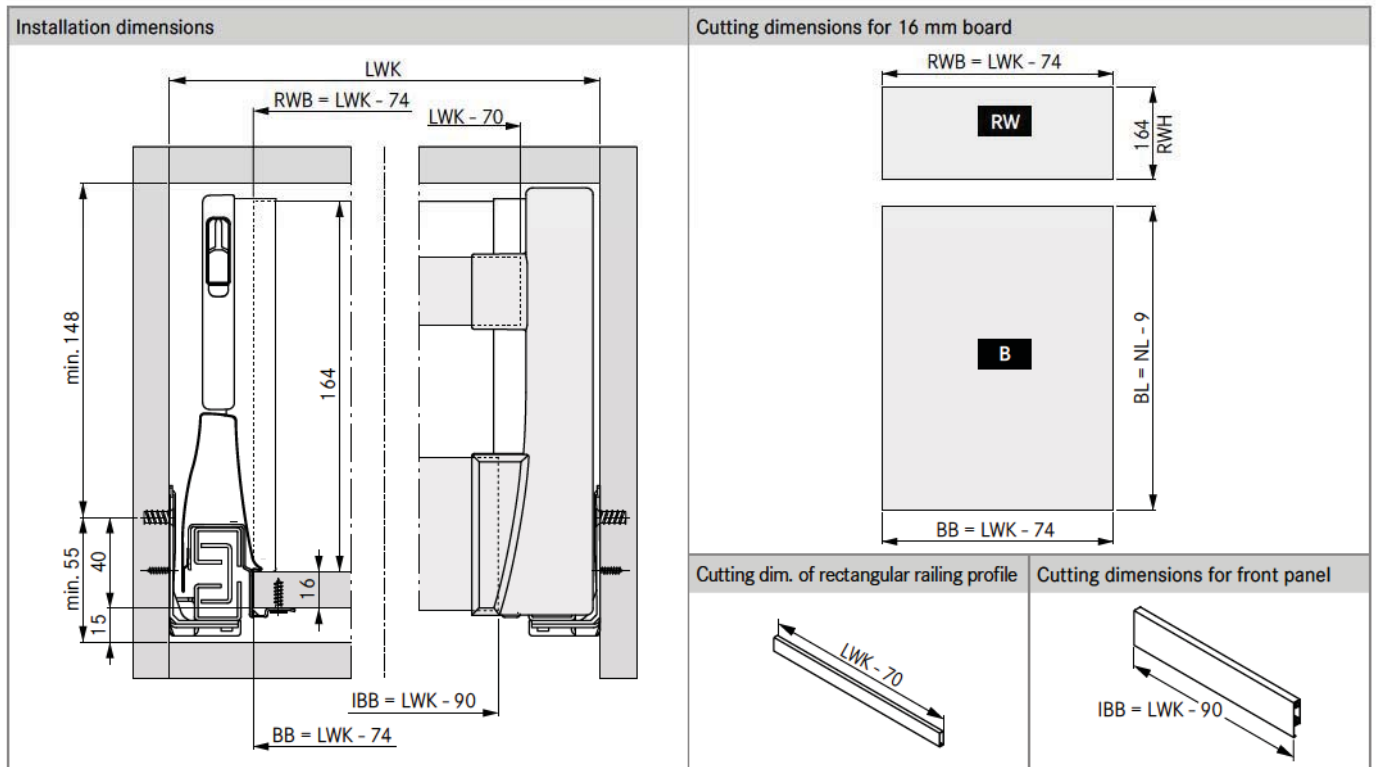
DWD XP rectangular divider railing	86
DWD XP Tipmatic Plus	70

Accessories	92
Technical information	72

DWD XP Sensomatic	111
Assembly technology	100

INSTALLATION INFORMATION

All dimensions in millimetres



LEGEND

B	Bottom panel	KV	Front edge of cabinet	RW	Back panel
BB	Bottom panel width	LWK	Inside cabinet width	RWB	Width of back panel
BL	Bottom panel length	MET	Minimum installation depth	RWH	Height of back panel
IBB	Inset panel width	NL	Nominal length		

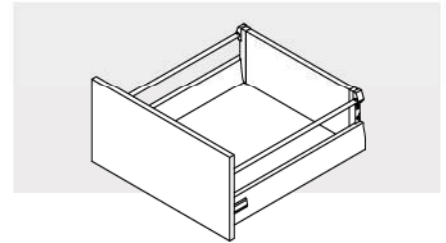
DWD XP

Pot drawer H95 with round railing



- Fully synchronised slide technology without mid-way knock
- Excellent running characteristics
- Maximum stability
- Minimal drawer deflection
- Integrated side and eccentric height adjustment including locking screw
- Tool-free tilt angle adjustment using round railing
- Stable front holder
- Removal and transport protection
- Bottom panel machining not required

- Width of bottom and back panel is the same
- All add-on systems can be retrofitted



ORDER INFORMATION

1 DWD XP drawer sides H95 incl. cover caps			
NL	Aluminium metallic	White	Stainless steel
350	F090075285	F090075286	F090075288
400	F090075289	F090075290	F090075292
450	F090075293	F090075294	F090075296
500	F090075297	F090075298	F090075300
550	F090075301	F090075302	F090075304
600	F090075305	F090077345	-
650	F090075308	F090077346	-



2 DWD XP full extension slide with Soft-close			
NL	40 kg	60 kg	
350	F091075474	-	
400	F091075475	-	
450	F091075476	F091075528	
500	F091075477	F091075529	
550	F091075478	F091075530	
600	-	F091075531	
650	-	F091075532	



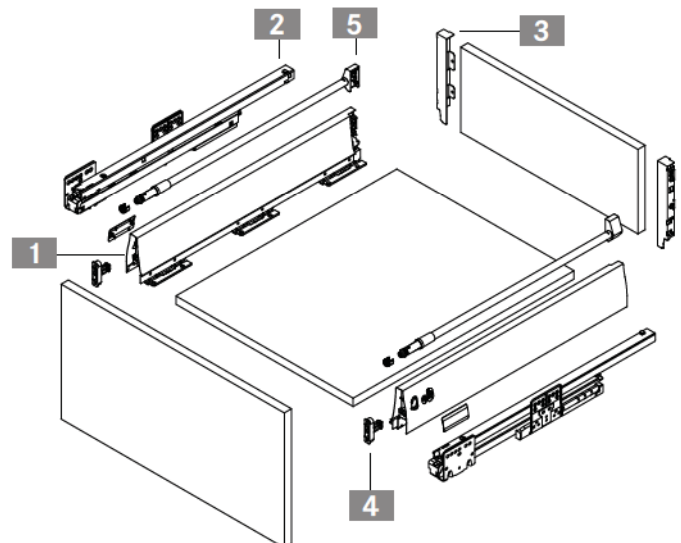
3 Clip set for wooden back panel H182			
	Aluminium metallic	White	Nickel-plated
	F092082943	F092082946	F092082949



4 Front holder			
	For screw fixing	For press fitting	Expansion dowel
	F092083116	F092083117	F092083119



5 Round railing set for screw fixing			
NL	Aluminium metallic	White	Nickel-plated
350	F092075875	F092075876	F092075874
400	F092075878	F092075879	F092075877
450	F092075881	F092075882	F092075880
500	F092075884	F092075885	F092075883
550	F092075887	F092075888	F092075886
600	F092075890	F092071890	-
650	F092075892	F092077401	-



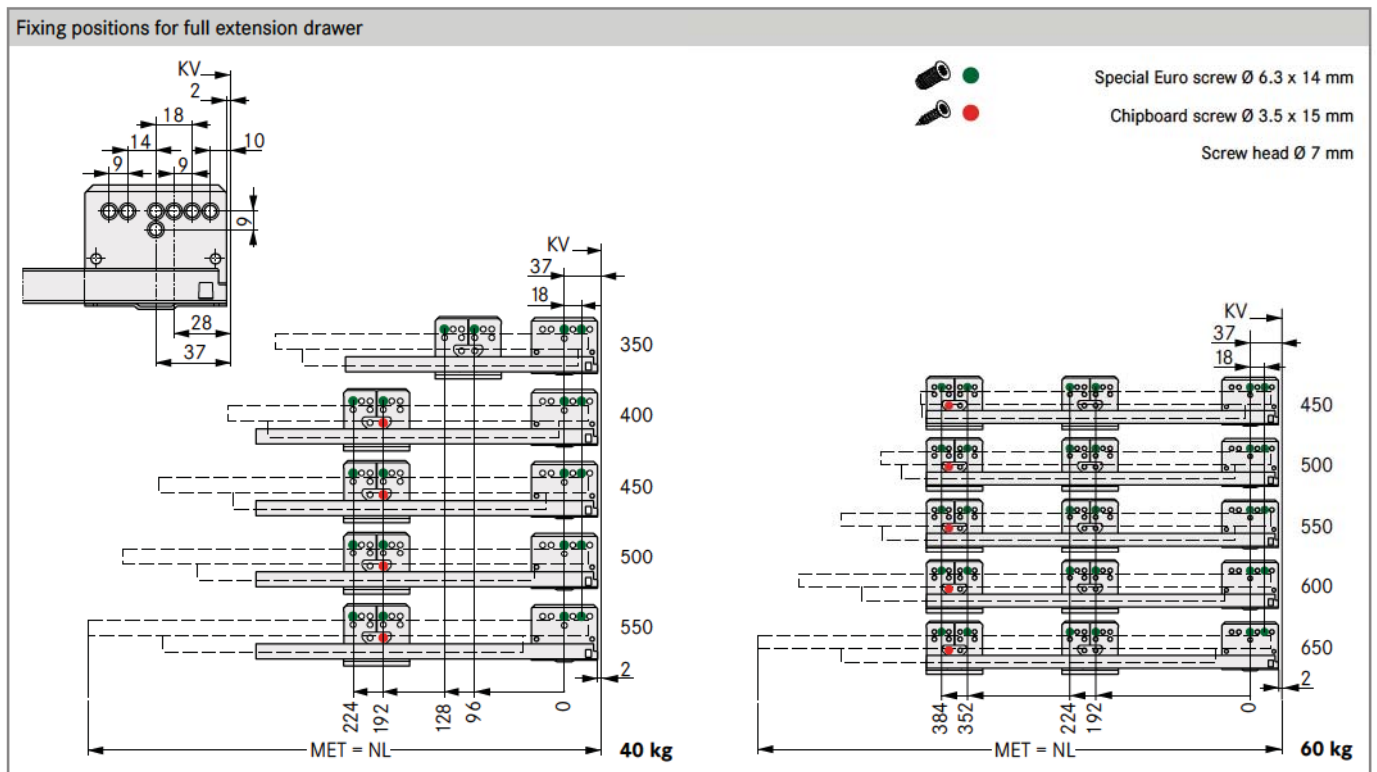
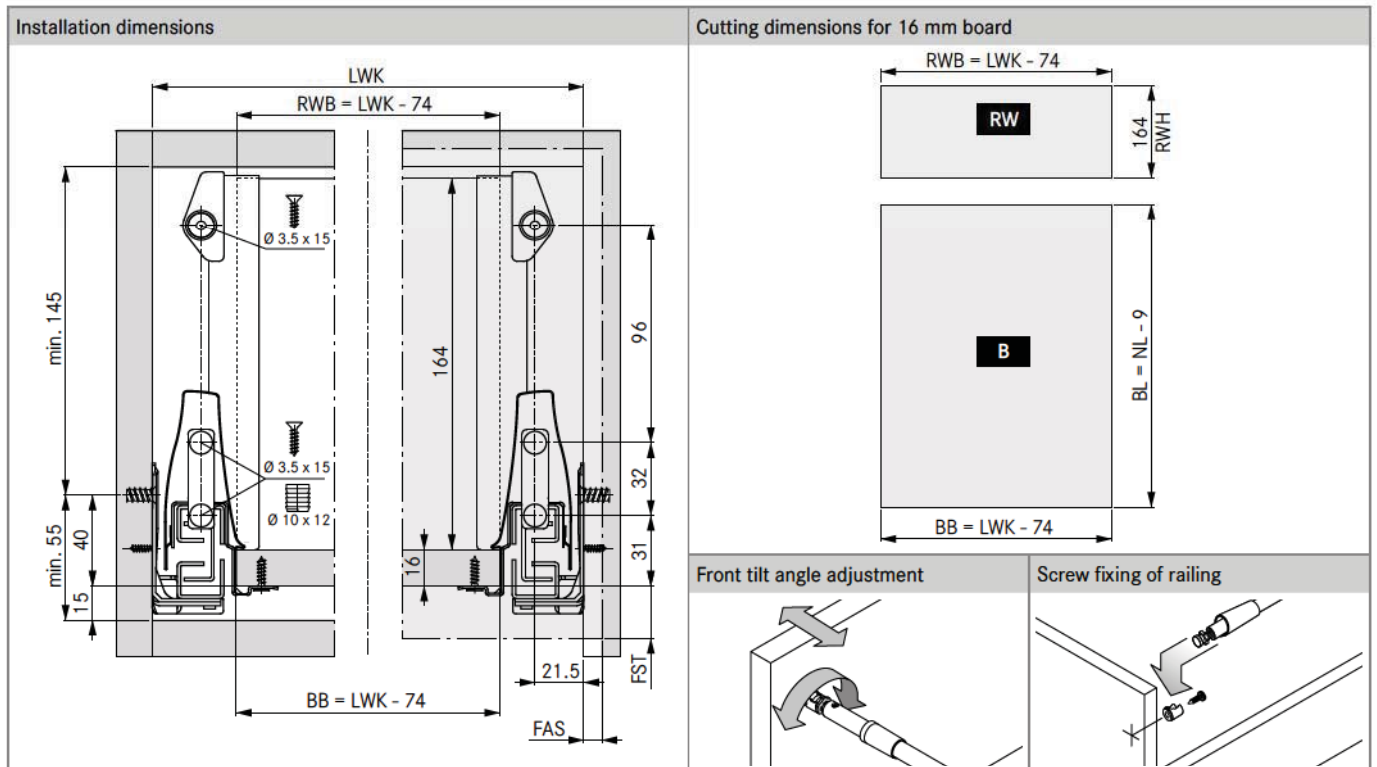
DWD XP Magic Optima	80
DWD XP round railing divider	88

DWD XP organising systems	90
DWD XP Tipmatic Plus	70

Technical information	72
DWD XP Sensomatic	111

INSTALLATION INFORMATION

All dimensions in millimetres



LEGEND

B	Bottom panel	FST	Front overlay	NL	Nominal length
BB	Bottom panel width	KV	Front edge of cabinet	RW	Back panel
BL	Bottom panel length	LWK	Inside cabinet width	RWB	Width of back panel
FAS	Front overlay, side	MET	Minimum installation depth	RWH	Height of back panel

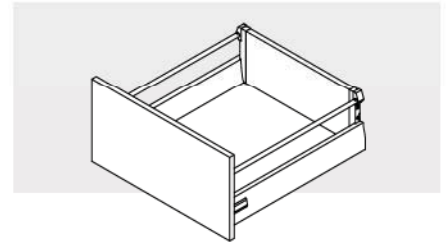
DWD XP

Pot drawer H95 with round quick-mounting railing



- Tool-free railing installation
- Fully synchronised slide technology without mid-way knock
- Excellent running characteristics
- Maximum stability
- Minimal drawer deflection
- Integrated side and eccentric height adjustment including locking screw
- Tool-free tilt angle adjustment using round railing
- Stable front holder
- Removal and transport protection
- Bottom panel machining not required

- Width of bottom and back panel is the same
- All add-on systems can be retrofitted



ORDER INFORMATION

1 DWD XP drawer sides H95 incl. cover caps			
NL	Aluminium metallic		
350	F090075285		
400	F090075289		
450	F090075293		
500	F090075297		
550	F090075301		
600	F090075305		
650	F090075308		



2 DWD XP full extension slide with Soft-close			
NL	40 kg	60 kg	
350	F091075474	-	
400	F091075475	-	
450	F091075476	F091075528	
500	F091075477	F091075529	
550	F091075478	F091075530	
600	-	F091075531	
650	-	F091075532	



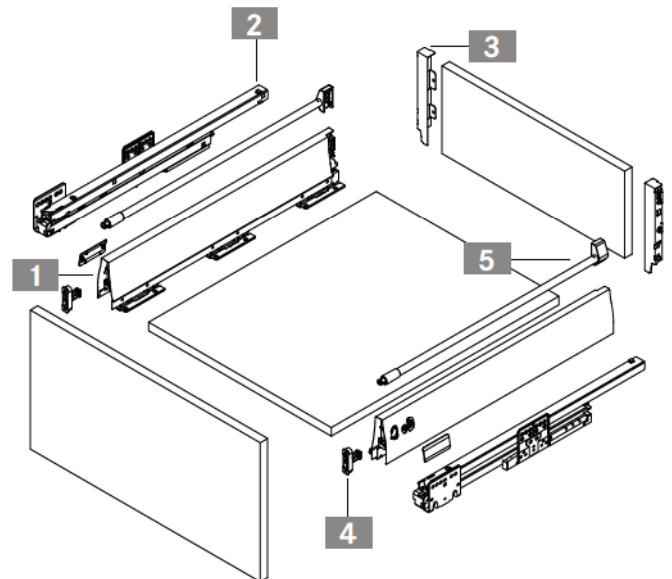
3 Clip set for wooden back panel H182			
	Aluminium metallic		
	F092082943		



4 Front holder			
	For screw fixing	For press fitting	Expansion dowel
	F092083116	F092083117	F092083119



5 Quick-mounting railing set			
NL	Aluminium metallic		
350	F092075962		
400	F092075974		
450	F092075989		
500	F092082405		
550	F092082420		
600	F092082429		
650	F092082435		



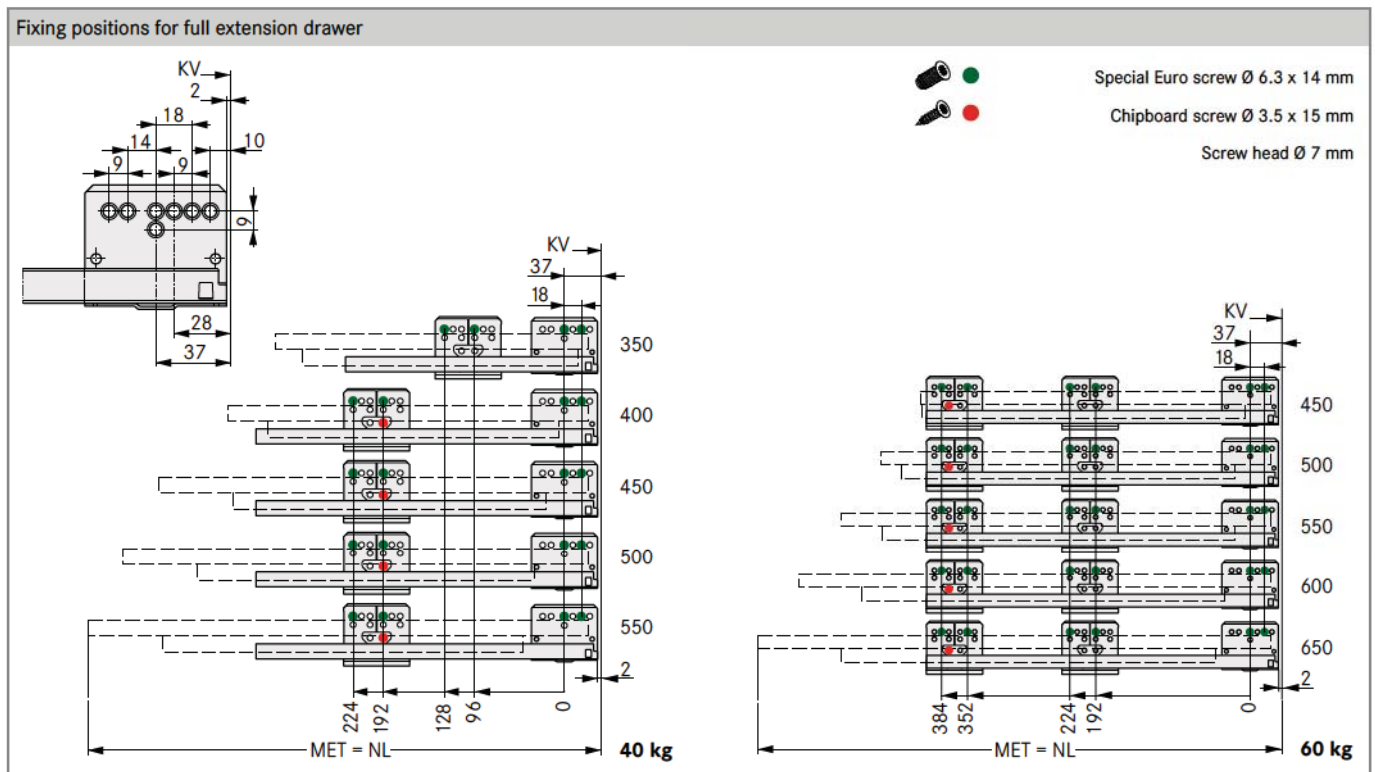
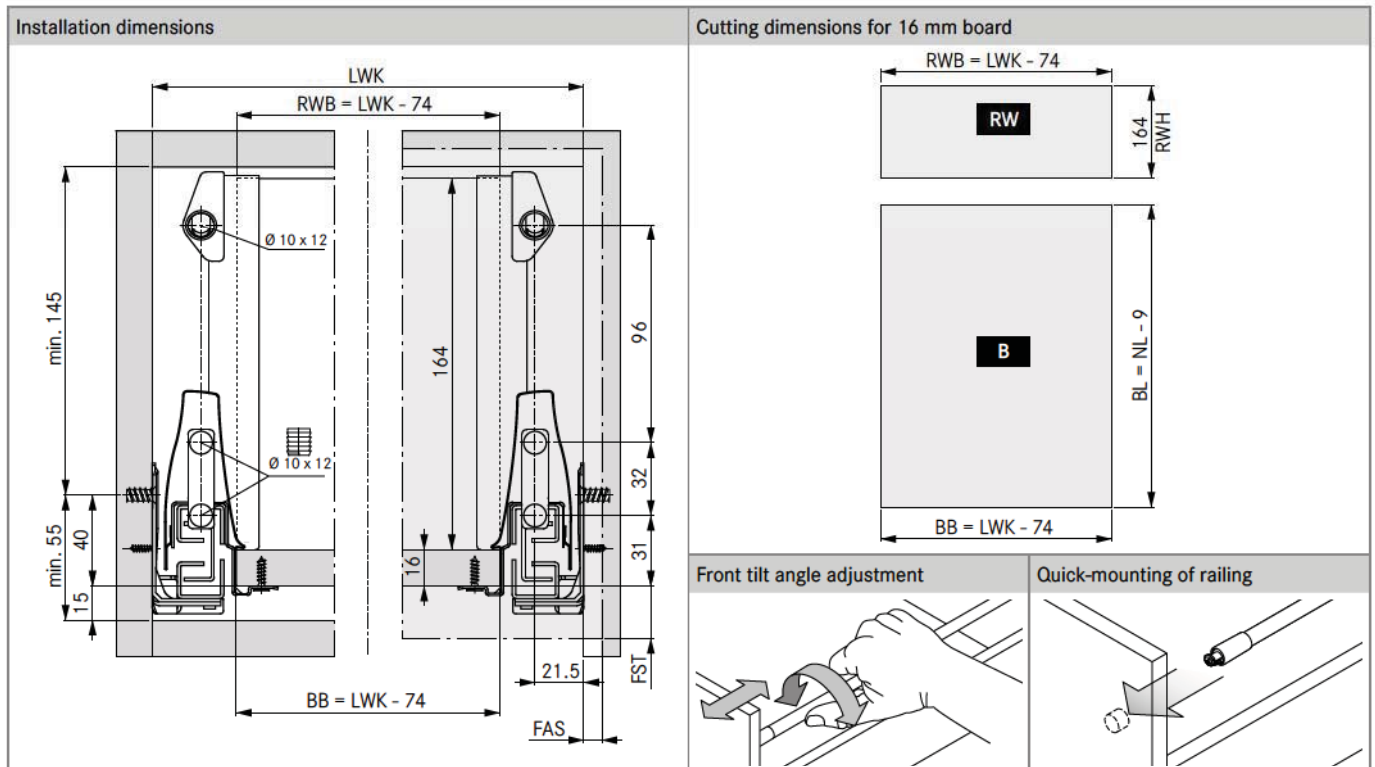
DWD XP Magic Optima	80
DWD XP round railing divider	88

DWD XP organising systems	90
DWD XP Tipmatic Plus	70

Technical information	72
DWD XP Sensomatic	111

INSTALLATION INFORMATION

All dimensions in millimetres



LEGEND

B	Bottom panel	FST	Front overlay	NL	Nominal length
BB	Bottom panel width	KV	Front edge of cabinet	RW	Back panel
BL	Bottom panel length	LWK	Inside cabinet width	RWB	Width of back panel
FAS	Front overlay, side	MET	Minimum installation depth	RWH	Height of back panel

DWD XP

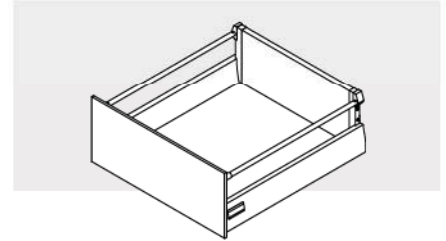
F8 inset drawer H95 with round railing



- Colour-coordinated aluminium front panel for cutting to length
- High-quality visual design due to the smooth inside and outside surfaces
- Same dimensions as for standard drawers (inside depth)
- Fully synchronised slide technology without mid-way knock
- Excellent running characteristics
- Bottom panel machining not required
- Width of bottom and back panel is the same

Important information:

- Width range: 1200 mm; customer can cut intermediate widths as required
- Front-bottom connector recommended from width of 600 mm (see accessories)



ORDER INFORMATION

1 DWD XP drawer sides H95 incl. cover caps			
NL	Aluminium metallic	White	Edelstahl
400	F090075289	F090075290	-
450	F090075293	F090075294	-
500	F090075297	F090075298	F090075300
550	F090075301	F090075302	-
600	F090075305	F090077345	-

2 DWD XP full extension slide with Soft-close			
NL	40 kg	60 kg	
400	F091075475	-	
450	F091075476	F091075528	
500	F091075477	F091075529	
550	F091075478	F091075530	
600	-	F091075531	

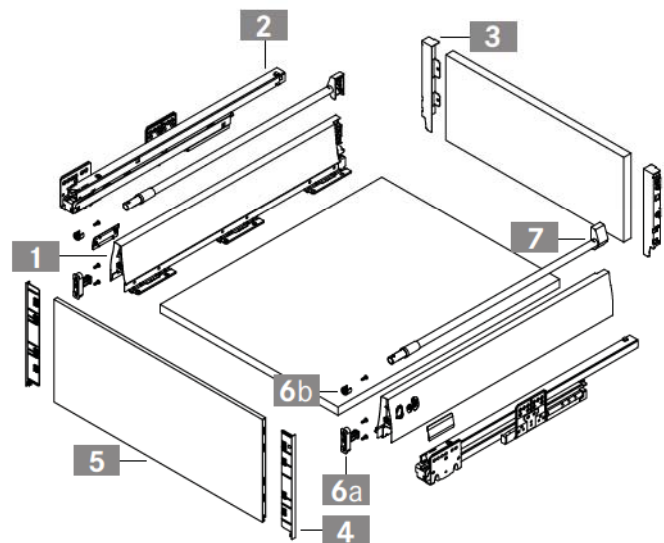
3 Clip set for wooden back panel H182			
	Aluminium metallic	White	Nickel-plated
	F092082943	F092082946	F092082949

4 Cover caps for front panel profile			
	Aluminium metallic	White	
	F092101452	F102101449	

5 F8 front panel profile H186, S16 Front panel profile without holes			
L	Aluminium metallic	White	
1200	F092101380	F102101377	

6 Screw-on front holder consisting of items 6a, 6b			
	Item No.		
	F092101590		

7 Side railing set for inset drawer			
NL	Aluminium metallic	White	Nickel-plated
400	F092078012	F092078015	-
450	F092078013	F092078016	-
500	F092082446	F092082447	F092082445
550	F092116378	F092078017	-
600	F092078014	F092078018	-



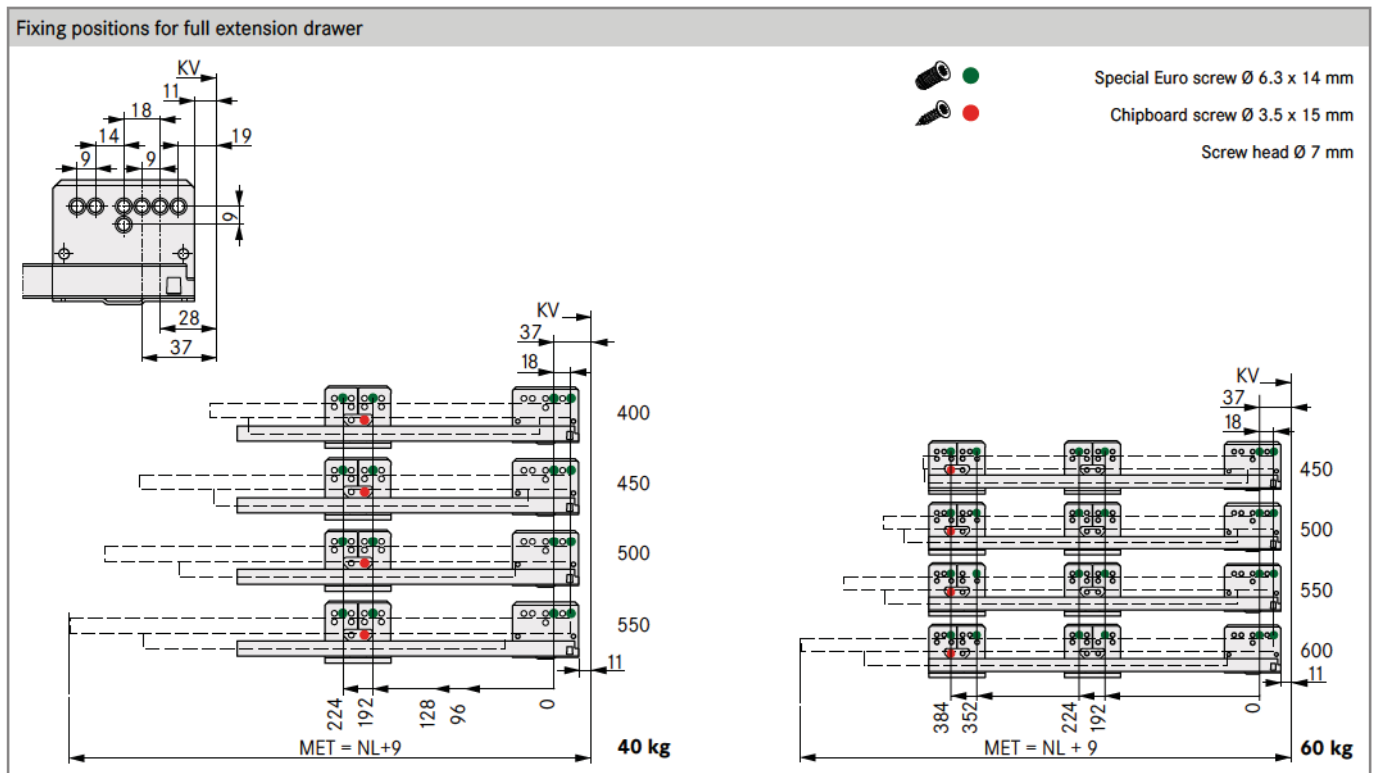
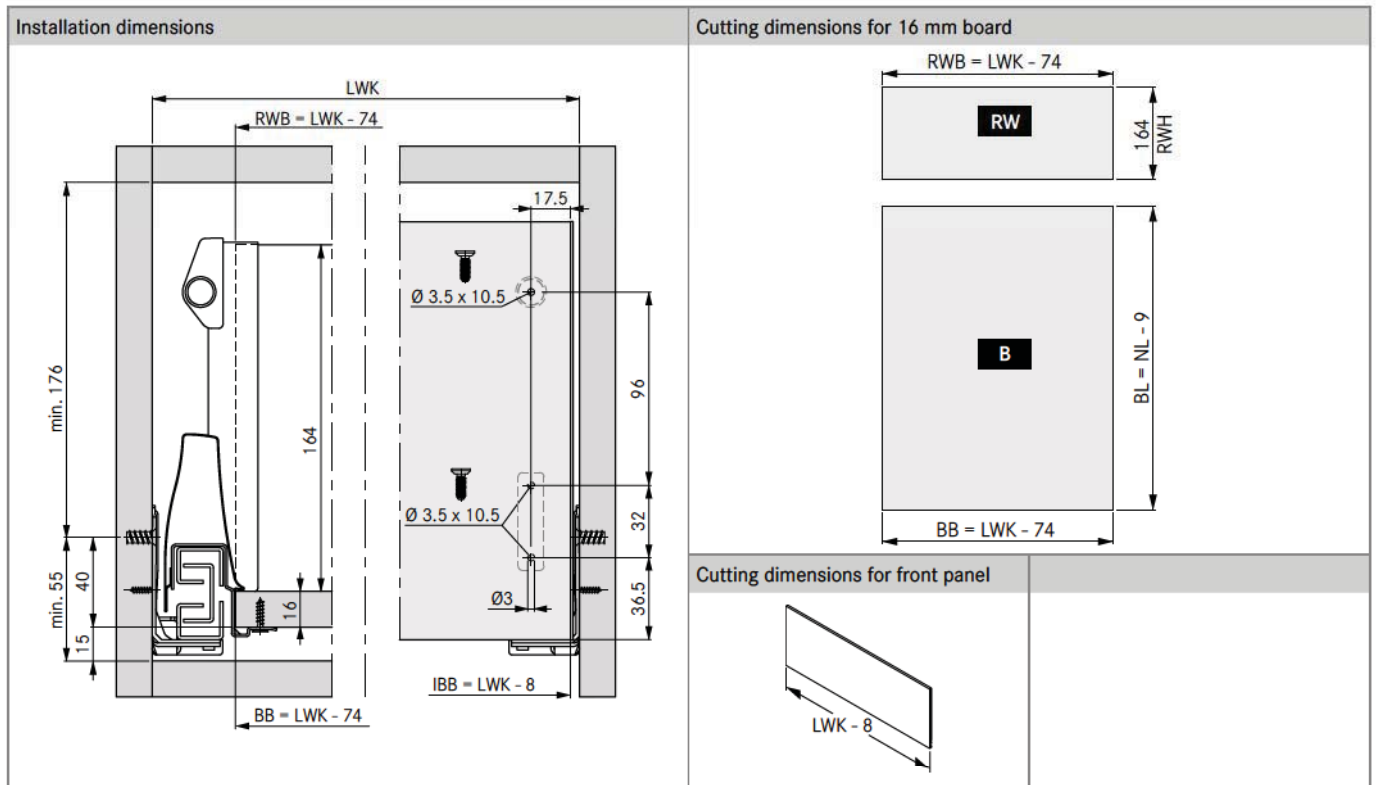
DWD XP Magic Optima	80
DWD XP round railing divider	88

DWD XP Tipmatic Plus	70
Technical information	72

DWD XP Sensomatic	111
Assembly technology	100

INSTALLATION INFORMATION

All dimensions in millimetres



LEGEND

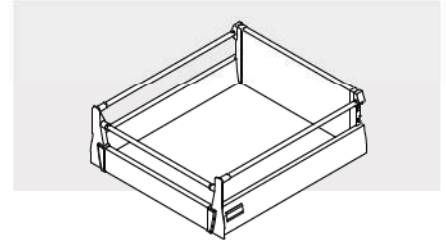
B	Bottom panel	KV	Front edge of cabinet	RW	Back panel
BB	Bottom panel width	LWK	Inside cabinet width	RWB	Width of back panel
BL	Bottom panel length	MET	Minimum installation depth	RWH	Height of back panel
IBB	Inset panel width	NL	Nominal length		

DWD XP

Inset drawer H95 with round railing



- Colour-coordinated aluminium front panel for cutting to length
- Easy to fit
- Fully synchronised slide technology without mid-way knock
- Excellent running characteristics
- Maximum stability
- Minimal drawer deflection
- Integrated side and eccentric height adjustment including locking screw
- Bottom panel machining not required
- Width of bottom and back panel is the same
- All add-on systems can be retrofitted



ORDER INFORMATION

1 DWD XP drawer sides H95 incl. cover caps			
NL	Aluminium metallic	White	Stainless steel
400	F090075289	F090075290	-
450	F090075293	F090075294	-
500	F090075297	F090075298	F090075300
550	F090075301	F090075302	-
600	F090075305	F090077345	-



2 DWD XP full extension slide with Soft-close			
NL	40 kg	60 kg	
400	F091075475	-	
450	F091075476	F091075528	
500	F091075477	F091075529	
550	F091075478	F091075530	
600	-	F091075531	



3 Clip set for wooden back panel H182			
	Aluminium metallic	White	Nickel-plated
	F092082943	F092082946	F092082949



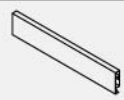
4 Side railing set for inset drawer			
NL	Aluminium metallic	White	Nickel-plated
400	F092078012	F092078015	-
450	F092078013	F092078016	-
500	F092082446	F092082447	F092082445
550	F092116378	F092078017	-
600	F092078014	F092078018	-



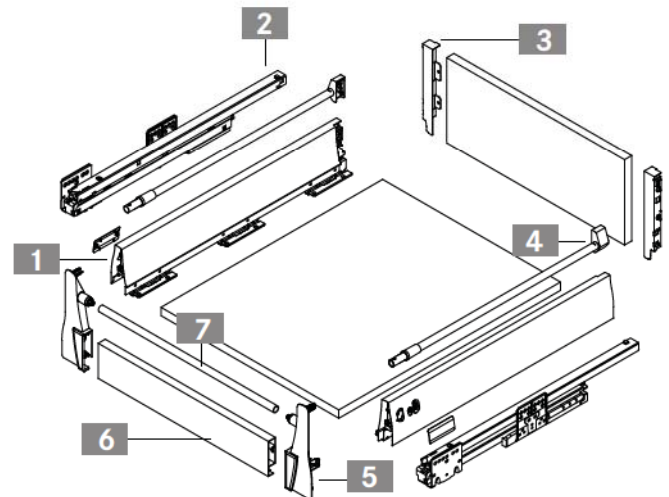
5 Panel clip H182			
	Aluminium grey	White	
	F092083101	F092076841	



6 Panel profile KB 1200/S16 for cutting to length			
	Aluminium metallic	White	Anodised
	F092083056	F092083077	F092115190



7 Round railing tube KB 1200/S16 for cutting to length			
	Aluminium metallic	White	Nickel-plated
	F092082461	F092082479	F092082478



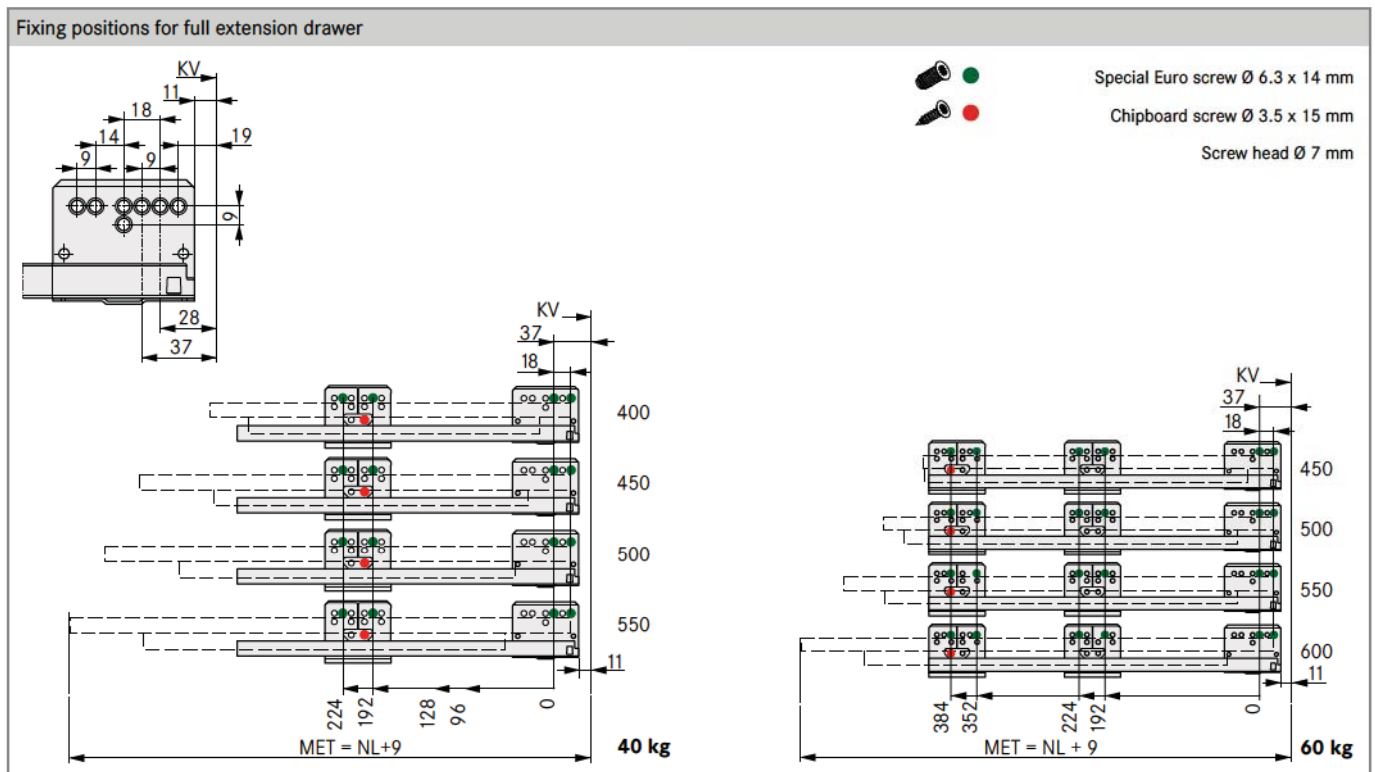
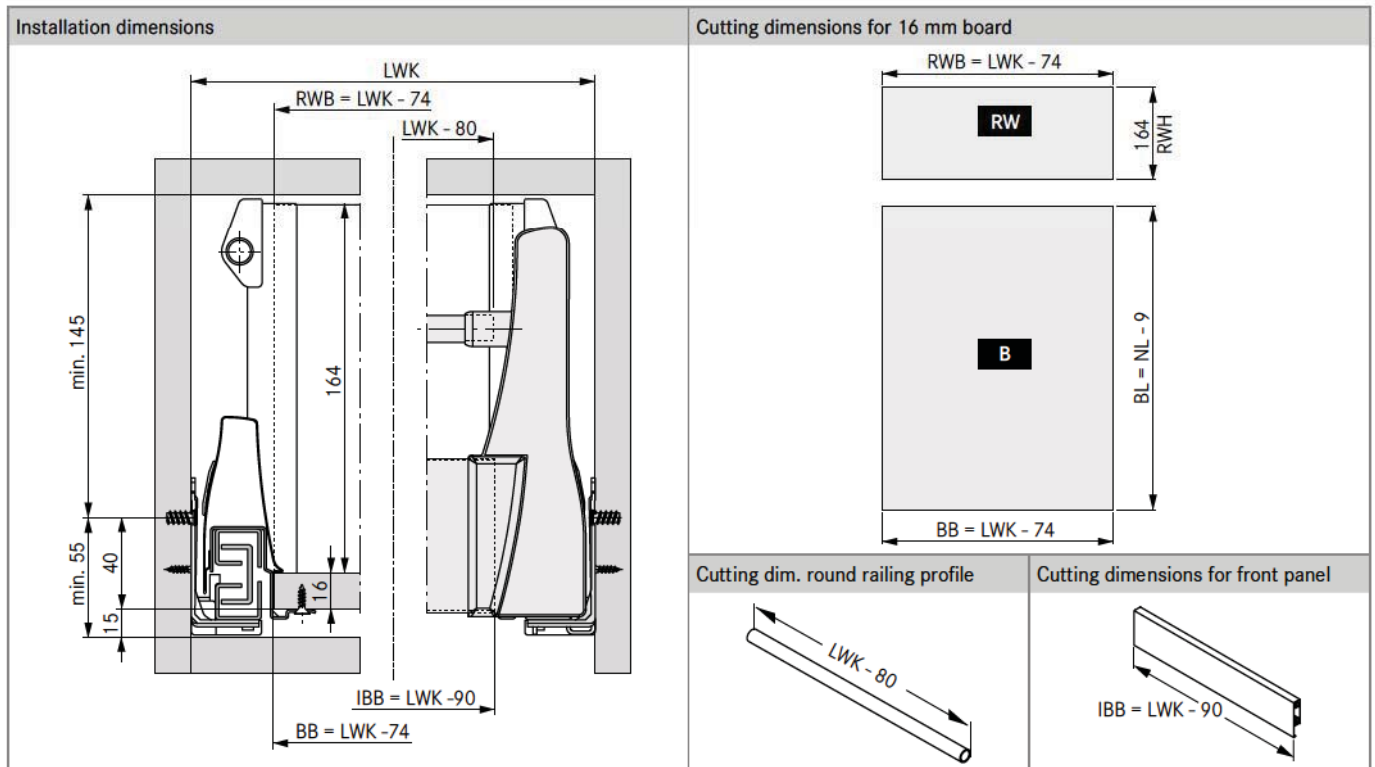
DWD XP Magic Optima	80
DWD XP round railing divider	88

DWD XP Tipmatic Plus	70
Technical information	72

DWD XP Sensomatic	111
Assembly technology	100

INSTALLATION INFORMATION

All dimensions in millimetres



LEGEND

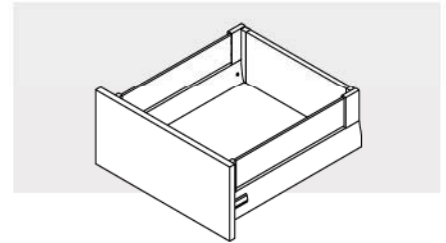
B Bottom panel	KV Front edge of cabinet	RW Back panel
BB Bottom panel width	LWK Inside cabinet width	RWB Width of back panel
BL Bottom panel length	MET Minimum installation depth	RWH Height of back panel
IBB Inset panel width	NL Nominal length	

DWD XP

Pot drawer H95 with TOP add-on



- Elegant add-on system
- Individual design by using different materials as inserts, such as glass or plastic
- Suitable for 8 mm side-in elements
- Tilt angle adjustment integrated in drawer side



ORDER INFORMATION

1 DWD XP drawer sides H95 with integrated tilt angle adjustment, without cover caps			
NL	Aluminium metallic	White	
275	F090116723	F090116750	
300	F090116726	F090116753	
350	F090116729	F090116756	
400	F090116732	F090116759	
450	F090116735	F090116762	
500	F090116738	F090116765	
550	F090116741	F090116768	
600	F090116744	F090116771	
650	F090116747	F090116774	

2 DWD XP full extension slide with Soft-close			
NL	40 kg	60 kg	
275	F091075473	-	
300	F091077407	-	
350	F091075474	-	
400	F091075475	-	
450	F091075476	F091075528	
500	F091075477	F091075529	
550	F091075478	F091075530	
600	-	F091075531	
650	-	F091075532	

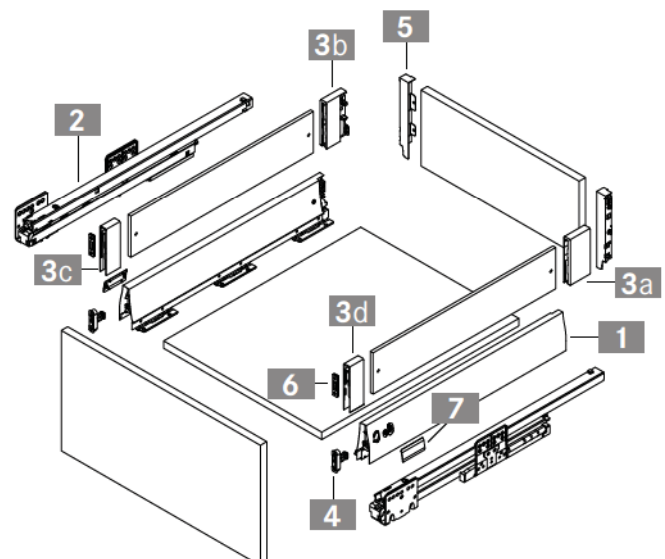
3 Top add-on, consisting of: Items 3a, 3b, 3c, 3d			
	Aluminium metallic	White	
	F092116696	F092116698	

4 Front holder			
	For screw fixing	For press fitting	Expansion dowel
	F092083116	F092083117	F092083119

5 Clip set for wooden back panel H182			
	Aluminium metallic	White	
	F092082943	F092082946	

6 Front holder for glass holder			
	For screw fixing	For press fitting	
	F092072255	F092072256	

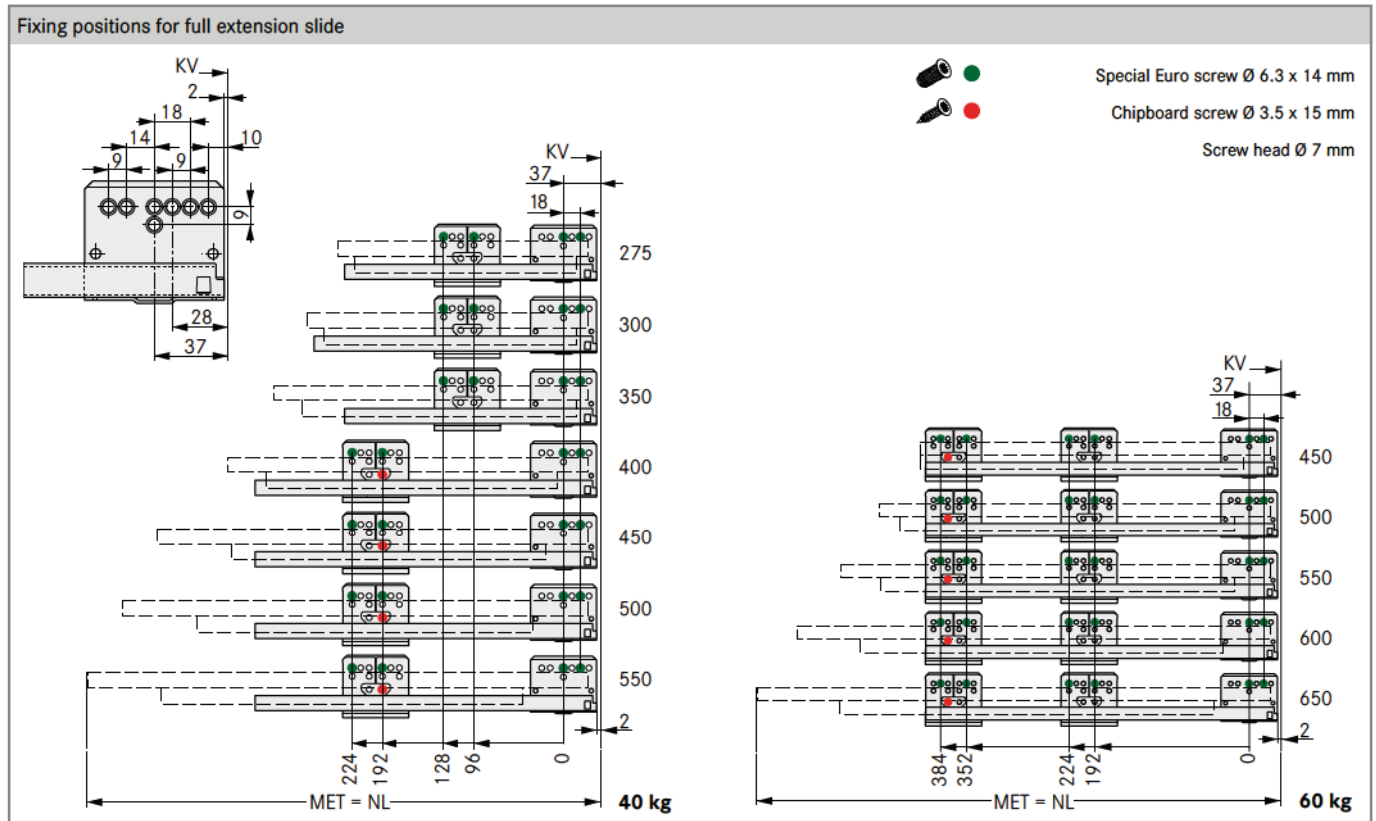
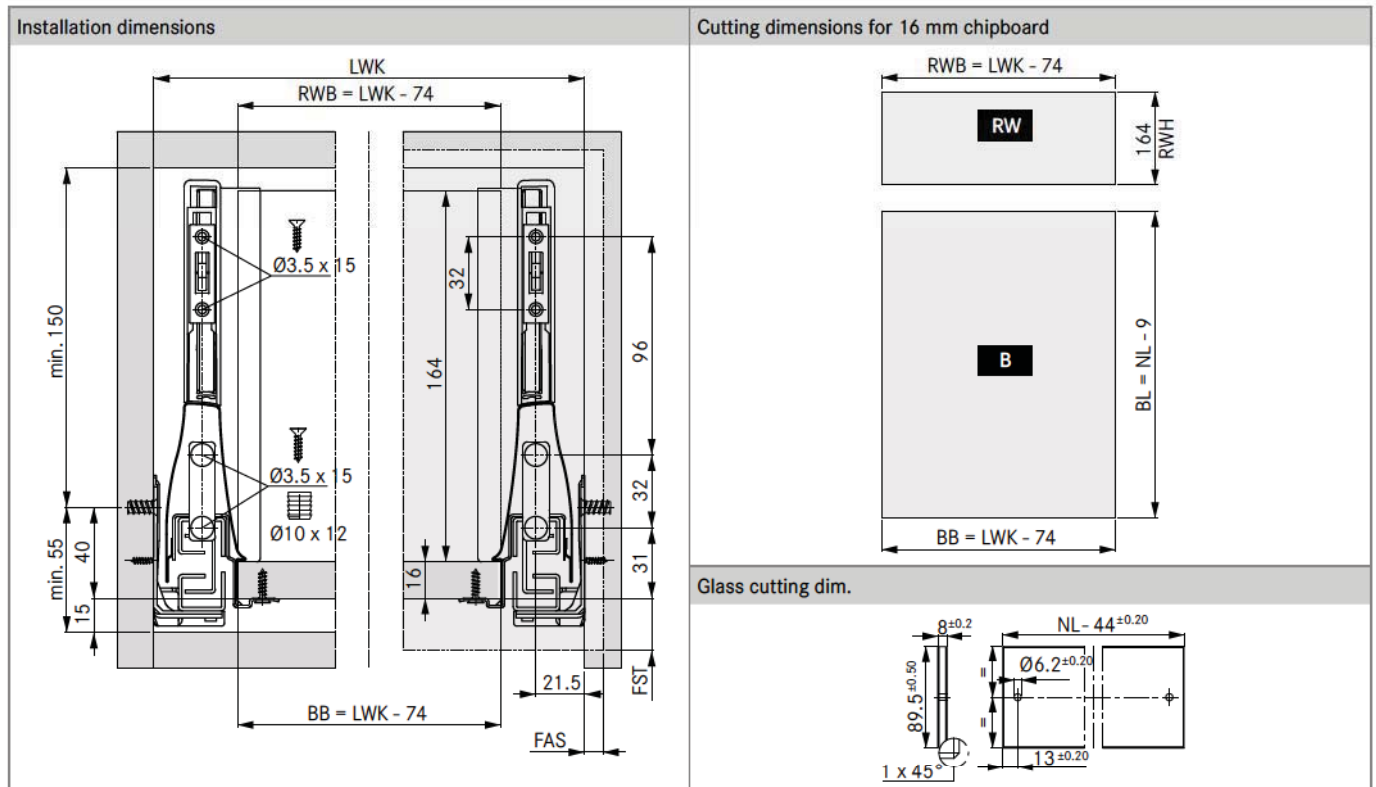
7 Cover cap			
	Aluminium metallic	White	
	F092083122	F092083120	



DWD XP Magic Sorto	90	DWD XP Tipmatic Plus	70	DWD XP Sensomatic	111
Technical information	72	Assembly technology	100	Accessories	92

PLANNING DIMENSIONS

All dimensions in millimetres



LEGEND

B	Bottom panel	FST	Front overlay	NL	Nominal length
BB	Bottom panel width	KV	Front edge of cabinet	RW	Back panel
BL	Bottom panel length	LWK	Inside cabinet width	RWB	Width of back panel
FAS	Front overlay, side	MET	Minimum installation depth	RWH	Height of back panel

DWD XP

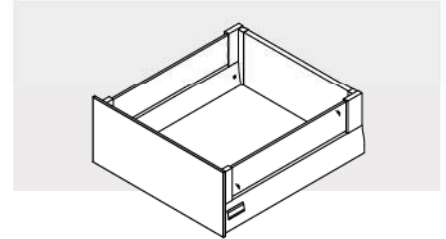
F8 inset drawer H95 with TOP add-on



- Colour-coordinated aluminium front panel for cutting to length
- High-quality visual design due to the smooth inside and outside surfaces
- Same dimensions as for standard drawers (inside depth)
- Fully synchronised slide technology without mid-way knock
- Excellent running characteristics
- Bottom panel machining not required
- Width of bottom and back panel is the same

Important information:

- Width range: 1200 mm; customer can cut intermediate widths as required
- Front-bottom connector recommended from width of 600 mm (see accessories)



ORDER INFORMATION

1 DWD XP drawer sides H95 incl. cover caps			
NL	Aluminium metallic	White	
275	F090075281	F090075282	
300	F090077343	F090077344	
350	F090075285	F090075286	
400	F090075289	F090075290	
450	F090075293	F090075294	
500	F090075297	F090075298	
550	F090075301	F090075302	
600	F090075305	F090077345	
650	F090075308	F090077346	

2 DWD XP full extension slide with Soft-close			
NL	40 kg	60 kg	
275	F091075473	-	
300	F091077407	-	
350	F091075474	-	
400	F091075475	-	
450	F091075476	F091075528	
500	F091075477	F091075529	
550	F091075478	F091075530	
600	-	F091075531	
650	-	F091075532	

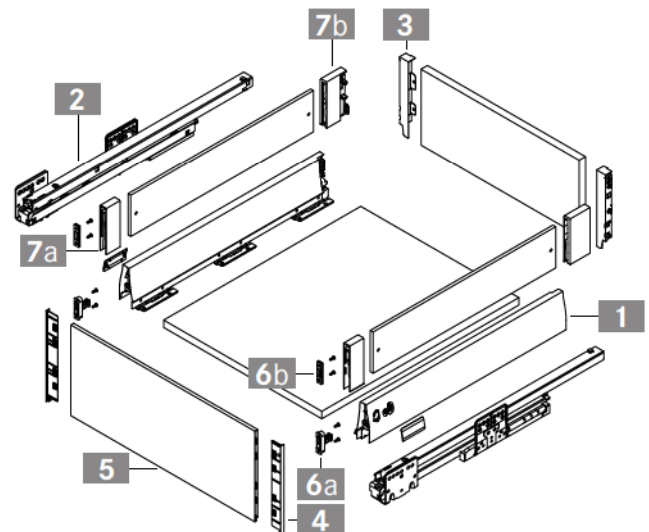
3 Clip set for wooden back panel H182			
	Aluminium metallic	White	
	F092082943	F092082946	

4 Cover caps for front panel profile			
	Aluminium metallic	White	
	F092101452	F102101449	

5 F8 front panel profile H186, S16 Front panel profile without holes			
L	Aluminium metallic	White	
1200	F092101380	F102101377	

6 Screw-on front holder consisting of items 6a, 6b			
	Artikel-Nr.		
	F092101588		

7 Top add-on, consisting of items 7a (1x l/r), 7b (1x l/r)			
	Aluminium metallic	White	
	F092116696	F092116698	




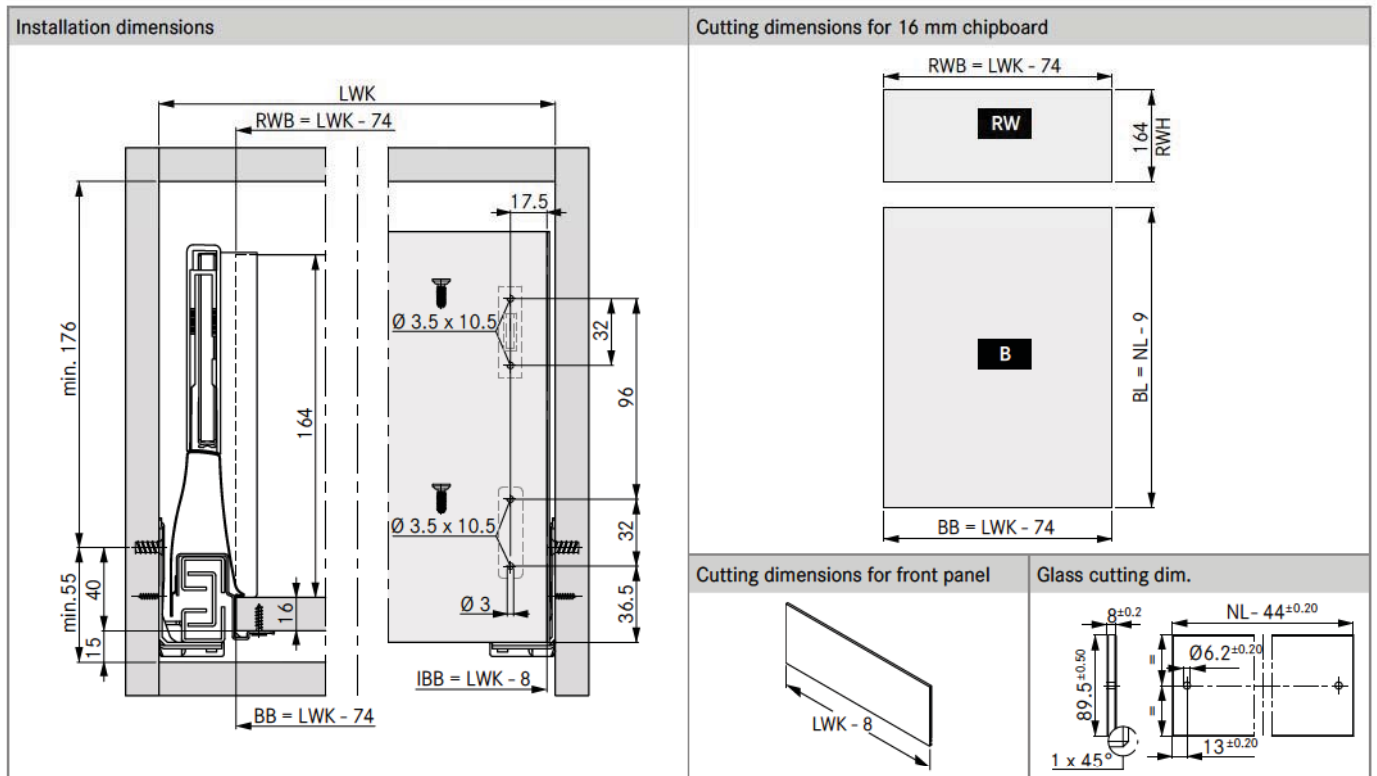
DWD XP Magic Sorto	90
Technical information	72

DWD XP Tipmatic Plus	70
Assembly technology	100

DWD XP Sensomatic	111
Accessories	92

PLANNING DIMENSIONS

All dimensions in millimetres



LEGEND

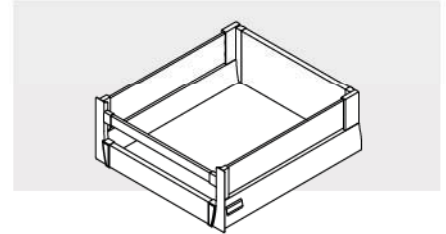
B	Bottom panel	KV	Front edge of cabinet	NL	Nominal length
BB	Bottom panel width	L	Length	RW	Back panel
BL	Bottom panel length	LWK	Inside cabinet width	RWB	Width of back panel
IBB	Inset panel width	MET	Minimum installation depth	RWH	Height of back panel

DWD XP

Inset drawer H95 with TOP add-on



- Elegant add-on system
- Colour-coordinated aluminium front panel profile for cutting to length
- Easy to fit
- Fully synchronised slide technology without mid-way knock
- Excellent running characteristics
- Maximum stability
- Minimal drawer deflection
- Integrated side and eccentric height adjustment including locking screw
- Width of bottom and back panel is the same



ORDER INFORMATION

1 DWD XP drawer sides H95 incl. cover caps			
NL	Aluminium metallic	White	
275	F090075281	F090075282	
300	F090077343	F090077344	
350	F090075285	F090075286	
400	F090075289	F090075290	
450	F090075293	F090075294	
500	F090075297	F090075298	
550	F090075301	F090075302	
600	F090075305	F090077345	
650	F090075308	F090077346	



2 DWD XP full extension slide with Soft-close			
NL	40 kg	60 kg	
275	F091075473	-	
300	F091077407	-	
350	F091075474	-	
400	F091075475	-	
450	F091075476	F091075528	
500	F091075477	F091075529	
550	F091075478	F091075530	
600	-	F091075531	
650	-	F091075532	



3 Top add-on, consisting of items 3a, 3b, 3c, 3d			
	Aluminium metallic	White	
	F092116696	F092116698	



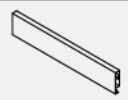
4 Clip set for wooden back panel H182			
	Aluminium metallic	White	
	F092082943	F092082946	



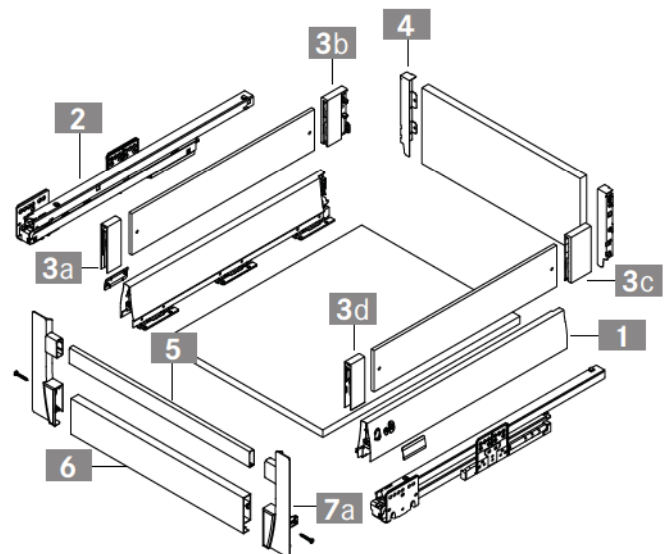
5 Rectangular railing profile for cutting to length			
L	Aluminium metallic	White	
1150	F092077417	F092076916	



6 Front panel profile S16 for cutting to length			
KB	Aluminium metallic	White	
1200	F092083056	F092083077	



7 Panel clip set for rectangular railing H95/182 consisting of items 7a (1x l/r), 7b (2x)			
	Aluminium metallic	White	
	F092077415	F092077416	




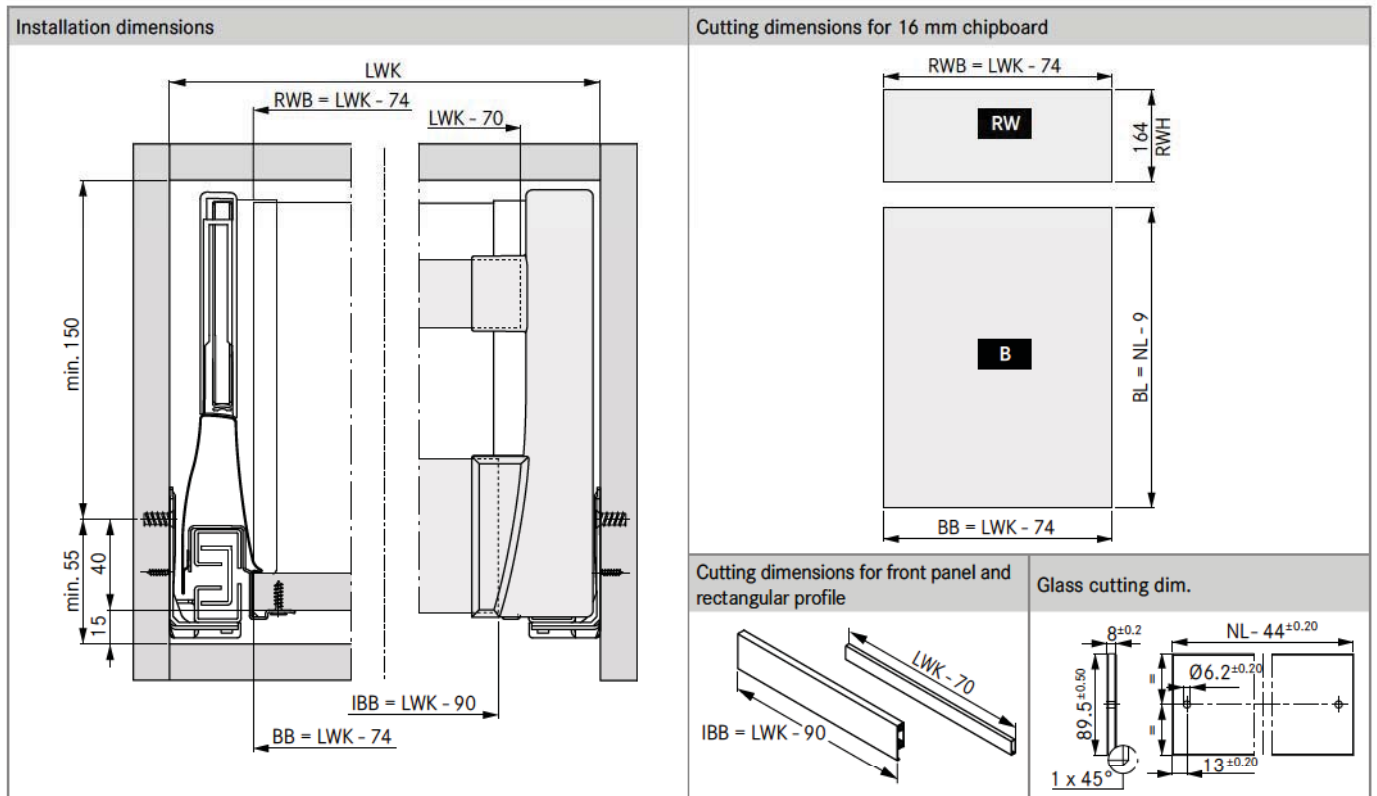
DWD XP Magic Sorto	90
Technical information	72

DWD XP Tipmatic Plus	70
Assembly technology	100

DWD XP Sensomatic	111
Accessories	92

PLANNING DIMENSIONS

All dimensions in millimetres



LEGEND

B	Bottom panel	KV	Front edge of cabinet	NL	Nominal length
BB	Bottom panel width	L	Length	RW	Back panel
BL	Bottom panel length	LWK	Inside cabinet width	RWB	Width of back panel
IBB	Inset panel width	MET	Minimum installation depth	RWH	Height of back panel

DWD XP ADD-ON SYSTEMS

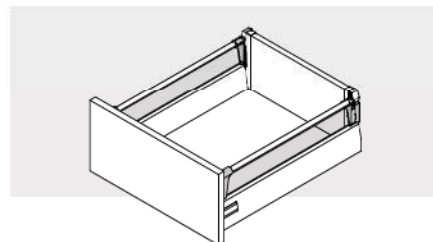
Pot drawer H95 with Variowing



- Elegant add-on system for round railing
- Individual design by using different materials as insert, such as glass or plastic
- Easy installation without tools
- Integrated side and height adjustment including locking screw
- Tilt angle adjustment using round railing
- Stable front holder
- Can be complemented with the modern Magic Optima dividing system
- Suitable for 4 mm slide-in elements
- Acrylic glass set available

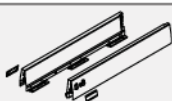
Note:

- The glass is not included in the Variowing glass holder set



ORDER INFORMATION

1 DWD XP drawer sides H95 incl. cover caps			
NL	Aluminium metallic	White	
500	F090075297	F090075298	
550	F090075301	F090075302	



2 DWD XP full extension slide with Soft-close			
NL	40 kg	60 kg	
500	F091075477	F091075529	
550	F091075478	F091075530	



3 Front holder			
	For screw fixing	For press fitting	Expansion dowel
	F092083116	F092083117	F092083119



4 Clip set for wooden back panel H182			
	Aluminium metallic	White	
	F092082943	F092082946	



5a Screw fixing railing set			
NL	Aluminium metallic	White	
500	F092075884	F092075885	
550	F092075887	F092075888	



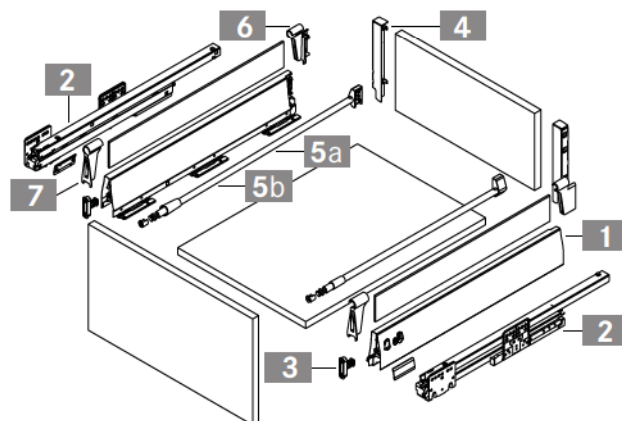
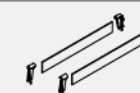
5b Quick-mounting railing set			
NL	Aluminium metallic		
500	F092082405		
550	F092082420		



6 Variowing glass holder set			
	Aluminium grey	White	
	F092082588	F092076843	



7 Variowing acrylic glass set			
NL	Aluminium grey	White	
500	F092082604	F092077402	
550	F092082606	F092077403	
650	F092082607	F092079041	



DWD XP dividing systems	78
DWD XP organising systems	90

DWD XP Tipmatic Plus	70
Technical information	72

DWD XP Sensomatic	111
Assembly technology	100

INSTALLATION INFORMATION

All dimensions in millimetres

Installation dimensions	Cutting dimensions for 16 mm board	Glass cutting dim.																
		<table border="1"> <thead> <tr> <th>NL</th> <th>GL</th> </tr> </thead> <tbody> <tr> <td>350</td> <td>315</td> </tr> <tr> <td>400</td> <td>365</td> </tr> <tr> <td>450</td> <td>415</td> </tr> <tr> <td>500</td> <td>465</td> </tr> <tr> <td>550</td> <td>515</td> </tr> <tr> <td>600</td> <td>565</td> </tr> <tr> <td>650</td> <td>615</td> </tr> </tbody> </table>	NL	GL	350	315	400	365	450	415	500	465	550	515	600	565	650	615
NL	GL																	
350	315																	
400	365																	
450	415																	
500	465																	
550	515																	
600	565																	
650	615																	
	<p>Front tilt angle adjustment</p>	<p>Note</p> <p>All glass edges must be chamfered (approx. 0.7 mm x 45°). GRASS recommends TSG glass.* *(Toughened Safety Glass)</p>																

Fixing positions for full extension drawer

Special Euro screw \varnothing 6.3 x 14 mm
 Chipboard screw \varnothing 3.5 x 15 mm
 Screw head \varnothing 7 mm

LEGEND

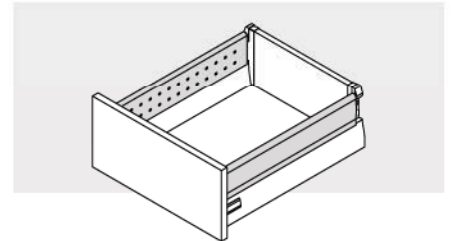
BB	Bottom panel width	GL	Length of glass	NL	Nominal length
BL	Bottom panel length	KV	Front edge of cabinet	RW	Back panel
FAS	Front overlay, side	LWK	Inside cabinet width	RWB	Width of back panel
FST	Front overlay	MET	Minimum installation depth	RWH	Height of back panel

DWD XP ADD-ON SYSTEMS

Pot drawer H95 with Duowing



- High-quality, double-wall add-on system for round railing
- Optimally matched to drawer side design
- Available in 2 colours
- Easy installation without tools
- Integrated side and height adjustment including locking screw
- Tilt angle adjustment using round railing
- Stable front holder
- Can be complemented with Magic Optima and Magic Classic dividing systems



ORDER INFORMATION

1 DWD XP drawer sides H95 incl. cover caps			
NL	Aluminium metallic	White	
400	F090075289	F090075290	
450	F090075293	F090075294	
500	F090075297	F090075298	
550	F090075301	F090075302	
600	F090075305	F090077345	
650	F090075308	F090077346	

2 DWD XP full extension slide with Soft-close			
NL	40 kg	60 kg	
400	F091075475	-	
450	F091075476	F091075528	
500	F091075477	F091075529	
550	F091075478	F091075530	
600	-	F091075531	
650	-	F091075532	

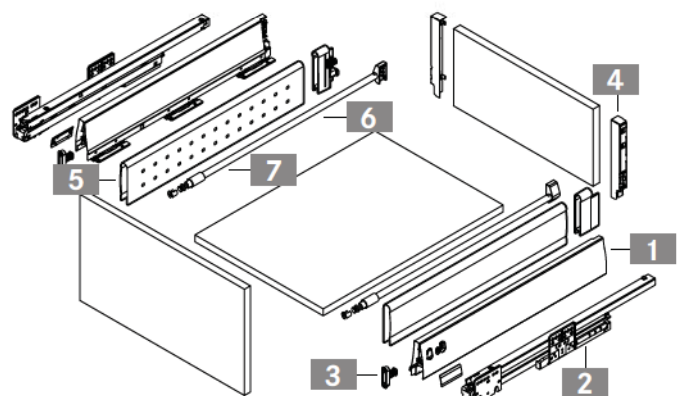
3 Front holder			
	For screw fixing	For press fitting	Expansion dowel
	F092083116	F092083117	F092083119

4 Clip set for wooden back panel H182			
	Aluminium metallic	White	
	F092082943	F092082946	

5 Duowing set, left/right incl. anti-slip device			
NL	Aluminium metallic	White	
400	F092082567	F092082583	
450	F092082570	F092082584	
500	F092082572	F092082585	
550	F092082576	F092082586	
600	F092082578	F092071889	
650	F092082580	F092077404	

6 DWD XP screw fixing railing set			
NL	Aluminium metallic	White	
400	F092075878	F092075879	
450	F092075881	F092075882	
500	F092075884	F092075885	
550	F092075887	F092075888	
600	F092075890	F092071890	
650	F092075892	F092077401	

7 DWD XP quick-mounting railing set			
NL	Aluminium metallic		
400	F092075974		
450	F092075989		
500	F092082405		
550	F092082420		
600	F092082429		
650	F092082435		



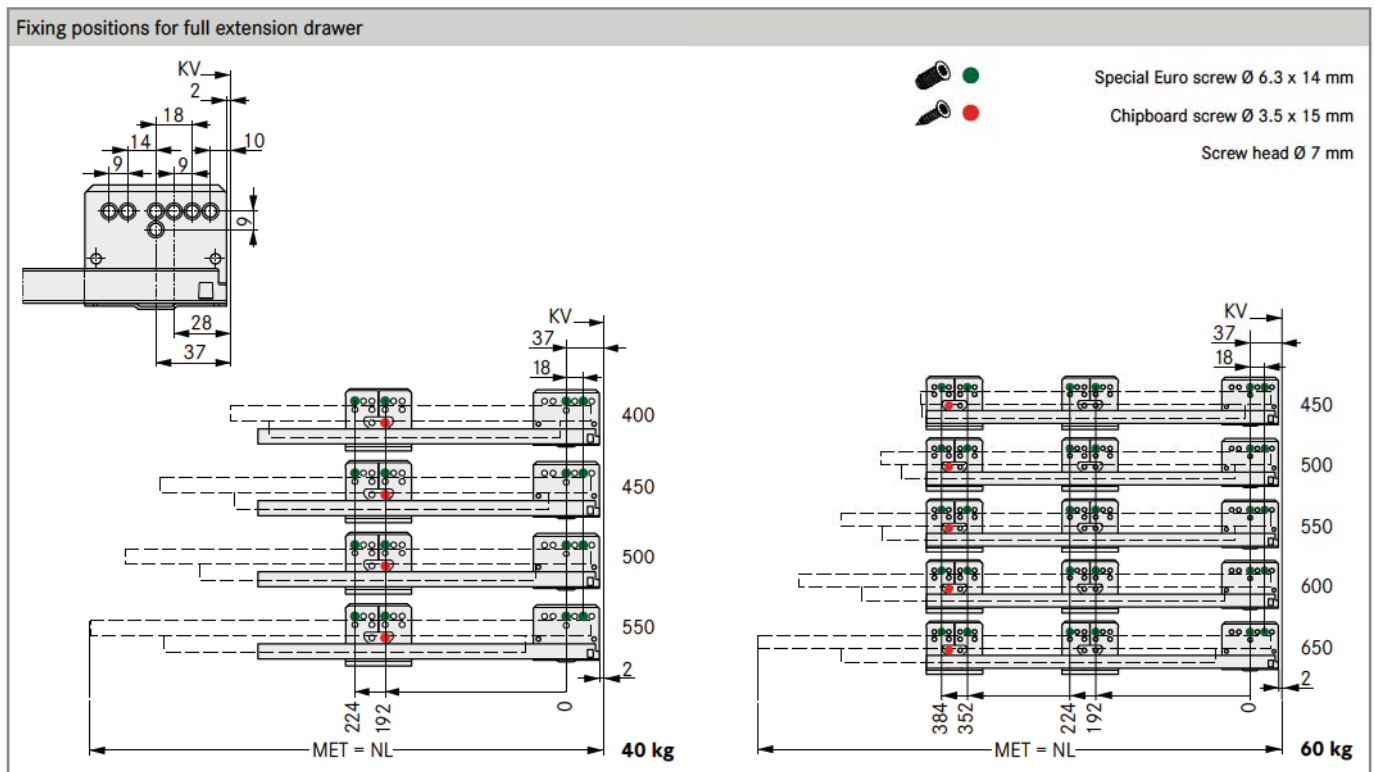
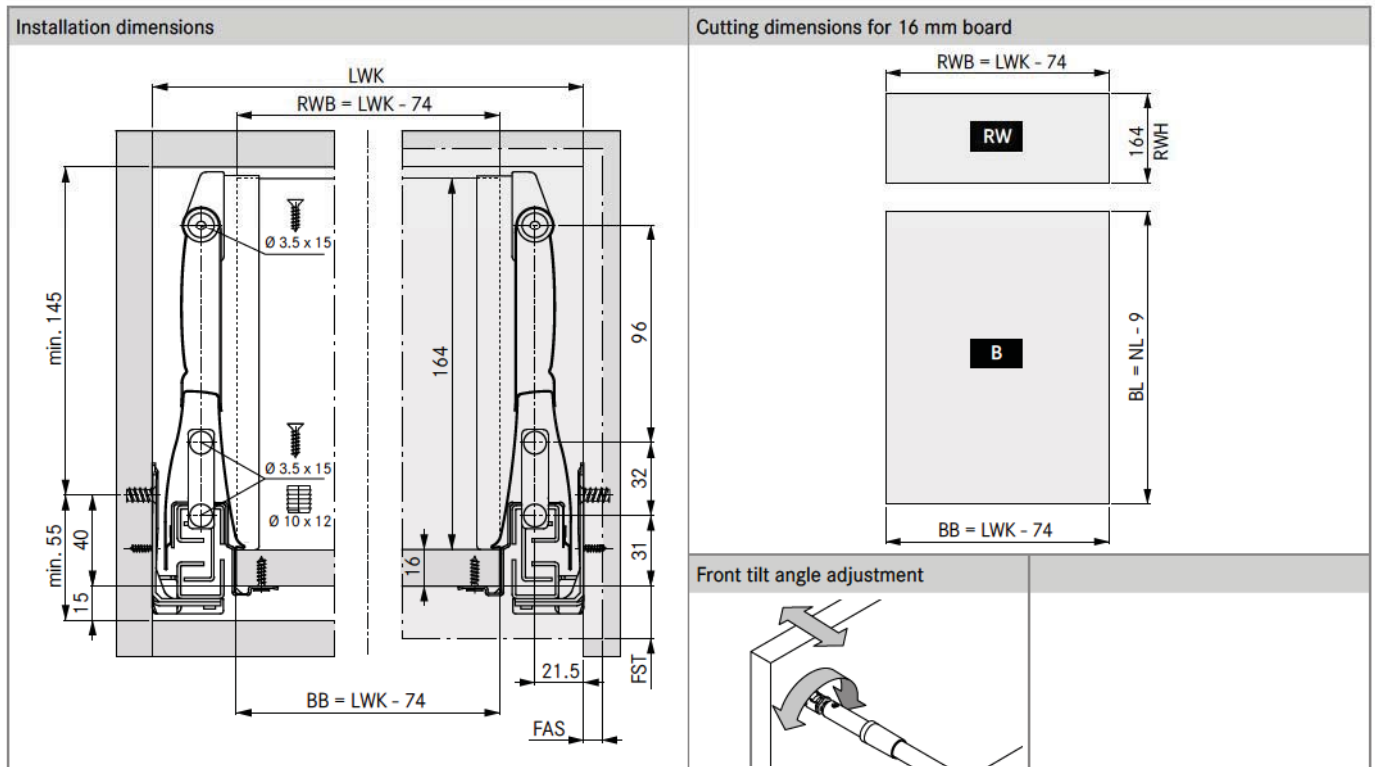
DWD XP dividing systems	78
DWD XP organising systems	90

DWD XP Tipmatic Plus	70
Technical information	72

DWD XP Sensomatic	111
Assembly technology	100

INSTALLATION INFORMATION

All dimensions in millimetres



LEGEND

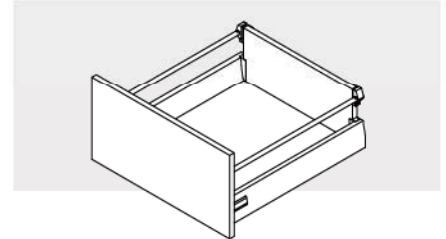
B	Bottom panel	FST	Front overlay	NL	Nominal length
BB	Bottom panel width	KV	Front edge of cabinet	RW	Back panel
BL	Bottom panel length	LWK	Inside cabinet width	RWB	Width of back panel
FAS	Front overlay, side	MET	Minimum installation depth	RWH	Height of back panel

DWD XP

Pot drawer H95 with variable back panel height and round railing



- Choice of back panel height
- Fully synchronised slide technology without mid-way knock
- Excellent running characteristics
- Maximum stability
- Minimal drawer deflection
- Integrated side and eccentric height adjustment including locking screw
- Tool-free tilt angle adjustment using round railing
- Stable front holder
- Removal and transport protection
- Bottom panel machining not required
- Width of bottom and back panel is the same



ORDER INFORMATION

1 DWD XP drawer sides H95 incl. cover caps			
NL	Aluminium metallic	White	Stainless steel
350	F090075285	F090075286	F090075288
400	F090075289	F090075290	F090075292
450	F090075293	F090075294	F090075296
500	F090075297	F090075298	F090075300
550	F090075301	F090075302	F090075304
600	F090075305	F090077345	-
650	F090075308	F090077346	-



2 DWD XP full extension slide with Soft-close			
NL	40 kg	60 kg	
350	F09 1075474	-	
400	F09 1075475	-	
450	F09 1075476	F09 1075528	
500	F09 1075477	F09 1075529	
550	F09 1075478	F09 1075530	
600	-	F09 1075531	
650	-	F09 1075532	



3 Front holder			
	For screw fixing	For press fitting	Expansion dowel
	F092083116	F092083117	F092083119



4 Clip set for wooden back panel H86 with variable height, consisting of items 4a, 4b			
	Aluminium metallic	White	Nickel-plated
	F092082988	F092082989	F092082987



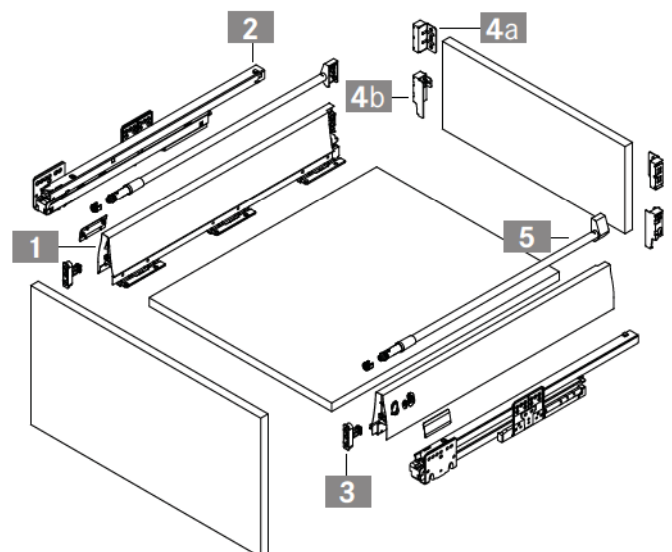
4a Railing clip for wooden back panel with variable height, suitable for left and right application			
	Aluminium metallic	White	
	F092082997	F092076725	



4b Back panel clip set H86 for wooden back panel, open			
	Aluminium metallic	White	
	F092082969	F092082972	



5 Round railing set for screw fixing			
NL	Aluminium metallic	White	Nickel-plated
350	F092075875	F092075876	F092075874
400	F092075878	F092075879	F092075877
450	F092075881	F092075882	F092075880
500	F092075884	F092075885	F092075883
550	F092075887	F092075888	F092075886
600	F092075890	F092071890	-
650	F092075892	F092077401	-



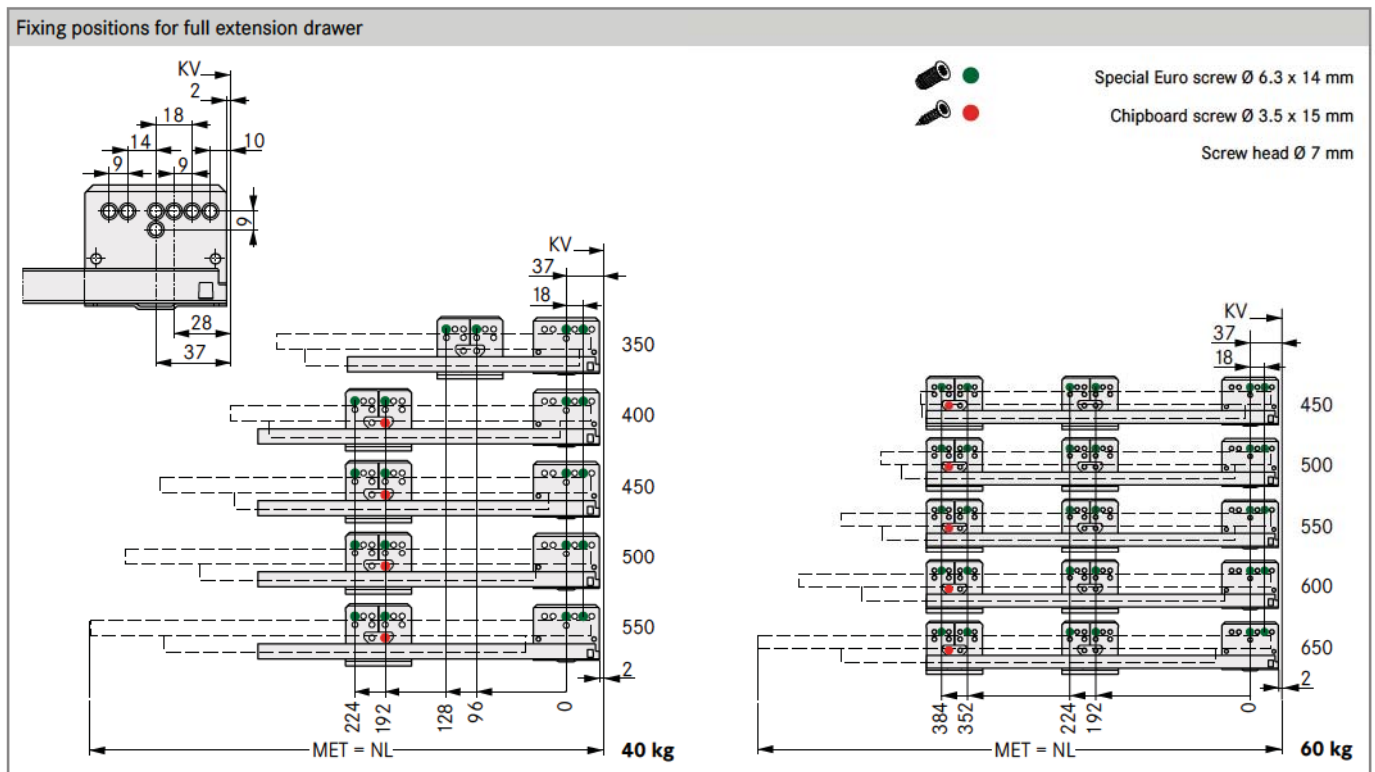
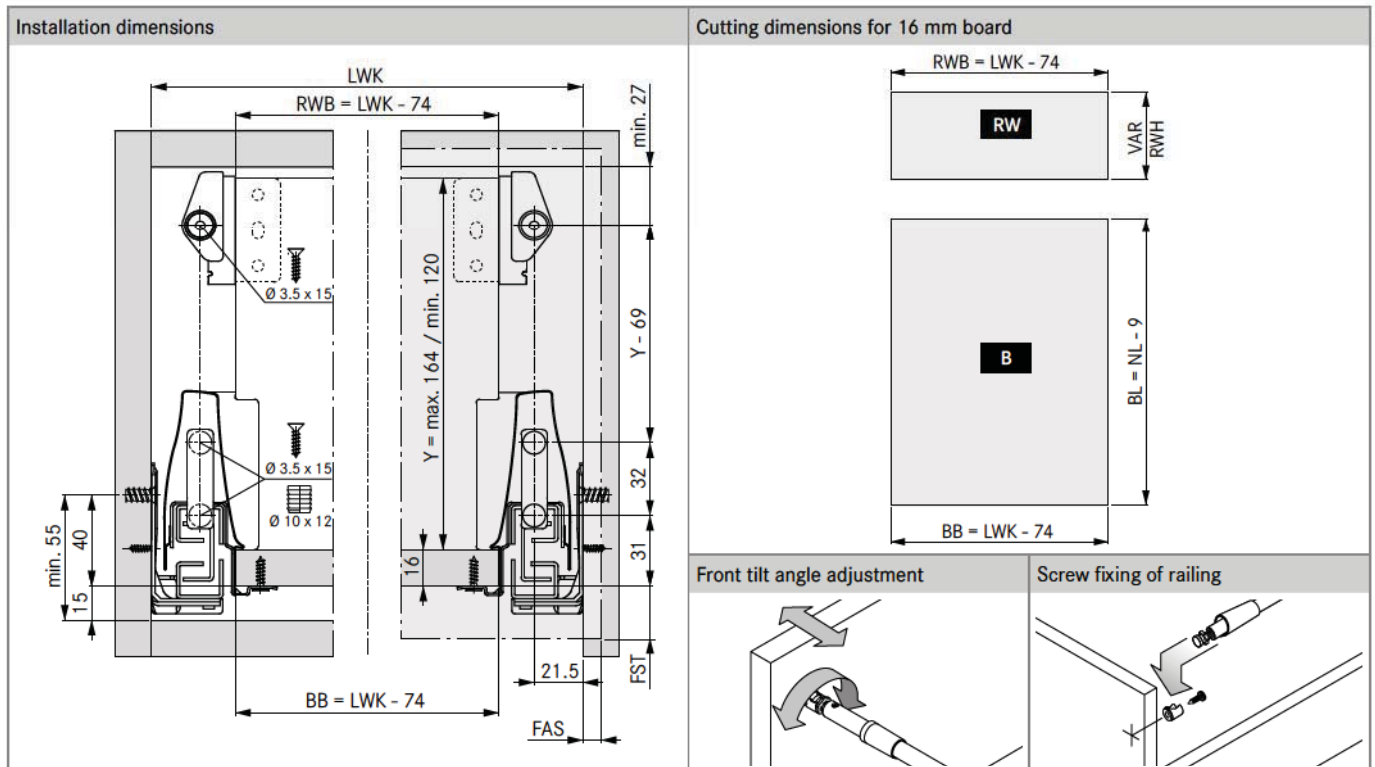
DWD XP round railing divider	88
DWD XP organising systems	90

DWD XP Tipmatic Plus	70
Technical information	72

DWD XP Sensomatic	111
Accessories	92

INSTALLATION INFORMATION

All dimensions in millimetres



LEGEND

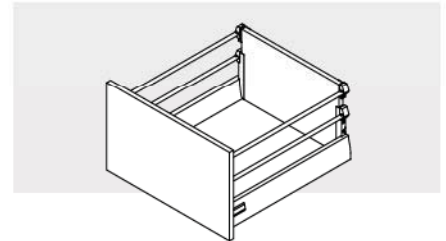
B	Bottom panel	FST	Front overlay	NL	Nominal length
BB	Bottom panel width	KV	Front edge of cabinet	RW	Back panel
BL	Bottom panel length	LWK	Inside cabinet width	RWB	Width of back panel
FAS	Front overlay, side	MET	Minimum installation depth	RWH	Height of back panel

DWD XP

Pot drawer H95 with variable back panel height and double round railing



- Choice of back panel height
- Fully synchronised slide technology without mid-way knock
- Excellent running characteristics
- Maximum stability
- Minimal drawer deflection
- Integrated side and eccentric height adjustment including locking screw
- Tool-free tilt angle adjustment using round railing
- Stable front holder
- Removal and transport protection
- Bottom panel machining not required
- Width of bottom and back panel is the same



ORDER INFORMATION

1 DWD XP drawer sides H95 incl. cover caps			
NL	Aluminium metallic	White	Stainless steel
350	F090075285	F090075286	F090075288
400	F090075289	F090075290	F090075292
450	F090075293	F090075294	F090075296
500	F090075297	F090075298	F090075300
550	F090075301	F090075302	F090075304
600	F090075305	F090077345	-
650	F090075308	F090077346	-



2 DWD XP full extension slide with Soft-close			
NL	40 kg	60 kg	
350	F091075474	-	
400	F091075475	-	
450	F091075476	F091075528	
500	F091075477	F091075529	
550	F091075478	F091075530	
600	-	F091075531	
650	-	F091075532	



3 Front holder			
	For screw fixing	For press fitting	Expansion dowel
	F092083116	F092083117	F092083119



4 Clip set for wooden back panel H182 with variable height consisting of items 4a, 4b			
	Aluminium metallic	White	Nickel-plated
	F092082992	F092082993	F092082991



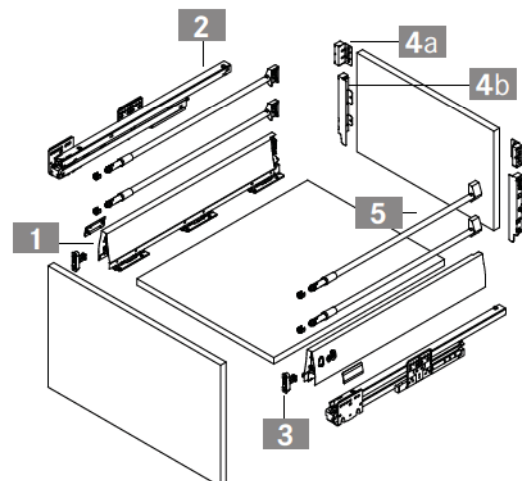
4a Railing clip for wooden back panel with variable height, suitable for left and right application			
	Aluminium metallic	White	
	F092082997	F092076725	



4b Back panel clip set H182 for wooden back panel, open			
	Aluminium metallic	White	
	F092082978	F092115414	



5 Round railing set for screw fixing			
NL	Aluminium metallic	White	Nickel-plated
350	F092075875	F092075876	F092075874
400	F092075878	F092075879	F092075877
450	F092075881	F092075882	F092075880
500	F092075884	F092075885	F092075883
550	F092075887	F092075888	F092075886
600	F092075890	F092071890	-
650	F092075892	F092077401	-



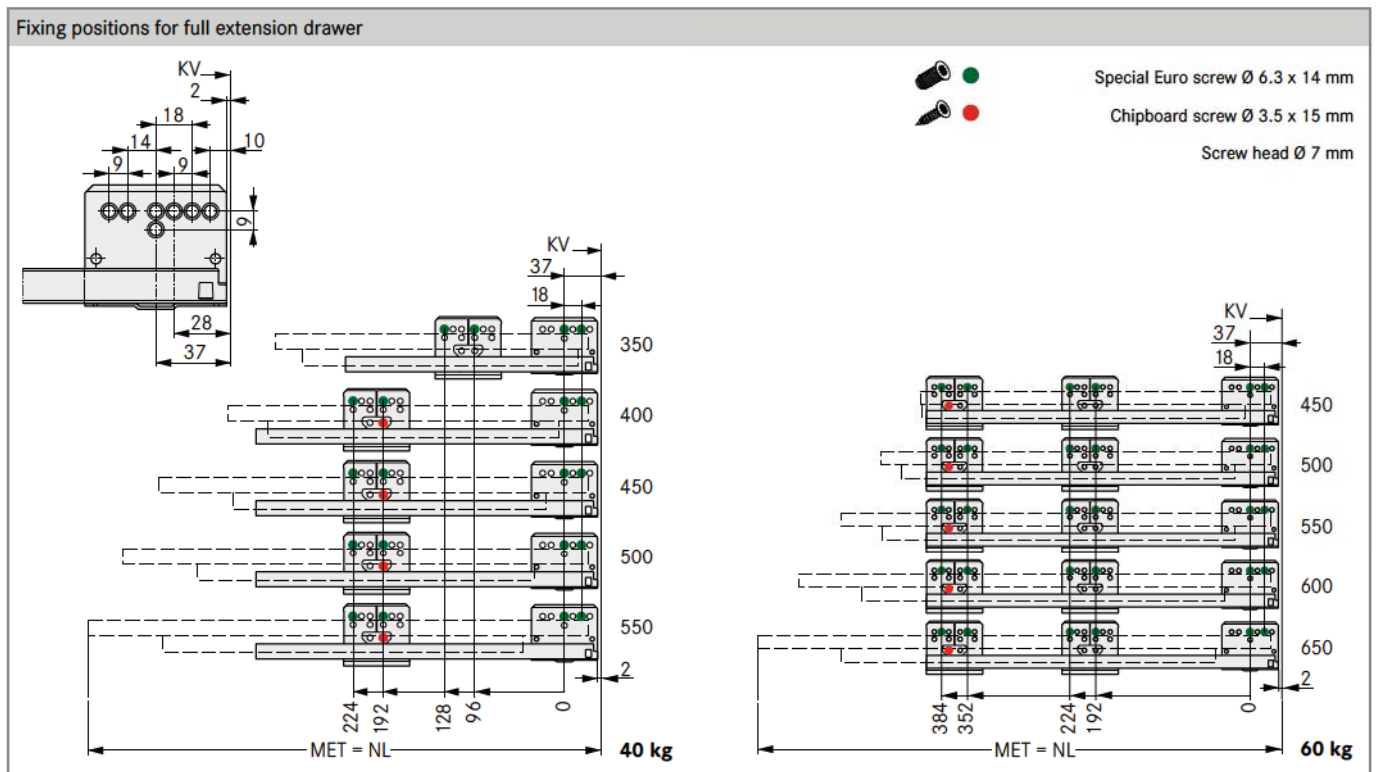
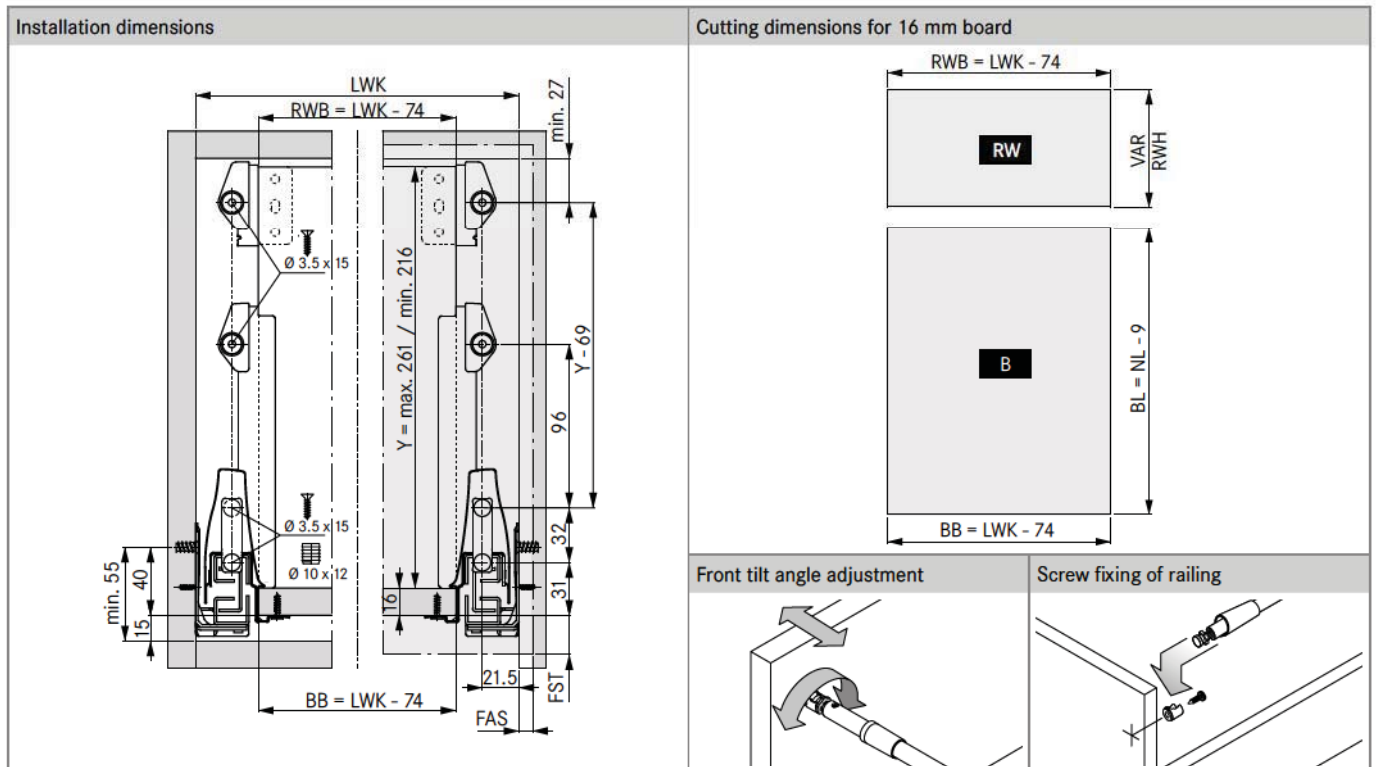
DWD XP round railing divider	88
DWD XP organising systems	90

DWD XP Tipmatic Plus	70
Technical information	72

DWD XP Sensomatic	111
Assembly technology	100

INSTALLATION INFORMATION

All dimensions in millimetres



LEGEND

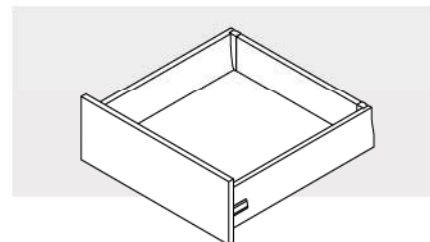
B	Bottom panel	FST	Front overlay	NL	Nominal length
BB	Bottom panel width	KV	Front edge of cabinet	RW	Back panel
BL	Bottom panel length	LWK	Inside cabinet width	RWB	Width of back panel
FAS	Front overlay, side	MET	Minimum installation depth	RWH	Height of back panel

DWD XP

Drawer H127



- Fully synchronised slide technology without mid-way knock
- Excellent running characteristics
- Maximum stability
- Minimal drawer deflection
- Integrated side and eccentric height adjustment including locking screw
- Stable front holder
- Removal and transport protection
- Bottom panel machining not required
- Width of bottom and back panel is the same



ORDER INFORMATION

1 DWD XP drawer sides H127 incl. cover caps			
NL	Aluminium metallic	White	
400	F090077560	F090077569	
450	F090077561	F090077570	
500	F090077562	F090077571	
550	F090077563	F090077572	
600	F090077564	F090077573	
650	F090077565	F090077574	



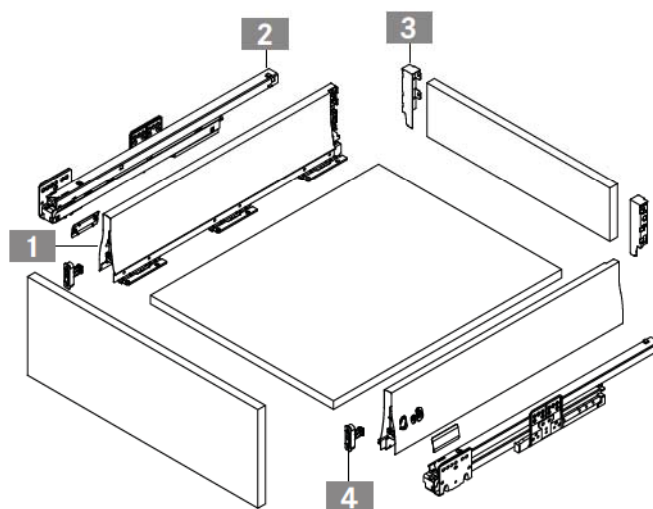
2 DWD XP full extension slide with Soft-close			
NL	40 kg	60 kg	
400	F091075475	-	
450	F091075476	F091075528	
500	F091075477	F091075529	
550	F091075478	F091075530	
600	-	F091075531	
650	-	F091075532	



3 Clip set for wooden back panel H118			
	Aluminium metallic	White	
	F092077397	F092072194	



4 Front holder			
	For screw fixing	For press fitting	Expansion dowel
	F092083116	F092083117	F092083119



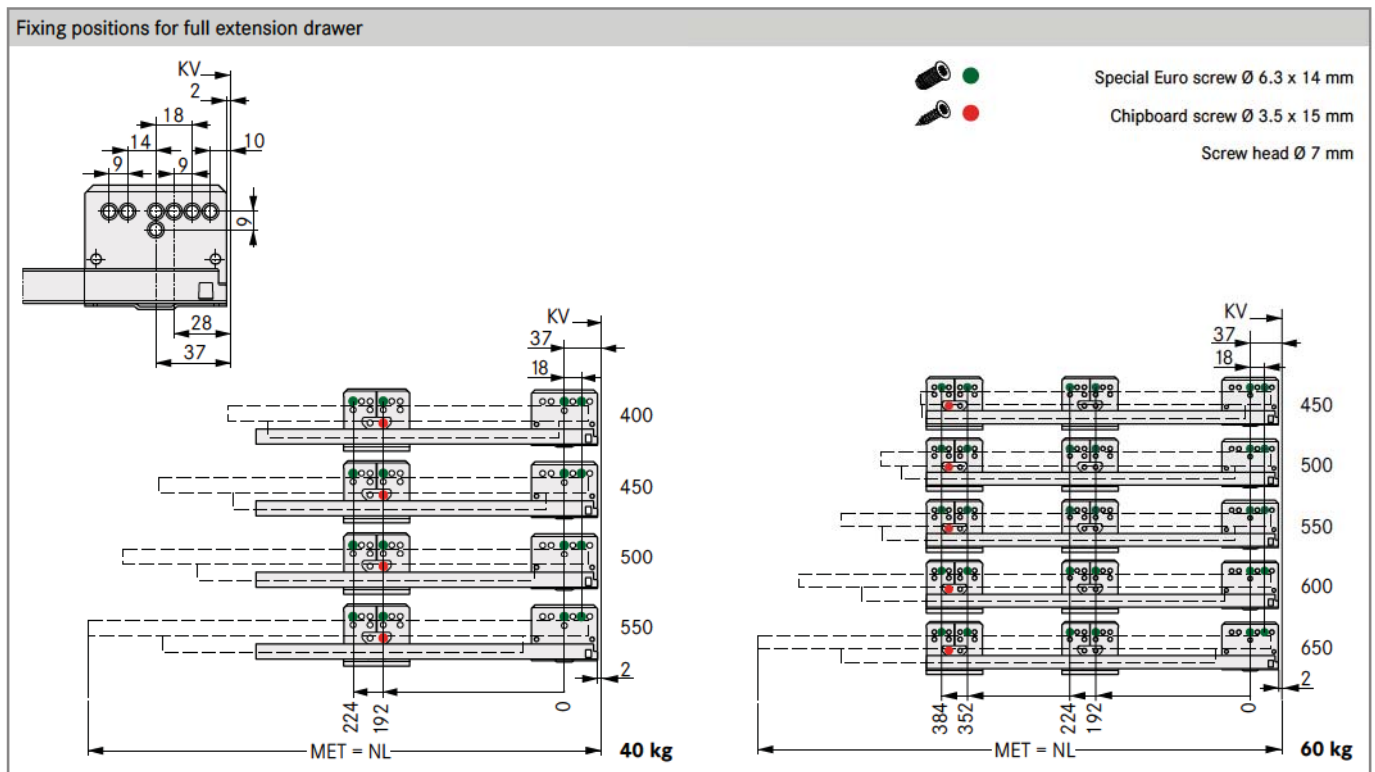
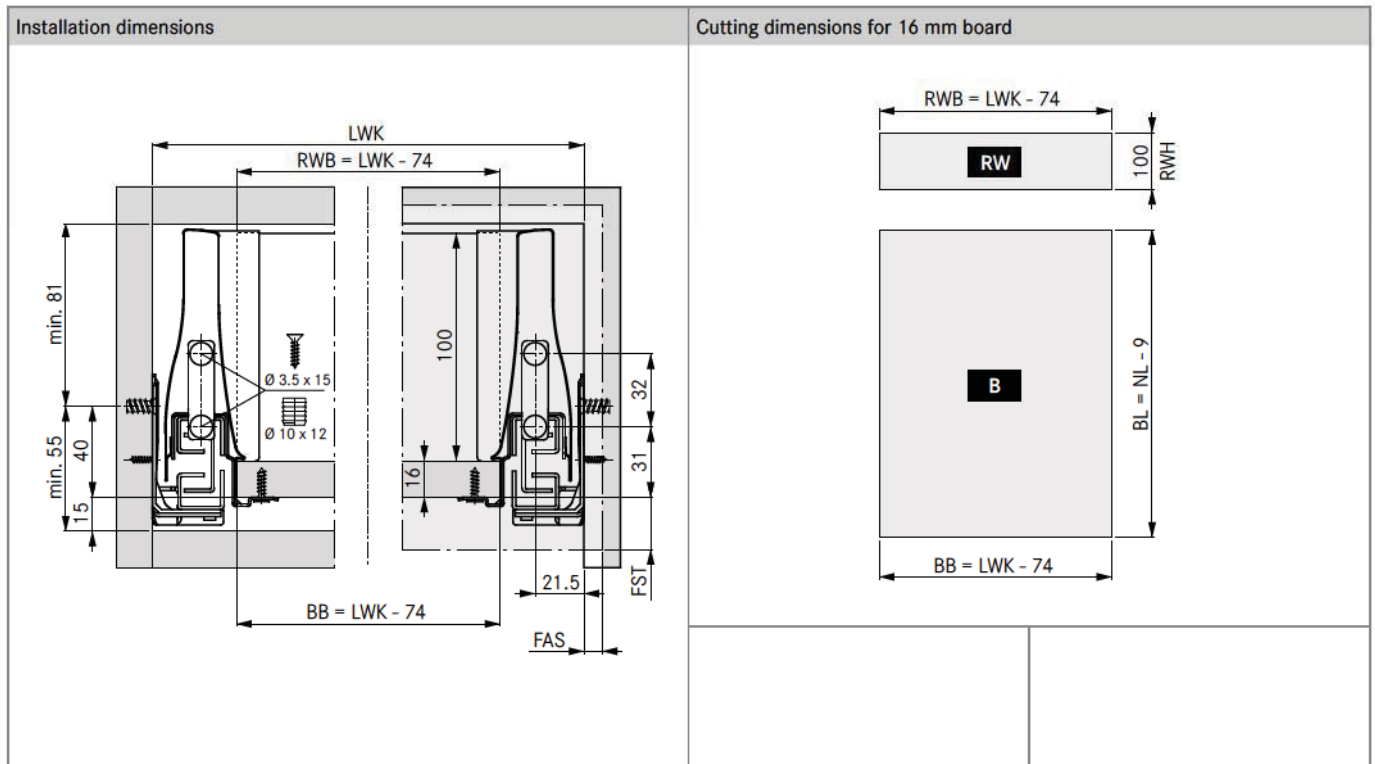
DWD XP Magic Sorto	90
Technical information	72

DWD XP Tipmatic Plus	70
Assembly technology	100

DWD XP Sensomatic	111
Accessories	92

INSTALLATION INFORMATION

All dimensions in millimetres



LEGEND

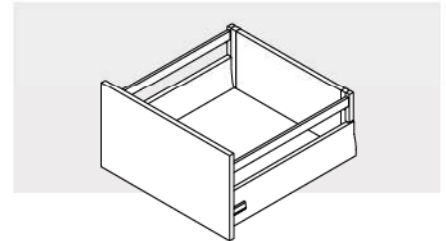
B	Bottom panel	FST	Front overlay	NL	Nominal length
BB	Bottom panel width	KV	Front edge of cabinet	RW	Back panel
BL	Bottom panel length	LWK	Inside cabinet width	RWB	Width of back panel
FAS	Front overlay, side	MET	Minimum installation depth	RWH	Height of back panel

DWD XP

Pot drawer H127 with rectangular railing



- Fully synchronised slide technology without mid-way knock
- Excellent running characteristics
- Maximum stability
- Minimal drawer deflection
- Integrated side and eccentric height adjustment including locking screw
- Tilt angle adjustment using railing holder
- Stable front holder
- Removal and transport protection
- Bottom panel machining not required
- Width of bottom and back panel is the same



ORDER INFORMATION

1 DWD XP drawer sides H127 incl. cover caps			
NL	Aluminium metallic	White	
400	F090077560	F090077569	
450	F090077561	F090077570	
500	F090077562	F090077571	
550	F090077563	F090077572	



2 DWD XP full extension slide with Soft-close			
NL	40 kg	60 kg	
400	F091075475	-	
450	F091075476	F091075528	
500	F091075477	F091075529	
550	F091075478	F091075530	



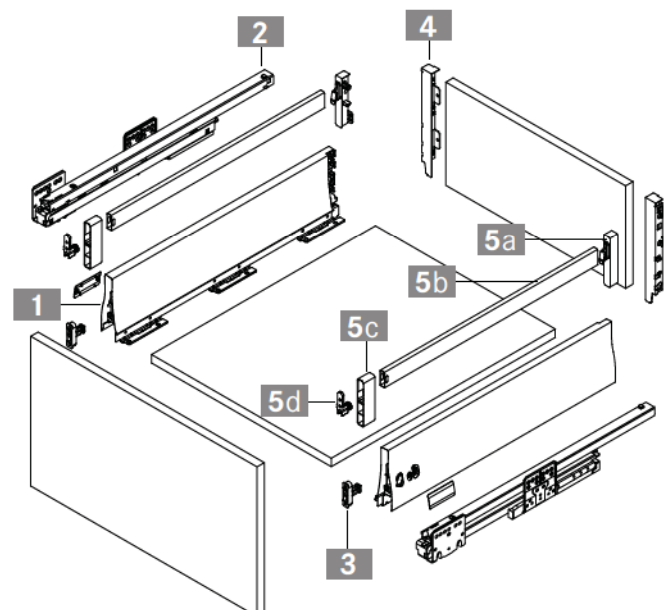
3 Front holder			
	For screw fixing	For press fitting	Expansion dowel
	F092083116	F092083117	F092083119



4 Clip set for wooden back panel H214			
	Aluminium metallic	White	
	F092082958	F092116365	



5 Rectangular screw fixing railing set consisting of items 5a, 5b, 5c, 5d			
NL	Aluminium metallic	White	
400	F092077409	F092072183	
450	F092077410	F092072184	
500	F092077411	F092072185	
550	F092077412	F092072186	



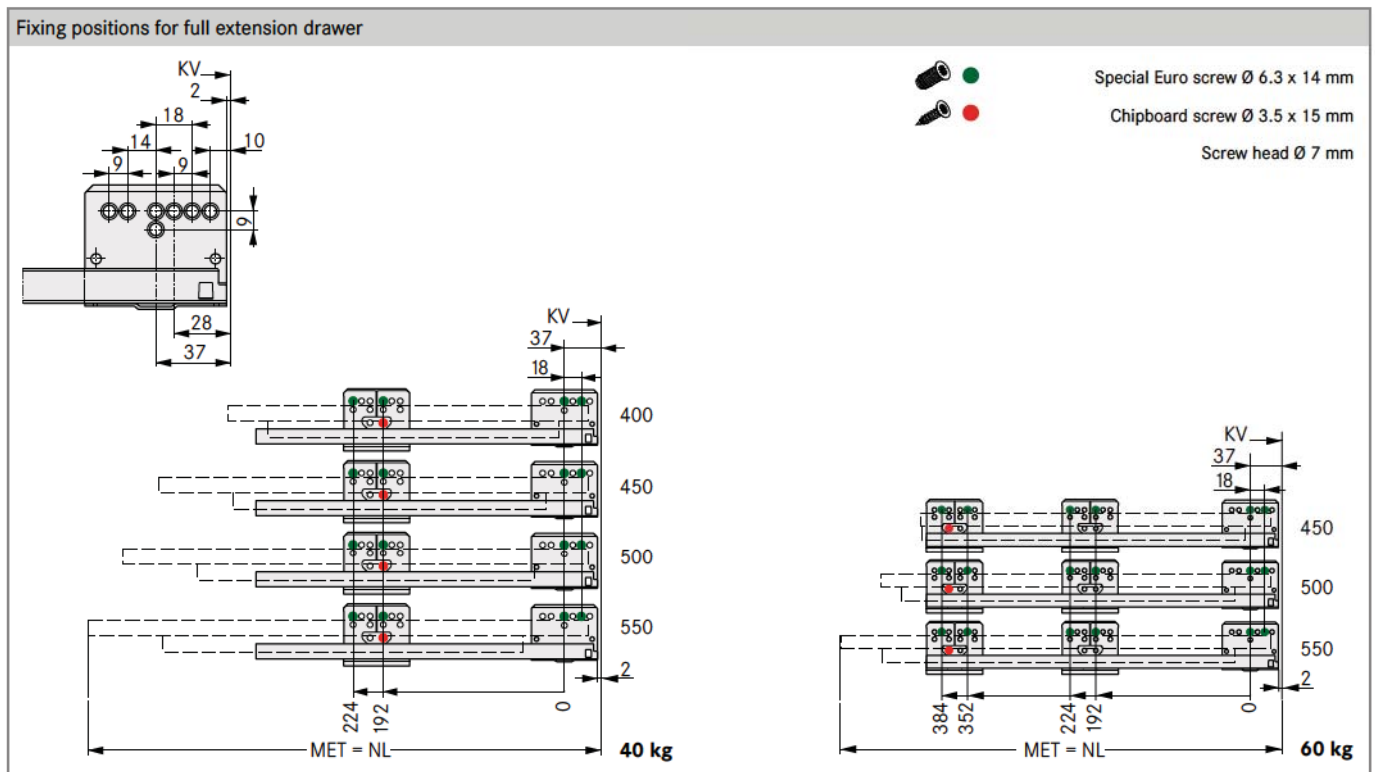
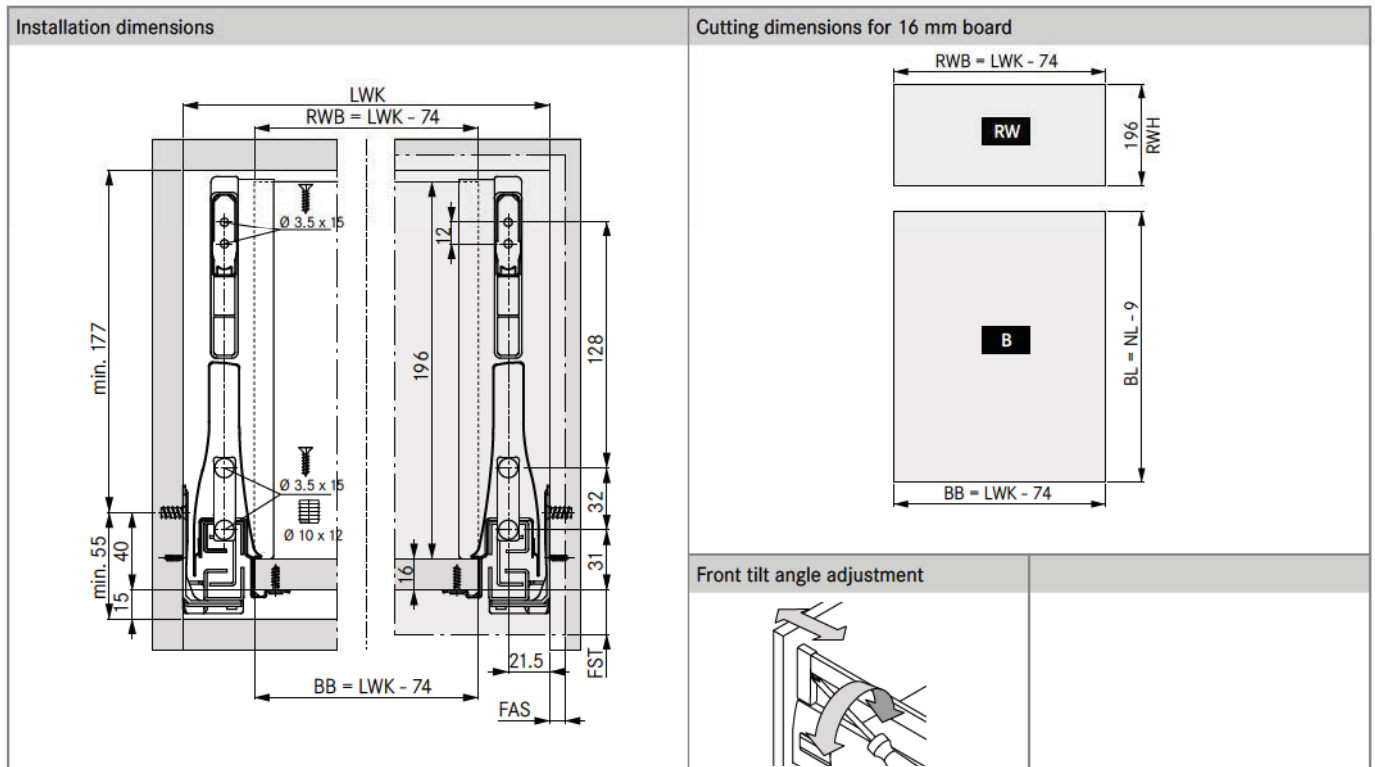
DWD XP rectangular divider railing.	86
DWD XP organising systems	90

DWD XP Tipmatic Plus	70
Technical information	72

DWD XP Sensomatic	111
Assembly technology	100

INSTALLATION INFORMATION

All dimensions in millimetres



LEGEND

B	Bottom panel	FST	Front overlay	NL	Nominal length
BB	Bottom panel width	KV	Front edge of cabinet	RW	Back panel
BL	Bottom panel length	LWK	Inside cabinet width	RWB	Width of back panel
FAS	Front overlay, side	MET	Minimum installation depth	RWH	Height of back panel

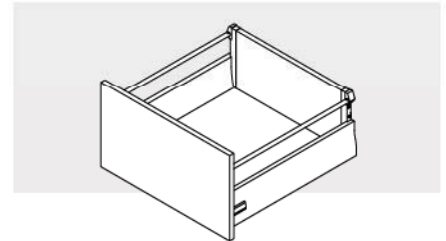
DWD XP

Pot drawer H127 with round railing



- Fully synchronised slide technology without mid-way knock
- Excellent running characteristics
- Maximum stability
- Minimal drawer deflection
- Integrated side and eccentric height adjustment including locking screw
- Tool-free tilt angle adjustment using round railing
- Stable front holder
- Removal and transport protection
- Bottom panel machining not required

- Width of bottom and back panel is the same
- All add-on systems can be retrofitted



ORDER INFORMATION

1 DWD XP drawer sides H127 incl. cover caps			
NL	Aluminium metallic	White	
400	F090077560	F090077569	
450	F090077561	F090077570	
500	F090077562	F090077571	
550	F090077563	F090077572	
600	F090077564	F090077573	
650	F090077565	F090077574	



2 DWD XP full extension slide with Soft-close			
NL	40 kg	60 kg	
400	F091075475	-	
450	F091075476	F091075528	
500	F091075477	F091075529	
550	F091075478	F091075530	
600	-	F091075531	
650	-	F091075532	



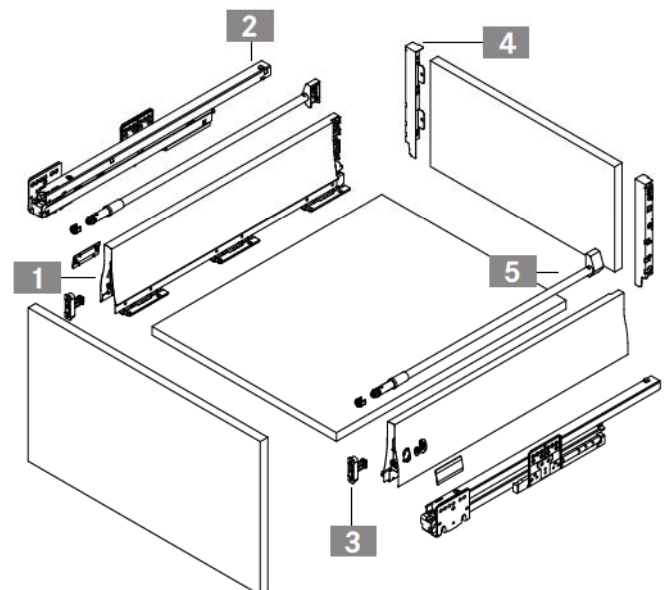
3 Front holder			
	For screw fixing	For press fitting	Expansion dowel
	F092083116	F092083117	F092083119



4 Clip set for wooden back panel H214			
	Aluminium metallic	White	
	F092082958	F092116365	



5 Round railing set for screw fixing			
NL	Aluminium metallic	White	
400	F092075878	F092075879	
450	F092075881	F092075882	
500	F092075884	F092075885	
550	F092075887	F092075888	
600	F092075890	F092071890	
650	F092075892	F092077401	



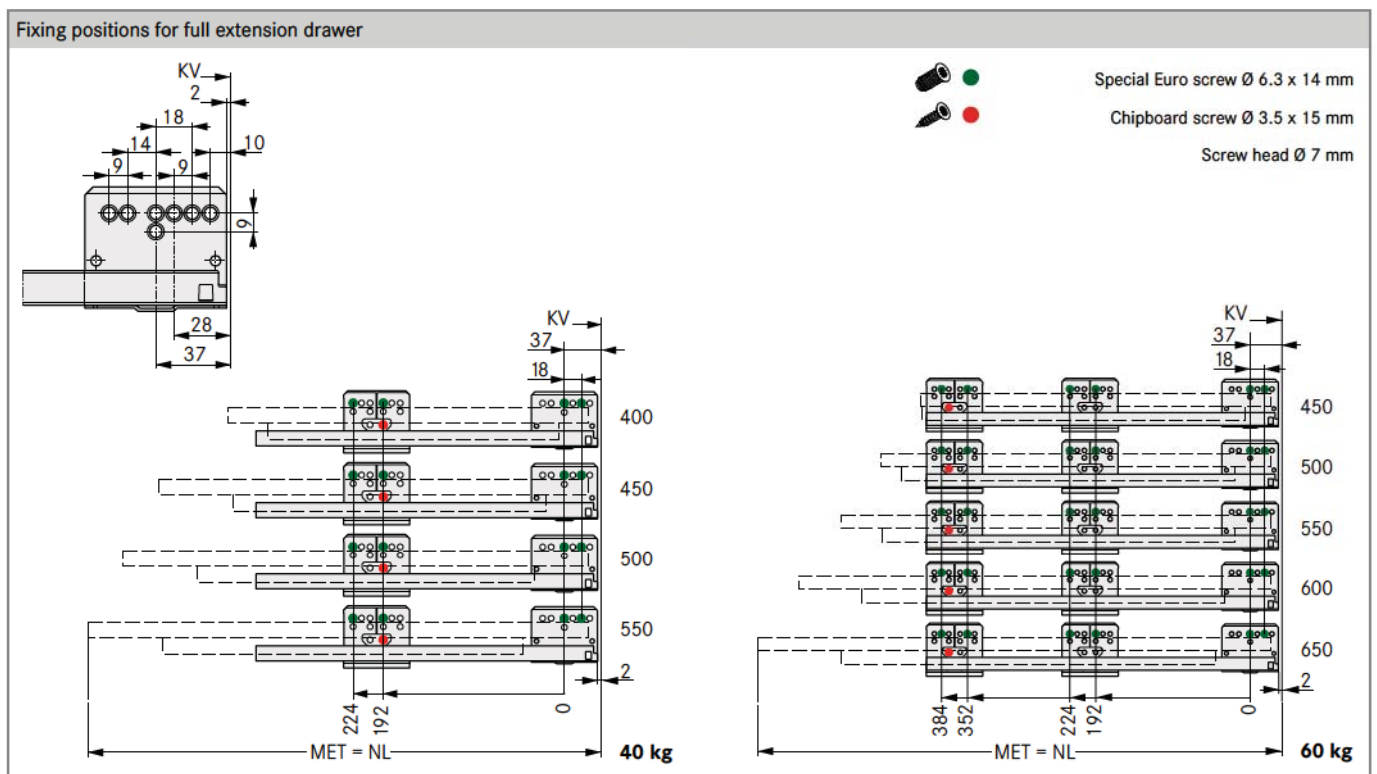
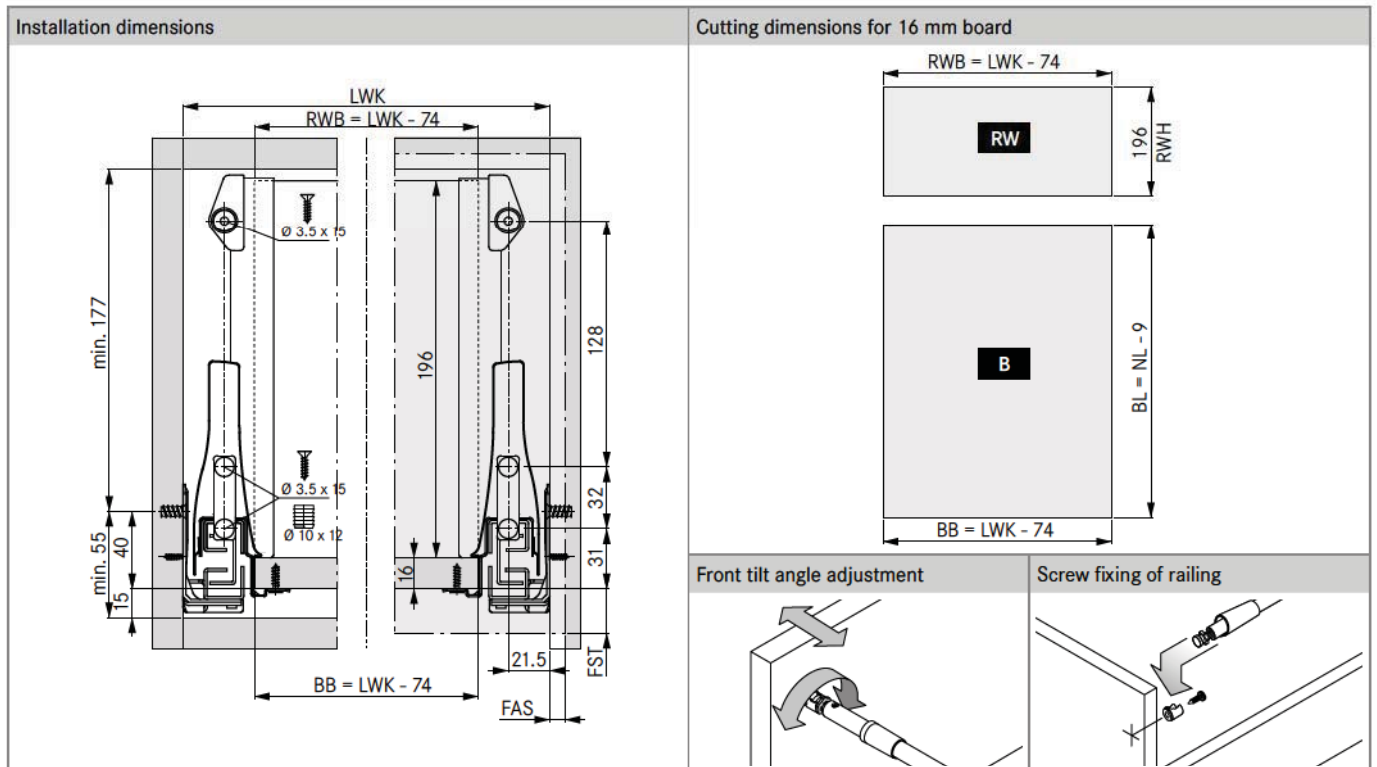
DWD XP Magic Optima	80
DWD XP round railing divider	88

DWD XP Tipmatic Plus	70
Technical information	72

DWD XP Sensomatic	111
Assembly technology	100

INSTALLATION INFORMATION

All dimensions in millimetres



LEGEND

B	Bottom panel	FST	Front overlay	NL	Nominal length
BB	Bottom panel width	KV	Front edge of cabinet	RW	Back panel
BL	Bottom panel length	LWK	Inside cabinet width	RWB	Width of back panel
FAS	Front overlay, side	MET	Minimum installation depth	RWH	Height of back panel

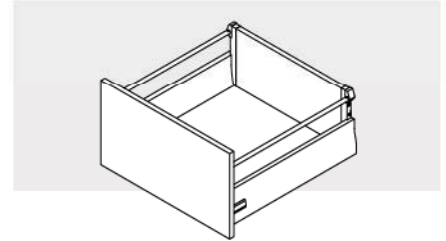
DWD XP

Pot drawer H127 with round quick-mounting railing



- Tool-free railing installation
- Fully synchronised slide technology without mid-way knock
- Excellent running characteristics
- Maximum stability
- Minimal drawer deflection
- Integrated side and eccentric height adjustment including locking screw
- Tool-free tilt angle adjustment using round railing
- Stable front holder
- Bottom panel machining not required
- Removal and transport protection

- Width of bottom and back panel is the same
- All add-on systems can be retrofitted



ORDER INFORMATION

1 DWD XP drawer sides H127 incl. cover caps			
NL	Aluminium metallic		
400	F090077560		
450	F090077561		
500	F090077562		
550	F090077563		
600	F090077564		
650	F090077565		



2 DWD XP full extension slide with Soft-close			
NL	40 kg	60 kg	
400	F091075475	-	
450	F091075476	F091075528	
500	F091075477	F091075529	
550	F091075478	F091075530	
600	-	F091075531	
650	-	F091075532	



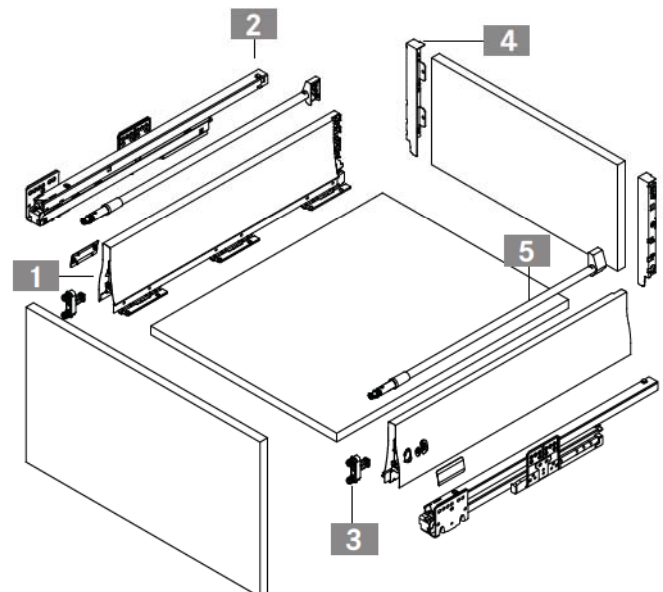
3 Front holder			
	For screw fixing	For press fitting	Expansion dowel
	F092083116	F092083117	F092083119



4 Clip set for wooden back panel H214		
	Aluminium metallic	
	F092082958	



5 Quick-mounting railing set			
NL	Aluminium metallic		
400	F092075974		
450	F092075989		
500	F092082405		
550	F092082420		
600	F092082429		
650	F092082435		



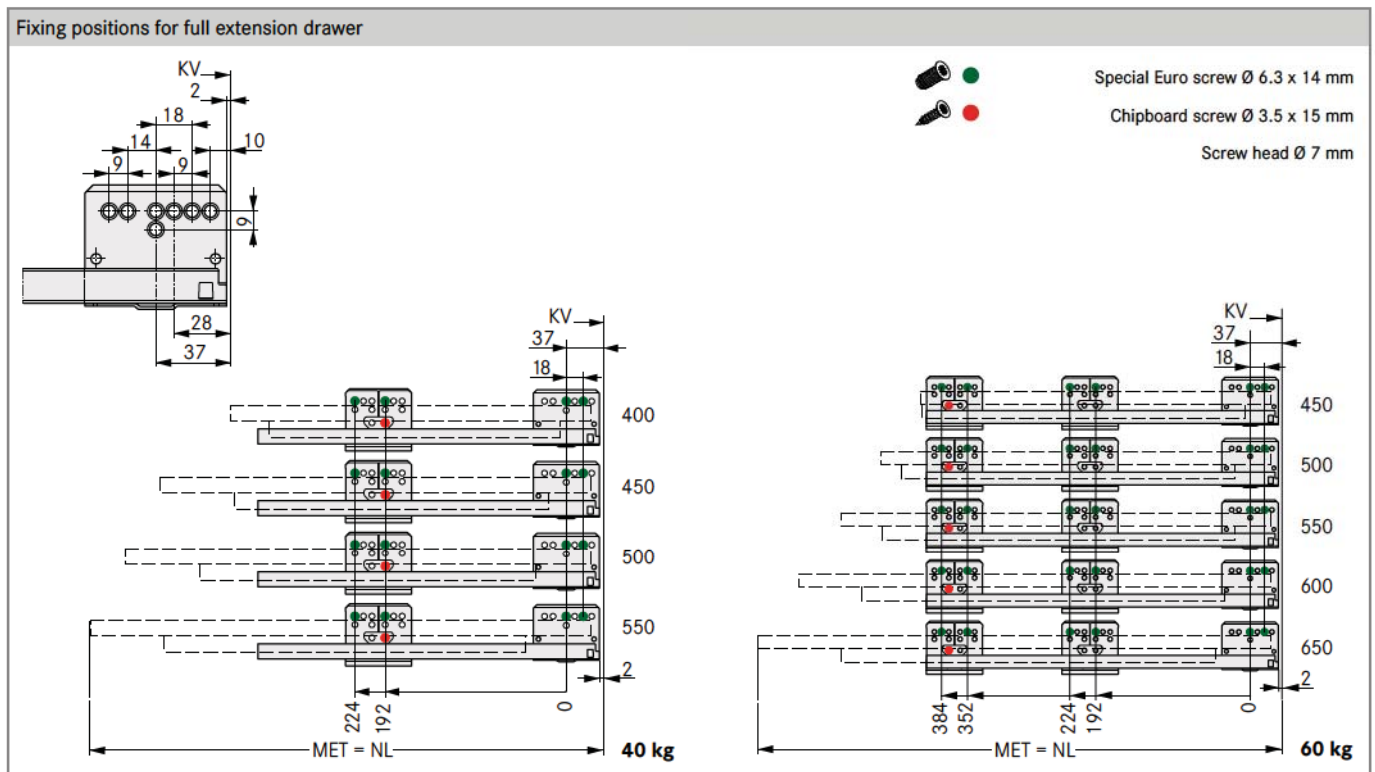
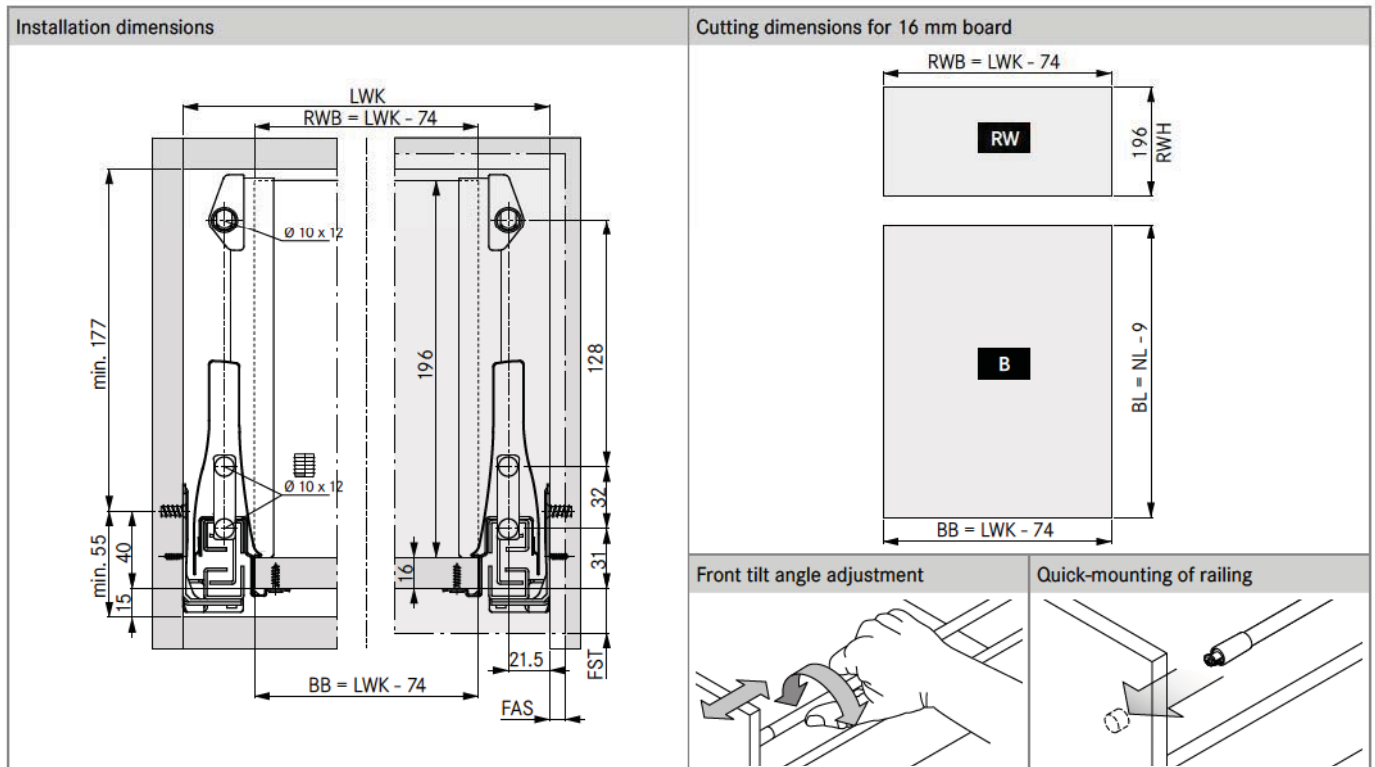
DWD XP Magic Optima	80
DWD XP round railing divider	88

DWD XP Tipmatic Plus	70
Technical information	72

DWD XP Sensomatic	111
Assembly technology	100

INSTALLATION INFORMATION

All dimensions in millimetres



LEGEND

B	Bottom panel	FST	Front overlay	NL	Nominal length
BB	Bottom panel width	KV	Front edge of cabinet	RW	Back panel
BL	Bottom panel length	LWK	Inside cabinet width	RWB	Width of back panel
FAS	Front overlay, side	MET	Minimum installation depth	RWH	Height of back panel

DWD XP ADD-ON SYSTEMS

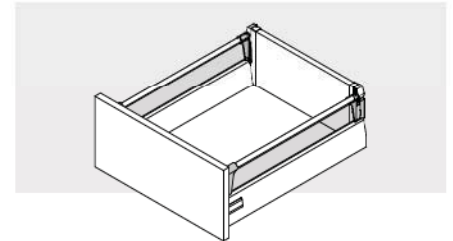
Pot drawer H127 with Variowing



- Elegant add-on system for round railing
- Individual design by using different materials as insert, such as glass or plastic
- Easy installation without tools
- Integrated side and height adjustment including locking screw
- Tool-free tilt angle adjustment using round railing
- Stable front holder
- Can be complemented with the modern Magic Optima dividing system
- Suitable for 4 mm slide-in elements
- Acrylic glass set available

Note:

- The glass is not included in the Variowing glass holder set



ORDER INFORMATION

1 DWD XP drawer sides H127 incl. cover caps			
NL	Aluminium metallic	White	
500	F090077562	F090077571	
550	F090077563	F090077572	



2 DWD XP full extension slide with Soft-close			
NL	40 kg	60 kg	
500	F091075477	F091075529	
550	F091075478	F091075530	



3 Front holder			
	For screw fixing	For press fitting	Expansion dowel
	F092083116	F092083117	F092083119



4 Clip set for wooden back panel H214			
	Aluminium metallic	White	
	F092082958	F092116365	



5a Screw fixing railing set			
NL	Aluminium metallic	White	
500	F092075884	F092075885	
550	F092075887	F092075888	



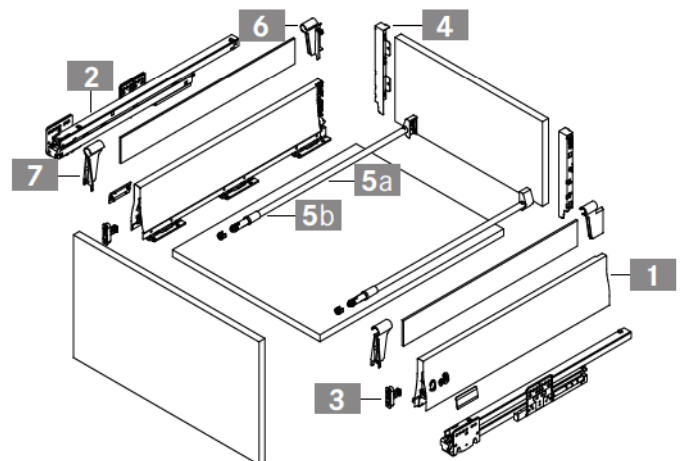
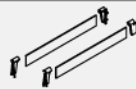
5b Quick-mounting railing set			
NL	Aluminium metallic		
500	F092082405		
550	F092082420		



6 Variowing glass holder set			
	Aluminium grey	White	
	F092082588	F092076843	



7 Variowing acrylic glass set			
NL	Aluminium grey	White	
500	F092082604	F092077402	
550	F092082606	F092077403	
650	F092082607	F092079041	



DWD XP Tipmatic Plus	70
Technical information	72

DWD XP Sensomatic	111
Assembly technology	100

Accessories	92
-------------	----

INSTALLATION INFORMATION

All dimensions in millimetres

Installation dimensions	Cutting dimensions for 16 mm board	Glass cutting dim.																
		<table border="1"> <thead> <tr> <th>NL</th> <th>GL</th> </tr> </thead> <tbody> <tr> <td>350</td> <td>315</td> </tr> <tr> <td>400</td> <td>365</td> </tr> <tr> <td>450</td> <td>415</td> </tr> <tr> <td>500</td> <td>465</td> </tr> <tr> <td>550</td> <td>515</td> </tr> <tr> <td>600</td> <td>565</td> </tr> <tr> <td>650</td> <td>615</td> </tr> </tbody> </table>	NL	GL	350	315	400	365	450	415	500	465	550	515	600	565	650	615
NL	GL																	
350	315																	
400	365																	
450	415																	
500	465																	
550	515																	
600	565																	
650	615																	
	<p>Front tilt angle adjustment</p>	<p>Note</p> <p>All glass edges must be chamfered (approx. 0.7 mm x 45°). GRASS recommends TSG glass.* *(Toughened Safety Glass)</p>																

Fixing positions for full extension drawer

Special Euro screw \varnothing 6.3 x 14 mm
 Chipboard screw \varnothing 3.5 x 15 mm
 Screw head \varnothing 7 mm

LEGEND

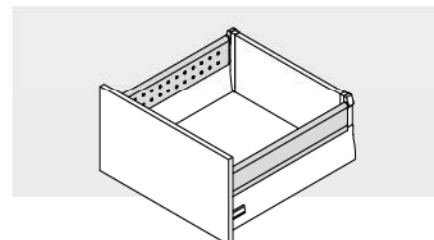
BB	Bottom panel width	GL	Length of glass	NL	Nominal length
BL	Bottom panel length	KV	Front edge of cabinet	RW	Back panel
FAS	Front overlay, side	LWK	Inside cabinet width	RWB	Width of back panel
FST	Front overlay	MET	Minimum installation depth	RWH	Height of back panel

DWD XP ADD-ON SYSTEMS

Pot drawer H127 with Duowing



- High-quality, double-wall add-on system for round railing
- Optimally matched to drawer side design
- Available in 2 colours
- Easy installation without tools
- Integrated side and height adjustment including locking screw
- Tool-free tilt angle adjustment using round railing
- Stable front holder
- Can be complemented with the Magic Classic dividing system



ORDER INFORMATION

1 DWD XP drawer sides H127 incl cover caps			
NL	Aluminium metallic	White	
400	F090077560	F090077569	
450	F090077561	F090077570	
500	F090077562	F090077571	
550	F090077563	F090077572	
600	F090077564	F090077573	
650	F090077565	F090077574	



2 DWD XP full extension slide with Soft-close			
NL	40 kg	60 kg	
400	F091075475	-	
450	F091075476	F091075528	
500	F091075477	F091075529	
550	F091075478	F091075530	
600	-	F091075531	
650	-	F091075532	



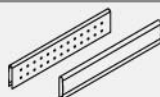
3 Front holder			
	For screw fixing	For press fitting	Expansion dowel
	F092083116	F092083117	F092083119



4 Clip set for wooden back panel H214			
	Aluminium metallic	White	
	F092082958	F092116365	



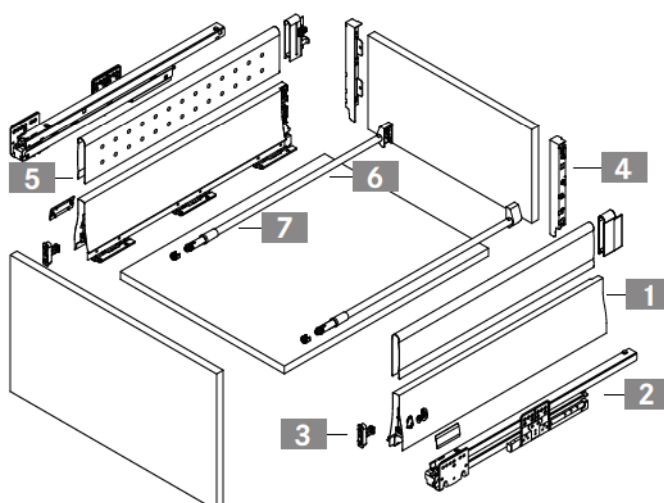
5 Duowing set, left/right incl. anti-slip device			
NL	Aluminium metallic	White	
400	F092082567	F092082583	
450	F092082570	F092082584	
500	F092082572	F092082585	
550	F092082576	F092082586	
600	F092082578	F092071889	
650	F092082580	F092077404	



6 DWD XP screw fixing railing set			
NL	Aluminium metallic	White	
400	F092075878	F092075879	
450	F092075881	F092075882	
500	F092075884	F092075885	
550	F092075887	F092075888	
600	F092075890	F092071890	
650	F092075892	F092077401	



7 DWD XP quick-mounting railing set			
NL	Aluminium metallic		
400	F092075974		
450	F092075989		
500	F092082405		
550	F092082420		
600	F092082429		
650	F092082435		



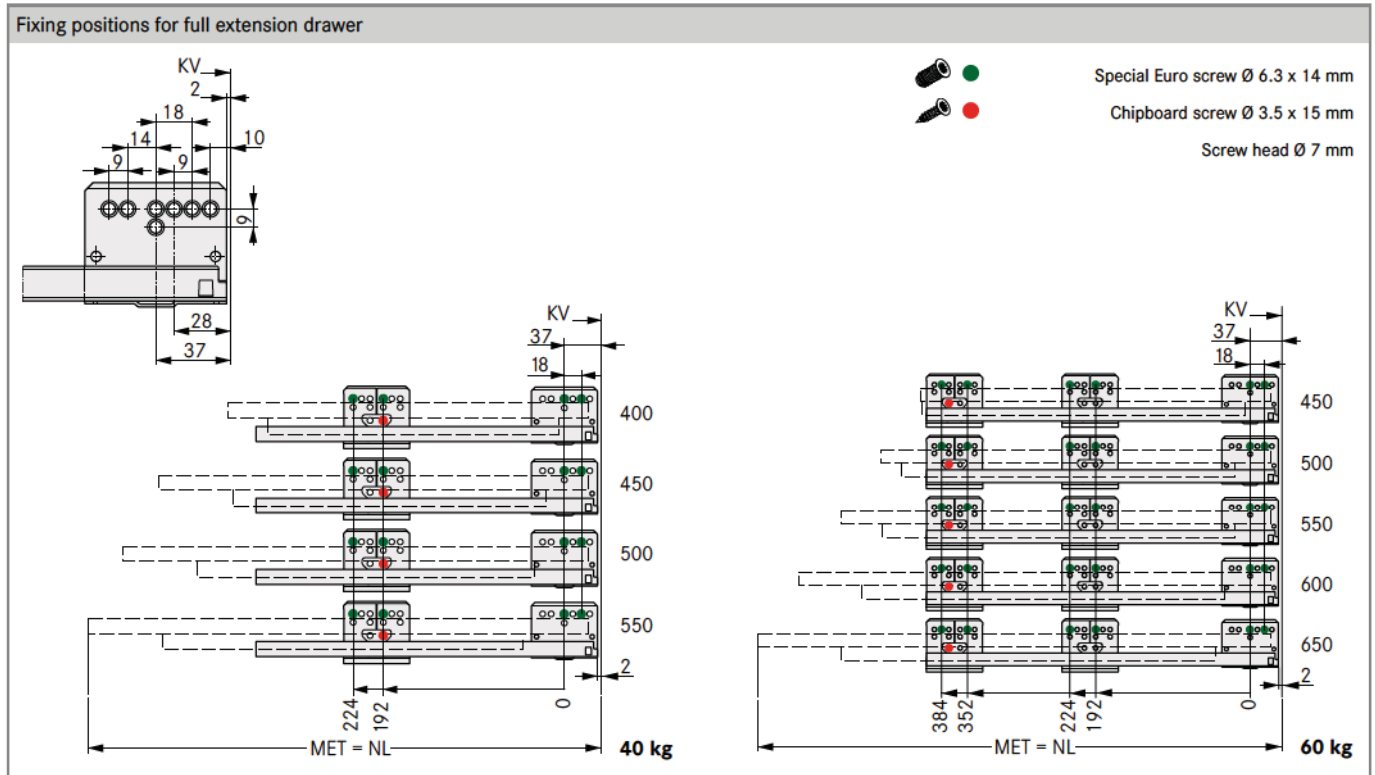
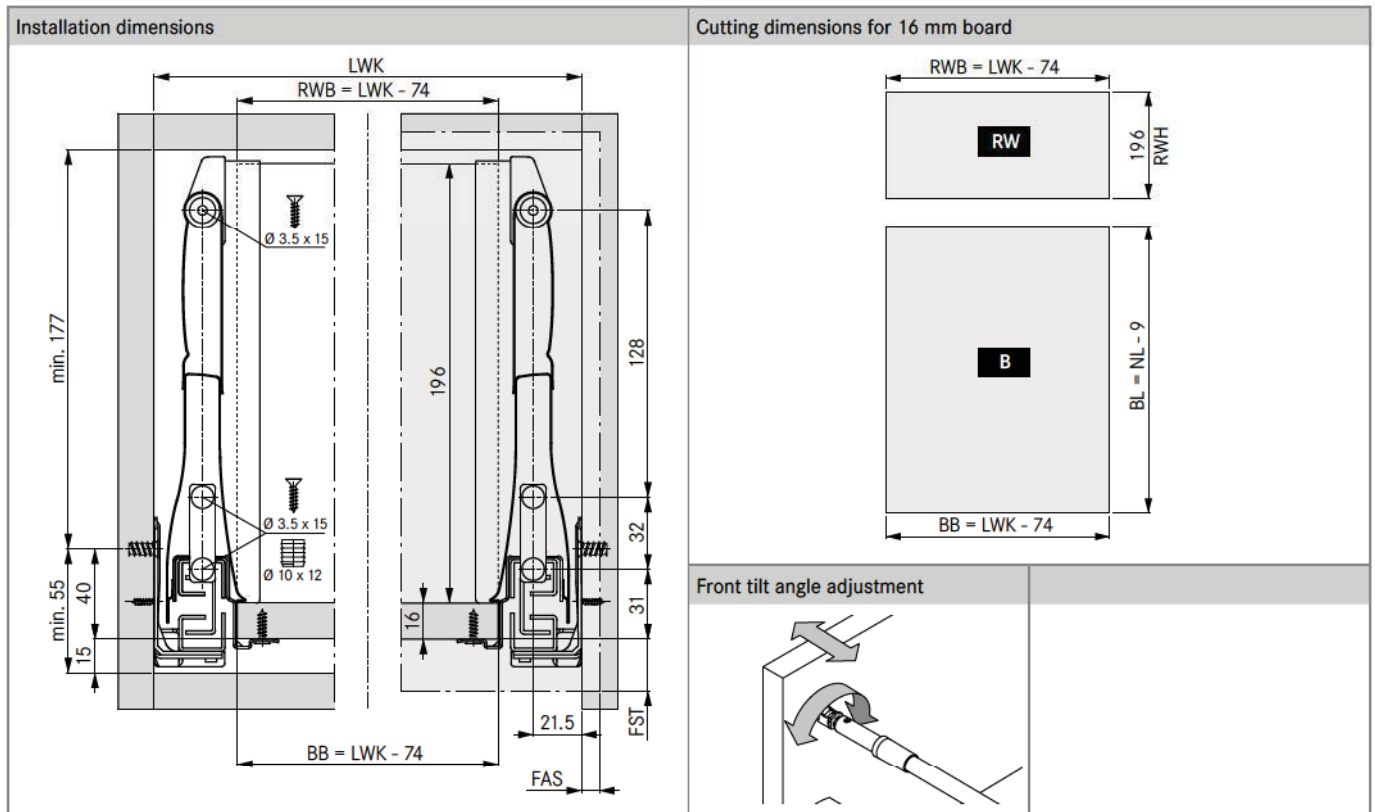
DWD XP dividing systems	78
DWD XP Tipmatic Plus	70

Technical information	72
DWD XP Sensomatic	111

Accessories	92
-------------	----

INSTALLATION INFORMATION

All dimensions in millimetres



LEGEND

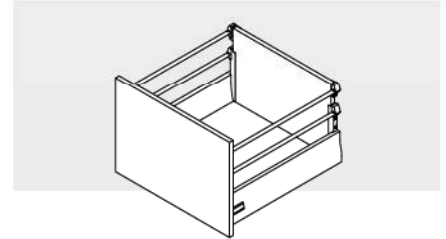
B	Bottom panel	FST	Front overlay	NL	Nominal length
BB	Bottom panel width	KV	Front edge of cabinet	RW	Back panel
BL	Bottom panel length	LWK	Inside cabinet width	RWB	Width of back panel
FAS	Front overlay, side	MET	Minimum installation depth	RWH	Height of back panel

DWD XP

Pot drawer H127 with variable back panel height and double round railing



- Choice of back panel height
- Fully synchronised slide technology without mid-way knock
- Excellent running characteristics
- Maximum stability
- Minimal drawer deflection
- Integrated side and eccentric height adjustment including locking screw
- Tool-free tilt angle adjustment using round railing
- Stable front holder
- Removal and transport protection
- Bottom panel machining not required
- Width of bottom and back panel is the same



ORDER INFORMATION

1 DWD XP drawer sides H127 incl. cover caps			
NL	Aluminium metallic	White	
400	F090077560	F090077569	
450	F090077561	F090077570	
500	F090077562	F090077571	
550	F090077563	F090077572	
600	F090077564	F090077573	
650	F090077565	F090077574	

2 DWD XP full extension slide with Soft-close			
NL	40 kg	60 kg	
400	F091075475	-	
450	F091075476	F091075528	
500	F091075477	F091075529	
550	F091075478	F091075530	
600	-	F091075531	
650	-	F091075532	

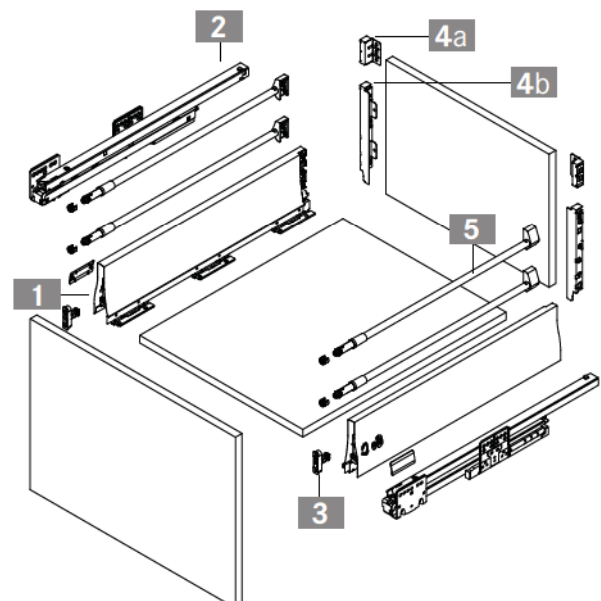
3 Front holder			
	For screw fixing	For press fitting	Expansion dowel
	F092083116	F092083117	F092083119

4 Clip set for wooden back panel H214 with variable height, consisting of items 4a (2x) and 4b (2x)			
	Aluminium metallic	White	
	F092077398	F092077399	

4a Railing clip for wooden back panel with variable height, suitable for left and right application			
	Aluminium metallic	White	
	F092082997	F092076725	

4b Back panel clip set H214, open			
	Aluminium metallic	White	
	F092077388	F092077391	

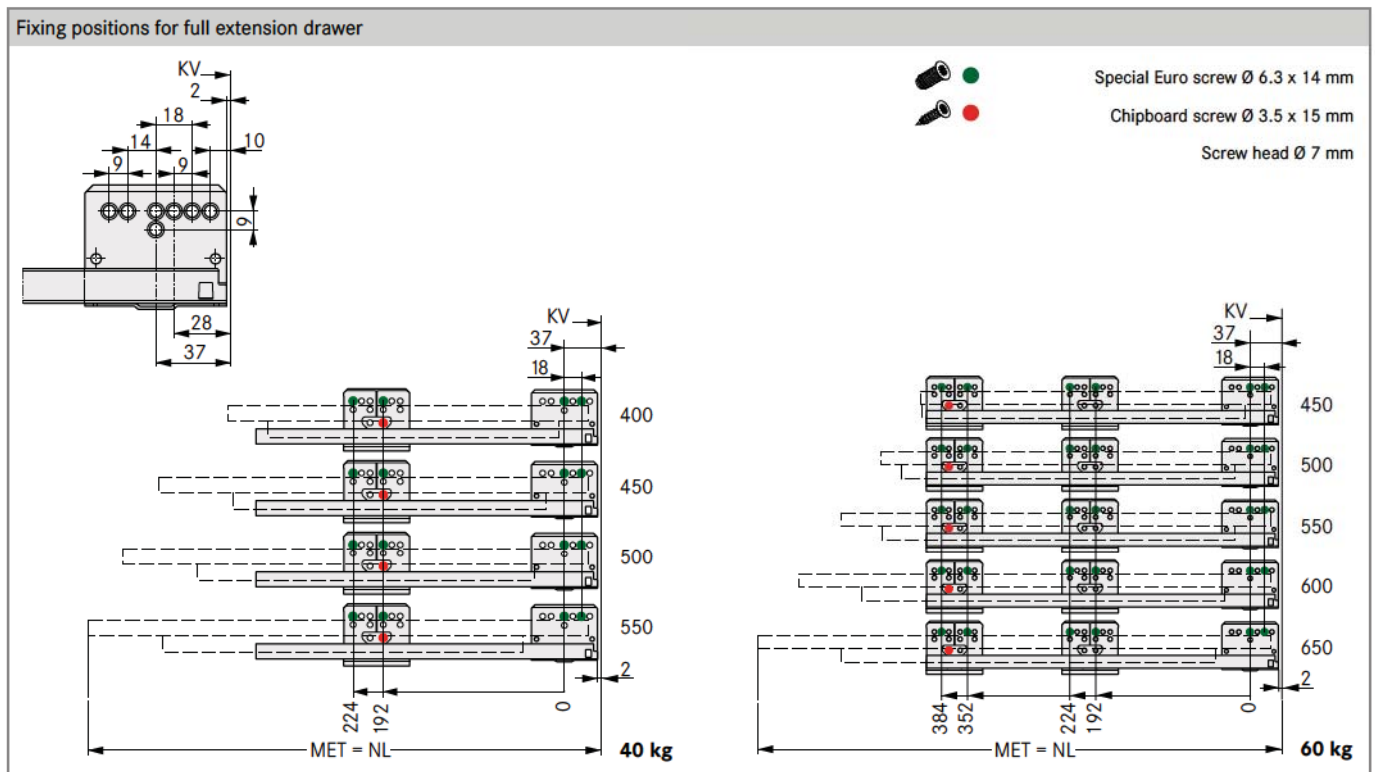
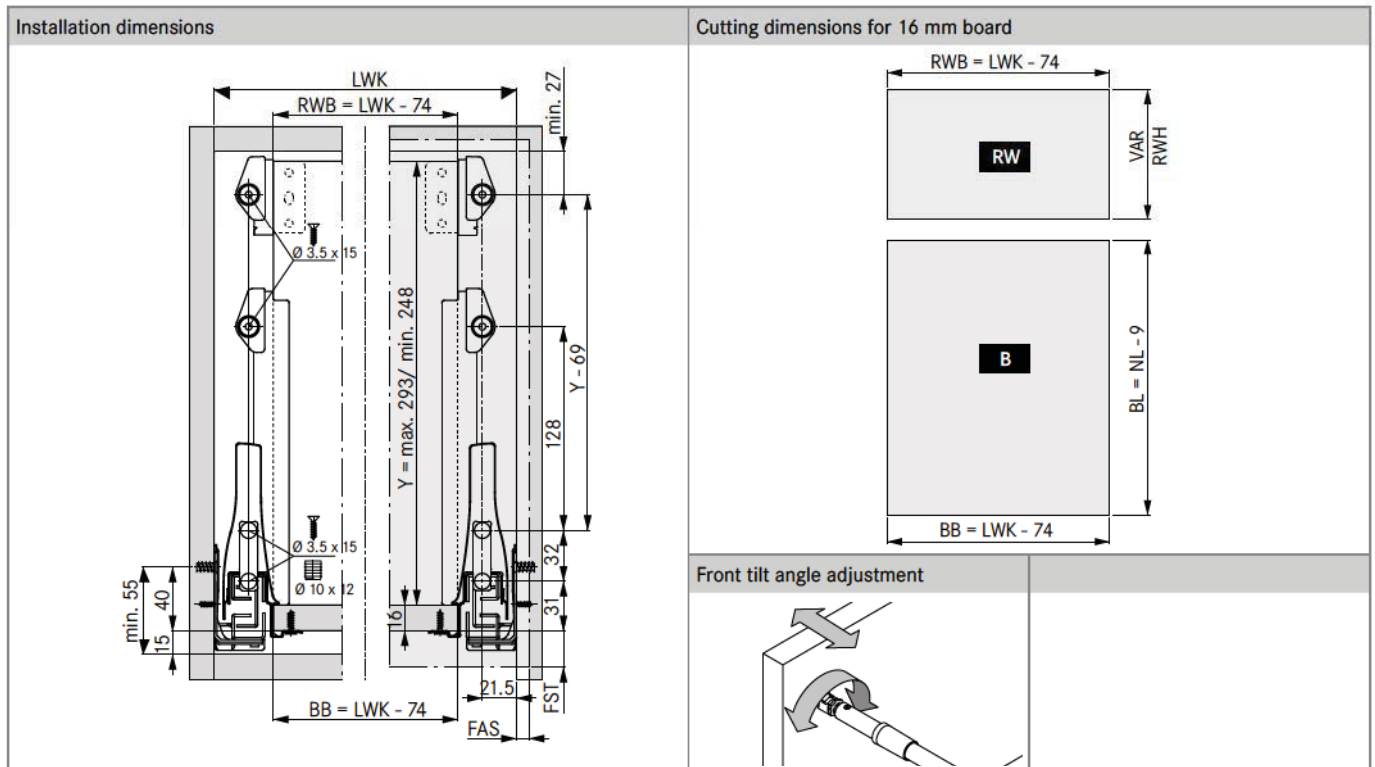
5 Screw fixing railing set			
NL	Aluminium metallic	White	
400	F092075878	F092075879	
450	F092075881	F092075882	
500	F092075884	F092075885	
550	F092075887	F092075888	
600	F092075890	F092071890	
650	F092075892	F092077401	



DWD XP round railing divider	88	Technical information	72	DWD XP Sensomatic	111
DWD XP Tipmatic Plus	70	Accessories	92	Assembly technology	100

INSTALLATION INFORMATION

All dimensions in millimetres



LEGEND

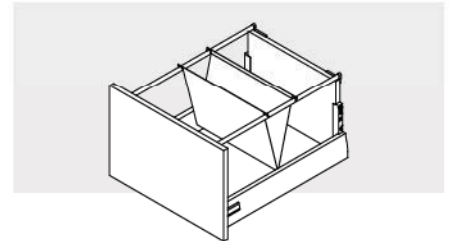
B	Bottom panel	FST	Front overlay	NL	Nominal length
BB	Bottom panel width	KV	Front edge of cabinet	RW	Back panel
BL	Bottom panel length	LWK	Inside cabinet width	RWB	Width of back panel
FAS	Front overlay, side	MET	Minimum installation depth	RWH	Height of back panel

DWD XP

Drawer system for suspension files



- Fully synchronised slide technology without mid-way knock
- Excellent running characteristics
- Minimal drawer deflection
- Secure screw connection at front and back panels ensures stable construction and high load capacity
- Integrated side and eccentric height adjustment including locking screw
- Tool-free tilt angle adjustment using the oval railing
- Oval, natural anodised aluminium tube with high bending resistance
- Removal and transport protection
- Bottom panel machining not required
- Width of bottom and back panel is the same



ORDER INFORMATION

1 DWD XP drawer sides H95 incl. cover caps			
NL	Aluminium metallic	White	
500	F090075297	F090075298	
550	F090075301	F090075302	



2 Clip set for wooden back panel H182			
	Aluminium metallic	White	Nickel-plated
	F092082943	F092082946	F092082949



3 DWD XP drawer sides H127 incl. cover caps			
NL	Aluminium metallic	White	
500	F090077562	F090077571	
550	F090077563	F090077572	



4 Clip set for wooden back panel H214			
	Aluminium metallic	White	
	F092082958	F092116365	



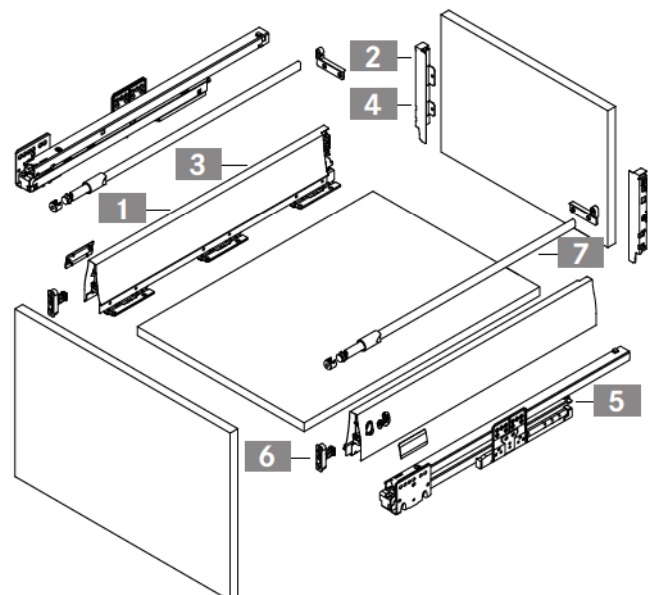
5 DWD XP full extension slide with Soft-close			
NL	40 kg	60 kg	
500	F091075477	F091075529	
550	F091075478	F091075530	



6 Front holder			
	For screw fixing	For press fitting	Expansion dowel
	F092083116	F092083117	F092083119



7 Railing set for DWD XP suspension file drawer			
NL	Aluminium anodised		
500	F084074850		
550	F084074851		



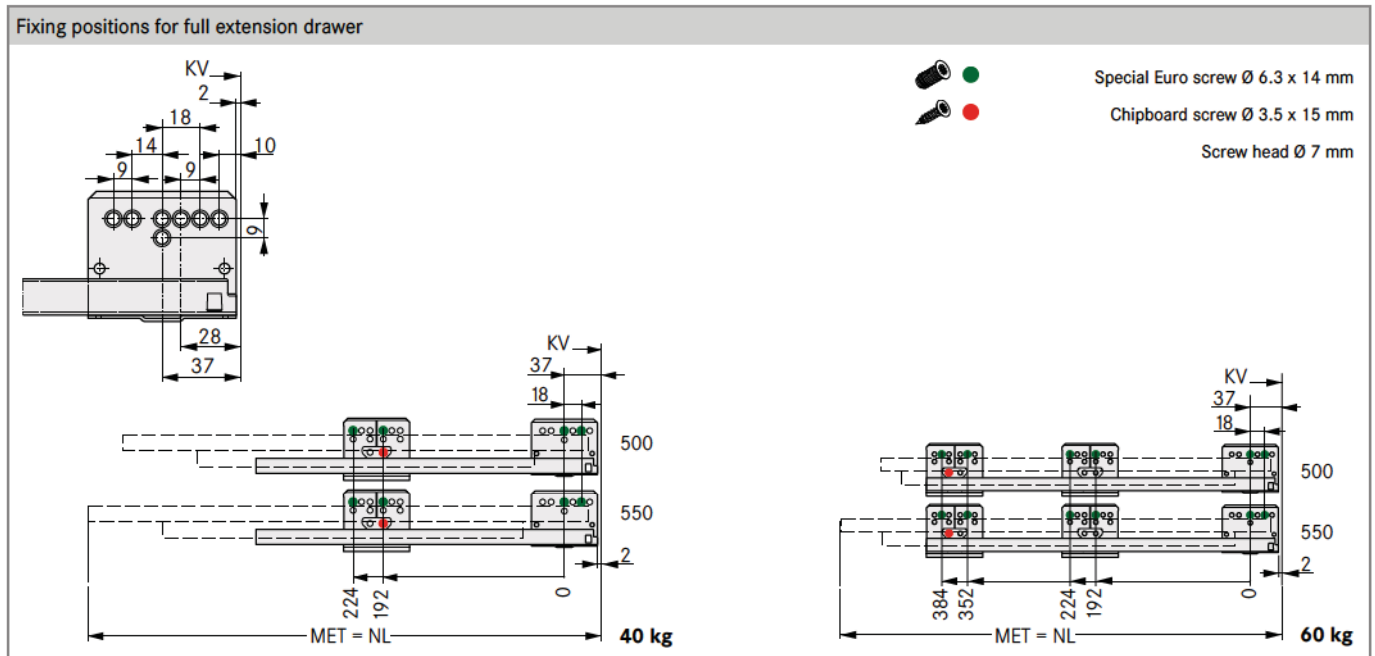
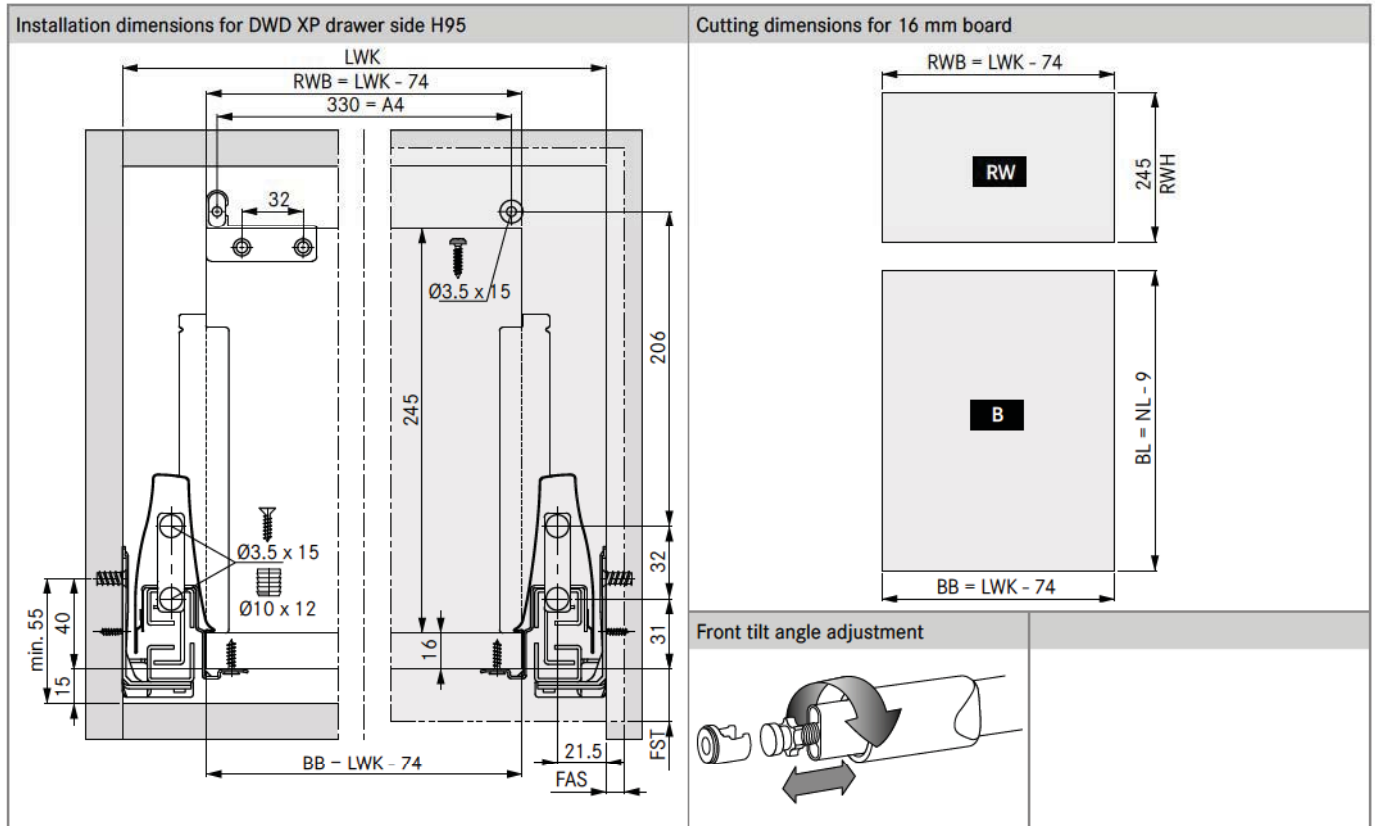
DWD XP Tipmatic Plus	70
Accessories	92

Technical information	72
DWD XP Sensomatic	111

Assembly technology	100
---------------------	-----

INSTALLATION INFORMATION

All dimensions in millimetres



LEGEND

B	Bottom panel	FST	Front overlay	NL	Nominal length
BB	Bottom panel width	KV	Front edge of cabinet	RW	Back panel
BL	Bottom panel length	LWK	Inside cabinet width	RWB	Width of back panel
FAS	Front overlay, side	MET	Minimum installation depth	RWH	Height of back panel

DWD XP

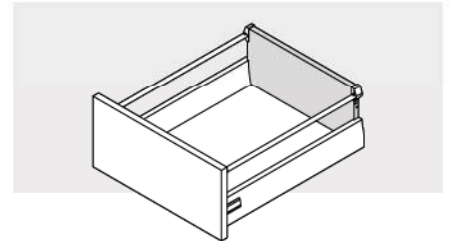
Steel back panels, sink cabinet steel back panels



- High-quality steel back panels in different heights
- Surface finish matches colour of drawer sides
- For 16, 18 and 19 mm cabinet sides

Note:

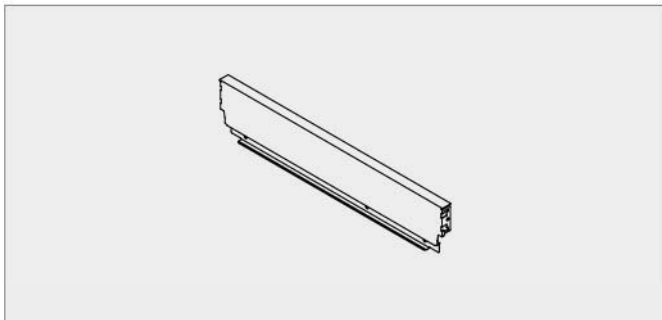
- Please note that with steel back panels, the bottom panels need to be cut 10 mm shorter



STEEL BACK PANELS

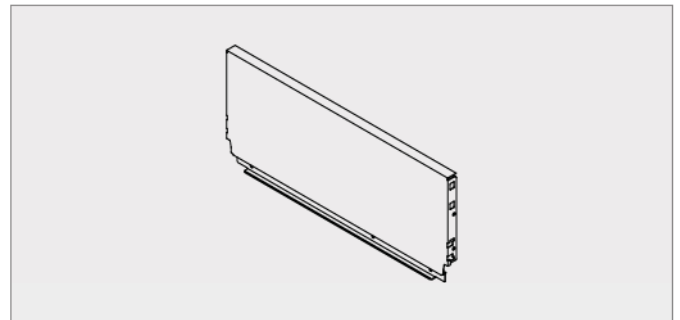
H86

for drawer side height 95 mm



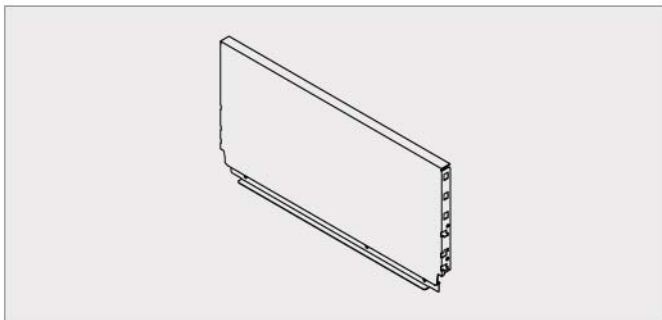
H182

for drawer side height 95 mm with railing and add-on system



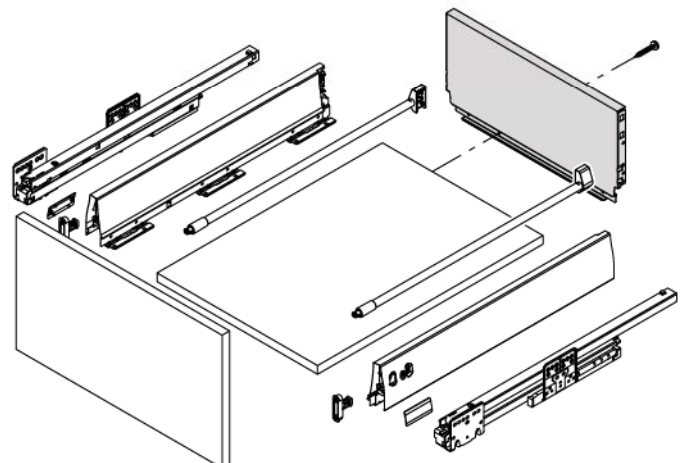
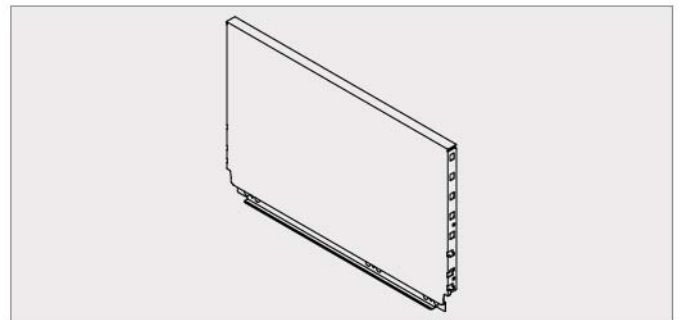
H214

for drawer side height 95 and 127 mm with railing and drawer side 127 mm with add-on system



H278

for drawer side height 95 and 127 mm



DWD XP drawer H95	16
DWD XP pot drawer H95 round railing	28

DWD XP drawer H127	50
DWD XP pot drawer H127 round railing	54



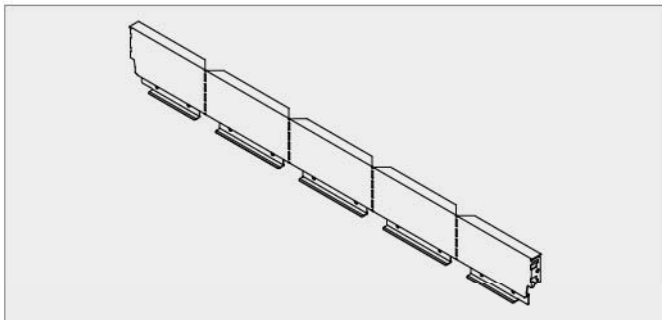
- Folding steel back panels for sink drawers and pull-outs
- Easy to fit
- Suitable for cabinet widths 600, 800, 900 and 1200 mm



FOLDING SINK CABINET STEEL BACK PANELS

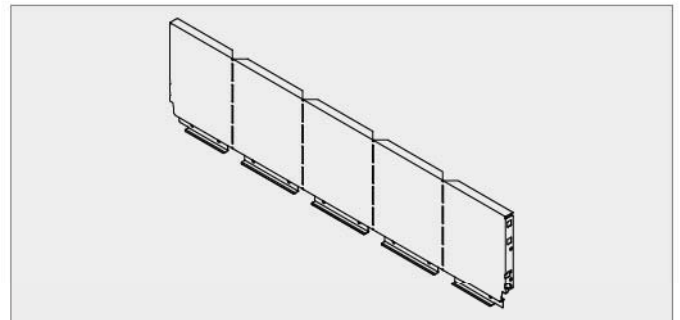
H86

for drawer side height 95 mm



H182

for drawer side height 95 mm with railing or add-on system



DWD XP sink cabinet drawer	94
DWD XP drawer H95	16

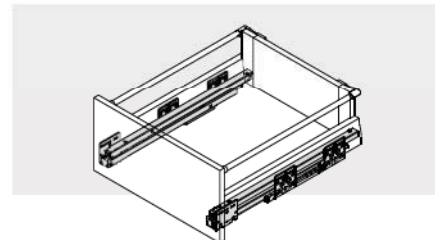
DWD XP pot drawer H95 round railing	28

DWD XP

Full extension drawer slide 40/60 kg Soft-close

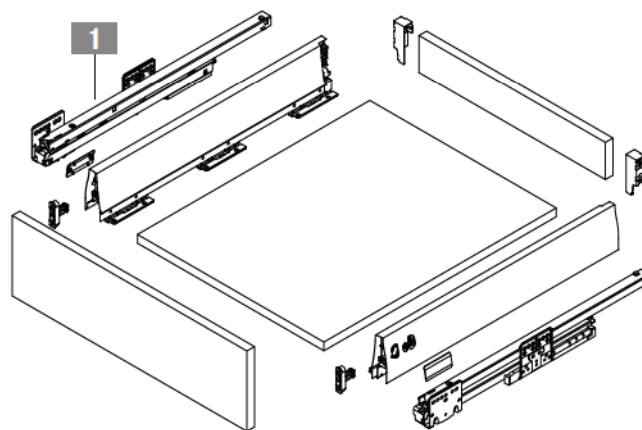


- Fully synchronised slide technology without mid-way knock
- Integrated Soft-close technology
- Excellent running characteristics
- Maximum lateral stability
- Minimal drawer deflection
- Removal and transport protection
- Suitable for all DWD XP drawer sides
- Load capacity 40 kg and 60 kg



ORDER INFORMATION

1 DWD XP full extension slide with Soft-close 40 kg and 60 kg			
NL	40 kg	60 kg	
275	F09 1075473	-	
300	F09 1077407	-	
350	F09 1075474	-	
400	F09 1075475	-	
450	F09 1075476	F09 1075528	
500	F09 1075477	F09 1075529	
550	F09 1075478	F09 1075530	
600	-	F09 1075531	
650	-	F09 1075532	



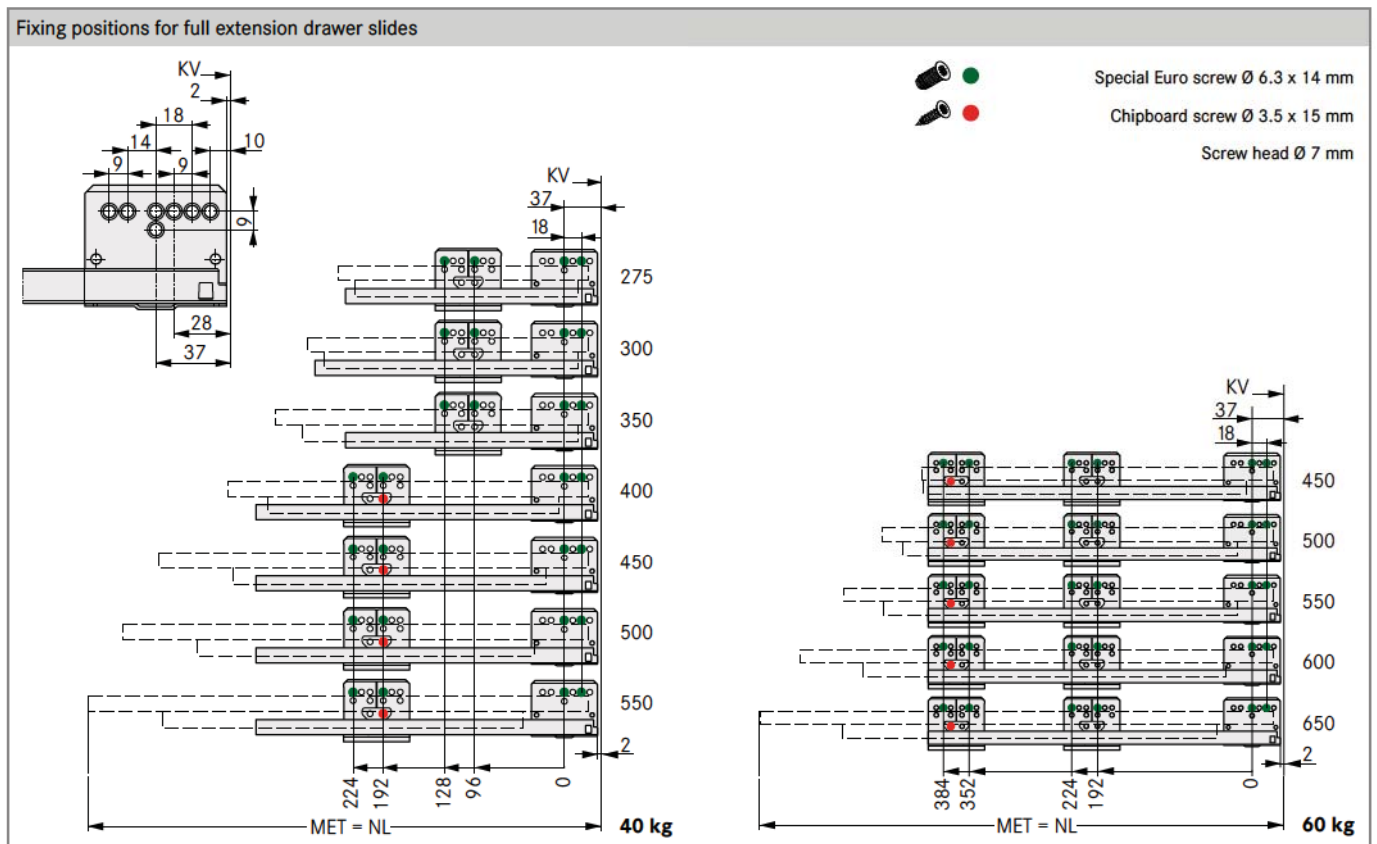
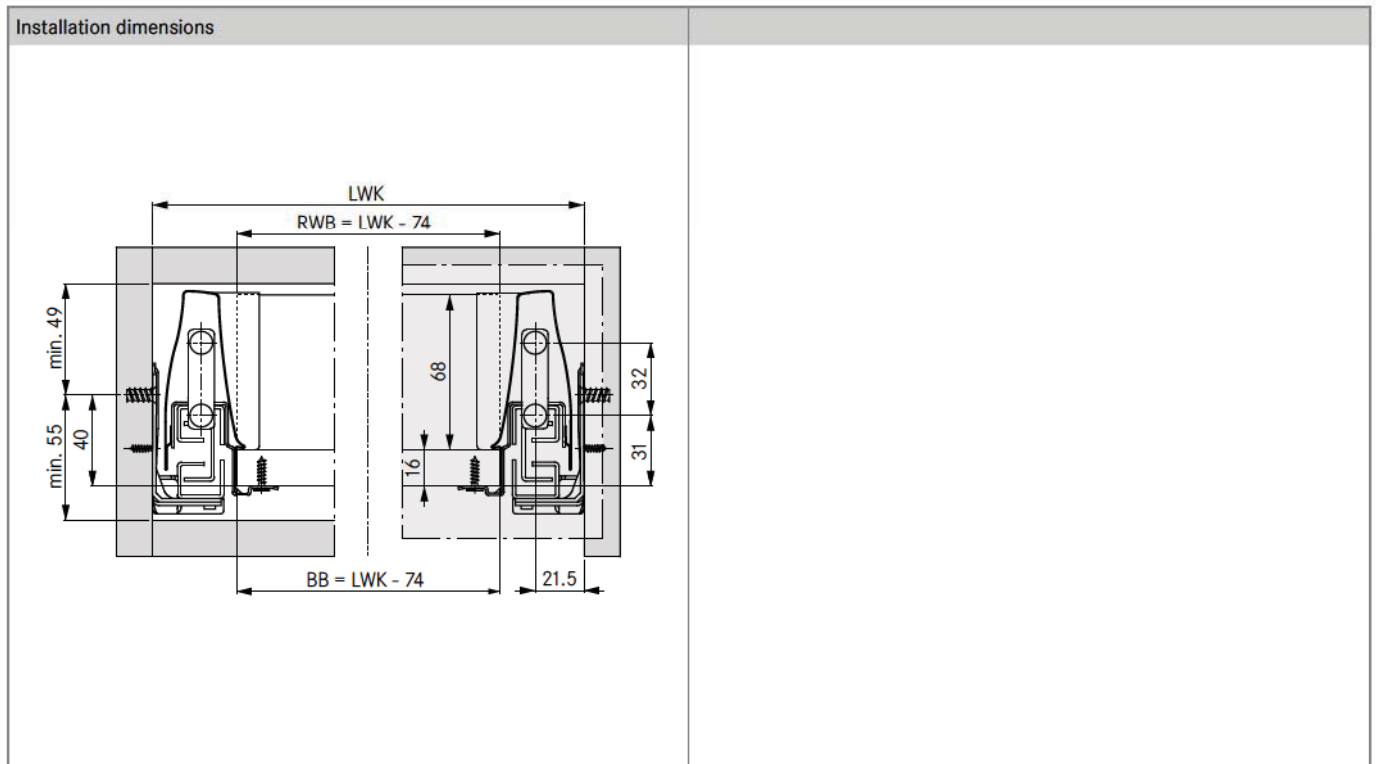
DWD XP drawer H95	16
DWD XP pot drawer H95	22

DWD XP drawer H127	50
DWD XP pot drawer H127	52

Technical information	72
Assembly technology	100

INSTALLATION INFORMATION

All dimensions in millimetres



LEGEND

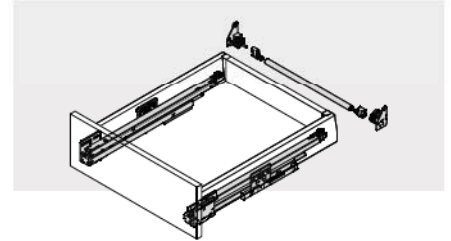
B	Bottom panel	KV	Front edge of cabinet	RW	Back panel
BB	Bottom panel width	LWK	Inside cabinet width	RWB	Width of back panel
FAS	Front overlay, side	MET	Minimum installation depth	RWH	Height of back panel
FST	Front overlay	NL	Nominal length	VAR	Free selection

DWD XP


Tipmatic Plus Full extension drawer slide 40 kg




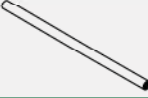
- Mechanical opening system
- Can be triggered by gently tapping anywhere on the surface of the front
- Drawer extends fully to allow optimal access to contents
- Reliable closing through catch function
- Depth adjustment on both sides ensures precise front gap adjustment
- No drawer modification required
- Removal and transport protection




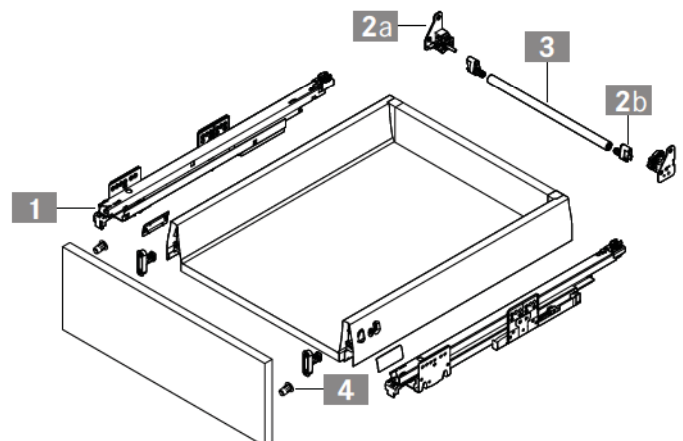
ORDER INFORMATION

1 DWD XP Tipmatic Plus Full extension slide 40 kg			
NL	Galvanised		
275	F09 1075464		
300	F09 1077408		
350	F09 1075465		
400	F09 1075466		
450	F09 1075467		
500	F09 1075468		
550	F09 1075469		

2 Tipmatic Plus fixing set, consisting of items 2a (2x) and 2b (2x)			
	Item No.		
	F092083209		

3 Tipmatic Plus synchronisation rod for cutting to length			
KB	Item No.		
1200	F092082612		

4 Front buffer for Tipmatic Plus			
	Item No.		
	F145068399		



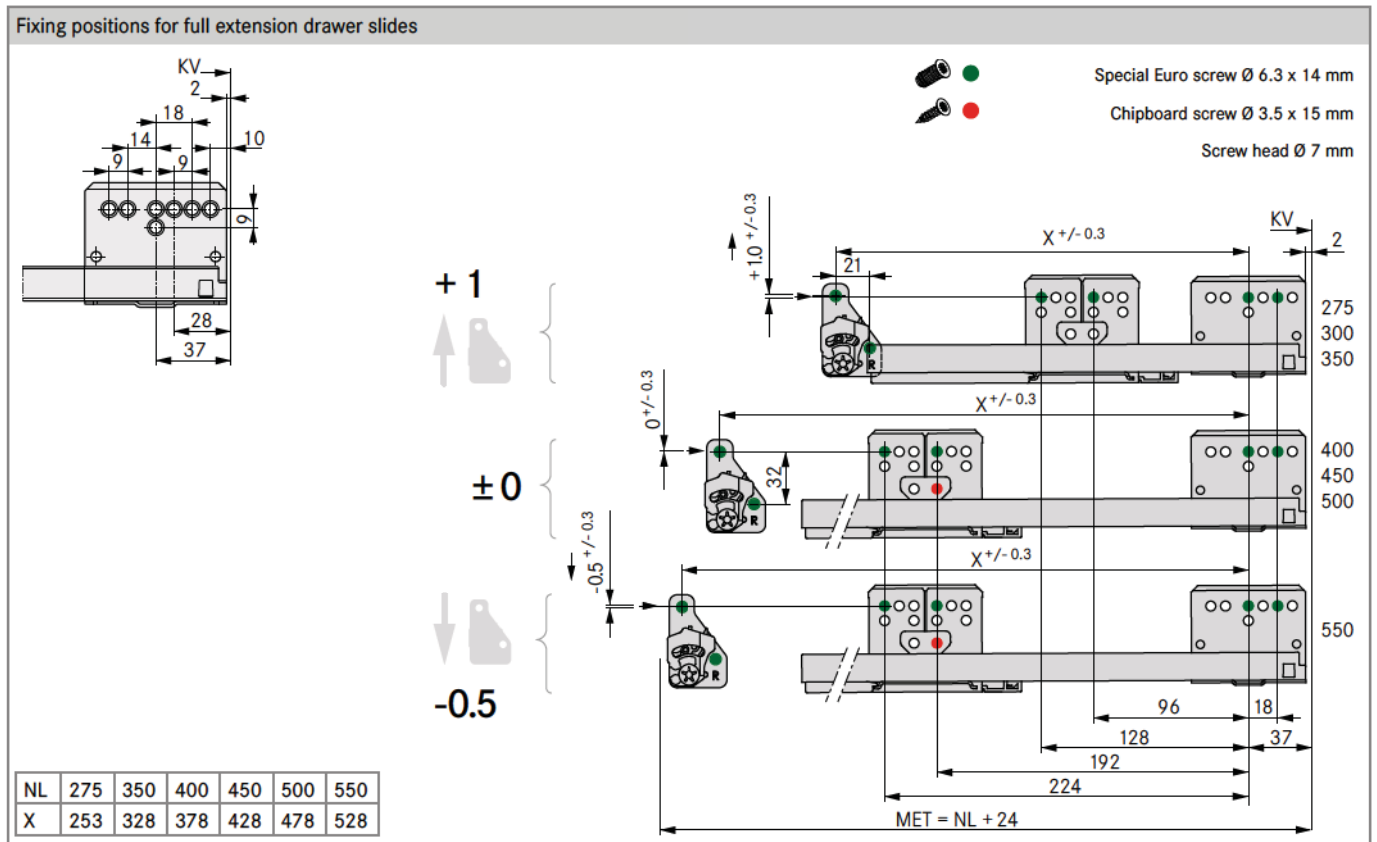
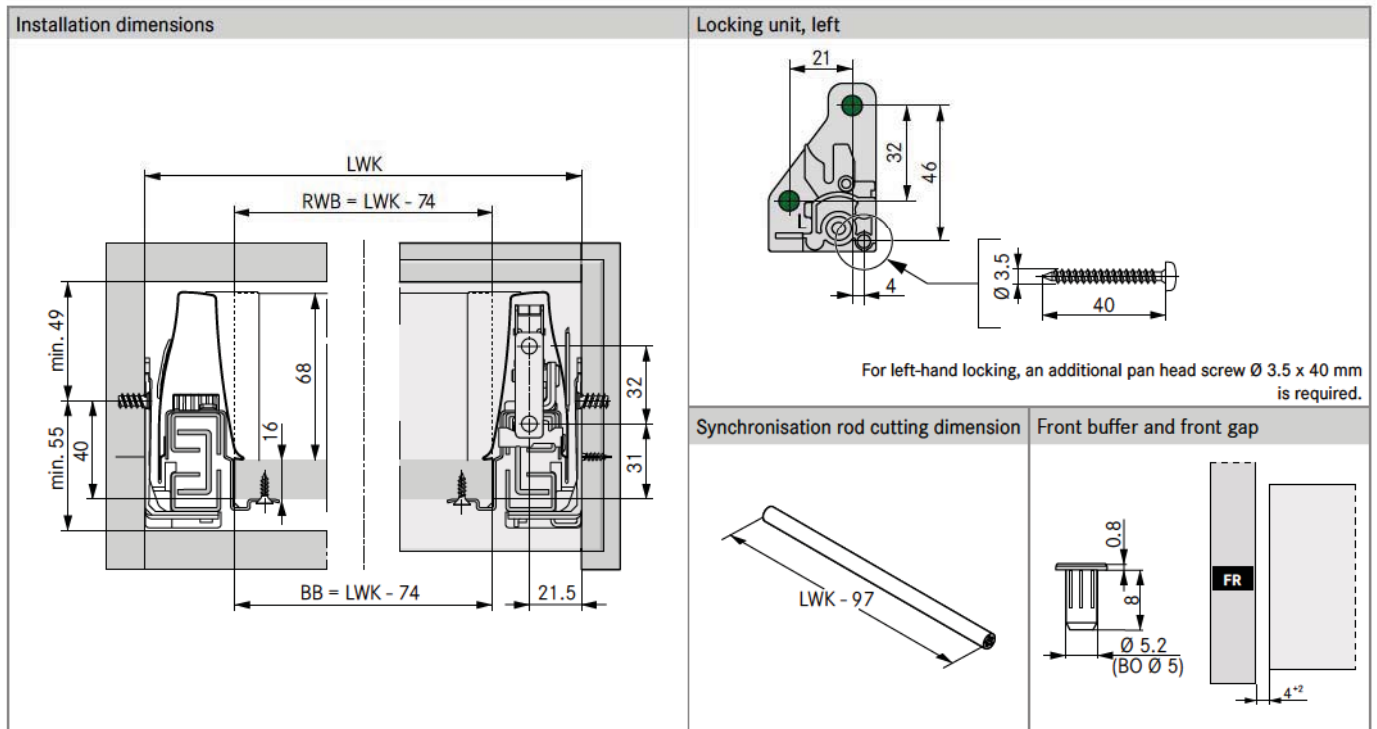
DWD XP drawer H95	16
DWD XP pot drawer H95	22

DWD XP drawer H127	50
DWD XP pot drawer H127	52

Technical information	72
Assembly technology	100

INSTALLATION INFORMATION

All dimensions in millimetres



LEGEND

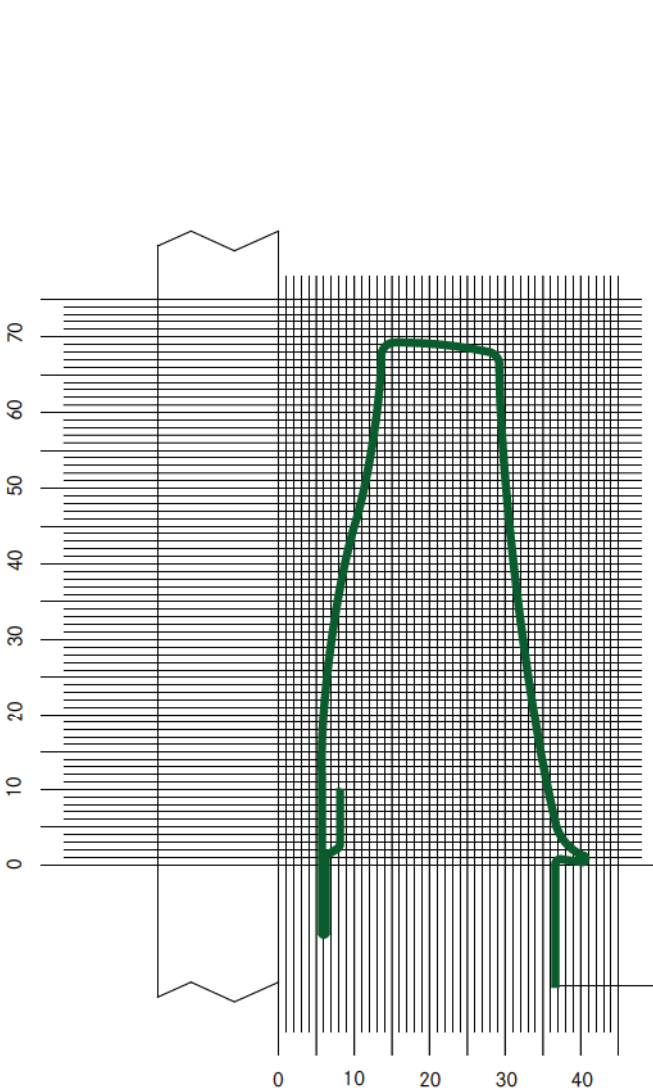
BB	Bottom panel width	LWK	Inside cabinet width
BO	Drill hole	MET	Minimum installation depth
KB	Cabinet width	NL	Nominal length
KV	Front edge of cabinet	RWB	Width of back panel

DWD XP

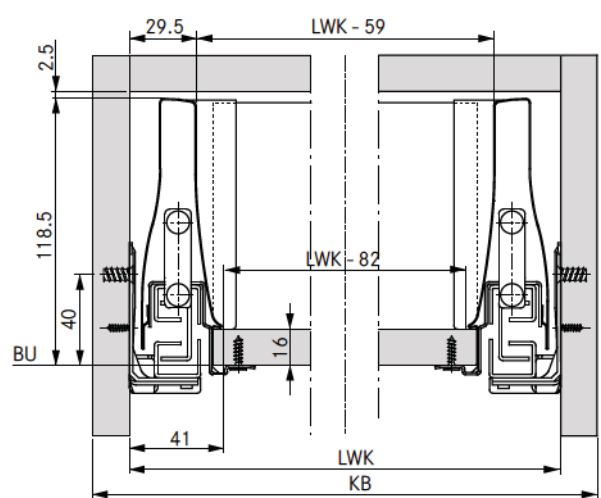
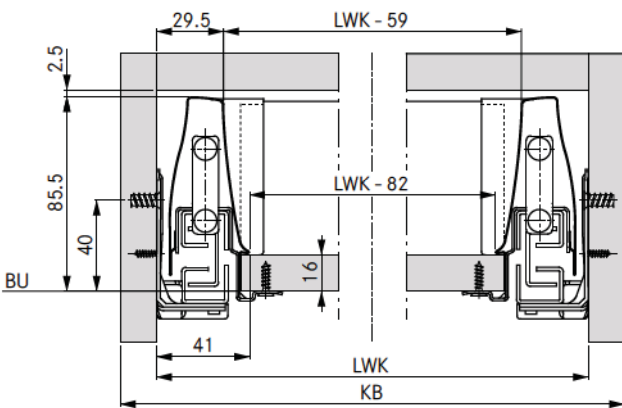
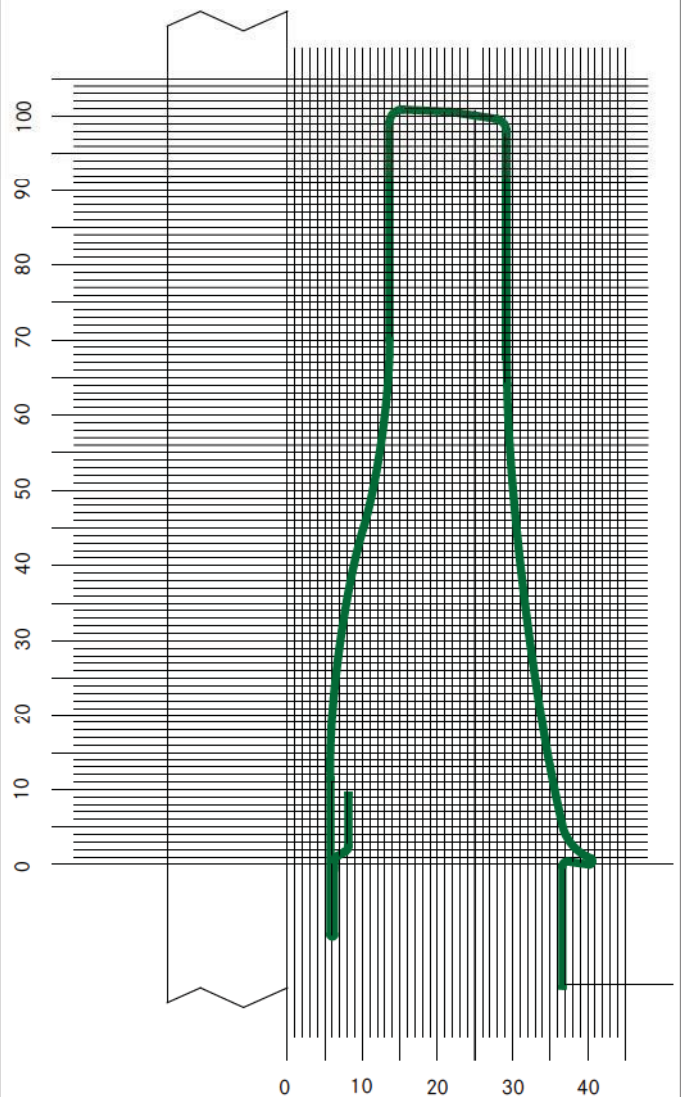
Technical information

INSTALLATION INFORMATION

Dimensions for drawer insert H95



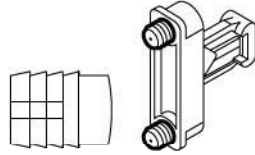
Dimensions for drawer insert H127



INSTALLATION ADVICE

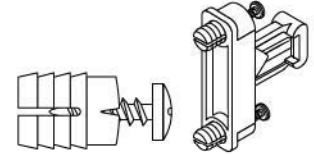
Front holder with press-fit dowels Ø 10 x 12 mm

The holes for fixing should be countersunk. The sharp edges of the holes of hard surface coatings such as melamine can damage the dowels during press fitting. This can lead to significantly reduced pull-out force.



Front holder with expansion dowels Ø 10 x 12 mm


Alternatively it is possible to use front holders with expansion dowels, which do not require countersinking and still guarantee optimum pull-out force.



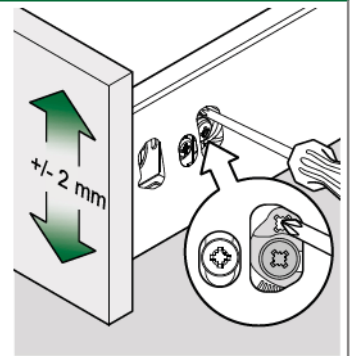
ADJUSTMENTS

Eccentric height adjustment on both sides

Release locking screws on both sides.

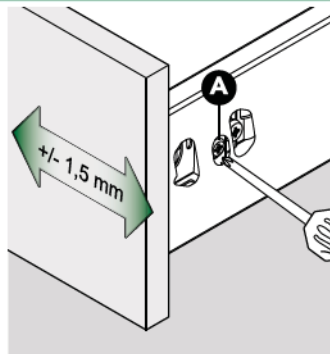


Adjust front panel and re-tighten locking screws.



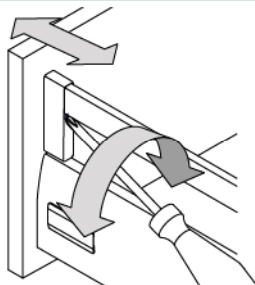
Side adjustment, right

Turn adjustment (A). Only the right-hand side has to be operated due to the integrated lateral adjustment.

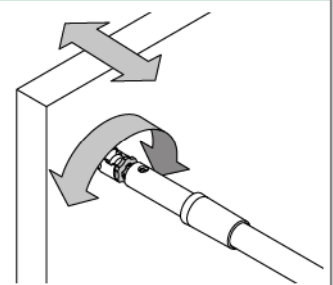


Front tilt angle adjustment

With rectangular railings, tilt angle adjustment of the front is via the front panel holder.



The tilt angle adjustment of the front with a round railing is carried out by turning the adjustment screw.



LEGEND

BU Bottom edge
KB Cabinet width
LWK Inside cabinet width

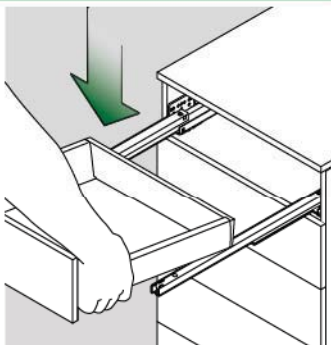
DWD XP

Technical information

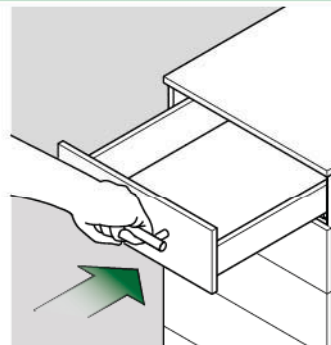
MOUNTING/DISMOUNTING

Inserting the drawer

Place the drawer on the extended slides.

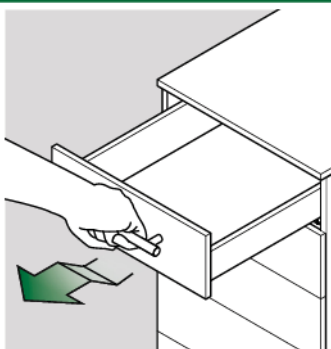


Slightly lift the drawer at the front and then push fully closed. **The drawer engages automatically!**

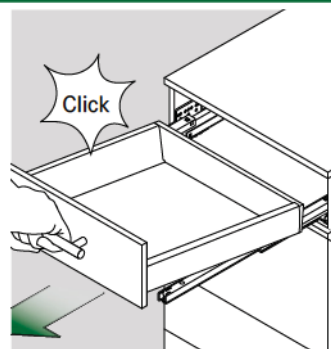


Removing the drawer

Pull the drawer out, lift slightly approx. 10 cm before the limit stop.

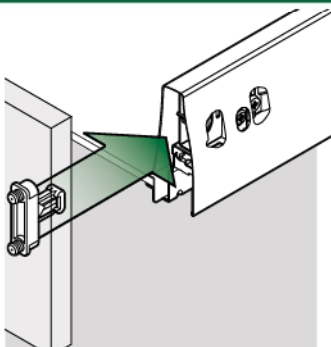


Pull firmly **horizontally** until the drawer audibly disengages, then lift off.



Front panel installation

Insert the front panel clip into the drawer sides. The front panel engages automatically and is fixed.

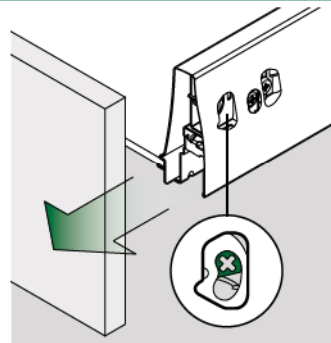


Removing the front panel

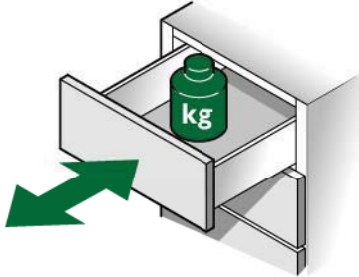
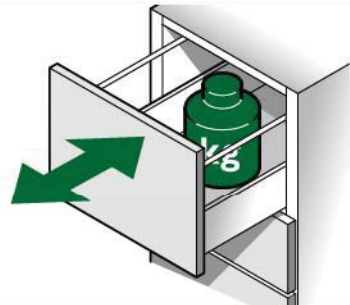
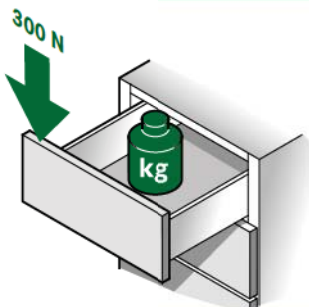
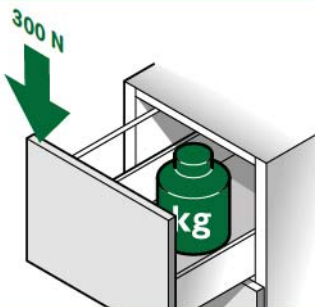
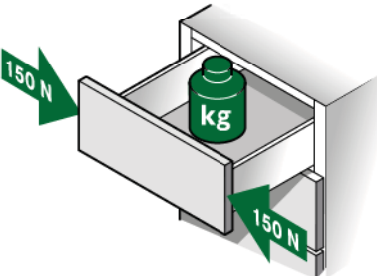
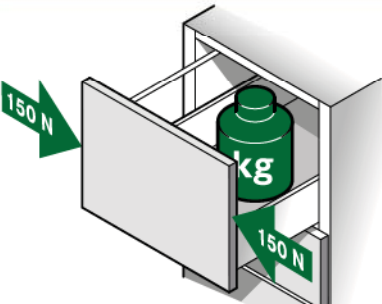
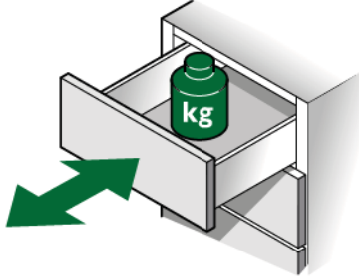
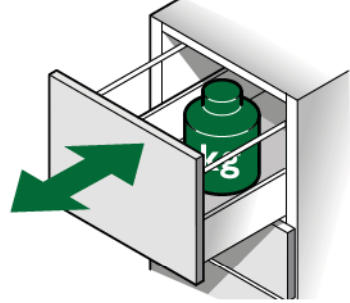
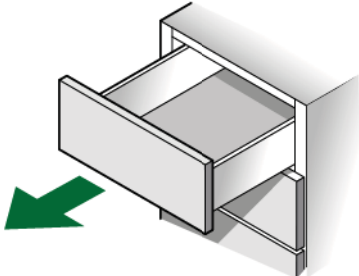
Use Pozidriv No. 2 to release.



The front panel is now released and can be removed. **Where a front-bottom connector is used, release the connector!**



TEST CRITERIA FOR DRAWERS

<p>Durability test 100,000 open and close movements</p>		
<p>Static vertical overload test 10 times 10 seconds in a fully open condition, additional corner load 300 N</p>		
<p>Static horizontal overload test 5 x 10 seconds, full extended, right/left alternating, additional load on front 150 N</p>		
<p>Dynamic overload of the front and fittings Closing test: open and close 10 x at 1.0 m/sec with 40 kg load or 0.85 m/sec with 60 kg load</p>		
<p>Pull-out safety 200 N Static overload of the end fittings in an open condition 10 times with 200 N</p>		

In addition to the tests described above, GRASS drawers and pull-out systems are tested for corrosion resistance in compliance with EN 15338.



DWD XP DIVIDING AND ORGANISATION SYSTEMS

Systems designed to subdivide, organise and arrange:
Useful aids for organising storage space.



MAGIC SORTO
ORGANISING SYSTEM




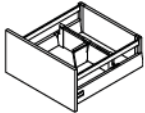

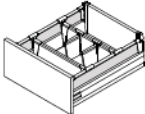

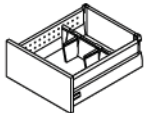

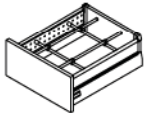

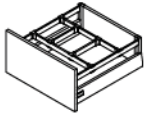

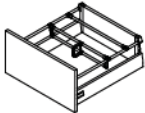

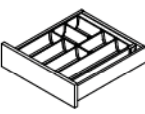
MAGIC CLASSIC
DIVIDING SYSTEM



MAGIC OPTIMA
DIVIDING SYSTEM

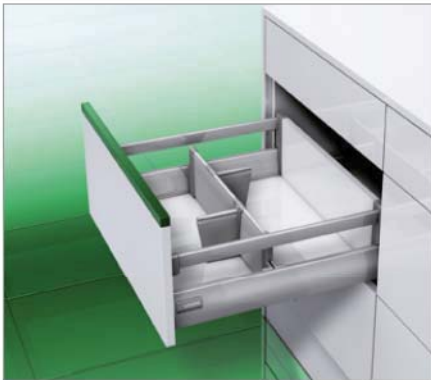
DWD XP DIVIDING AND ORGANISING SYSTEMS

Modular dividing and organising systems create a tidy arrangement with everything visible at a glance

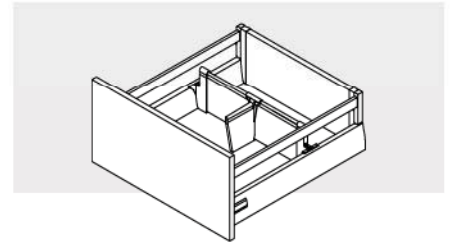
	Product description		Page
	<p>DWD XP Magic Optima for pot drawer division</p> <ul style="list-style-type: none"> • Individual dividing system for pot drawers with drawer side height H95 and H127 • Easy installation without tools • Can be used for round railings, rectangular railings, Variowing or glass side elements • Not suitable for Duowing • Tool-free adjustment for variable use of storage space 		78
	<p>DWD XP Magic Optima for Variowing and round railing</p> <ul style="list-style-type: none"> • Individual dividing system for pot drawers with drawer side height H95 and Variowing add-on system • Easy installation without tools • Tool-free adjustment for variable use of storage space 		80
	<p>DWD XP Magic Optima for Duowing</p> <ul style="list-style-type: none"> • Individual dividing system for pot drawers with drawer side height H95 and Duowing add-on system • Easy installation without tools • Tool-free adjustment for variable use of storage space 		82
	<p>DWD XP Magic Classic for Duowing</p> <ul style="list-style-type: none"> • Variable dividing system for pot drawers with Duowing • Fast, tool-free installation using spring/click connection • Can be retrofitted at any time 		84
	<p>DWD XP rectangular railing divider</p> <ul style="list-style-type: none"> • Divider profile for cutting to length • Easy installation without tools • Can be retrofitted at any time 		86
	<p>DWD XP round railing divider and bottle holder</p> <ul style="list-style-type: none"> • Easy installation without tools • Can be retrofitted at any time • Extendable with double railing or bottle holder 		88
	<p>Magic Sorto</p> <ul style="list-style-type: none"> • Perfect organisation of drawers for cutlery and small sundry items • High-quality stainless steel trays • Modular extension possible 		90

DWD XP DIVIDING SYSTEMS

Magic Optima for pot drawer division



- For side wall depth H95 and H127
- For use with round railing, rectangular railing, Variowing and Magic Top
- Not to be used with Duowing



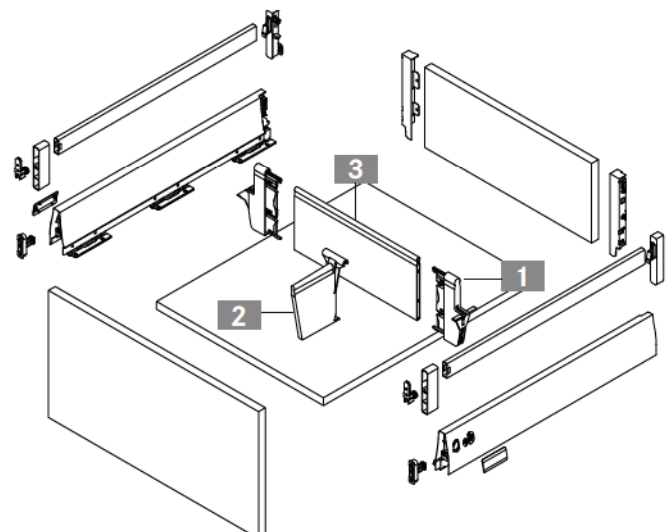
ORDER INFORMATION

1 Magic Optima profile clip H95				
H	Aluminium metallic	White		
95	F092101577	F092100488		

1 Magic Optima profile clip H127				
H	Aluminium metallic	White		
127	F092101578	F092100489		

2 Smartboard Magic Optima				
	Aluminium metallic	White		
	F092075826	F102100670		

3 Magic Optima divider profile (for cutting to length)				
KB	Aluminium metallic	White		
1200	F092075808	F092075809		



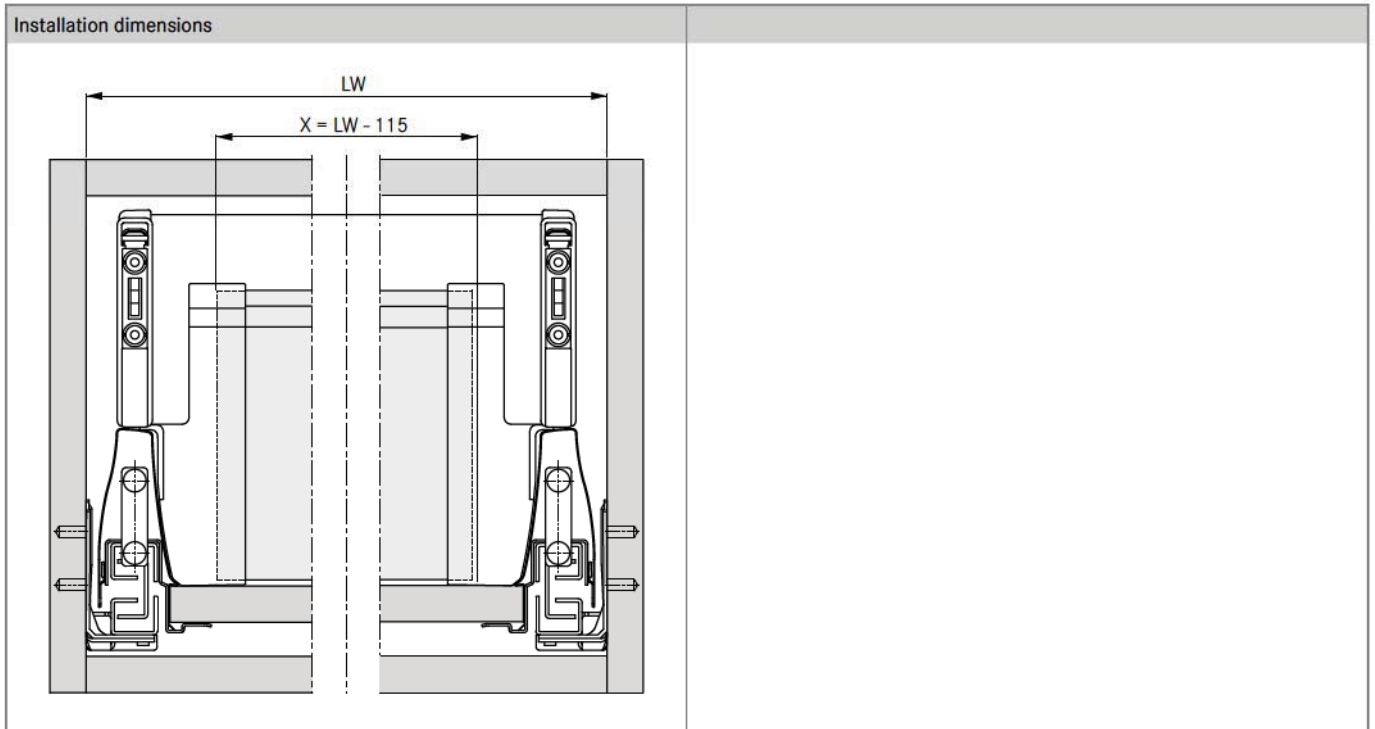
DWD XP pot drawer H95 round railing	28
DWD XP Tipmatic Plus	70

DWD XP organising systems	90
DWD XP Sensomatic	111

Technical information	72
-----------------------	----

PLANNING DIMENSIONS

All dimensions in millimetres




LEGEND

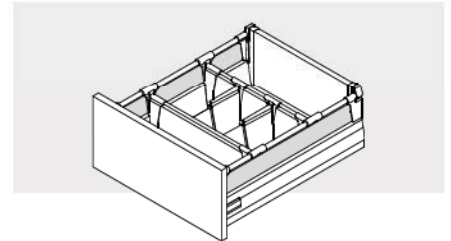
- H Height
- KB Cabinet width
- LW Inside width

DWD XP DIVIDING SYSTEMS


Magic Optima for Variowing and round railing





- Individual dividing system for pot drawers with drawer side height H95 and Variowing add-on system
- Organising the storage space for easier separation
- Easy installation without tools
- Tool-free adjustment for variable use of storage space
- Can be retrofitted at any time
- Surface finish matches colour of drawer sides

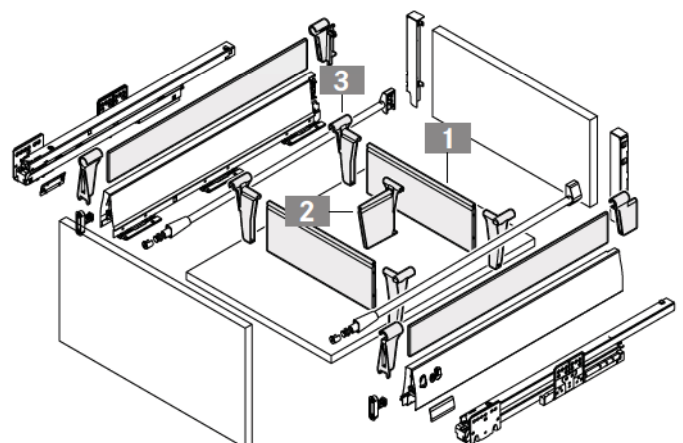


ORDER INFORMATION

1 Magic Optima divider profile (for cutting to length)				
KB	Aluminium metallic	White	Anodised	
1200	F092075808	F092075809	F092115071	

2 Smartboard Magic Optima				
	Aluminium metallic	White		
	F092075826	F092100467		

3 Magic Optima profile clip for Variowing and round railing				
	Aluminium grey	White		
	F092075823	F092076844		



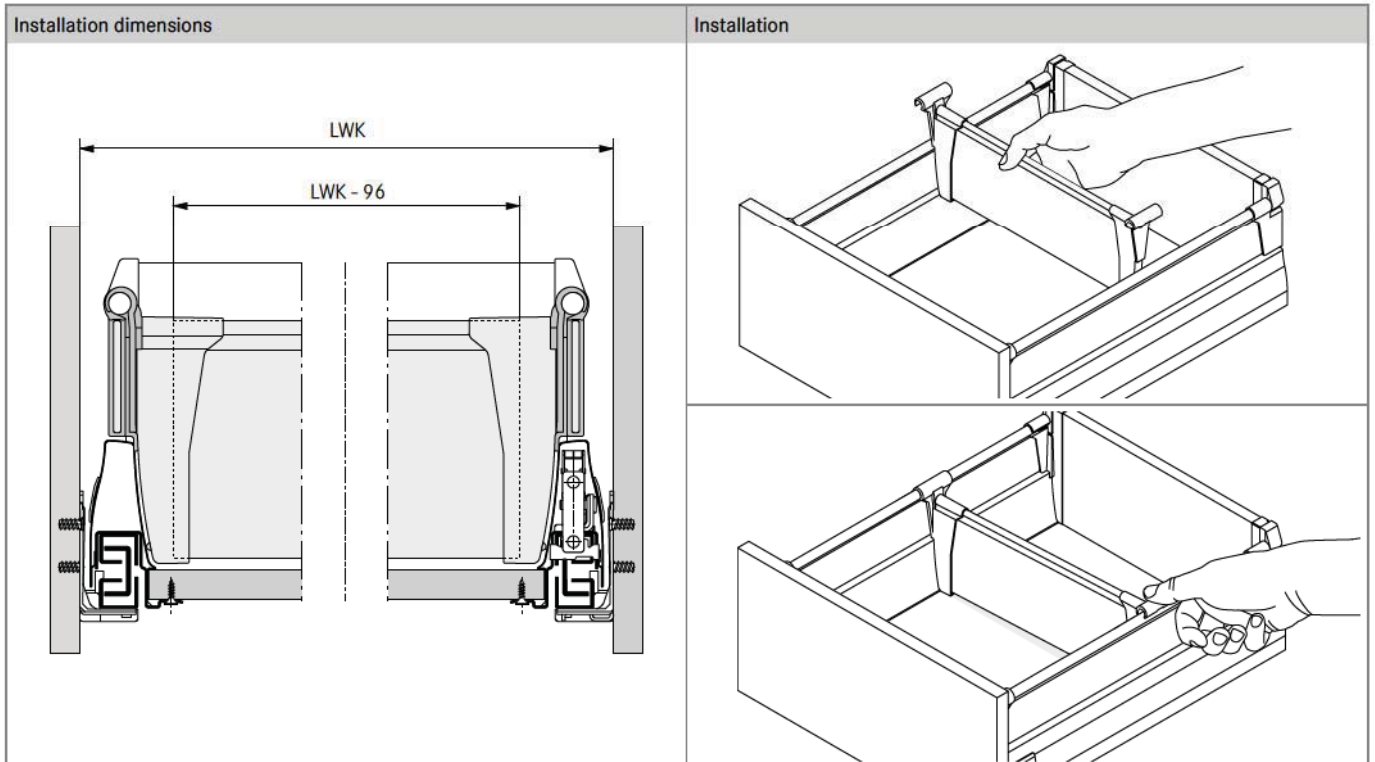
DWD XP pot drawer H95 round railing	28
DWD XP Tipmatic Plus	70

DWD XP organising systems	90
DWD XP Sensomatic	111

Technical information	72
-----------------------	----

INSTALLATION INFORMATION

All dimensions in millimetres



LEGEND

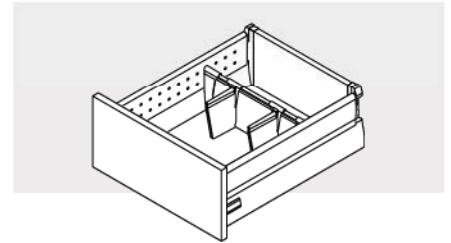
- KB Cabinet width
- LWK Inside cabinet width

DWD XP DIVIDING SYSTEMS


Magic Optima for Duowing





- Individual dividing system for pot drawers with drawer side height H95 and Duowing add-on system
- Organising the storage space for easier separation
- Easy installation without tools
- Tool-free adjustment for variable use of storage space
- Can be retrofitted at any time
- Surface finish matches colour of drawer sides

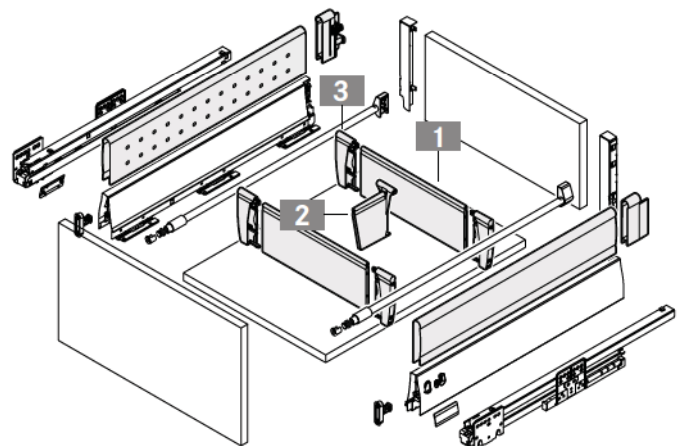


ORDER INFORMATION

1 Magic Optima divider profile (for cutting to length)				
KB	Aluminium metallic	White	Anodised	
1200	F092075808	F092075809	F092115071	

2 Smartboard Magic Optima			
	Aluminium metallic	White	
	F092075826	F092100467	

3 Magic Optima profile clip for Duowing				
	Aluminium grey	White		
	F092075819	F092076845		



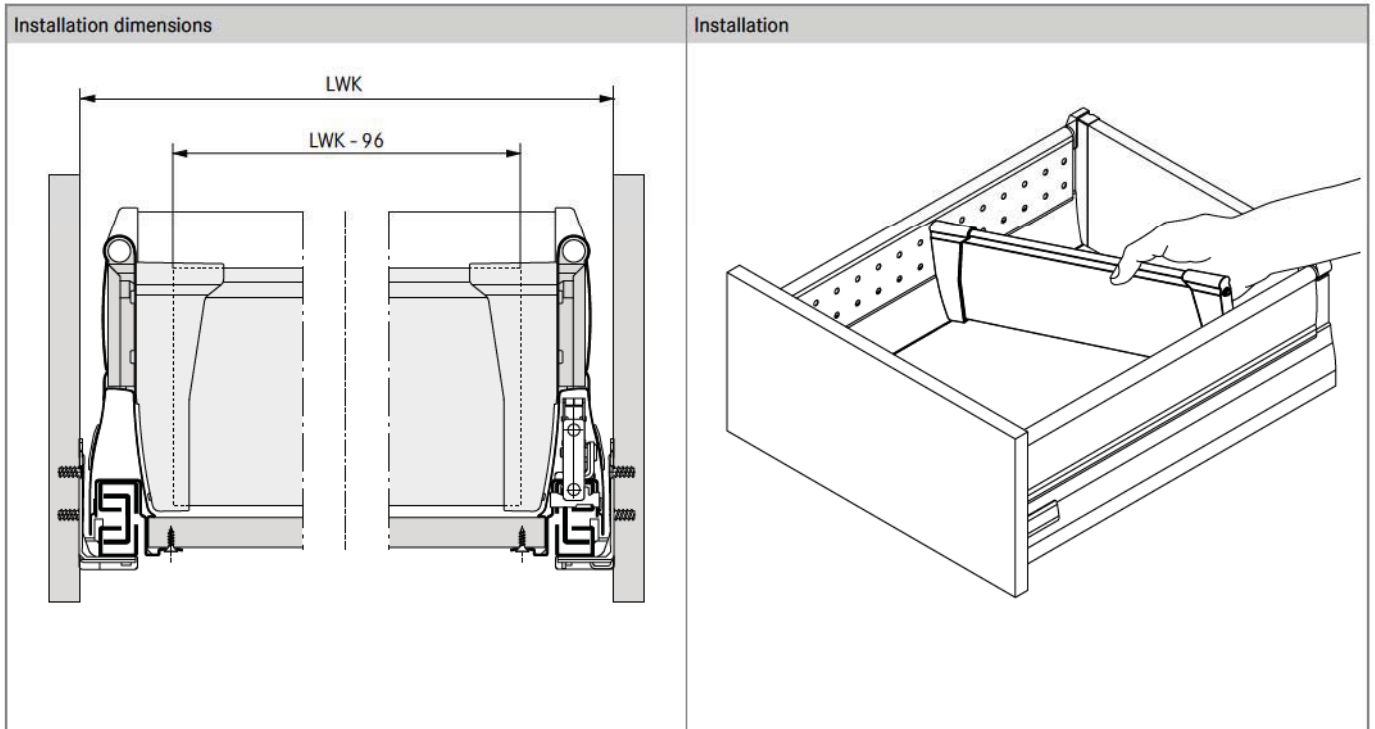
DWD XP pot drawer H95 round railing	28
DWD XP Tipmatic Plus	70

DWD XP organising systems	90
DWD XP Sensomatic	111

Technical information	72
-----------------------	----

INSTALLATION INFORMATION

All dimensions in millimetres



LEGEND

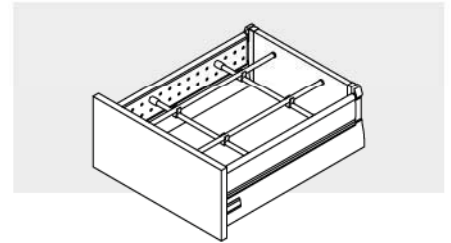
- KB Cabinet width
- LWK Inside cabinet width

DWD XP DIVIDING SYSTEMS


Magic Classic for Duowing



- Variable dividing system for H95 and H127 pot drawers when using Duowing
- Fast, tool-free installation using spring/click connection
- Can be retrofitted at any time
- Tool-free adjustment
- Surface finish matches colour of drawer sides
- Longitudinal and cross rails for cutting to length



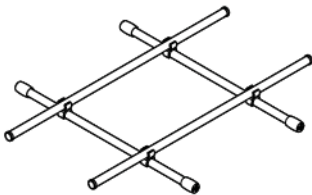
ORDER INFORMATION

1 Magic Classic divider set for NL 500			
KB	Aluminium metallic	White	
600	F092075796	F092077405	
1200	F092075793	F092077406	

1 set for cabinet width 600 consists of:

- 2 longitudinal rails
- 2 cross rails
- 4 cross fittings

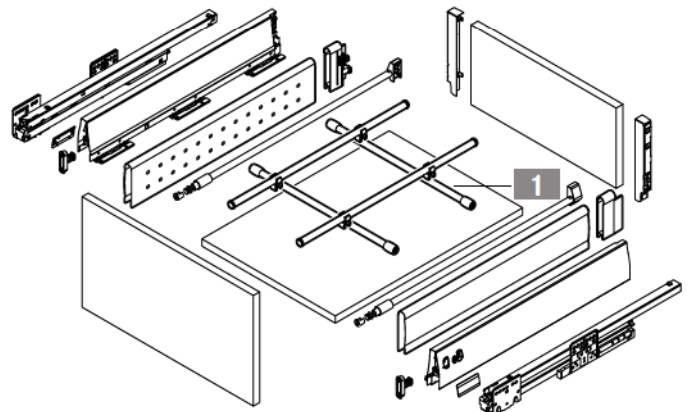
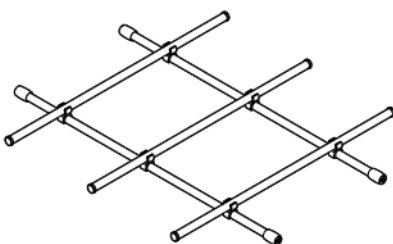
KB 600



1 set for cabinet width 1200 consisting of:

- 3 longitudinal rails
- 2 cross rails
- 6 cross fittings

KB 1200



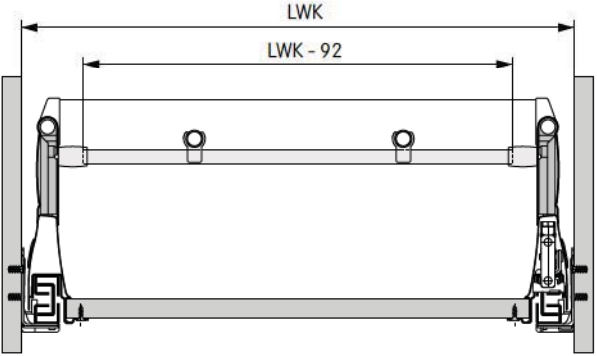
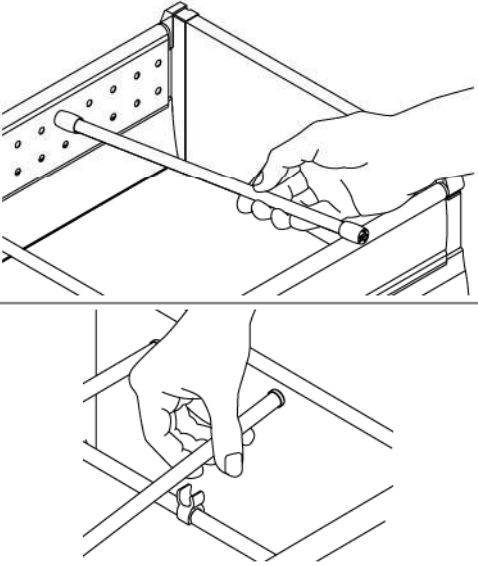
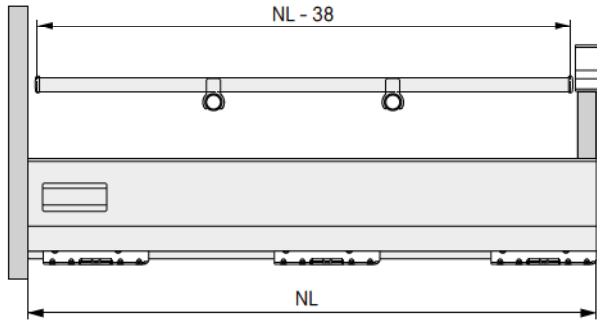
DWD XP pot drawer H95 round railing	28
DWD XP add-on systems Duowing	44

DWD XP organising systems	90
DWD XP Tipmatic Plus	70

Technical information	72
DWD XP Sensomatic	111

INSTALLATION INFORMATION

All dimensions in millimetres

Installation dimensions	Installation
 <p>Technical drawing showing the installation dimensions for the longitudinal rail. The total length is labeled as LWK, and the distance between the two mounting brackets is labeled as LWK - 92.</p>	 <p>Two illustrations showing the installation process. The top illustration shows a hand inserting the rail into a cabinet's side panel. The bottom illustration shows a hand adjusting the rail's position within the cabinet.</p>
Cutting dimensions for longitudinal rail	
 <p>Technical drawing showing the cutting dimensions for the longitudinal rail. The length of the rail is labeled as NL - 38, and the nominal length is labeled as NL.</p>	

LEGEND

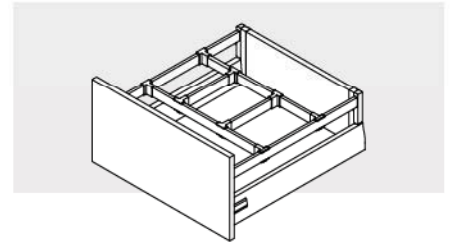
- KB Cabinet width
- LWK Inside cabinet width
- NL Nominal length

DWD XP DIVIDING SYSTEMS

Rectangular railing divider



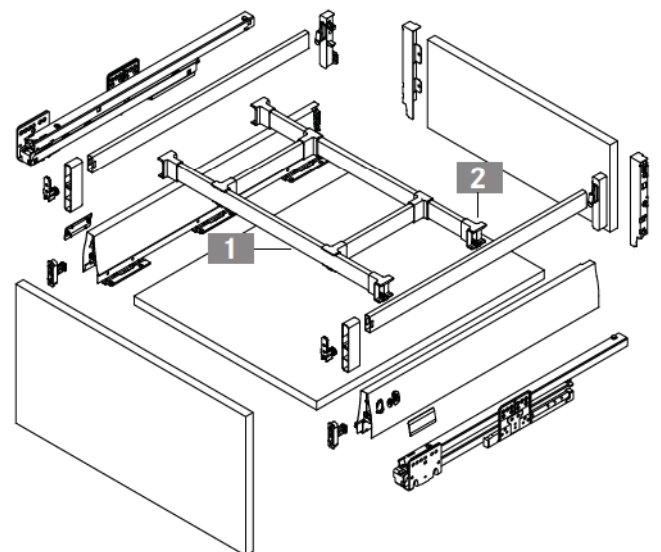
- Easy installation without tools
- Can be retrofitted at any time
- Tool-free adjustment at 25 mm spacing
- Very strong
- Divider profile for cutting to length



ORDER INFORMATION

1 Rectangular railing divider profile for cutting to length			
L	Aluminium metallic	White	
1150	F092077417	F092076916	

2 Divider clip for rectangular railing			
	Aluminium grey	White	
	F092077414	F145096770	



DWD XP Pot drawer H95 rec. rail.	22
DWD XP Pot drawer H127 rec. rail.	52

DWD XP Tipmatic Plus	70
Technical information	72

DWD XP Sensomatic	111
Assembly technology	100