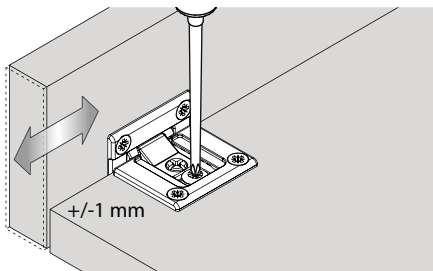


## INSTALLATION INFORMATION

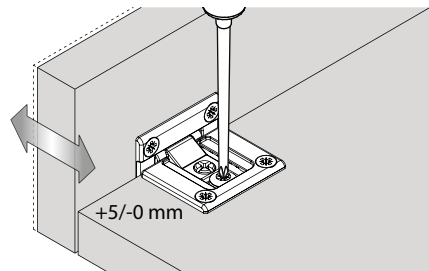
All dimensions in millimetres

Overlying, without linear adapter plate		Overlying, with linear adapter plate (1x)		Overlying, with linear adapter plate (2x)	
Flap thickness (TS)	Minimum gap width (F)				
	14	1			
	15	1			
	16	1			
	17	1			
	18	1			
	19	1			
	20	1.5			
21	2.5				
Flap thickness (TS)	Minimum gap width (F)				
	14	1			
	15	1			
	16	1			
	17	1			
	18	1			
	19	1			
	20	1.5			
21	2.5				
Flap thickness (TS)	Minimum gap width (F)				
	14	1			
	15	1			
	16	1			
	17	1			
	18	1			
	19	1			
	20	1.5			
21	2.5				

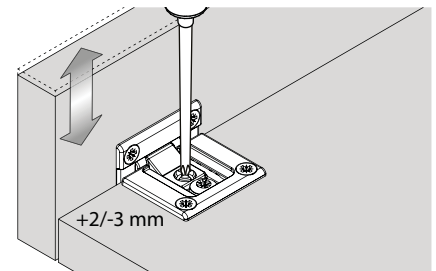
## SIDE ADJUSTMENT



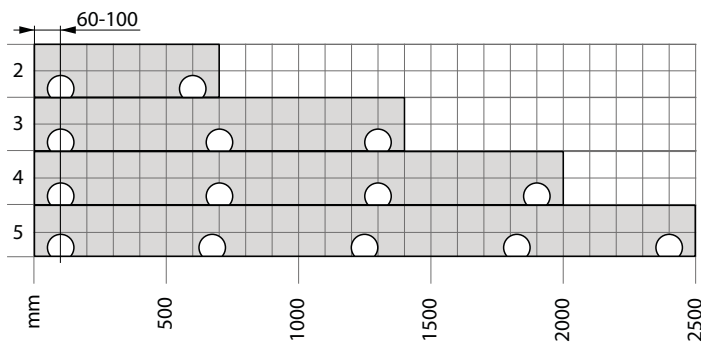
## DEPTH ADJUSTMENT



## HEIGHT ADJUSTMENT



## NUMBER OF HINGES

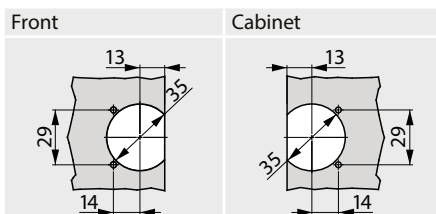


## NOTES

Use chipboard screws  $\varnothing 3.5 \times 15$  mm (not included in the delivery) to attach the hinge to the flap and base panel.

Hinge dimensions and reveal calculation with factory setting.

## DRILLING PATTERNS



## CUP DIMENSIONS

