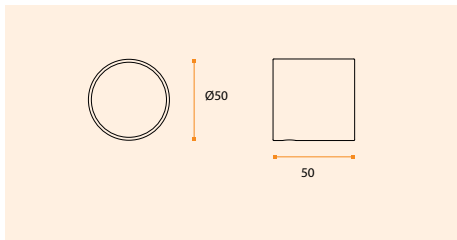




pag.076

IN.00.186 LOFT
 Material: EN 1.4301 - Satinado / Satin / Satin + TEFLON
 Puxador / Lever handle / Manilla
 Design: Christian Magalhães

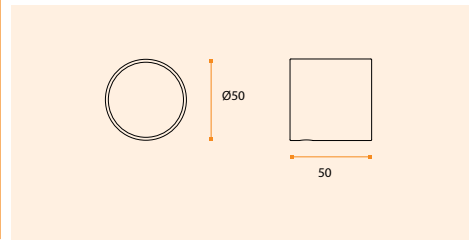


EN1906 2 7 - 0 0 3 0 A

SOLID ■



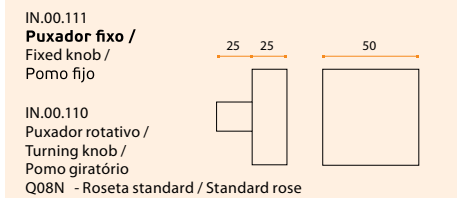
IN.00.186.F LOFT
 Material: EN 1.4301 - Satinado / Satin / Satin + TEFLON
 Puxador fixo / Fixed knob / Pomo fijo.
 Design: Christian Magalhães



SOLID ■



IN.00.110 QUADRO
IN.00.111 QUADRO
 Material: EN 1.4301 - Satinado / Satin / Satin
 Puxador / Lever handle / Manilla

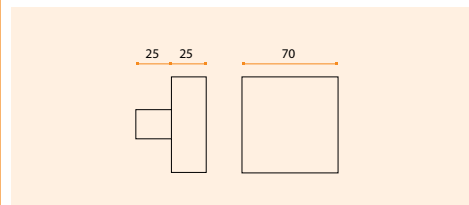


EN1906 2 6 - 0 0 3 0 A

TUBULAR □



IN.00.113 QUADRO
 Material: EN 1.4301 - Satinado / Satin / Satin
 Puxador fixo / Fixed knob / Pomo fijo.



TUBULAR □