

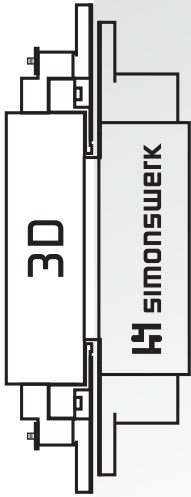
handlie®

BOXER

SOLUÇÕES
TOTALMENTE INVISÍVEIS
TOTALLY INVISIBLE
SOLUTIONS

MOLAS E DOBRADIÇAS OCULTAS
PARA PORTAS EM MADEIRA OU METÁLICAS

*INTEGRATED DOOR CLOSERS AND INVISIBLE HINGES
FOR WOODEN OR METAL DOORS*



INVISÍVEL - PEQUENA - REGULÁVEL

BOXER

INVISIBLE - SMALL - ADJUSTABLE

handlie.com



BOXER MG.99728 MG.99735


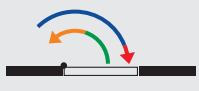
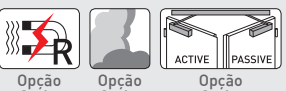




INVISÍVEL - PEQUENA - REGULÁVEL

Mola embutida na porta ou no aro, ficando totalmente invisível com a porta fechada.
Para portas de batente ou vai-vem, em madeira ou metálicas.

INVISIBLE - SMALL - ADJUSTABLE

Door closer installed into the door or frame, getting totally invisible with the door closed.
For single ou double action doors, in wood or metal.

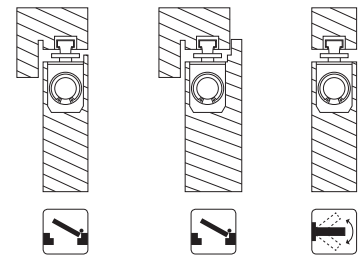
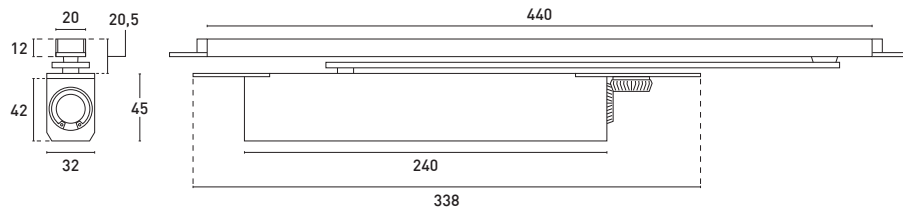
	 BOXER	<p>Molas aéreas ocultas para guia deslizante <i>Integrated door closers for guide rail</i></p>												
BOXER - MG.99728	<p>EN 1154 FORCE 2»4 EN 1154</p> <table border="1"> <tr> <td>3</td> <td>8</td> <td>4</td> <td>1</td> <td>1</td> <td>4</td> </tr> <tr> <td></td> <td></td> <td>2</td> <td></td> <td></td> <td></td> </tr> </table>	3	8	4	1	1	4			2				<p>MG.99728 - Força de fecho EN 1154: 2 a 4 / Regulação progressiva / Frontal <i>MG.99728 - Closing force EN 1154: 2 to 4 / Progressive adjustment / Frontal</i></p>
	3	8	4	1	1	4								
		2												
<p>Indicada para espaços públicos com uso intensivo / Certificação CE / Apta para portas corta-fogo <i>Suitable for public areas with intensive use / CE certification / Suitable for fireproof doors</i></p> <p>Para portas de batente e vai-vem / Ambidextra Peso da porta até 130Kg (porta de batente) / Peso da porta até 80Kg (porta vai-vem) Espessura da porta: Min. 40mm / Largura da porta até 1100mm</p> <p><i>For single and double action doors / Ambidextrous Door weight up to 130Kg (single action door) / Door weight up to 80Kg (double action door) Door thickness: Min. 40mm / Door width up to 1100mm</i></p>														
BOXER - MG.99735	<p>EN 1154 FORCE 3»6 EN 1154</p> <table border="1"> <tr> <td>3</td> <td>8</td> <td>6</td> <td>1</td> <td>1</td> <td>4</td> </tr> <tr> <td></td> <td></td> <td>3</td> <td></td> <td></td> <td></td> </tr> </table>	3	8	6	1	1	4			3				<p>MG.99735 - Força de fecho EN 1154: 3 a 6 / Regulação progressiva / Frontal <i>MG.99735 - Closing force EN 1154: 3 to 6 / Progressive adjustment / Frontal</i></p>
	3	8	6	1	1	4								
		3												
<p>Indicada para espaços públicos com uso intensivo / Certificação CE / Apta para portas corta-fogo <i>Suitable for public areas with intensive use / CE certification / Suitable for fireproof doors</i></p> <p>Para portas de batente / Ambidextra Peso da porta até 180Kg / Espessura da porta: Min. 50mm / Largura da porta até 1400mm</p> <p><i>For single action doors / Ambidextrous Door weight up to 180Kg / Door thickness: Min. 50mm / Door width up to 1400mm</i></p>														
BOXER - MG.99728 / MG.99735	<p>120°</p> 	<p>Ângulo de abertura até 120° / Opção com limitador de abertura regulável integrado na guia Todas as regulações são frontais: Amortização abertura regulável (não disponível para portas vai-vem) Velocidade de fecho regulável / Golpe final regulável / Permite efectuar regulações após a instalação <i>Opening angle up to 120° / Option with adjustable opening restrictor integrated in the guide All the adjustments from the front: Adjustable backcheck (not available for double action doors) Adjustable closing speed / Adjustable latching action / Allows adjustments after the installation</i></p>												
	<p>80° » 120° Opção Opção</p>  <p>Unidade retenção <i>Hold-open piece</i></p>	<p>Opção: Com aplicação de unidade de retenção na guia, possibilidade de retenção entre: 80° a 120° A retenção é ajustável / Possibilidade de desactivar a retenção <i>Option: With application of hold-open piece on the guide, possibility of hold-open between: 80° up to 120° Adjustable hold-open / Possibility to disable the hold-open</i></p>												
	<p>ACABAMENTOS <i>FINISHES</i></p>  <p>Opção Opção Opção <i>Option Option Option</i></p> <p>EN 1154 / EN 1155 / EN 1158</p>	<p>Corpo em alumínio com revestimento na guia em alumínio anodizado prata <i>Aluminium body with silver (aluminum) cover on the guide</i></p> <p>Opções com: Retenção electro-magnética / Detector de fumos / Sequência de fecho integrado (2 folhas) <i>Options with: Electromagnetic hold-open / Smoke detector / Integrated closing sequence (2 leafs)</i></p>												



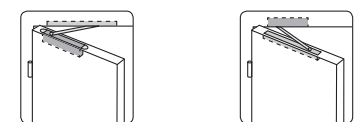
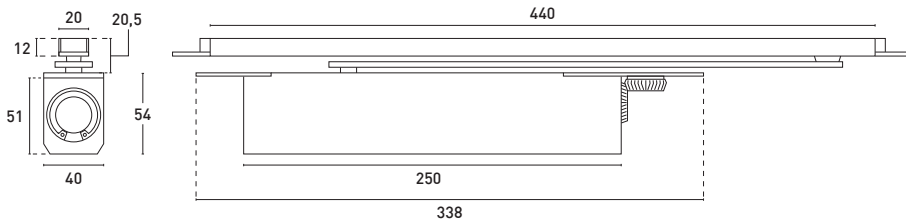
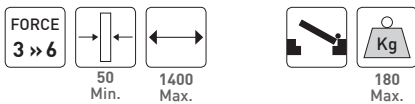
BOXER E-ISM

Sequência de fecho integrado + Retenção electromagnética
Integrated closing sequence + Electromagnetic hold-open

MG.99728



MG.99735



Instalada na porta
Installed on the door

Instalada no aro
Installed on the frame

BR.129213

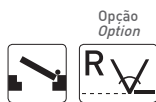
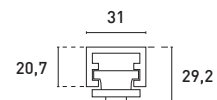
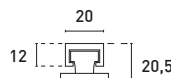
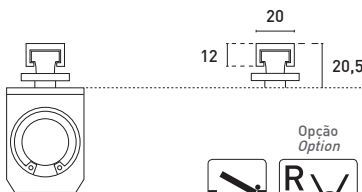
Braço guia para portas batente
Guide rail for single action doors

BRVV.129344

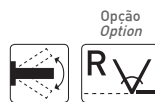
Braço guia para portas vai-vem
Guide rail for double action doors

BRVV.104246

Braço guia para portas vai-vem com retenção
Guide rail for double action doors with hold-open



MG.99728
 MG.99735



MG.99728



MG.99728