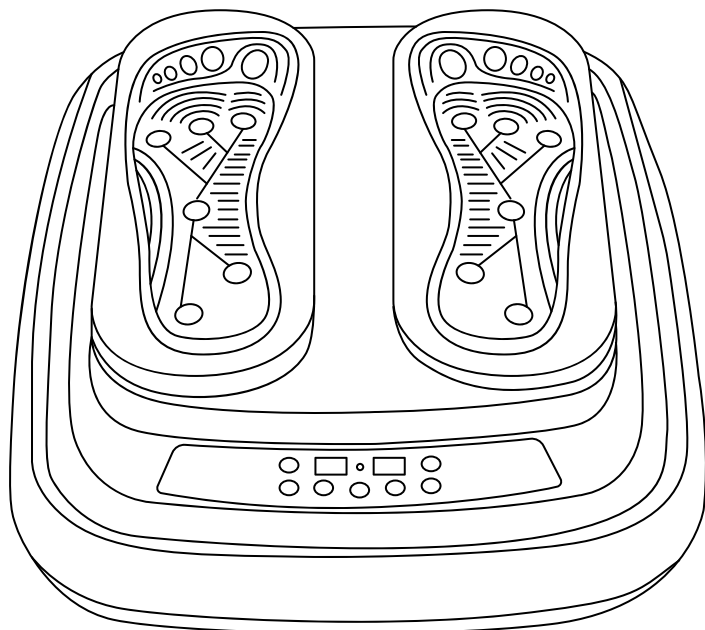



REMEDICAL
CiR*C*U*L*A*Ti*ON
ACTIVATOR



USER MANUAL

These instructions contain **important information** which will help you get the **best** from your equipment and ensure **safe and correct** assembly, **use** and **maintenance**.



SAFETY PRECAUTIONS

General

IMPORTANT - PLEASE READ FULLY BEFORE ASSEMBLY OR USING

To reduce the risk of serious injury, read the entire manual before you assemble or operate the Circulation Activator™. In particular, note the following safety precautions:

- This appliance is not intended for use by persons (including children) with reduced physical, sensory or mental capabilities, or lack of experience and knowledge, unless they have been given supervision or instruction concerning use of the appliance by a person responsible for their safety.
- Children should be supervised to ensure that they do not play with the appliance.
- To be used with the power adapter supplied
- Do not stand or sit on the unit.
- Keep out of reach of children. This is not a toy.
- Do not use on slippery or uneven surface.
- Do not wet the unit.
- Do not place your fingers or toes between the pedals.
- It is the responsibility of the owner to ensure that all users of this product are properly informed as to how to use this product safely.
- This product is intended for domestic use only.
- **Do not** use in any commercial, rental, or institutional setting. Before using the equipment, always warm up properly.
- If the user experiences dizziness, nausea, chest pain, or other abnormal symptoms **stop the workout and seek immediate medical attention.**
- Only one person at a time should use the equipment.
- Keep hands away from all moving parts.
- Always wear appropriate workout clothing when exercising. **Do not** wear loose or baggy clothing, since it may get caught in the equipment.
- Wear athletic shoes to protect your feet while exercising.
- **Do not** place any sharp objects around the equipment.
- Disabled persons should not use the equipment without a qualified person or doctor in attendance.
- Keep unsupervised children away from the equipment.
- Injuries to health may result from incorrect or excessive training. The equipment shall be installed on a stable base and properly leveled.

INTRODUCTION

IMPORTANT - PLEASE READ FULLY BEFORE ASSEMBLY OR USING

To reduce the risk of serious injury, read the entire manual before you assemble or operate the Circulation Activator™. In particular, note the following safety precautions:

Thank you for choosing the **Remedical Circulation Activator™**, a product from **Kleva Range®**. In order to ensure proper treatment and a long product life, we recommend that you follow the following instructions.

Please read the manual and especially the safety instructions carefully before using the device. Keep this manual and provide it for referral along with the product when others are using it.

Specifications

Speed Range	30 Levels
Time	up to 30 Minutes
Power Supply	24V
Battery (Remote control)	2x AAA (Not included)
Weight	3.6 Kg
Product Size	46 cm x 40.5 cm x 13.5 cm

Remedical Circulation Activator™, is a motorized passive workout solution that creates constant leg movement to improve your blood circulation and stimulate the body's muscles while seated at home or at work. Its gentle movement, using the same principles as walking, relieves and assists with prevents all types of health problems resulting from the lack of mobility and a sedentary lifestyle, in a healthy and simple effortless way without any adverse effects on your health.

FEATURES

Comfortable Grip Foot Pedals

Our safety grip design allows you to sit comfortably while the Circulation Activator™ does all the work for you

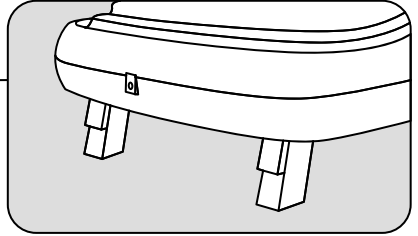
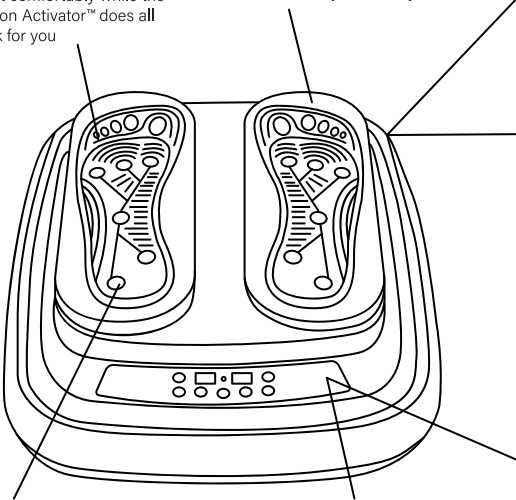
Back & Forth Foot Gliders

Exercise your legs comfortably and safely

Angle Adjustment Extenders

Easy to adjust legs allow you to change the angle to suit your needs

Please note: when first extending the legs force is required for the first time adjustment

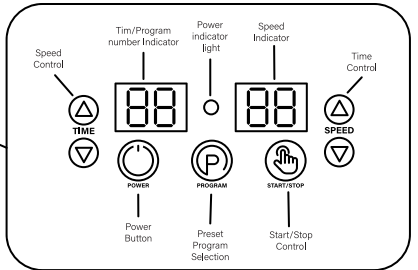


Magnetic Therapy

The Circulation Activator™ foot gliders have 12 built in magnets to promote the benefits of magnetic therapy to assist with relieving aches and pains throughout the body.

Inbuilt Smart Controls

Use one of the 3 inbuilt preset programs or customise your exercise with full control over the speed and time.



NOTE:

In Preset/timer mode the The Circulation Activator™ will automatically shut off after 15 minutes of use or once the timer runs out.

In Manual mode the Circulation Activator™ will automatically shut off after 30 minutes of use or once the timer runs out

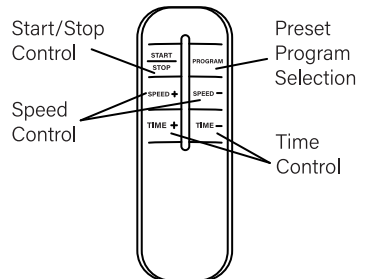
NOTE:

The angle adjustment extender legs collapse into the product, to engage and disengage these legs simply pull them out.

Please note when first extending the legs force is required for the first time adjustment

Easy to use remote control

Comfort remote control so you don't have to bend to change the speed or time



NOTE:

This Remote takes 2x AAA Batteries
Batteries (not included)

INSTRUCTIONS

PRESET PROGRAM SELECTION:

Connect power adapter to the unit and insert the power plug into a power outlet.



Touch the Power button to make the machine in standby mode. Initial time 15 minutes.



At standby mode, you may choose a preset program: P1, P2 or P3. When using these preset programs the speed is **NOT** adjustable but you **CAN** adjust the time selection.



Select the Start/Stop button to start exercising. If you wish to end the program and stop exercising select this button again.

PRESET PROGRAM SPEED LEVEL INFORMATION

Every minute the speed will change as below:

P1	1	2	3	4	5	6	7	8	9	10	9	8	7	6	5
P2	11	12	13	14	15	16	17	18	19	20	19	18	17	16	15
P1	21	22	23	24	25	26	27	28	29	30	29	28	27	26	25

INSTRUCTIONS

MANUAL MODE:

Connect power adapter to the unit and insert the power plug into a power outlet.



Touch the Power button to make the machine in standby mode. Initial time 15 minutes.



Select the Start/Stop button to start the machine. You must start the machine before adjusting the speed. The machine will initially start on speed level 1.




In manual mode, select the speed arrow buttons on the machine or the remote to adjust the speed level from 1 to level 30.

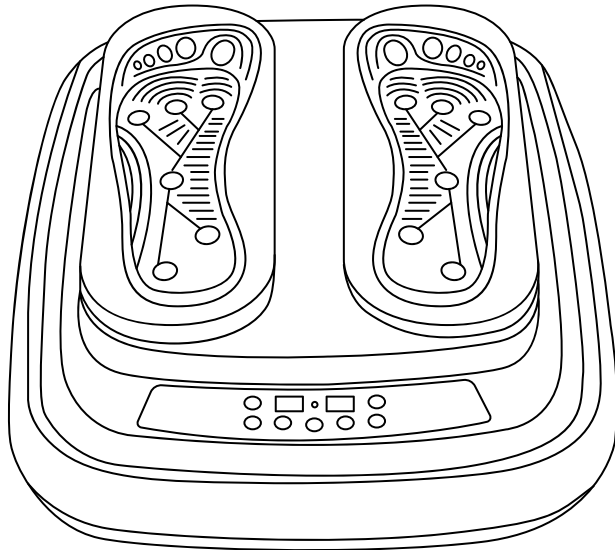


The automatic time selected is 15 minutes. If you wish to increase or decrease the time of the exercise, select the time arrows on the machine or using the remote to set the time. The maximum time allowed per use is 30 minutes.

Note: The machine will count down from the time that has been selected in manual mode. If you wish to end the exercise early select the Start/Stop button.



REMEDICAL CIRCULATION ACTIVATOR



You **MUST** read all instructions before using any equipment. We assume no responsibility for personal injury or property damage sustained by or through the use of this product.

KLEVARANGE[®]

🌐 www.klevarange.com.au

☎ 02 9387 4100

✉ enquiries@klevarange.com.au

📍 Suite 301 / 209 Oxford St

Bondi Junction NSW 2022 Australia

ZENSENTIALS[™]

Symler[®]

