



Vesta PENDANT

INSTALLATION GUIDE



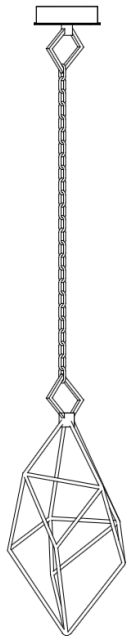
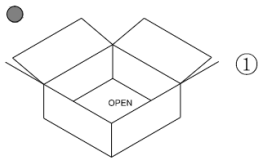
WEARING GLOVES
IS RECOMMENDED

DANGER: ELECTRIC SHOCK RISK. FOR YOUR SAFETY,
TURN OFF ELECTRICAL POWER BEFORE BEGINNING
INSTALLATION AND USE CAUTION WHEN INSTALLING.

+1 888.399.9905

www.vault-light.com | sales@vault-light.com

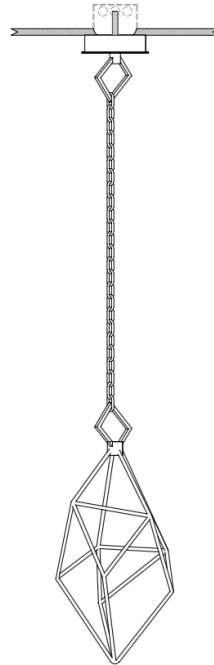




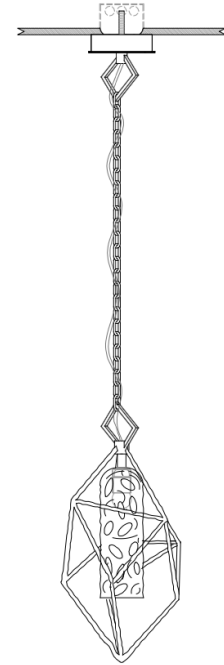
Ax1

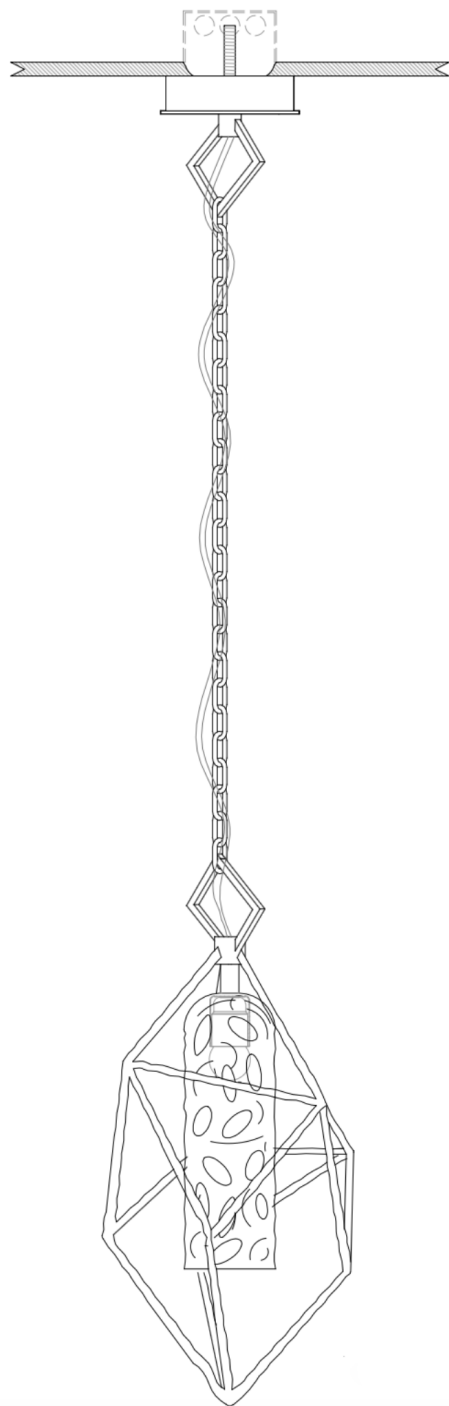


Bx1



② ↑





1. Open the box, take out all parts
2. Unscrewing screws, lower canopy and make the wiring connect to the power lead come from the house, mount the canopy.
3. Install the glass to lamp
4. Install the bulb