

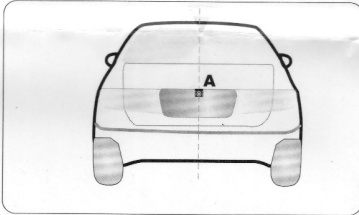
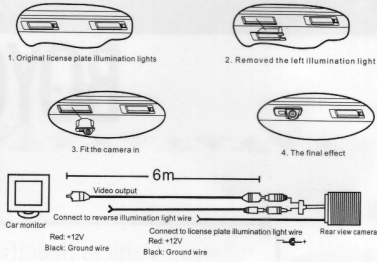
Car Rear View Camera

A. Installation Guide for specific camera built in lights

USER MANUAL & INSTALLATION GUIDE



Rear view camera image



User Manual for Rear View Camera

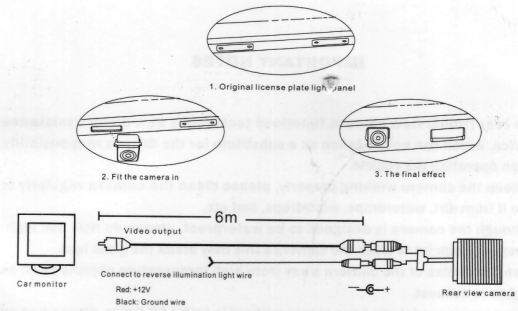
● Rear view:

No-DVD-Player or DVD-Off Condition:
When reversing, the monitor is automatically switched to display real-time backup images. After reversing, it goes off automatically.

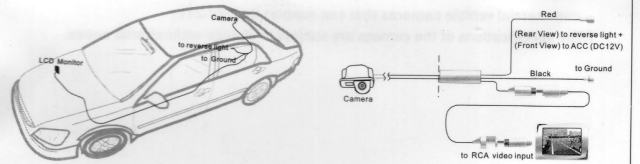
DVD-On Condition:
When reversing, the monitor is automatically switched to display real-time backup images. After reversing, it automatically switches back to display DVD video.

Image sensor	1/4" Clear View Color CMOS
Signal System	NTSC
Effective Pixels	648x488
Sensing Area	5.55mmx3.55mm
Sync System	Internal
Horizontal Resolution	420TVL
Min Illumination	0.5Lux
Diagonal Angle	170°
Video Output	RCA, 1.0Vp-p, 75ohm
SNR	Better than 48db
Waterproof Grade	IP67
Current Consumption	max450MA
Nominal Voltage	DC12V
Working Environment	-30' ~ -65' °, RH95%MAX
Night Vision	Optional
Image Switch	Optional
Guard Line	Optional
Other	Auto White Balance, AGC, Backlight Compensation

B. Installation Guide for specific camera without lights



Wiring Diagram



Connection to LCD Monitor

