



**EVOTECH**<sup>®</sup>  
P E R F O R M A N C E

Kawasaki ZX6R  
Radiator Guard

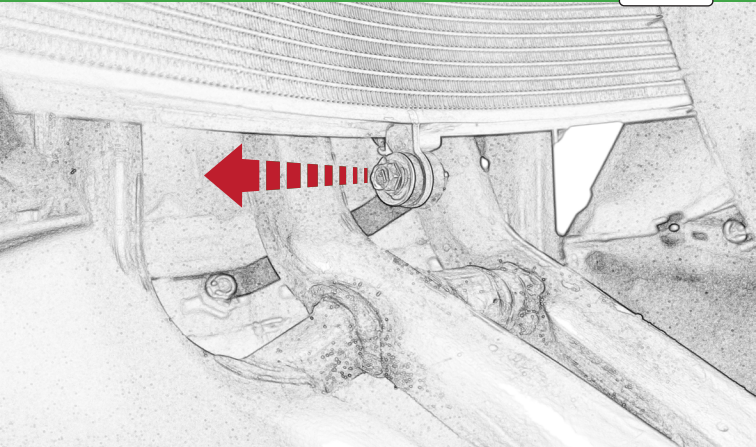
Installation Instructions




Kit Contents PRN008384

Ⓐ 6 x Rubber Bungs




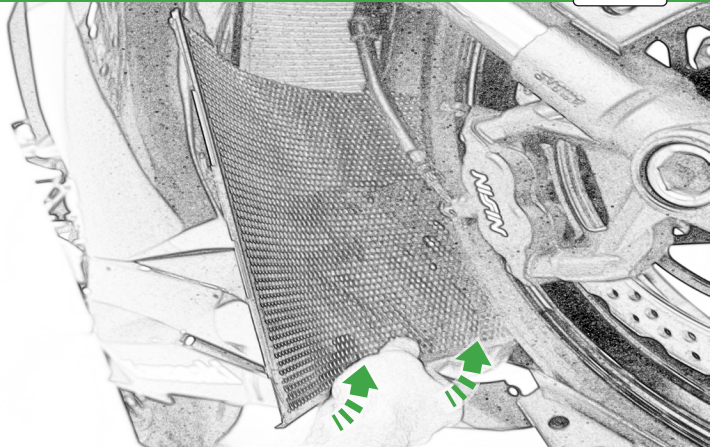





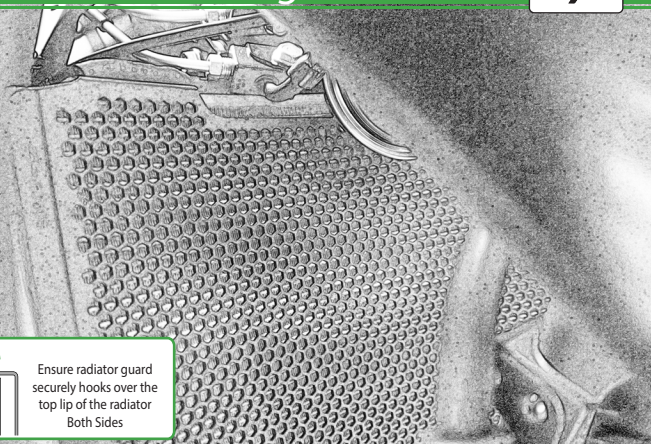
Locate round holes amongst hexagons.

Push Rubber Spacer through from the back of the guard so Hexagonal shape sits on the front face









Ensure radiator guard  
securely hooks over the  
top lip of the radiator  
Both Sides



EVOTECH  
PERFORMANCE



OEM PART





## ESSENTIAL CHECKS



It is recommended that periodic inspections are made to ensure that dirt and debris have not become trapped between the guard and the radiator/oil cooler. Such dirt and debris would reduce the cooling efficiency of the radiator/oil cooler.

It is recommended that periodic inspections are made to ensure that all fixings are fully tightend.



**EVOTECH**®  
P E R F O R M A N C E

[www.evotech-performance.com](http://www.evotech-performance.com)