

TITAN · *PLUS* +



Shown: Model Titan 941-30" w/ CADDIE



600
LBS.

Shown in CULP Luggage Vinyl

TITAN·PLUS+

941 w/ CADDIE (30" Wide)

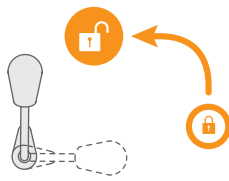

- **Frame:** Welded Steel Construction
- **Foam:** 1.5" Back Cushion
3" Dual-Density Seat Cushion
- **Upholstery:** Commercial Grade
- Lumbar Support
- Also Available in a 24" Width

CADDIE (Patent Pending)

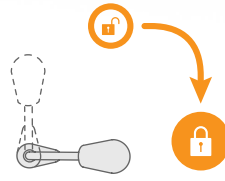


- Fully Welded Steel Unibody Construction
- **Caster / Wheels:** 4" Medical Grade
- Anti-Tip Glides
- Easy Access (Left or Right Hand)
Side Mounted Brake Lever

It **LOCKS...**



Front Wheels
UNLOCKED



Front Wheels
LOCKED

It's **STABLE...**



Inline design provides extra wide wheel base for superior stability.



It's **DURABLE...**



Warranty: 10 year **BUMPER to BUMPER**
(Lifetime warranty on frame)

SPECIFICATIONS

CAL 117E Approved
ANSI / BIFMA Approved



Dimensions: 33"W x 24"D x 35"H

Seat Width: 30" Wide

Seat Height: 18"

Arm Height: 25½"

Weight: 68 Lbs.

Weight Capacity: 600 Lbs.

C.O.M.: 1.7* Yards

(*No Repeats on C.O.M.)



941-30"



901-30"

941-30-CAD-12/20