

The logo for IBP Industries, Inc. features the letters 'IBP' in a large, bold, serif font with a metallic, 3D effect. A small white sphere is positioned above the letter 'I'. Below 'IBP', the words 'INDUSTRIES, INC.' are written in a smaller, clean, sans-serif font. The entire logo is set against a dark blue background.

IBP
INDUSTRIES, INC.



PREVOST

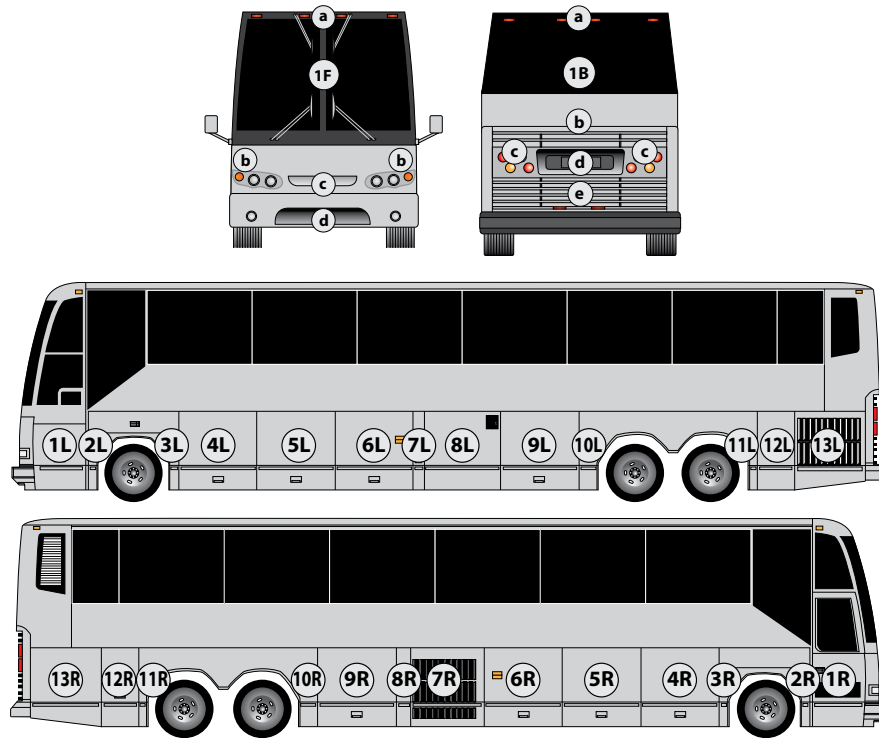
H3-45

B O D Y P A R T S C A T A L O G

Location Key for PREVOST H3-45

Trim, Panels, and Rub Rails

(From 1994 to Present)



L & R following each location number indicates left & right.
F & B indicates front & back.

INDEX

Front & Back of Bus

| | |
|-----------------------|-------------|
| <i>Location</i> | <i>Page</i> |
| 1F, 2F..... | 2 |
| 1B, 2B..... | 3 |

TRIM Late Model - Left Side of Bus

| | |
|-----------------------|-------------|
| <i>Location</i> | <i>Page</i> |
| 1L - 13L..... | 4 |

TRIM Late Model - Right Side of Bus

| | |
|-----------------------|-------------|
| <i>Location</i> | <i>Page</i> |
| 1R - 13R..... | 5 |

Trim Early Model - Left & Right Side of Bus

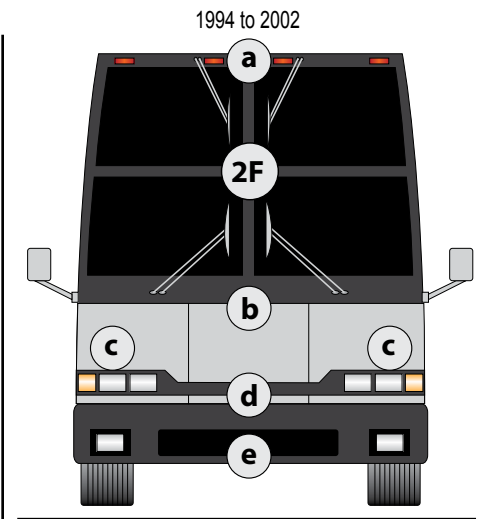
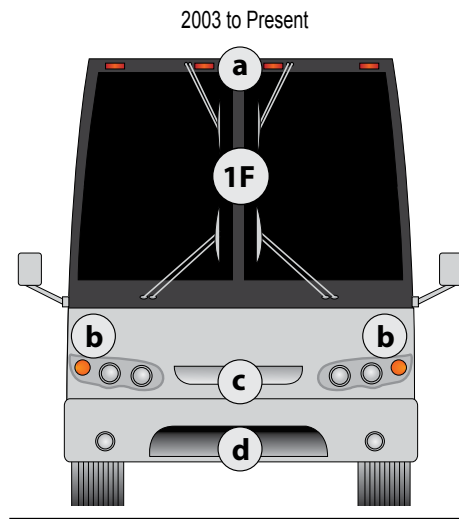
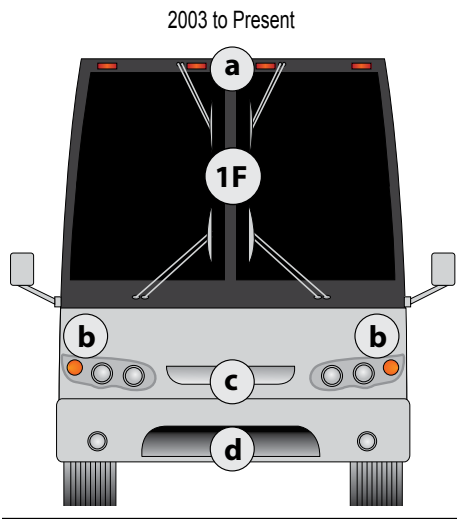
| | |
|-----------------------|-------------|
| <i>Location</i> | <i>Page</i> |
| 1R - 13R..... | 6 |

Protector Panels - Left & Right Side of Bus

| | |
|-------------------------|-------------|
| <i>Location</i> | <i>Page</i> |
| 1R - 13R, 1L - 13L..... | 7 |

All listed parts are manufactured by IBP Industries to OEM specifications

Front End Custom Parts



Fairing



(a) 1200182 Front Fairing for Girard Awning



(a) 1200182 Front Fairing for Girard Awning

Bullets



(a) IBP-0010 Bullet RH Front for Zip Dee Awning



(a) IBP-0012 Bullet LH Front for Zip Dee Awning

Front Trim



(b) M3-00762 Headlight Trim Set - Euro H



(c) M3-00738 Letter Set - Front



(c) M3-00821 Cover - Front Smiley



(d) M3-00897 Spare Tire Grill (Tubular)

Front Trim



(b) M3-00024 Trim - Front Mask
Model H3-45



(c) M3-00378 Headlight Trim, H Model LH
Model H3-45
M3-00377 Headlight Trim, H Model RH
Model H3-45



(d) M3-00370 Bumper Trim Kit - 3PC Front
Model H3-45

M3-00373 6pc front trim kit includes the trim between headlights, 3 pc bumper trim and the 2 pieces below the wipers

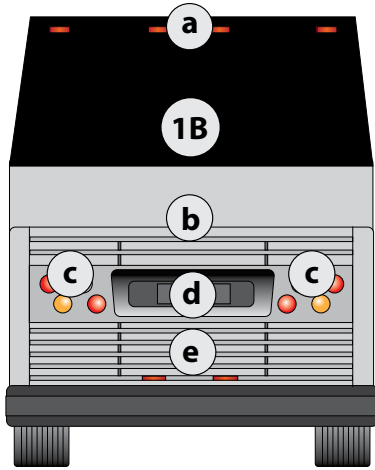


(e) M3-00015 H-3 Louver Trim, Under Front Bumper

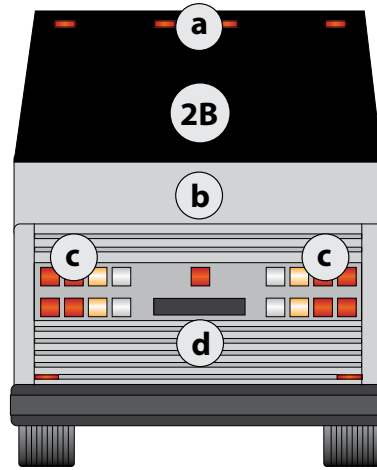
All listed parts are manufactured by IBP Industries to OEM specifications

Rear End Custom Parts

2003 to Present



1994 to 2002



Spoiler



a 1200183 Spoiler

Rear Trim



b M3-00275 Rear Letter Set - 2011
M3-01263 Rear Letter Set (Effective 2011)



d M3-00820 H-3 Rear Smiley
M3-00814 License Plate Bucket Assy
M3-00895 Trim-Cyclops Light



b M3-00894 Trim-Above Cyclops
e M3-01192 Engine Door Louver Set

Not Shown

c M3-00893 Tail Light Trim, New Style "H"

Rear Trim



b M3-00275 Letter Set - Rear



c M3-01024 Tail Light Conversion Kit
C3071 Tail light Trim - 89 3/8"
C3071-B Tail light Trim - 90"
M3-00026 Tail Light Trim Set, Boxed



d 49-0425PSH H License Plate Hsg
283071BPS7 Trim Rear Louver / 7 Pc Set - 90"
M3-00760 Assy, Louver Trim Kit Rear


Exhaust Tips



04-0237PS Exhaust tip



M3-00829 Exhaust tip



M3-01006 Exhaust tip



M3-00530 Exhaust tip



M3-00957 Exhaust tip

Hitch Trim



PH3BBL Hitch Trim LH
PH3BBR Hitch Trim RH
M3-00420 Hitch Cover Set
M3-00420-AMADAS Hitch Trim Cover Set - Amadas Coach
M3-01286LH Hitch Trim, H3 LH
M3-01286RH Hitch Trim, H3 RH

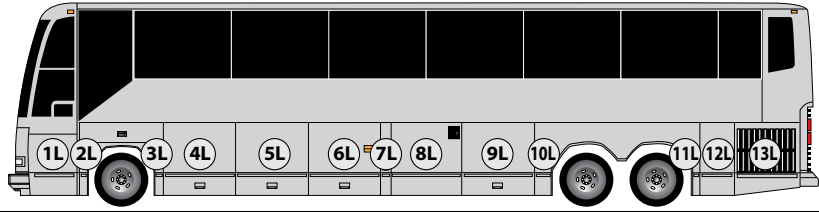
Mud Flaps & Trim



M3-00945 Assy, Mud Flap 101" - Vantare
M3-00028 U Shaped Mud Flap Trim, 20" Wide Polished (Frt & Tag)
26-0259PS Prevost Mud Flap Assembly, 89.50"
26-0259-101PS Mud Flap 101" Full Stainless
460303PS Mud Flap Stiffener / Pol (Sold Individually)
M3-00001 Assy, Mud Flap 101"
M3-00300 Weight - Mud Flap Rear 27.00"
M3-00303 Weight - Mud Flap Front 20.50"
M3-01059 Mud Flap Assy., W/Prevost Name

All listed parts are manufactured by IBP Industries to OEM specifications

H3-45



Trim - Left Side



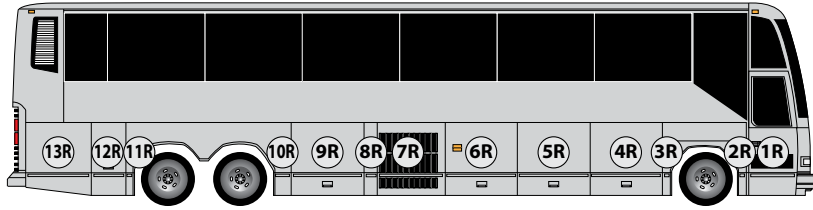
| | |
|---|---------|
| 1L M3-00782 - LH Below Driver 1 Bevel End, 1 flat end w/amber reflector & Shim | 28.313" |
| M3-00849 - LH Below Driver 1 Bevel End, 1 flat end w/amber reflector & Shim | 31.750" |
| M3-00955 - LH Below Driver Bevel End w/taper, flat end, amber reflect | 31.750" |
| 2L M3-00783 - Front of LH Front Whlsg Flat Ends | 7.938" |
| M3-00783T1 - Front of LH Front Whlsg 1 Tapered End 1 Flat End | 7.938" |
| 3L M3-00784 - Rear of LH Front Whlhsg Flat Ends | 3.250" |
| M3-00784T1 - Rear of LH Front Whlhsg 1 Flat End 1 Taper end | 3.250" |
| M3-00784T1-4.2 - Rear of LH Front Whlhsg 1 Flat End 1 Taper end | 4.250" |
| 4L M3-00785 - Baggage Door Flat Ends | 48.500" |
| M3-00785T2 - Baggage Door 2 Tapered Ends | 48.500" |
| M3-00817 - Baggage Door Flat Ends | 46.750" |
| M3-00846 - Baggage Door Flat Ends w/Peterson Dock Lights | 48.500" |
| M3-00846T2 - Baggage Door 2 Tapered Ends w/Peterson Dock Lights | 48.500" |
| M3-00847 - Baggage Door Flat Ends W/Docklight | 46.750" |
| 5L M3-00785 - Baggage Door Flat Ends | 48.500" |
| M3-00785T2 - Baggage Door 2 Tapered Ends | 48.500" |
| M3-00833 - Louvered Door Flat End & Bevel end | 6.062" |

| | |
|--|---------|
| 6L M3-00785 - Baggage Door Flat Ends | 48.500" |
| M3-00785T2 - Baggage Door 2 Tapered Ends | 48.500" |
| M3-00846 - Baggage Door Flat Ends w/Peterson Dock Lights | 48.500" |
| M3-00846T2 - Baggage Door 2 Tapered Ends w/Peterson Dock Lights | 48.500" |
| M3-00847 - Baggage Door Flat Ends W/Docklight | 46.750" |
| M3-01105 - Baggage Door 1 flat end 1 reverse end | 5.812" |
| 7L M3-00818 - Between Baggage Door Flat Ends | 5.375" |
| M3-00818T1 - Between Baggage Door 1 Flat End 1 Tapered End | 5.375" |
| M3-00998 - Between Baggage Door 1 Flat End 1 Bevel End | 3.750" |
| 8L M3-00785 - Baggage Door Flat Ends | 48.500" |
| M3-00785T1 - Baggage Door 1 Tapered End, 1 Flat End | 48.500" |
| M3-00846 - Baggage Door Flat Ends w/Peterson Dock Lights | 48.500" |
| 9L M3-00785 - Baggage Door Flat Ends | 48.500" |
| M3-00785T1 - Baggage Door 1 Flat End 1 Tapered End | 48.500" |
| M3-00846 - Baggage Door Flat Ends W/Docklight | 48.500" |
| M3-00846T1 - Baggage Door 1 Flat 1 Tapered End w/Peterson Dock Lights | 48.500" |
| 10L M3-00787 - Front of LH Rear Whlhsg 1 flat end 1 reverse end | 11.463" |
| M3-00787-11375 - Front of LH Rear Whlhsg 1 flat end 1 reverse end | 11.375" |
| M3-00787NT - Front of LH Rear Whlhsg Flat Ends | 11.50" |

| | |
|---|---------|
| 11L M3-00788 - Rear of LH Rear Whlhsg 1 flat end 1 reverse end | 4.188" |
| M3-00788T1-4.5 - Rear of LH Rear Whlhsg 1 Tapered end 1 reverse end | 4.5" |
| M3-01274 - Rear of LH Rear Whlhsg Flat Ends | 4.50" |
| 12L M3-00798 - LH Door Rear of Rear Whlhsg Flat End & Bevel end | 20.250" |
| M3-00906 - LH Rear Door Bevel End, flat end w/red reflect. & shim | 67.500" |
| 13L M3-00804 - LH Rear Door 1 Bevel End, 1 flat end w/Red reflector & Shim | 42.875" |

All listed parts are manufactured by IBP Industries to OEM specifications

H3-45



Trim - Right Side



| | | |
|---|---------|--|
| 1R | | |
| M3-00797 - Entrance Door | 32.063" | 1 Bevel End, 1 flat end w/amber reflector & Shim |
| M3-00956 - Entrance Door | 32.063" | Bevel end w/taper, flat end, amber reflect. |
| 2R | | |
| M3-00792 - Front Of RH Front Whlshg | 6.062" | Flat Ends |
| M3-00792-6.0 - Front Of RH Front Whlshg | 6.000" | Flat Ends |
| M3-00792T1 - Front Of RH Front Whlshg | 6.062" | 1 Tapered End 1 Flat End |
| 3R | | |
| M3-00793 - Rear of RH Front Whlshg | 4.093" | Flat Ends |
| M3-00793T1 - Rear of RH Front Whlshg | 4.093" | 1 Tapered End, 1 Flat End |
| 4R | | |
| M3-00785T2 - Baggage Door | 48.500" | Tapered Both Ends |
| M3-00846 - Baggage Door | 48.500" | Flat Ends W/Docklight |
| M3-00846T2 - Baggage Door | 48.500" | 2 Tapered Ends w/Peterson Dock Lights |
| M3-00785 - Baggage Door | 48.500" | Flat Ends |
| 5R | | |
| M3-00785T2 - Baggage Door | 48.500" | 2 Tapered Ends |
| M3-00846 - Baggage Door | 48.500" | Flat Ends W/Docklight |
| 6R | | |
| M3-00785 - Baggage Door | 48.500" | Flat Ends |
| M3-00785T1 - Baggage Door | 48.500" | 1 Flat End 1 Tapered End |
| M3-00846 - Baggage Door | 48.500" | Flat Ends W/Docklight |
| M3-00846T1 - Baggage Door | 48.500" | 1 Flat 1 Tapered End w/Peterson Dock Lights |

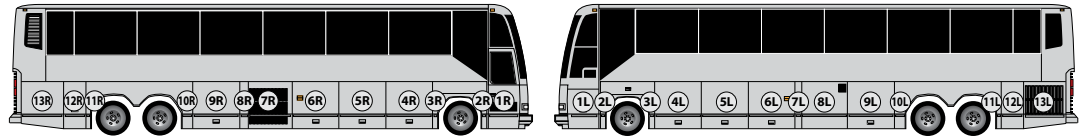
| | | |
|---|---------|---|
| M3-00846T2 - Baggage Door | 48.500" | 2 Tapered Ends w/Peterson Dock Lights |
| M3-00785 - Baggage Door | 48.500" | Flat Ends |
| 7R | | |
| M3-00785T1 - Baggage Door | 48.500" | 1 Tapered End, 1 Flat End |
| M3-00795 - Baggage Door | 54.250" | Flat Ends |
| M3-00846 - Baggage Door | 48.500" | Flat Ends W/Docklight |
| M3-00785 - Baggage Door | 48.500" | Flat Ends |
| 8R | | |
| M3-00818 - Between Baggage Door | 5.375" | Flat Ends |
| M3-00818T1 - Between Baggage Door | 5.375" | 1 Flat End 1 Tapered End |
| 9R | | |
| M3-00785T1 - Baggage Door | 48.500" | 1 Flat End 1 Tapered End |
| M3-00846 - Baggage Door | 48.500" | Flat Ends W/Docklight |
| M3-00846T1 - Baggage Door | 48.500" | 1 Flat 1 Tapered End w/Peterson Dock Lights |
| 10R | | |
| M3-00787 - Front of RH Rear Whlshg | 11.463" | 1 flat end 1 reverse end |
| M3-00787-11.375 - Front of RH Rear Whlshg | 11.375" | 1 flat end 1 reverse end |
| M3-00787NT - Front of RH Rear Whlshg | 11.50" | Flat Ends |
| 11R | | |
| M3-00788 - Rear of RH Rear Whlshg | 4.188" | 1 flat end 1 reverse end |
| M3-00788T1-4.5 - Rear of RH Rear Whlshg | 4.50" | 1 Tapered end 1 reverse end |
| M3-00798 - RH Door Rear of Rear WHLHSG | 20.250" | Flat End & Bevel end |
| M3-01275 - Rear of RH Rear Whlshg | 4.50" | 1 Tapered end 1 Flat end |
| M3-00798 - RH Door Rear of Rear WHLHSG | 20.250" | Flat End & Bevel end |

| | | |
|--|---------|--|
| 12R | | |
| M3-00798T2 - RH Door Rear of Rear Whlshg | 20.250" | 2 Tapered Ends |
| M3-00799 - RH Rear Door | 43.750" | 1 Bevel End, 1 flat end w/Red reflector & Shim |
| 13R | | |
| M3-00799 - RH Rear Door | 43.750" | 1 Bevel End, 1 flat end w/Red reflector & Shim |


All listed parts are manufactured by IBP Industries to OEM specifications

H3-45

Trim - Early



| | | |
|------------|--|---------|
| 1L | H31.375 - H Rail Assembly | 31.375" |
| 2L | H7.875-0 - H Rail Assembly, No Tapered End | 7.875" |
| 3L | H3.875-0 - H Rail assembly, w/No Tapered Ends | 3.875" |
| 4L | H48.125 - H Rail Assembly, w/No Tapered End | 48.125" |
| 5L | H48.125 - H Rail Assembly, w/No Tapered End | 48.125" |
| 6L | H48.125 - H Rail Assembly, w/No Tapered End | 48.125" |
| 7L | H4.25-1 - H Rail Assembly, w/1 Tapered End | 4.25" |
| 8L | H48.125 - H Rail Assembly, w/No Tapered End | 48.125" |
| 9L | H48.125 - H Rail Assembly, w/No Tapered End | 48.125" |
| 10L | H11.375-0 - H Rail Assembly, w/No Tapered Ends | 11.375" |
| 11L | H4.625-1 - H Rail Assembly, w/1 Tapered End | 4.625" |
| 12L | H20.625-2 - H Rail Assembly, w/2 Tapered Ends | 20.625" |
| 13L | H43 - H Rail Assembly, w/No Tapered Ends | 43" |
| | H43T1 - H Rail / w/1 Taper | 43" |
| | H66.750 - H Rail Assembly | 66.750" |
| | From Coach 0857 | |

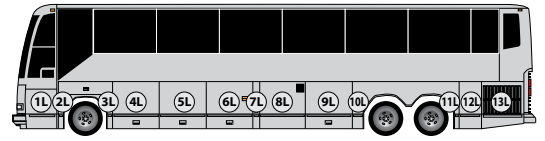
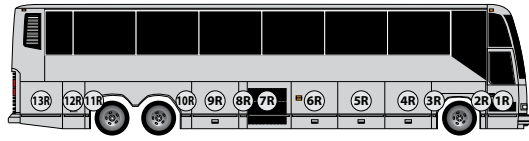


| | | |
|------------|--|---------|
| 1R | H31.875 - H Rail Assembly, w/No Tapered Ends | 43" |
| 2R | H5.875-0 - H Rail Assembly, w/No Tapered Ends | 5.875" |
| 3R | H3.875-0 - H Rail assembly, w/No Tapered Ends | 3.875" |
| 4R | H48.125 - H Rail Assembly, w/No Tapered End | 48.125" |
| 5R | H48.125 - H Rail Assembly, w/No Tapered End | 48.125" |
| 6R | H48.125 - H Rail Assembly, w/No Tapered End | 48.125" |
| 7R | H54.125 - H Rail Assembly, w/No Tapered Ends | 54.125" |
| 8R | H48.125 - H Rail Assembly, w/No Tapered End | 48.125" |
| 9R | H11.375-0 - H Rail Assembly, w/No Tapered Ends | 11.375" |
| 10R | H4.625-1 - H Rail Assembly, w/1 Tapered End | 4.625" |
| 11R | H20.625-2 - H Rail Assembly, w/2 Tapered Ends | 20.625" |
| 12R | H43.625 - H Rail Assembly | 43.625" |



All listed parts are manufactured by IBP Industries to OEM specifications

Protector Panels



ENTRANCE DOOR 1R



- 283375** - Protector Panel - Entrance Door w/o Gravel Guard From SN R-012 to 2-4416
- 284794** - Protector Panel - Entrance Door / w/Gravel Guard / DP Up to SN V-1960
- 285654** - Protector Panel - Entrance Door From SN R-012 to 2-4416
- 285654W** - Protector Panel - Entrance Door White From SN R-012 to 2-4416
- 285898** - Protector Panel - Entrance Door / w/Gravel Guard From SN R-012 to 2-4416

BAGGAGE DOORS 4R, 5R, 6R, 4L, 5L, 6L, 8L, 9L



- 284623** - Protector Panel, Baggage Door w/o Gravel Guard
- 285130** - Protector Panel, Baggage Door / w/Gravel Guard DP (R-012 to V-1856)
- 285504** - Protector Panel - Baggage Door 48 1/2" Plain From SN V-1857 to 1-4275
- 285504W** - Protector Panel - Baggage Door 48 1/2" Plain White From SN V-1857 to 1-4275
- 285800** - Protector Panel - Baggage Door Lower / w/Gravel Guard From SN V-1857 to 2-4416
- 285800W** - Protector Panel - Baggage Door Lower / w/Gravel Guard White From SN V-1857 to 2-4416

CONDENSOR DOOR 7R



- 283010** - Protector Panel - Condensor Door w/o Gravel Guard From SN R-012 to S-133
- 284792** - Protector Panel - Condensor Door / w/Gravel Guard, DP
- 285635** - Protector Panel - Condensor Door RH From SN V-1961 to 2-4416
- 285635W** - Protector Panel - Condensor Door RH White From SN V-1961 to 2-4416
- 285904** - Protector Panel - Condensor Door RH / w/Gravel Guard From SN V-1961 to 2-4416

Also Available

M3-00174 - Condenser Door Louver Trim, H3-45 (20/coach)

FRONT SERVICE DOOR 1L



- 287316** - Protector Panel, Front Service Door, SH Thin Extrusion .090" From SN 4-4951
- 287390** - Protector Panel / w/Gravel Guard / Dp Thick Extrusion 20mm Up to SN 4-4950
- 285714** - Protector Panel, Front Service Door / w/Gravel Guard From SN 4-4951

EVAPORATOR DOOR 8L



- 283215** - Protector Panel, Evaporator Door w/o Gravel Guard Up to SN W-2269
- 285771** - Protector Panel, Evaporator Door From SN W-2270
- 285905** - Protector Panel, Evaporator Door / w/Gravel Guard From SN W-2270
- 284796** - Protector Panel / With Gravel Guard / DP Up to SN W-2269

REAR SERVICE DOOR 12R, 12L



- 284744** - Protector Panel - LH Rear Side Service Door / DP Up to SN 3-4566
- 285132** - Protector Panel - LH Rear Side Service Door / w/Gravel Guard Up to SN 3-4566
- 287929** - Protector Panel, Side Service Door, LH/RH From SN 3-4567
- 289899** - Protector Panel - LH/RH Rear Side Service Door w/Gravel Guard From SN 7-0671

RADIATOR DOOR 13L



- 286665** - Protector Panel - LH Rear Radiator From SN R-012 to 2-4416
- 287344** - Protector Panel - LH Rear Radiator w/Gravel Guard From SN R-012 to 2-4416
- 288017** - Protector Panel - LH Rear Radiator
- 289969** - Protector Panel - LH Rear Radiator

COMPRESSOR DOOR 13R



- 284606** - Protector Panel - AC Compressor Door / w/o Gravel Guard From SN R-012 to 2-4416
- 285863** - Protector Panel - AC Compressor Door From SN R-012 to 2-4416
- 286213** - Protector Panel - AC Compressor Door w/Gravel Guard From SN R-012 to 2-4416
- 286213W** - Protector Panel - AC Compressor Door w/Gravel Guard White From SN R-012 to 2-4416

Also Available

Polished Chrome Inserts for Reflector Slot.

All listed parts are manufactured by IBP Industries to OEM specifications

TERMS AND CONDITIONS OF SALE

Pricing

All orders must total \$50.00 or more. Prices are subject to change without notice. Orders will be invoiced at the price in effect at the time of receipt of orders.

Claims

If you receive damaged product from the carrier, you must make notation of damage with the carrier at time of receipt of product or you can refuse the entire shipment. Damage claims must be made within 10 days after receipt of product. IBP Industries, Inc. will not issue credit on any damaged product that has exceeded this ten day limit.

If you have been shorted items from your shipment, you must file a shortage claim within 2 days after receipt of product. IBP Industries, Inc. will not issue credit or reship product that has exceeded this two day limit.

Warranty

The warranty period for each product starts on the date of original purchase. IBP Industries, Inc. warrants that on the date of original purchase this product will be free from defects in material or workmanship. If during the warranty period, this product is

found to be defective in material or workmanship, it will be repaired or exchanged at IBP Industries, Inc. option, with no additional product charge. Warranty does not include repair or exchange when a problem results from accident, disaster, misuse, abuse, non-IBP Industries, Inc. modification, improper installation, or normal wear and tear. For product not manufactured by IBP Industries, Inc., the warranty will match that of the original manufacturers. To obtain warranty service, you must during the warranty period, return the product, along with proof of original purchase, to IBP Industries, Inc. You must insure it or bear the risk of loss or damage in transit, prepay the shipping charges, and use the original shipping container or equivalent. IBP Industries, Inc. will pay return shipping charges within the contiguous forty-eight states.

Product Returns

IBP Industries, Inc. will accept returned products under warranty or for credit within 30 days of product invoice date. Returns will not be accepted for special order product or custom made product. ALL RETURNS MUST HAVE A RETURN AUTHORIZATION NUMBER. To obtain a Return Authorization

Number, please contact our Customer Service Department at 800-468-5287. Returns after 30 days from invoice date are subject to a twenty-percent (20%) reconditioning and repackaging charge if necessary.

A copy of the packing list must accompany the returned product to ensure proper credit is issued. Product must be returned in the original packaging or its equivalent. You must insure the product or bear the risk of loss or damage in transit. IBP Industries, Inc. will not issue credit on lost or damaged product in transit to us.

Our objective in defining these procedures is both to provide better and more efficient service, and to ensure that all our customers are afforded fair treatment resulting from a defined and consistent policy.

**IBP Industries, Inc.
2055 Sprint Boulevard
Apopka, FL 32703**

NOTES:



To Order
or for more information,
contact our Customer Service Department

800.468.5287
info@ibpindustries.com

www.ibpindustries.com

August 2015