

Liberty Pumps®

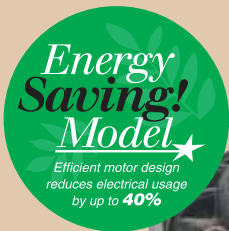
230-Series

Submersible Sump Pumps

1/3 hp
1-1/2" Discharge
3/8" Solids Handling

Features:

- Vortex style impeller permits passage of solids without clogging
- Polypropylene and powder coated aluminum construction
 - Stainless steel rotor shaft
 - All fasteners – non-corrosive stainless steel
- Oil-filled, hermetically sealed motors with thermal overload protection
- Permanently lubricated upper and lower bearings
- Quick-disconnect 10' standard power cord allows replacement of cord in seconds without breaking seals to motor. (25' length optional)



Deep Finned
Powder Coated
Aluminum
Motor Housing.
Provides 225%
more cooling
capacity than
cast iron
 housings!



MODEL
237 VMF



Models:

230 Manual

231 Mercury-free float, integrally wired,
with quick disconnect feature

233 Mercury-free float, with series plug

237 VMF, Vertical Magnetic Float

innovate. evolve.

230-SERIES

SUBMERSIBLE SUMP PUMPS

ALL MODELS FEATURE

- Vortex style impeller permits passage of solids without clogging. Made of high temp engineered thermoplastic.
- Polypropylene and powder coated aluminum construction.
- Stainless steel rotor shaft.
- All fasteners – non-corrosive stainless steel.
- Oil-filled, hermetically sealed motors with thermal overload protection.
- Permanently lubricated upper and lower bearings.
- Quick-disconnect 10' standard power cord allows replacement of cord in seconds without breaking seals to motor. (25' length optional) For 25' cord option, add a "-2" suffix to model number. Example: 231-2 for Model 231 with 25' cord.
- Removable base allows suction down to 1/8"

DIMENSIONAL DATA:

Weight: 11 LBS.

Height: 10.5"

Major Width: 9.6"

Minimum Sump Diameter: 14" (10" on Model 237)

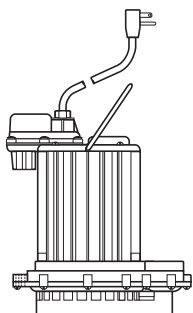
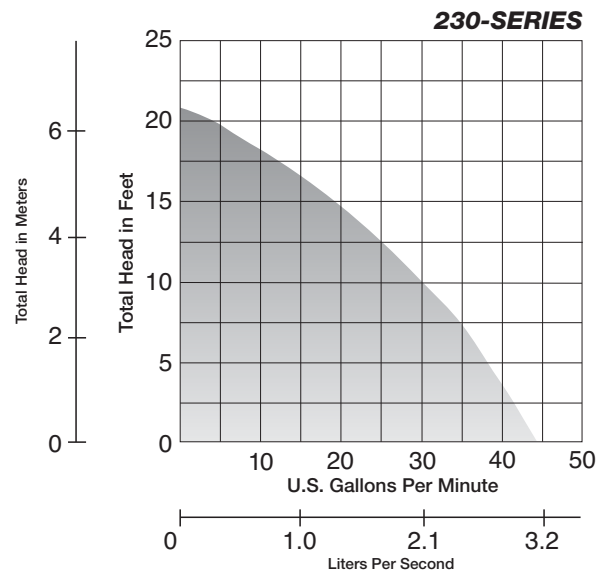
MOTOR SPECIFICATIONS

1/3 hp. 60Hz
 115V 3450 RPM
 5.2a Oil Filled; Thermally Protected

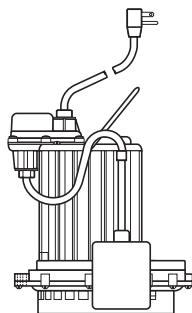
TDH	5'	10'	15'	21'
GPM	37	30	18	0

Maximum Fluid Temperature 140 Degrees F.

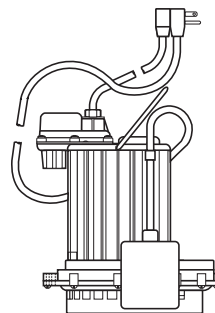
PERFORMANCE CURVE



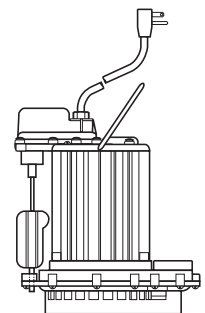
Model 230
Manual, no switch



Model 231
Quick-disconnect
Wide-angle float



Model 233
Wide-angle float
with series plug
allows for manual
operation of pump



Model 237 VMF
VMF Switch, mag-
netically operated
for smaller pits
down to 10"
diameter



Specifications subject to change without notice.