

Omni Power Station 40+

User Manual

omnicharge®





6 BAY

SUMMARY

| | |
|------------------------------------|----|
| POWER STATION INTRO | 1 |
| WHAT'S IN THE BOX | 3 |
| GETTING TO KNOW THE POWER STATION | 4 |
| SETTING UP THE POWER STATION | 5 |
| OMNI 40+ INTRO | 7 |
| PORTS AND POWER | 9 |
| INTERFACE | 11 |
| RECHARGING THE OMNI 40+ | 12 |
| STORING THE POWER STATION | 13 |
| FAQS | 14 |
| TROUBLESHOOTING | 15 |
| TECHNICAL SPECIFICATIONS | 16 |
| SAFETY AND HANDLING (MULTILINGUAL) | 17 |
| WARRANTY | 23 |

POWER STATION



..omni**charge**®

Omni Power Station

The Omni Power Station is an all-in-one solution to help you distribute power wherever, and whenever it's needed. The Omni Power Station is designed for forward-thinking organizations that understand the need to provide portable power access to people so they can stay powered anywhere, on or off-site, without being tethered to fixed infrastructure constraints.



Flexible design



Avoid downtime



For all devices



Easy deployment



All in one power
solution



Fast and easy
deployment



Plug & Play
system

WHAT'S IN THE BOX

The Omni Power Station comes with everything you need to get started, including the Omni 40+, the base station, and the power cable.



**BASE
STATION**

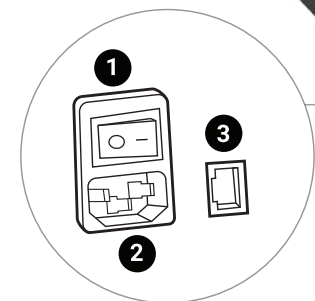

**6
OMNI 40+**

**AC
POWER CABLE**

**USER
MANUAL**

GETTING TO KNOW THE POWER STATION

The Omni Power Station is a simple plug-and-play device. Just plug into an AC outlet, and you are ready to go.



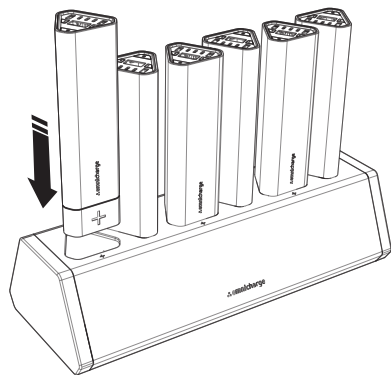
- 1- Power Switch
- 2- Power Plug
- 3- Ethernet Port

SETTING UP THE POWER STATION

Before setting up your Power Station, make sure you have a suitable location. Do not place the station in direct sunlight, next to an active heat source, or in an environment that is excessively dusty.

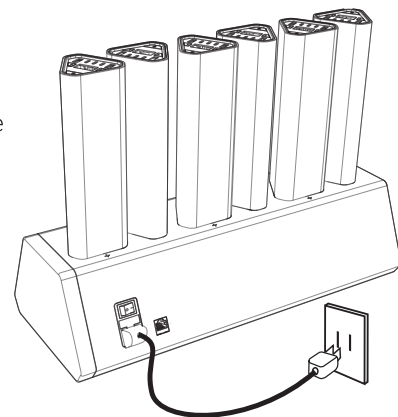
STEP 1:

Place the chargers into the open bays with the AC port facing downwards and the screen facing upwards.



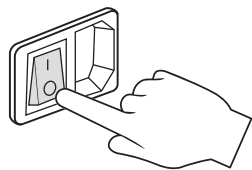
STEP 2:

Plug the AC power cable into the base of the power station, and connect it to a power outlet.



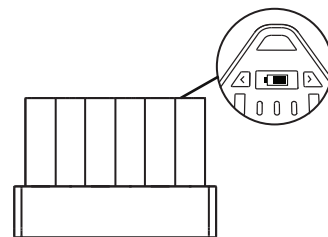
STEP 3:

Press the power button on the back side of the powerstation to turn it on.



STEP 4:

Wait until the charging icon displays in all the charger screens, meaning it is well connected and charging the Omni 40+.



Note: The chargers require no force when connecting them to the charging bay. Make sure the charger is level when pushed into the slot and not crooked. Never force the Omnicarger into the charging base.





∴ **omni**charge®

Omni 40+

The Omni 40+ is a portable laptop charger that is fast and reliable. Perfect for charging professional gear, laptops, cell phones, and any other piece of tech you need on the go. It's the only device you need to turn your setup into a professional worksite. With four different high-power capabilities for fast charging, you can get the benefits of flexible and reliable power from this powerbank no matter where you are.



100W
AC PORT



100W
DC PORT



100W
USB-C PORT



2X 18W
USB-A PORT



Smartphone
Up To 8 Charges



Tablet
Up To 4 Charges



13" Laptop
Up To 2 Charges



DSLR Camera
Up To 10 Charges



Drone
Up To 4 Charges



Action Cam
Up To 16 Charges



DC PORT

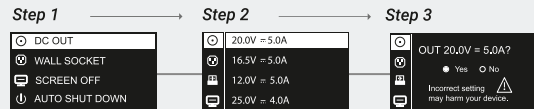
MAX OUTPUT 5A - 100W

5V - 25V
WITH 0.1V ACCURACY

The DC output feature allows you to directly output DC power through the barrel port. To use this feature you will need to know the voltage and amperage of your device and have a compatible cable.

Warning: Using the wrong voltage may damage your device.

Enabling DC Output



DC Once active, a DC icon will appear on the screen.

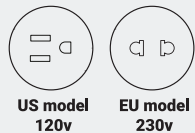
Omnicharge keeps 4 voltage presets. You can press and hold the power button while selecting a preset to customize the voltage and amperage.



AC OUTLET

MAX OUTPUT 100W

To change the AC output mode, double press the Power Button to enter the menu and select Wall Socket.

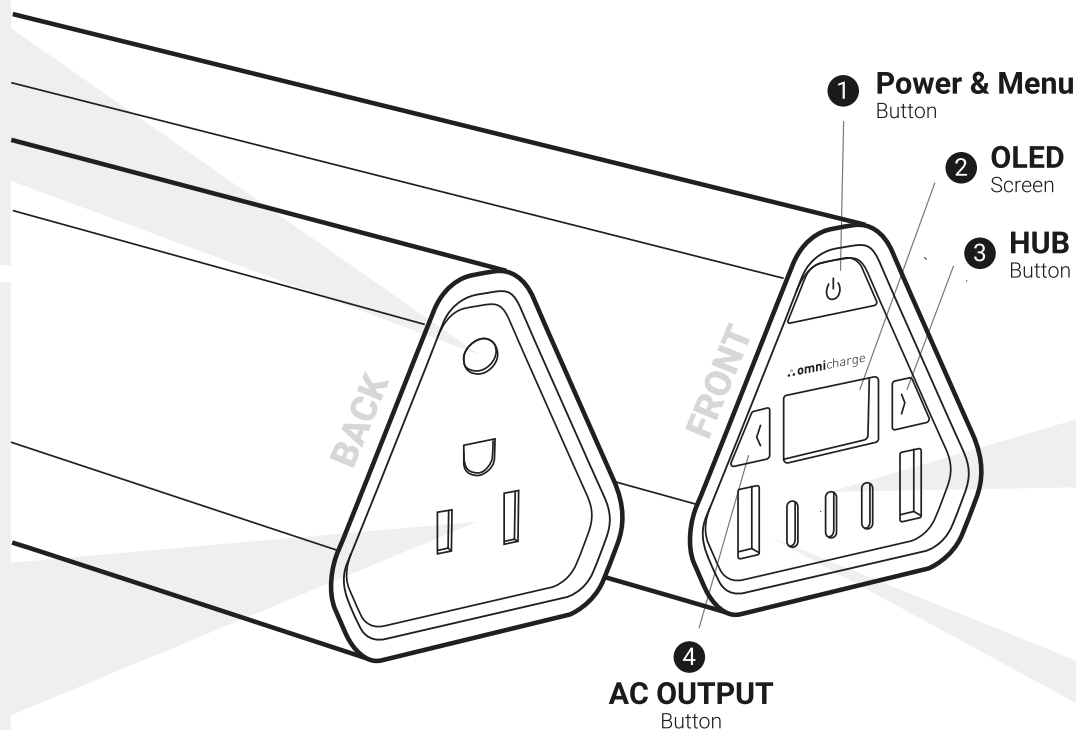



1. Choose 120V AC/150V HVDC mode in the menu



Note: 150V HVDC is recommended if you are using a switch mode power supply, such as laptop's AC power adapter. Check our support page at www.omnicharge.co for more detailed information.

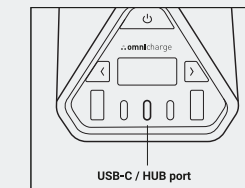
2. When AC/HVDC is active, the following icons should appear on the screen



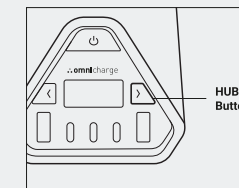
HOW TO USE HUB MODE

USB-C PORT IN/OUT

Use the Omni 40+ as a USB hub and transfer files between your smartphones, flash drives, cameras or laptops.



1. Connect the USB-C/HUB port (in the centre) to a USB-C port on your laptop.



2. Initiate HUB mode by short pressing the HUB button (Right button), and a HUB icon will appear on the screen.

Note: All the remaining USB-C ports and USB-A ports can be used to transfer files from smartphones, flash drives, cameras or other standard USB-A or USB-C devices.



USB-C PORTS

MAX OUTPUT 100W (COMBINED OUTPUT 150W)

USB-C Main Port (Port 2): 100W Max

USB-C Ports 1&3: 30W Max

The USB-C ports are always on and need no configuration. Simply plug your USB-C device into any USB-C port to start charging.

Note: The USB-C and DC port share the same power circuit and cannot be used at the same time.



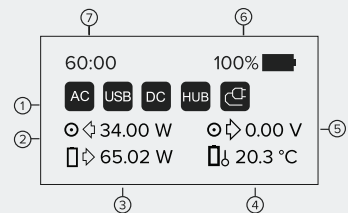
USB-A PORTS

MAX OUTPUT 18W

USB-A Ports: Quick Charge QC3.0 compatible, 18W Max

SCREEN

OLED screen with real time metrics



1. Status Icons
2. Power Input (watts)
3. Battery Power Output (watts)
4. Battery Temperature
5. DC Output Voltage
6. Battery Percentage
7. Time Remaining

BUTTON FUNCTIONS

PRIMARY CONTROLS

- Long press to power On
- Long press to power Off
- Left Button: On/Off AC Outlet
- Right Button: On/Off HUB

MENU CONTROLS

- Double press to enter the menu
- Quick press to select
- Left Button: Move up
- Right Button: Move down

MENU NAVIGATION

Double press the power button to access the menu, quick press it to select any function, and use the AC and USB buttons to move up or down.

- DC OUT**
 Turn on DC output. Set the voltage and amperage by long pressing the power button.

| | |
|----------------|--------------|
| DC OUT | 20.0V = 5.0A |
| WALL SOCKET | 16.5V = 5.0A |
| SCREEN OFF | 12.0V = 5.0A |
| AUTO SHUT DOWN | 25.0V = 4.0A |
- WALL SOCKET**
 Choose whether the AC outlet will output 120V AC or 150V HVDC.

| | |
|-------------|-----------|
| DC OUT | 150V HVDC |
| WALL SOCKET | 120V AC |
- SCREEN OFF TIMER**
 Set the screen auto shut-off time. The default setting is 5 min.

| | |
|----------------|-------|
| DC OUT | NEVER |
| WALL SOCKET | 1 MIN |
| SCREEN OFF | 5 MIN |
| AUTO SHUT DOWN | |
- AUTO SHUT DOWN**
 Set the power auto shut-off time. The default setting is 5 min.

| | |
|----------------|-------|
| DC OUT | NEVER |
| WALL SOCKET | 1 MIN |
| SCREEN OFF | 5 MIN |
| AUTO SHUT DOWN | |
- TEMPERATURE**
 Choose whether the temperature is displayed in celcius or fahrenheit.

| | |
|----------------|----|
| AUTO SHUT DOWN | °C |
| TEMPERATURE | °F |
| BUTTON LIGHT | |
- BUTTON LIGHT**
 Choose whether the button lights are on or off. The default setting is on.

| | |
|----------------|-------------|
| AUTO SHUT DOWN | DEFAULT OFF |
| TEMPERATURE | DEFAULT ON |
| BUTTON LIGHT | |
| TIME REMAINING | |
- TIME REMAINING**
 Choose whether the time remaining is displayed.

| | |
|----------------|-----------------------------------|
| AUTO SHUT DOWN | HIDE |
| TEMPERATURE | SHOW |
| BUTTON LIGHT | This value is for reference only. |
| TIME REMAINING | |
- LANGUAGE**
 Choose the screen language.

| | |
|---------------|---------|
| LANGUAGE | ENGLISH |
| FACTORY RESET | 简体中文 |
| ABOUT | |
| EXIT | |
- FACTORY RESET**
 Reset the Omnicharge to factory settings.

| | |
|---------------|---|
| LANGUAGE | Confirm Reset? |
| FACTORY RESET | Yes No |
| ABOUT | This operation will reset all settings! |
| EXIT | |
- ABOUT**
 Find the model name, capacity, firmware version, and serial number information here.

| | |
|---------------|--------------------|
| LANGUAGE | Model: Omni 40+ |
| FACTORY RESET | Cap: 142Wh |
| ABOUT | Ver: 0.0.88/0.0.3A |
| EXIT | S/N: P4GR190834 |

RECHARGING YOUR OMNICHARGE

1) FROM THE USB-C PORT

USB-C port max input: 90W

Connect a USB-C wall charger and it will automatically start recharging the Omni 40+. If the Omnicharge does not detect incoming power, try to plug in your USB-C charger while the Omnicharge is turned off.

2) FROM THE BARREL PORT

DC Input 5V - 25V, Up to 5A, Max 90W

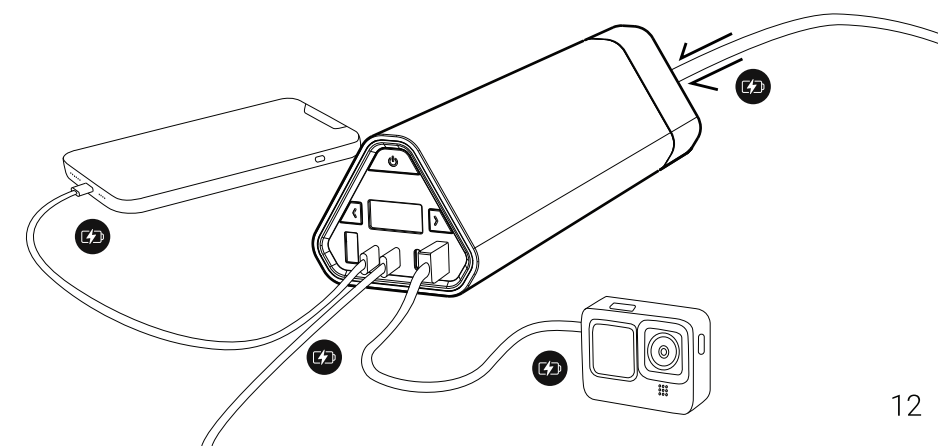
To charge from the barrel port make sure you have a compatible charger. The Omni 40+ uses a common 5.5 x 2.5mm connector and accepts voltages in the 5V-25V range.

Note: The USB-C and DC port share the same power circuit and cannot be used at the same time.



PASS-THROUGH CHARGING

Pass-through charging means that you input power to the Omnicharge while outputting power to your device (passing the power through the Omnicharge). All Omnicharge products support pass-through charging. This means that you can input power through the USB-C or DC port, and output to the AC, USB-A.



STORING THE POWERSTATION

When storing the power station for an extended period of time please adhere to the following guidelines. Failure to do so can cause long term damage to the battery cells, and may void your warranty.



Store the powerstation in a cool and dry location.



Shut off the power and disconnect the power cable.



When not in use, the Omnicharge should be stored fully charged, and recharged every 4 months to avoid over depletion.



Make sure all Omnicharge units are powered off.



DEPLOYMENT TIPS

1. Place your stations in visible, high traffic locations.
2. Communicating the availability of the Power Stations will help drive higher usage.
3. If a station is not getting much use, try moving it to a different location. Keeping a station powered on and unused will degrade battery health over time.
4. This product is designed for indoor use only. Keep your Power Station dry and away from moisture, flammable gasses or corrosive materials.
5. Do not set up the power station under direct sunlight or near any direct heat sources. Do not operate with wet hands.

FAQs

1. Can I connect the Power Station to any AC wall outlet, or does it require a dedicated circuit?

Although it is best to connect the Power Station to a dedicated circuit, a regular outlet can also be used if the total power consumption of all connected devices does not exceed the circuit fuse rating. The Power Station must be connected to the grounded AC outlet that can provide 10A of current.

2. How much is the power consumption of the Power Station ?

The 6-bay Power Station's power consumption is 900Wh when all chargers are fully recharged from 0% to 100%

3. How long does it take for the Power Station to fully recharge the batteries?

It takes the Omni Power Station about four hours to fully recharge the batteries.

4. Does the Power Station need an internet connection to work?

The Power Station only needs to be online if you subscribe to the Omni Smart Centre. For regular unlocked usage, an internet connection is not required.

5. How to clean the Power Station and Omni 40+ chargers?

We suggest using non-water-based rubbing alcohol and lint-free cloth to clean off the surface of the Station and units.

6. Can I use all ports simultaneously and pass-through charge between them?

All ports except the DC and USB-C can be used simultaneously and for pass-through charging.

DC and USB-C ports share the same circuitry and cannot operate at the same time. Pass-through charging on the Omni 40+ only functions with a power input from the USB-C or DC port.

7. What is USB PD (Power Delivery)?

The USB-C port on the Omni 40+ supports USB PD. This is a unified charging standard that uses standardized voltages, which allows one universal USB-C charger to power other PD-compatible devices like laptops, tablets, or phones.

8. Why is my device not charging at full speed via USB-C?

Omnicharge uses standard PD (power-delivery) profiles, but not all USB-C cables are USB-PD compatible. We suggest using the original Omnicharge USB-C cable or another brand-name PD-certified cable.

9. Why is my Omni 40+ outputting power when nothing is connected?

This is perfectly normal behavior. The passive power draw can vary from 0.2W-1.5W and is required for the onboard circuits and display.

NOTICE

This product is meant for use only in conjunction with appropriate devices. Please refer to the technical specifications to determine whether this product is compatible with your particular device. The manufacturer is not responsible for any damages to any device incurred through the use of this product.

The manufacturer shall not in any way be liable to you or to any third party for any damages you or any third party may suffer as a result of use, intended or unintended, or misuse of this product in conjunction with any device or accessory other than the appropriate device for which this product is designed.

You are responsible for product use with an unintended device and any damages resulting from such use. You agree to indemnify the manufacturer for any resulting injuries to any third party(ies).

TROUBLESHOOTING

How to get in contact with us

If your Power Station or Omni 40+ encounter any technical problems or if you have any inquiries about your Power Station please contact us via:

✉ support@omnipower.co

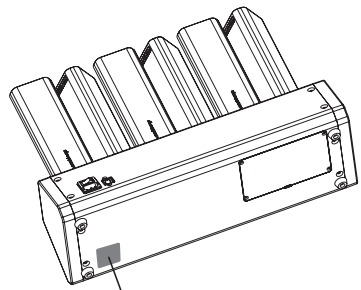
Before getting in contact with us, please make sure to prepare the information below so that we can give the best service and track your inquiry accordingly.

- The Station PI Address
- The Station Serial Number
- The Charger Serial Number
- Purchasing information (Receipt, PO, Order ID.)

Where to find the PI Address Number and Serial Number of your product.

Power Station:

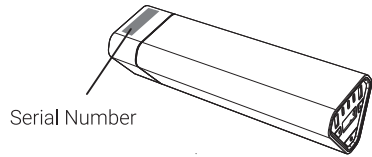
Place the Power Station on one side, the PI Address and Serial Number stickers are located at the bottom side.



PI Address and Serial Number

Omni 40+:

Each Omni 40+ is engraved with a Serial Number located at the back side.



You can also find the Serial Number of each Omni 40+ in the About section of the menu.



For complete troubleshooting information, Omnicore provides a forum and detailed FAQ page where you can find the most common inquiries:

www.omnicore.co/powerstation-faq



Scan to go to the troubleshooting page

If you can't find what you are looking for, please do not hesitate to contact us.

POWERSTATION SPECS

GENERAL

POWER STATION

Weight : 12.07 kg (26.6lbs)
Dimensions : 48.6 cm x 18.4 cm x 33.5 cm (19.1 x 7.2 x 13.2 in)

OMNI 40+

Weight: 2.35 lbs (1066g)
Dimensions: 9.5" x 2.7" x 2.5" (24.3 x 7.1 x 6.5 cm)
Combined output all ports: 150W

OUTPUT

24V 2A (per charging bay)

INPUT

100V - 240V~, 50/60Hz, up to 4A

OPERATING ENVIRONMENT

Temperature 0°C-40°C
Humidity 30-70%
Altitude ≤ 2000m

PORTS & POWER

AC PORT

120V AC, 60Hz, 100W Max US version
230V AC, 50Hz, 100W Max EU version

DC PORT

Bidirectional Input/output charging
Input: 5~25V, up to 5A, 90W max
Output: 5~25V, up to 5A, 100W max

USB-C

Bidirectional Input / Output charging
INPUT: USB-PD 5V=3A, 9V=3A, 12V=3A, 15V=3A, 20V=5A, 90W Max (Main / Port 1)
OUTPUT: (Main / Port 1) 5V=3A, 9V=3A, 12V=3A, 15V=3A, 20V=5A, 100W Max
(Port 2 & 3) 5V=3A, 9V=3A, 15V=2A, 30W Max

CAPACITY

12 cells, 142Wh (6400mAh@22.2V)
38,400mAh

USB-A OUTPUT

Port1: (Single) 5V=3A, 9V=2A, 12V=1.5A 18W Max
Port2: (Both) 5V each, total 5V=4.8A



Li-ion

MADE IN CHINA

© 2023 Omnicore.

Omnicore® is a trademark of Omnicore Inc.

 **omni**charge[®]
www.omnicharge.co

SAFETY AND HANDLING

Failure to follow these safety instructions can result in fire, electrical shock, injuries, or damage to your Power Station or other property. Read all safety information carefully before using your Power Station.

Read all instructions and cautions carefully before use to avoid personal injury or damage to the unit and any connected products.

Handling

This product is designed for indoor use only. Set up your Omnicarriage on a hard, stable work surface which allows for adequate air ventilation around the power bank. The Omnicarriage may be damaged if dropped, burned, punctured, crushed, exposed to heat or moisture. Do not use a damaged Omnicarriage as it may cause injury.

High Temperature

Do not store the device in high-temperature environments, including heat caused by intense sunlight or other forms of heat. Do not place the device in excessively hot environments like cars or near fire.

Shock or Fire Hazard

Omnicarriage products with AC output generate the same potentially lethal AC power as a normal household wall outlet. Please use it carefully just like using a normal AC wall outlet. DO NOT insert foreign objects into outputs or ventilation holes.

DC Output

Omnicarriage products with DC output operate on a specified voltage. Check your device specifications for the operating voltage before use. Improper use of DC output may harm your device.

WARNING:

Failure to follow these safety instructions can result in fire, electrical shock, injuries, or damage to your Power Station or other property. Read all safety information carefully before using your Power Station. Do not set up the power station under direct sunlight or near any heat sources like ovens, stoves, etc, as this may cause the Power Station to overheat. The Power Station must be grounded. Never operate your power station in the absence of a suitably installed ground conductor. Before you clean your Power Station, disconnect the power and remove all Omnicarriages. Clean your Power Station with a soft damp cloth and avoid spraying liquid on the Power Station. This product is designed for indoor use only. Keep your Power Station dry and away from moisture, flammable gases or corrosive materials. Do not operate with wet hands. Do not disassemble this product or attempt to re-purpose or modify it in any manner. The power cable should only be used with the Omni Power Station. Do not use with any other products. The power cable, like any other metal wire or cable, is subject to becoming weak or brittle if repeatedly bent or crushed in the same spot. To avoid damage, do not place any objects on top of the cable. Do not use the power cable if damaged.

Grounding

The Power Station must be grounded. Never operate your Power Station in the absence of a suitably installed ground conductor.

Disassembly

Do not disassemble this product or attempt to re-purpose or modify it in any manner.

Cables

The power cable, like any other metal wire or cable, is subject to becoming weak or brittle if repeatedly bent or crushed in the same spot. To avoid damage, do not place any objects on top of the cable. Do not use the power cable if damaged.

Radio Frequencies

The built-in communication module exchanges data with both the cloud and terminal equipment. The equipment operates at in the 2402Mhz to 2480Mhz frequency band(s). Maximum Wi-Fi power transmitted in the operating frequency is +17.9dBm. Maximum bluetooth power transmitted is +3.9dBm.

Recycling

The battery in your device should be serviced or recycled by an authorized service provider, and must be recycled or disposed of separately from household waste. Dispose of batteries according to your local environmental laws and guidelines. If no laws or regulations govern, dispose of your Omnicarriage in a waste bin for electronics.

BATTERY MAINTENANCE

The Omni 40+ uses lithium battery cells which have a limited number of cycles depending on usage and environment. Use the following guidelines to help maximize battery life. Once the batteries are depleted beyond usage, they will need to be replaced. Please contact your reseller or support@omnipower.co for assistance.

- Try to balance the usage of your Omnicarriage batteries. Excessive use of a single battery can shorten the lifespan of the battery cells.

- Lithium batteries should not be left charging on the station constantly without use. If your power station is not in use for more than a week, we recommend turning the station and chargers off and topping them up every 3-4 months.

Any battery that fails due to misuse, abuse, age, or improper maintenance, is not covered by our warranty.

Battery precautions

Your Omnicarriage is not user serviceable, do not attempt to replace or modify the battery yourself, this may damage the battery which can cause overheating, fire or injury. Improperly replaced batteries may present a risk of leakage, explosion and personal injury. Any manipulation to the unit or its components will void all warranties.

EN

SECURITÉ ET MANIPULATION

Lisez attentivement les instructions et les avertissements avant d'utiliser votre Omnicarriage pour éviter de dommages personnels, à l'unité ou à d'autres appareils connectés.

Manipulation

Placez l'Omnicarriage sur une surface stable qui permette un flux d'air adéquat pour la ventilation. L'Omnicarriage pourrait être endommagé en cas de chute, brûlure, perforation, écrasement, ou d'exposition à l'humidité ou à des températures élevées. N'utilisez pas un Omnicarriage endommagé, car cela pourrait provoquer des dommages corporels.

Haute température

Ne stockez pas l'appareil dans des environnements à haute température, y compris la chaleur causée par la lumière solaire intense ou d'autres formes de chaleur. Ne placez pas l'appareil dans des environnements excessivement chauds comme des voitures ou près d'un feu.

Risque d'incendie ou de décharge électrique

Les produits Omnicarriage avec un port AC génèrent la même tension AC potentiellement létale qu'une prise électrique murale, et devraient être utilisés pareil. N'INSÉREZ PAS d'objets étrangers dans sorties ou les fentes d'aération.

Port DC (courant continu)

Les produits Omnicarriage avec un port DC ont un voltage spécifique. Veuillez consulter les spécifications de tension de vos appareils avant de les connecter. Un mauvais usage du port DC pourrait les endommager.

AVERTISSEMENT:

Ne pas respecter ces indications de sécurité pourrait entraîner des incendies, des chocs électriques, des blessures, ou des dommages à votre Power Station ou à d'autres biens. N'installez pas votre Power Station sous la lumière solaire directe ou à proximité de sources de chaleur telles que des fours, cuisinières, etc. Cela pourrait causer la Power Station surchauffe. Avant de nettoyer votre Power Station, déconnectez son alimentation et retirez tous les Omnicarriages. Nettoyez votre Power Station à l'aide d'un chiffon doux humide, et évitez des éclaboussures de liquide sur elle. Ce produit a été conçu pour l'utilisation à l'intérieur. Tenez votre Power Station au sec et à l'abri de l'humidité, gaz inflammables et matériaux corrosifs, et ne l'utilisez jamais avec les mains mouillées. Le câble d'alimentation ne devrait être utilisé qu'avec l'Omni Power Station. Ne l'utilisez pas avec d'autres dispositifs.

Mise à la terre

La Power Station doit être mise à la terre. N'utilisez jamais la Power Station en l'absence d'un conducteur de terre correctement installé.

Démontage

Ne démontez pas ce produit, et n'essayez pas de le réutiliser, ou de le modifier en aucune manière.

Câbles

Le câble d'alimentation ne devrait être utilisé qu'avec l'Omni Power Station. Ne l'utilisez pas avec d'autres dispositifs. Comme tout autre fil métallique, le câble d'alimentation est susceptible de s'affaiblir ou de se fragiliser s'il est plié ou écrasé de manière répétée. Pour éviter des tels dommages, ne posez aucun objet dessus. N'utilisez pas le câble s'il est endommagé.

Fréquences de radio

Le module de communications intégré échange des données entre le cloud et l'équipement terminal. L'appareil fonctionne dans les bandes de fréquence 2402Mhz à 2480Mhz. Le signal de Wi-Fi maximal est de +17.9dBm dans la fréquence d'opération, et celle de Bluetooth est de +3.9dBm.

Recyclage

La batterie de l'Omnicarriage devrait être traitée par un agent autorisé, et être recyclée ou éliminée séparément des déchets ménagers. Mettez la batterie au rebut conformément aux réglementations locales ou, en leur absence, comme un appareil électronique.

ENTRETIEN DE LA BATTERIE

L'Omni 40+ se sert de batteries au lithium dont le nombre de cycles est limité selon l'environnement et l'utilisation. Suivez ces directives pour maximiser la durée de vie de la batterie. Lorsque les batteries sont déchargées au-delà de celle-ci, elles devront être remplacées. Contactez votre vendeur ou Omnicarriage, à support@omnipower.co pour assistance.

- Essayez d'équilibrer l'utilisation de vos batteries Omnicarriage. L'usage excessif d'une seule batterie peut réduire sa durée de vie.

- Les batteries au lithium ne devraient pas rester branchées à la Power Station lorsqu'elles ne sont pas utilisées. Si votre Power Station n'est pas utilisée pendant plus d'une semaine, nous recommandons d'éteindre la Power Station et les Omnicarriages, et de les recharger tous les 3-4 mois.

La garantie ne couvre pas les batteries défectueuses à cause d'une mauvaise utilisation, d'un abus, du temps, ou d'un entretien inapproprié.

Précautions concernant la batterie

L'Omnicarriage n'est pas prévu pour être réparé par l'utilisateur. N'essayez pas de changer ou de modifier la batterie. Cela pourrait provoquer une surchauffe, un incendie ou des blessures. Les batteries manipulées incorrectement présentent un risque de fuite, d'explosion et de dommages corporels. Toute manipulation de la batterie annulera automatiquement la garantie.

FR

SICHERHEIT UND HANDHABUNG

Lesen Sie bitte alle Anweisungen und Sicherheitshinweise sorgfältig vor dem Gebrauch durch, um Verletzungen oder Schäden am Produkt und den hieran angeschlossenen Geräten zu vermeiden.

Handhabung

Verwenden Sie Omnicharge auf einem harten und stabilen Untergrund, der eine ausreichende Belüftung der Powerbank garantiert. Das Omnicharge-Gerät kann Schaden nehmen, wenn es fallen gelassen, angezündet oder gedrückt wird, andere Einwirkungen von außen erfährt oder Hitze bzw. Feuchtigkeit ausgesetzt ist. Ein defektes Omnicharge unter keinen Umständen verwenden, da Verletzungsgefahr besteht.

Hohe Temperatur

Lagern Sie das Gerät nicht in Umgebungen mit hohen Temperaturen, einschließlich Hitze, die durch intensives Sonnenlicht oder andere Formen von Wärme verursacht wird. Stellen Sie das Gerät nicht in übermäßig heiße Umgebungen wie Autos oder in die Nähe von Feuer.

Stromschlag- oder Brandgefahr

Omnicharge-Produkte mit AC-Steckdose erzeugen denselben potenziell tödlichen Wechselstrom wie eine normale Haushaltssteckdose. Bitte verwenden Sie das Gerät mit äußerster Vorsicht und wie eine herkömmliche Steckdose. Stecken Sie KEINE Fremdkörper in die Ausgänge oder Lüftungsöffnungen.

Gleichstrom (DC)-Ausgang

Omnicharge-Produkte mit DC-Ausgang nutzen eine bestimmte Spannung. Prüfen Sie vor der Verwendung die technischen Daten Ihres Geräts hinsichtlich der Betriebsspannung. Eine fehlerhafte Verwendung des DC-Ausgangs kann Ihr Gerät beschädigen.

WARNUNG:

Bei Nichtbeachtung dieser Sicherheitshinweise kann es zu Bränden, Stromschlägen, ernsthaften Verletzungen oder Schäden an Ihrer Power Station sowie anderweitigem Sachschaden kommen. Lesen Sie alle Sicherheitshinweise unbedingt sorgfältig durch, bevor Sie Ihre Omni Power Station benutzen. Setzen Sie die Power Station nicht direkter Sonneneinstrahlung aus. Stellen Sie die Power Station nicht in unmittelbarer Nähe von Wärme erzeugenden Geräten wie Heizungen oder Öfen auf, da dies zu einer Überhitzung der Power Station führen kann. Bevor Sie die Power Station reinigen, unterbrechen Sie die Stromversorgung und entfernen Sie alle Omnicharge-Geräte. Reinigen Sie Ihre Power Station ausschließlich mit einem weichen, feuchten Tuch und verwenden Sie keinen Flüssig- oder Sprühreiniger. Dieses Gerät ist nur für den Gebrauch in Innenräumen vorgesehen. Halten Sie Ihre Power Station stets trocken und fern von Feuchtigkeit, brennbaren Gasen oder korrosiven Materialien. Bedienen Sie das Gerät nicht mit nassen Händen. Zerlegen Sie dieses Produkt unter keinen Umständen und versuchen Sie nicht, die Omni Power Station in irgendeiner Weise umzufunktionieren oder zu modifizieren.

Erdung

Die Power Station muss geerdet sein. Betreiben Sie Ihre Power Station niemals ohne einen ordnungsgemäß installierten Erdungsleiter.

Unerlaubte Manipulation

Zerlegen Sie dieses Produkt nicht und versuchen Sie nicht, es anderweitig umzufunktionieren oder zu modifizieren.

Kabel

Das Netzkabel kann, wie alle herkömmlichen Metalldrähte oder Kabel, spröde oder brüchig werden, wenn es wiederholt an derselben Stelle geknickt oder gequetscht wird. Vermeiden Sie Schäden am Kabel, indem Sie keine Gegenstände auf das Kabel legen. Verwenden Sie das Netzkabel nicht, wenn es Beschädigungen aufweist.

Funkfrequenzen

Das eingebaute Kommunikationsmodul ermöglicht einen Datenaustausch mit der Cloud sowie den Endgeräten. Das Gerät verwendet Frequenzbänder im Bereich 2402Mhz bis 2480Mhz. Im Betrieb beträgt die Frequenz des WLAN-Signals maximal +17,9 dBm. Die Bluetooth-Signalstärke erreicht maximal +3,9 dBm.

Recycling

Der Omnicharge-Akku kann nur von einem autorisierten Fachhändler gewartet oder recycelt werden. Recycling und Entsorgung müssen getrennt vom Hausmüll erfolgen. Entsorgen Sie den Akku gemäß der örtlichen Umweltschutzgesetzen und -richtlinien. Bei Nichtvorhandensein entsprechender Gesetze oder Vorschriften, entsorgen Sie Ihren Omnicharge in einem Behälter für elektronische Abfälle.

BATTERIEWARTUNG

Ihr Omni 40+ verwendet Lithium-Batteriezellen, deren Gesamtanzahl an Ladezyklen begrenzt ist und beeinflusst wird von der Nutzung und der Umgebung. Beachten Sie die folgenden Hinweise, um die Akkulebensdauer zu verlängern. Wenn die Batterien ihre Leistung verlieren, müssen sie ausgetauscht werden. Um weitere Hilfe zu erhalten, wenden Sie sich bitte an Ihren Händler oder an support@omnipower.co

- Nutzen Sie Ihre Omnicharge-Batterien möglichst gleichmäßig. Die übermäßige Verwendung einer einzelnen Batterie kann die Lebensdauer der Batteriezellen verkürzen.

- Vermeiden Sie bei Nichtbenutzung der Lithiumbatterien diese dauerhaft im Ladezustand zu belassen. Wie empfehlen, die Power Station und die jeweiligen Ladegeräte auszuschalten, wenn diese länger als eine Woche nicht in Benutzung sind und alle 3-4 Monate nachzuladen. Defekte Batterien aufgrund von unsachgemäßer Handhabung oder Wartung, anderweitigem Missbrauch oder Alter fallen nicht unter unsere Garantieleistung. Versuchen Sie unter keinen Umständen, den Akku selbst auszutauschen oder zu modifizieren. Dieser kann dadurch beschädigt werden, was zu Überhitzung, Feuer oder Verletzungen führen kann. Bei unsachgemäß ausgewechselten Batterien besteht die Gefahr des Auslaufens, der Explosion und von Personenschäden. Jegliche Manipulation am Gerät oder einer Komponente führt zum Erlöschen aller Garantieansprüche.

DE

SICUREZZA E MANOVRABILITÀ

Leggi attentamente tutte le istruzioni e precauzioni da rispettare prima di usare il prodotto a fine di evitare lesioni personali o danni al dispositivo e a qualsiasi prodotto collegato.

Manovrabilità

Posiziona il tuo Omnicharge su una superficie di lavoro solida e stabile che permetta una adeguata ventilazione attorno al power bank. L'Omnicharge può essere danneggiato se lasciato cadere, bruciato, forato, schiacciato, esposto a calore o umidità. Non usare un prodotto Omnicharge danneggiato poiché potrebbe causare lesioni.

Alta temperatura

Non conservare il dispositivo in ambienti ad alta temperatura, compreso il calore causato da luce solare intensa o altre forme di calore. Non posizionare il dispositivo in ambienti eccessivamente caldi come automobili o vicino a fuochi.

Pericolo di scossa o incendio

I prodotti Omnicharge con uscita AC (corrente alternata) generano la stessa corrente, potenzialmente letale, di una normale presa di casa. Si prega di usarlo con cautela come una normale presa di corrente alterna da muro. NON inserire oggetti estranei nelle uscite o fori di ventilazione.

Uscita DC

I prodotti Omnicharge con uscita DC (corrente continua) funzionano ad una tensione specifica, Consulta le specifiche sulla tensione a cui opera il tuo dispositivo prima dell'uso. Un uso inadeguato dell'uscita DC può danneggiare il tuo dispositivo.

ATTENZIONE:

La mancata osservanza di queste istruzioni di sicurezza può provocare incendi, scosse elettriche, lesioni o danni alla Power Station o ad altri dispositivi. Leggi attentamente tutte le informazioni sulla sicurezza prima di utilizzare la tua Power Station. Non lasciare la Power Station sotto la luce diretta del sole o vicino a fonti di calore come fornelli, stufe, ecc. per evitare il surriscaldamento del dispositivo. Prima di pulire la tua Power Station, scollega l'alimentazione e rimuovi tutti i prodotti Omnicharge. Pulisci la tua Power Station con un panno morbido e umido, evitando di spruzzare liquidi sulla Power Station. Questo prodotto è progettato solo per l'uso interno. Tenere la Power Station all'asciutto e lontano dall'umidità, gas infiammabili o materiali corrosivi. Non operare con le mani bagnate. Non smontare il prodotto e non tentare di riutilizzarlo o modificarlo in alcun modo. Il cavo di alimentazione deve essere utilizzato solo con la Omni Power Station. Non utilizzare con altri prodotti.

Messa a terra

La Power Station deve essere collegata a terra. Non utilizzare mai la Power Station in assenza di un conduttore di messa a terra adeguatamente installato.

Smontaggio

Non smontare il prodotto e non tentare di riutilizzarlo o modificarlo in alcun modo.

Cavi

Il cavo di alimentazione, come qualsiasi altro filo o cavo metallico, è soggetto a deperimento se viene ripetutamente piegato o schiacciato nello stesso punto. Per evitare che si danneggi, non collocare alcun oggetto sul cavo. Non utilizzare il cavo di alimentazione se danneggiato.

Frequenze radio

Il modulo di comunicazione integrato scambia dati sia con il cloud che con l'apparecchiatura di terminale. L'apparecchiatura opera nella banda di frequenza da 2402Mhz a 2480Mhz. Il segnale Wi-Fi massimo è di +17,9dBm nella frequenza operativa. La potenza massima di trasmissione del Bluetooth è di +3,9 dBm.

Riciclaggio

La batteria del tuo dispositivo deve essere mantenuta o riciclata dagli operatori autorizzati che si dedicano al servizio di raccolta e smaltimento dei rifiuti nella tua località, separata dagli altri rifiuti domestici. Se non ce ne sono, scartalo come dispositivo elettronico.

MANTENIMENTO DELLA BATTERIA

L'Omni 40+ utilizza batterie al litio che hanno un numero limitato di cicli a seconda dell'uso e dell'ambiente. Per massimizzare la durata delle batterie, attieniti alle seguenti indicazioni. Una volta esaurite, le batterie dovranno essere sostituite. Per assistenza, contattata il proprio rivenditore o support@omnipower.co.

- Cerca di bilanciare l'uso delle batterie Omnicharge. L'uso eccessivo di una singola batteria può ridurre la vita utile delle celle stesse.

- Le batterie al litio non devono essere lasciate a lungo in carica sulla Power Station senza essere utilizzate. Se la Power Station non viene utilizzata per più di una settimana, ti consigliamo di spegnerla assieme ai caricabatterie e di ricaricarli ogni 3-4 mesi.

Le batterie che si guastano a causa di uso improprio, età o manutenzione non corretta non sono coperte dalla nostra garanzia.

Precauzioni relative alle batterie L'Omnicharge non è riparabile dall'utente; non tentare di sostituirle o modificarla la batteria da solo, per evitare di danneggiarla e causare surriscaldamento, incendio o lesioni. Le batterie non correttamente sostituite possono comportare il rischio di perdite, esplosioni e lesioni personali. Qualsiasi manipolazione del prodotto o dei suoi componenti annulla tutte le garanzie.

バッテリーメンテナンス

Omni 40+はリチウム電池を使用しており、使用状況や環境に応じて使用可能な回数に限りがあります。バッテリーの寿命を最大限に延ばすために、以下のガイドラインを参考にしてください。電池の寿命が短くなると、ユニットの交換が必要になります。サポートが必要な場合は support@omnipower.co にお問い合わせください。

- Omnicharge バッテリーの使用バランスを取るようにしてください。単一のバッテリーを過度に使用すると、そのバッテリーセルの寿命が短くなります。

- リチウム電池を使用せず常にステーションで充電したままにすることを避けてください。Power Stationを1週間以上使用しない場合は、ステーションと充電器の電源を切り、3〜4か月に一度は充電することをお勧めします。

誤用、乱用、経年劣化、不適切なメンテナンスにより故障したバッテリーは、保証の対象外となります。

バッテリーに関する注意事項 Omnichargeをユーザーが修理することはできません。バッテリーが損傷し、過熱、火災、怪我の原因となる可能性がありますので、ご自身で電池の交換や改造を試みないでください。不適切な電池交換は液漏れ、爆発、および人身事故の危険があります。なお、本機やその部品に手を加えるとすべての保証が無効となります。

安全性と取り扱い

これらの安全に関する指示に従わない場合、火災、感電、けが、またはPower Stationやその他所有物へ損傷を与える可能性があります。Power Stationを使用する前に、すべての安全情報をお読みください。

けがや本機および接続された製品の損傷を避けるため、ご使用前にすべての取扱説明書と注意事項をよくお読みください。

取り扱いについて
本製品は屋内専用です。Omnichargeは、パワーバンク周辺に十分な換気ができる硬くて安定したところに設置してください。Omnichargeを落としたり、燃やしたり、穴を開けたり、押しつぶしたり、熱や湿気にさらしたりすると損傷する可能性があります。けがをする恐れがありますので、破損したOmnichargeは使用しないでください。

高温
強い日差しなどによる熱を含む、高温の環境下でデバイスを保管しないでください。車内や火気の近くなど、過度に高温になる場所には置かないでください。

感電・火災の危険性
AC出力を備えたOmnicharge製品は、通常の家庭用コンセントと同じ致死性のAC電力を生成します。通常のコンセントと同じように、慎重に使用してください。出力端子や通気孔に異物を入れないでください。

DC出力
DC出力を備えたOmnicharge製品は、指定された電圧で動作します。使用する前に、デバイスの仕様で動作電圧を確認してください。DC出力の不適切な使用は、デバイスに損傷を与える可能性があります。

警告
以下の安全に関する指示に従わない場合、火災、感電、けが、またはお使いのPower Stationおよびその他所有物への損傷につながる可能性があります。Power Stationをご使用前に、必ず安全情報をご一読ください。Power Stationの過熱を防ぐため、直射日光の当たる場所や、オープン、ストーブなど熱源の近くに設置しないでください。Power Stationにはアース接続が必要です。適切に設置された接地導体がない状態で、Power Stationを使用しないでください。Power Station本体を掃除する場合は、掃除前に必ず電源を切り、接続されているOmnichargeバッテリーを取り外してください。柔らかい湿った布で本体の汚れを取り、決して液体を噴霧しないでください。本機は屋内使用を目的としています。Power Stationは乾いた状態に保ち、湿気、可燃性ガスや腐食性物質から離してください。また濡れた手では決して操作しないでください。決して本機を分解したり、別の目的で使用したり、改造しないでください。付属のAC電源ケーブルは本製品の専用品です。他の製品には使用しないでください。

AC電源ケーブルは、他の金属線やケーブル同様、繰り返し同じ個所を曲げたりつぶしたりすると、もろく弱くなります。損傷を防ぐため、AC電源ケーブル上に物を置かないでください。また、損傷したAC電源ケーブルは使用しないでください。

MANTENIMIENTO DE LA BATERÍA

La batería del Omni 40+ tiene celdas de litio, cuyo número de ciclos dependerá del uso y el entorno. Sigue estas pautas para maximizar la vida de la batería. Cuando esté completamente agotada, tendrás que sustituirla. Contacta con tu vendedor o escríbenos a support@omnipower.co.

- Intenta equilibrar el uso de tus baterías Omnicharge. El uso excesivo de una sola batería puede reducir su vida útil.

- No dejes las baterías de litio cargándose constantemente si no las vas a utilizar. Si no vas a utilizar la Power Station durante más de una semana, recomendamos apagar la Power Station y los cargadores, y recargarlos cada 3-4 meses. La garantía no cubre baterías que fallen por mal uso, abuso, tiempo o mantenimiento inadecuado.

Precauciones sobre la batería
El Omnicharge no está pensado para que el usuario lo pueda arreglar. No intentes cambiar o modificar la batería. Podría causar sobrecalentamiento, fuego o lesiones. Las baterías cambiadas incorrectamente tienen riesgo de fugas, explosiones y lesiones personales. Cualquier manipulación de la unidad o sus componentes anulará automáticamente cualquier garantía.

Conexión a tierra
La Power Station debe estar conectada a tierra. Nunca la pongas en funcionamiento en ausencia de un conductor de tierra convenientemente instalado.

Desmontaje
No desmontes este producto, o intentes reutilizarlo o modificarlo de ninguna manera.

Cables
Como cualquier cable o filamento metálico, doblar, pisar, o aplastar el cable de alimentación repetidamente puede debilitarlo o estropearlo. Para evitar tales daños, no pongas ningún objeto sobre el cable. Y no utilices el cable de alimentación si presenta daños.

Frecuencias de radio
El módulo de comunicaciones integrado intercambia datos entre el terminal y la nube. Este equipo opera en la banda de frecuencias de 2402Mhz a 2480Mhz. La señal máxima de Wi-Fi es de +17.9dBm en la frecuencia de funcionamiento. La potencia máxima de transmisión del Bluetooth es de +3,9dBm.

Reciclaje
La batería de tu unidad debe ser tratada o reciclada por un agente autorizado, y debe ser reciclada o desechada separada de la basura doméstica. Desecha la batería de acuerdo a las indicaciones de tu normativa local. De no haberlas, deséchala como dispositivo electrónico.

SEGURIDAD Y MANIPULACIÓN

Lee con atención todas las instrucciones y advertencias antes de usar tu Omnicarge, para evitar daños personales, a la unidad y a todos los dispositivos conectados.

Manipulación
Apoya el Omnicarge en una superficie de trabajo estable, que permita un flujo de aire adecuado para la ventilación. El Omnicarge puede dañarse en caso de caída, quemado, pinchado, aplastado o si es expuesto a humedad y/o temperaturas altas. No uses un Omnicarge dañado, puede causar lesiones.

Alta temperatura
No almacene el dispositivo en ambientes de alta temperatura, incluido el calor causado por la luz solar intensa u otras formas de calor. No coloque el dispositivo en ambientes excesivamente calientes como automóviles o cerca del fuego.

Riesgo de incendio o electrocución
Los productos Omnicarge con salida AC generan la misma energía de AC potencialmente letal que un enchufe de pared, y debe ser usado de la misma manera. NO insertes cuerpos extraños en las salidas o las ranuras de ventilación.

Salida DC
Los productos Omnicarge con salida DC (corriente continua) funcionan en un voltaje específico. Consulta las especificaciones del voltaje de tu dispositivo antes de usarlo. El mal uso de la salida DC podría dañar tu dispositivo.

ADVERTENCIA:
No seguir estas instrucciones de seguridad puede derivar en incendios, descargas eléctricas, heridas, o daños en la Power Station u otros dispositivos. Lee atentamente la siguiente información antes de utilizar tu Power Station. No instales tu Power Station bajo luz solar directa, o cerca de fuentes de calor como hornos, estufas, etc. Esto podría sobrecalentarla. Antes de limpiar tu Power Station, desconéctala de la corriente y retira todos los Omnicargers. Limpia tu Power Station con un paño suave y ligeramente humedecido, y evita salpicar líquidos sobre ella. Este producto ha sido exclusivamente diseñado para espacios interiores. Mantén tu Power Station seca y resguardada de la humedad, gases inflamables o materiales corrosivos. No la manipules con las manos mojadas. No desmontes este producto, o intentes reutilizarlo o modificarlo de ninguna manera.

OMNICHARGE ONE-YEAR LIMITED MANUFACTURER'S WARRANTY

Omnicharge warrants that its hardware product shall be free from defects in materials and workmanship for one (1) year beginning from the date of original retail purchase. Omnicharge does not warrant against normal wear and tear, nor damage caused by accident or abuse.

See www.omnicharge.co/warranty for specific warranty information about your product and procedures to act on a warranty claim. Omnicharge's entire liability and your exclusive remedy for any breach of warranty shall be at Omnicharge's option, to repair or replace a functional equivalent of the product. You may be required to furnish proof of purchase details when making a claim under this warranty. Warranty protections are in addition to rights provided under local consumer laws and may vary among countries, states and provinces. See the full warranty information to know your consumer rights and the additional protections provided by this product warranty.

www.omnicharge.co/warranty

CUSTOMER SUPPORT

All Omnicharge products have gone through quality inspection. If you find your Omnicharge or any Omnicharge accessory is demonstrating any abnormal behavior, immediately stop all product use and contact us at: support@omnipower.co, or visit our help center at <https://support.omnicharge.co>



POWER STATION