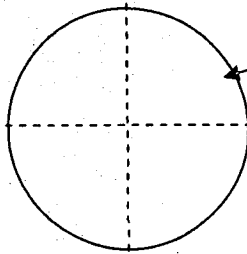


DRILLING TEMPLATE



CYLINDER LOCK: 1 1/4" DIAMETER HOLE

4-1/4"

TOP

T HANDLE: 1/2" DIAMETER HOLE

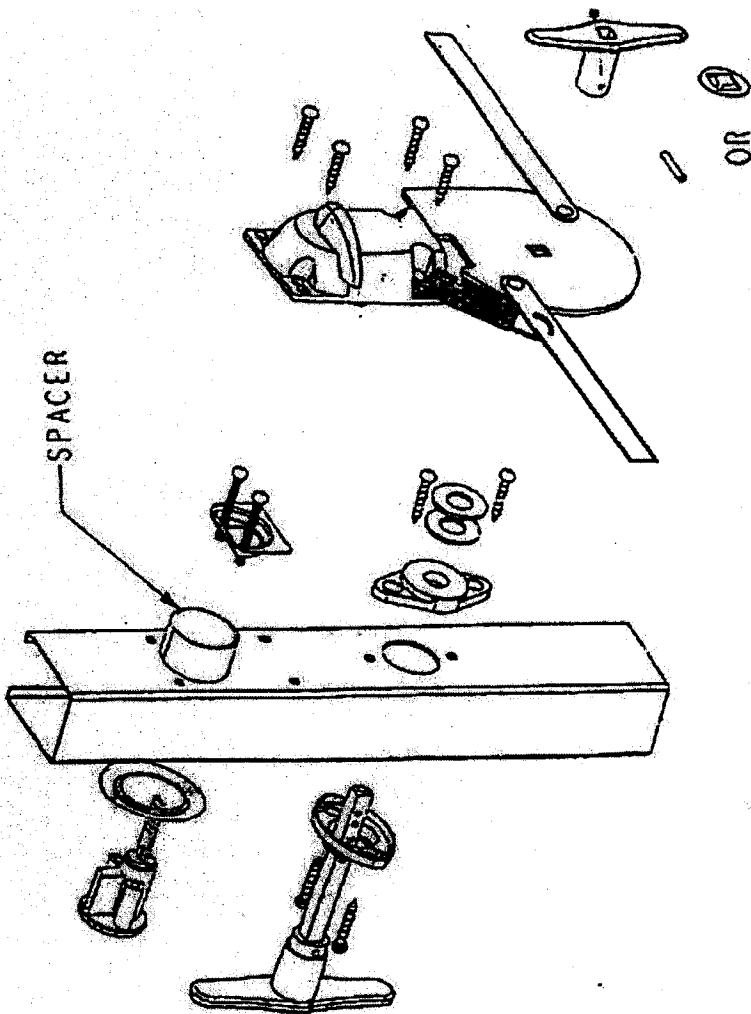
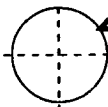
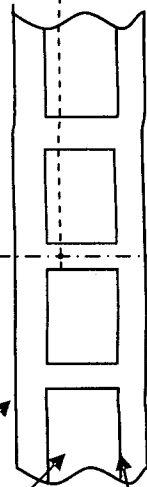


FIG. 2

EVEN NUMBER OF RAISED PANELS LOCATE ON CENTER HINGELINE

TOP OF SECTION  
FACE OF SECTION



RAISED PANEL

6 1/4"

FIG. 1

USING THE TEMPLATE, LOCATE AND DRILL HOLES PER FIG. 1. ASSEMBLE PARTS AS SHOWN IN FIG. 2.