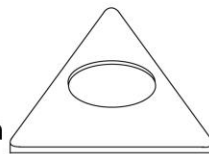


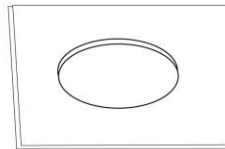
## 2" Triangle Plastic Grommets

- 2" Inside Diameter - 8 Sets
- No Tools Required
- Easy Snap Together Installation

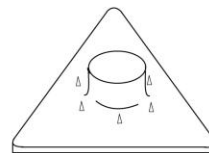
1. To separate front from back of grommet, insert the tip of a flat screwdriver into the notch and pry apart.
2. To install, place grommet front face down, then place hole in fabric over the neck of grommet as shown. Snap grommet into place.



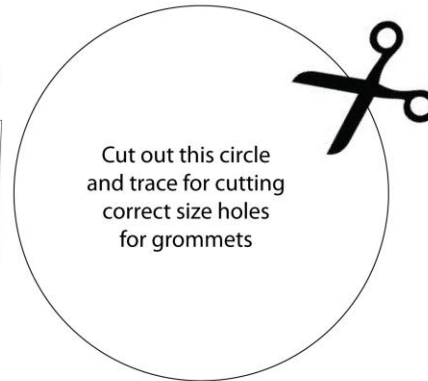
Washer



Fabric



Grommet



Home Sewing Depot  
Peoria, AZ



623-878-7350

HomeSewingDepot.com

homesewingdepot@gmail.com