



Eye and Temple Massager



BDSM300

Please carefully read this operation manual before use.

Introduction

The Body Sport® Eye and Temple Massager is designed for massaging temples and other acupressure points in the ocular region through pneumatic massage, vibrating massage, and hot compress to relieve eye fatigue and relax the user both physically and mentally.

Features

- Pneumatic Massage: Massage temples and other acupuncture points in the ocular region through contraction and relaxation of strong air pressure.
- Vibrating Massage: Simulates hammering, shiatsu, and other traditional massage manipulations to massage various areas around eyes.
- Hot Compress: With rapid temperature rise and constant temperature design, it can accelerate blood circulation in the ocular region.
- Massage temples and other acupuncture points in the ocular region on a circulating basis through pneumatic, heating, and vibrating functions.
- Adjustable Design: Able to contact ocular region more closely.
- One-button operation.
- LCD display.
- Removable and washable cover.
- Supports music download.

Name: Eye and Temple Massager

Model: BDSM300

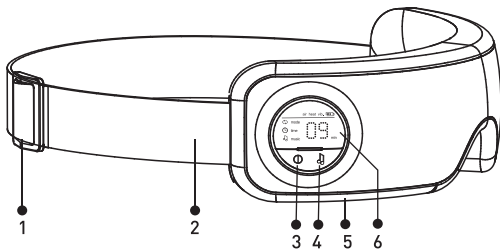
Power supply: 5 V DC 1A (USB power supply) 5W

Size of packaging case: 219 x 157 x 88 mm

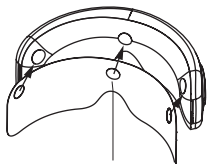
Weight: around 660 g

Parts

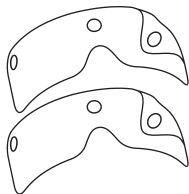
1. Integrated Mainframe
2. USB Cable
3. Carrying Case
4. Operation Introduction
5. Certificate of Conformity
6. Removable and Washable Cover



1. Tightness Adjusting Buckle
2. Elastic Band
3. On-Off/Mode Button
4. Music Button
5. USB Charging Interface
6. LCD Screen



Velcro Tape



Removable and Washable Cover

Operating Method

1. Preparation Prior to Using

Briefly press **ⓘ** button to start the device. A blank display or flickering battery level symbol indicates the need for charging. Connect the computer and massager with the USB cable to charge built-in battery. The massager is best used after fully charged.

2. Wearing the Massager

Attach the removable and washable cover onto the inside of mainframe eyeshade according to the diagram and pay attention to positions of the three Velcro tapes to fix the cloth, then align the glasses and eyes and wear the glasses; adjust elastic band to comfortable position.

Buttons and Symbols

1. Buttons

- ⓘ** Button: Startup/mode switching; hold for shutdown
- 🎵** Button: Music function button

2. Symbols (on the screen)

- ↻** Symbol: Function operation
- 🕒** Symbol: Timing
- 🎵** Symbol: Starting music play
- 🔋** Symbol: Indicates the battery charge

“air”Symbol: Indicates that the pneumatic function is running


“heat”Symbol: Indicates that the heating function is running

“vib.”Symbol: Indicates that the vibration function is running

Using The Function

1. Press the  button to start. The LCD screen will be on and in the default settings (Mode 1). Then choose from the settings below:

- Enable pneumatic function
- Enable hot compress function
- Enable music function
- Remaining time display is 15 min
- LCD screen displays "air" and "heat".

2. Press the  button normally to switch over among the five massage modes; enter another mode for each press. The default setting is Mode 1. The five modes are as follows:


Mode 1: Pneumatic + heating

Mode 2: Full function

Mode 3: Pneumatic + vibrating

Mode 4: Pneumatic

Mode 5: Heating

Press the  button for 2 seconds to shut down the machine to stop massage.

3. Using the  button

- In the music off state, press the button once to start the music.
- In the music play state, press the button once to switch to the next song.
- In the music play state, press the button twice to adjust the volume; default volume is the high level. Volume switching is in the sequence of high level, middle level, and low level.
- In the music play state, hold the button to stop playing music.

Supporting Music Download

Music Download:

Respectively connect two ends of the USB cable to the mainframe and a computer.

Copy the MP3 music into the machine; the product only supports MP3 music. See diagram below.



Mainframe:

Note: Mainframe will stop working when entering the USB connecting state.


Cleaning and Maintenance


1. For cleaning, wipe the product with a slightly wet soft cloth or towel.
2. Keep the product in a dry and airy place.
3. Do not expose it to direct sunlight or a high temperature or damp place.

Maintenance for Removable and Washable Cover

1. Wipe sweat stain and other stains off the removal and washable cover with a slightly wet cloth after using.
2. The cover can be washed. Please pay attention to the items below prior to cleaning:
 - a) The cover can only be washed by hand; do not wash it with a machine; the water used should be warm water. Do not scrub it violently while cleaning.
 - b) Do not wring for drying.
 - c) Do not use decolorizer.
 - d) No ironing.
 - e) Hang up to air dry.

Using Method for Rechargeable Battery

1. The built-in lithium battery is low if the buzzer ticks three times consecutively on the battery level icon display  while using the eye massager. Use the USB cable to charge battery; upon charging, the four-bar level icon will flicker.

After the battery is fully charged, battery level icon will display . It takes 2 hours to charge the battery.

2. The fully charged battery can be used for 4 — 5 days (15 min each day).
3. Normally, the service life of the rechargeable battery is ≥ 500 charges and discharges, or around 3 years.
4. The service life will be shortened if the battery is not used for a long time. It is suggested to charge the battery every month.

Precautions

1. Please read and understand the instructions entirely before operating the product.
2. Please clean the eyeshade of the product prior to using.
3. The product is not intended for use by children.
4. Not recommended for those who have sensitive skin or are insensitive to heat.
5. People who are pregnant, have heart disease, dysarteriotony malignant tumor(s), cranial vascular disease, and other acute diseases and those being treated by a doctor should not use the product.
6. Stop using the product immediately and consult a doctor if you feel uncomfortable or have an abnormal skin reaction during use.
7. Do not use the product if you have eye trouble. Not recommended for people who have had an eye operation or have glaucoma, cataracts, retinal detachment, and other eye diseases.
8. Do not use the product while wearing contact lenses.
9. Do not use the product in high temperature, inflammable, or damp places or places with electromagnetic radiation.

Limited Product Warranty

Your Body Sport® Eye and Temple Massager is warranted to be free from material and workmanship defects occurring within one (1) year from the date of purchase when used in strict accordance with the instructions provided with the massager. The sole remedy for a breach of this warranty is the replacement of the defective materials or components. This warranty only extends to the original purchase. The purchase receipt or other proof of the original purchase date is required before full replacement will be provided.

Please contact Body Sport® at 1-866-528-2152

BODY SPORT® MAKES NO OTHER WARRANTY, EXPRESSED OR IMPLIED, INCLUDING, WITHOUT LIMITATION ANY IMPLIED WARRANTY OF MERCHANTABILITY OR FITNESS FOR A PARTICULAR PURPOSE, ALL SUCH WARRANTIES BEING HEREBY EXPRESSLY EXCLUDED.

The warranty described above does not extend to the normal wear of the product, and it is void if the product housing has been removed or if the product fails to function properly as a result of an accident, misuse, abuse, neglect, mishandling, misapplication, defective batteries, faulty installation, set-up, adjustments, improper maintenance, alteration, maladjustment of controls, modification, power surges, commercial use of product, use of the product that differs from the suggested use set forth in the product instructions, service by anyone other than an authorized service center, or acts beyond the control of the manufacturer.

BODY SPORT® SHALL NOT BE LIABLE FOR ANY INDIRECT, INCIDENTAL, CONSEQUENTIAL, OR SPECIAL DAMAGES, WHETHER ARISING UNDER CONTRACT, TORT, STRICT LIABILITY, STATUTE, OR OTHER FORM OF ACTION OR ANY DAMAGES IN EXCESS OF THE COST OF THE REPLACEMENT OF THE PRODUCT.



Distributed by Body Sport®
Hudson, OH 44236
1-866-528-2152

Made in China