

Ford Mustang GT Facelift Stainless Steel Sports Grille Mesh Upper

Kit Contents: -

1. off Upper Mesh Grille
6. off 2" Screws






YouTube Tutorial –

<https://youtu.be/O28RlaUxWPk>

Grille Fitting Instructions (Please note existing Mustang badge removal is optional)

1. Locate the grille into position, check that it is centralised in the aperture (fig 1).
2. Now that the grille is in position fasten the grille to the existing aperture using screws provided (**start all screws before fastening down to help hold grille in position**). Start with the centre screws 1st (fig 2) then the outer screws making sure the grille is tightly fixed into position (fig 3&4) (Do not over tighten screws).
3. The grille is now complete.



THANK YOU FOR CHOOSING A ZUNSPORT PRODUCT.