

Ford Fiesta ST MK7.5 Stainless Steel Lower Sports Grille

Kit Contents: -

- 1. off Lower Grille
- 4. off No6 x 1" Screws



Lower Mesh Grille Fitting Instructions

1. Fit masking tape around the apertures to protect the paintwork while fitting (fig 1).
2. Offer the grille to aperture and gently push the grille into position making sure all the brackets clip behind the aperture (fig 2 & 3).
3. Using a thin screwdriver through the mesh lever all the brackets so they are tightly into position (fig 4).
4. With the grille centralised in the aperture secure both ends with the 4 screws provided (1" screws) (Fig 4).
5. Remove the tape and the grilles are now complete.




Fig 1




Fig 2




Fig 3



Fig 4