



24/7 Customer Service (414) 434-2220
Text Questions to (414) 323-3240
Email: Info@ACConnectors.com
www.ACWORKS.com | www.ACWORKS.ca
Version 1, ©2024 Cordtec Power Corp.

ABOUT OUR BRAND

Cordtec Power Corp. offers customers over 700 AC WORKS® brand products designed to help meet their needs. We offer many specialized adapters in a variety of styles and lengths. We created the RV product line and accessories to improve the lifestyles of our more adventurous consumers by offering durable, safe, and unique products to keep the power going, no matter where you end up.

MISSION STATEMENT

To offer unique products and quality customer service, improving our customers' personal and professional lives.



CONTACT US

We are available to our customers via email, phone, text, and chat. Whatever your preferred method of contact, we have someone who will help.

Office 414.434.2220

Text 414.323.3240

Fax 414.323.8386

United States Warehouse
9811 South 13th Street
Oak Creek, WI 53154

Canada Warehouse
250 Cochrane Drive Unit 14
Markham, ON L3R 8E5

Info@ACConnectors.com

Info@CordtecPower.com



SUBSCRIBE

You can subscribe to our monthly newsletter on the homepage of our website. Follow us on social media for updates, promotions, and more.

LinkedIn <https://www.linkedin.com/company/cordtec-power-corp>

Facebook <https://www.facebook.com/acworksconnectors>

Twitter https://twitter.com/AC_Connectors

Instagram <https://www.instagram.com/aconnectors>

YouTube <https://www.youtube.com/c/acworks>



RV MARINE AND FOOD TRUCK



RV GENERATOR ADAPTERS

RATING	PIN/NEMA	COMPACT	AC WORKS P/N H&A P/N	FLEXIBLE	AC WORKS P/N H&A P/N <i>(Length in Inches)</i>	CORD SETS	AC WORKS P/N H&A P/N <i>(Length in Feet)</i>
20 Amp 125 Volt	 L5-20P TT-30R		RVL520TT		RVL520TT-018 44286		L520PR-010 L520PR-025 L520PR-050 L520PR-075 L520PR-100
30 Amp 125 Volt	 L5-30P TT-30R		RVL530TT 44233		RVL530TT-018 44666		L530PR-010 L530PR-025 L530PR-050 L530PR-075 L530PR-100
30 Amp 125 Volt	 TT-30P L5-30R		ADTTL530		TT30L530-018		TT30PR-010 TT30PR-025 TT30PR-050 TT30PR-075 TT30PR-100
20 Amp 125 Volt	 L14-20P TT-30R		RVL1420TT 44225		RVL1420TT-018 44287		L1420PR-010 L1420PR-025 L1420PR-050 L1420PR-075 L1420PR-100
20 Amp 125/250 Volt	 L14-20P 14-50R		RVL14201450		EVL1420MS-018		L1420PR-010 L1420PR-025 L1420PR-050 L1420PR-075 L1420PR-100
30 Amp 125 Volt	 L14-30P TT-30R		RVL1430TT 44236		RVL1430TT-018 44665		L1430PR-010 L1430PR-025 L1430PR-050 L1430PR-075 L1430PR-100
30 Amp 125/250 Volt	 L14-30P 14-50R		RVL14301450 44003		EVL1430MS-018 44674		L1430EX-025 45100 L1430EX-050 45102



ADVTT520
NEMATT-30P to
(2) 15/20A 125V
Household
T-blade Outlets



ADVL520520
44000
NEMA L5-20P to
(2) 15/20A 125V
Household T-blade
Outlets



ADL530520
44246
NEMA L5-30P to
a 15/20A 125V
Household
T-blade Outlet



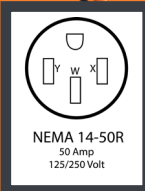

L1430F520-018
44139
L1430F520-05
NEMA L14-30P to
(4) 15/20A 125V
Household T-blade
Outlets (-05=5 Feet)

RV ADAPTER PRODUCTS

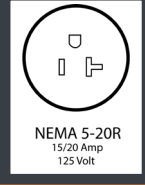
RATING	PIN/NEMA	COMPACT	AC WORKS P/N H&A P/N	FLEXIBLE	AC WORKS P/N H&A P/N <i>(Length in Inches)</i>	EXTENSION CORD	AC WORKS P/N H&A P/N <i>(Length in Feet)</i>
5-15P 15A 125V			RV515TT 44307 RV515TT-BK 44300		RV515TT-012 44290		10G Super Duty SD515520-010 SD515520-025 SD515520-050
TT-30P 30A 125V			RVTT520 44315 RVTT520-BK 44310		RVTT520-012 44571		TT30PR-010 44273 TT30PR-025 44270 TT30PR-050 44272
			RVTT1450		RVTT1450-012 44291		
14-50P 50A 125/250V			RV1450TT		RV1450TT-012 44292		1450PR-015 44275 1450PR-025 44279 1450PR-050 44279
14-30P 30A 125/250V					RV1430TT-018		1430PR-010 1430PR-025 1430PR-050

PIGGY BACK ADAPTERS


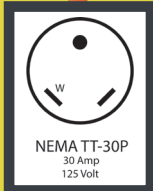
PB1450520




15/20A 125V
Run multiple
appliances
from
one
50A
outlet.



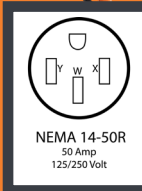

PBTT30520




15/20A 125V
Run multiple
appliances
from
one
30A
outlet.



PB1450TT



30A 125V
Run multiple
appliances
from
one
50A
outlet.




















TTCB520
15/20A 125V
Household T-blade
Outlet with 20A Breaker



TTYCB520-036
15/20A 125V 3FT
(2) Household T-blade
Outlets with 20A
Breakers









30A RV, MARINE, TRAVEL TRAILER

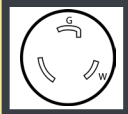

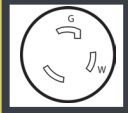





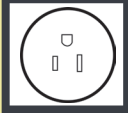

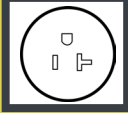

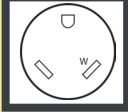
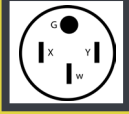
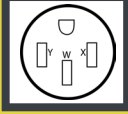


	RATING	PIN/NEMA	COMPACT	AC WORKS P/N H&A P/N	FLEXIBLE	AC WORKS P/N H&A P/N <i>(Length in Inches)</i>	DETACHABLE POWER SUPPLY CORD <i>(Length in Feet)</i>
 30A Inlet RVINL530-WT 44646 RVINL530-BK 44653	15 Amp 125 Volt	 5-15P		RV515M30 44002		RV515M30-012 44664	
30 Amp 125 Volt	 L5-30P		RVL530M30				
30 Amp 125 Volt	 TT-30P		RVTTM30		RVTTM30-012 44640	 44658 RVTTM30-025 RVTTM30-050	
20 Amp 125 Volt	 L14-20P		RVL1420M30				
30 Amp 125 Volt	 L14-30P		RVL1430M30				
30 Amp 125 Volt	 14-50P		RV1450M30				



50A RV, MARINE, TRAVEL TRAILER

	RATING	PIN/NEMA	COMPACT	AC WORKS P/N H&A P/N	FLEXIBLE	AC WORKS P/N H&A P/N <i>(Length in Inches)</i>	DETACHABLE POWER SUPPLY CORD <i>(Length in Feet)</i>
 50A Inlet RVINSS2-WT 44652 RVINSS2-BK 44677	15 Amp 125 Volt	 5-15P		RV515SS2		S515M50-018 44663	
20 Amp 125/250 Volt	 L14-20P		ADL1420SS2		L1420M50-018		
30 Amp 125 Volt	 TT-30P		RVTTM50		TTM50-018 44651	 TTM50-010 TTM50-025 TTM50-050	
30 Amp 125/250 Volt	 L14-30P		ADL1430SS2		L1430M50-018	 L1430M50-010 L1430M50-025 L1430M50-050	
50 Amp 125/250 Volt	 14-50P		AD1450SS2		S1450M50-010 S1450M50-020 S1450SS2-15		

DIY WIRING DEVICES

NEMA	MALE	PLUG	FLANGED INLET	FEMALE	CONNECTOR	FLANGED OUTLET	RECEPTACLE
L5-20P		ASL520P-BK 44226	ASINL520P		20 AMP 125 VOLT	ASL520R-BK 44656	ASOUL520R FML520R
L5-30P		ASL530P-BK 44228	ASINL530P ASL530PBX		30 AMP 125 VOLT	ASL530R-BK 44644	ASOUL530R FML530R 44135
L14-20P		ASL1420P-BK 44227	ASINL1420P ASL1420PBX		20 AMP 125/250 VOLT	ASL1420R-BK 44243	ASOUL1420R FML1420R 44134
L14-30P		ASL1430P-BK 44229	ASINL1430P ASL1430PBX		30 AMP 125/250 VOLT	ASL1430R-BK 44239	ASOUL1430R FML1430R 44136
5-15P		AS515P AS515PL* ASE515P*	ASIN515P ASIN515P-WC* 44655		15 AMP 125 VOLT	AS515R	ASOU515RL-WC *AS515PL=LIGHT *ASE515P=ELBOW *WC = WEATHER COVERS
5-20P		AS520P ASE520P*	ASIN520P ASIN520P-WC*		20 AMP 125 VOLT	AS520R ASE520P*	ASOU520R-WC *WC = WEATHER COVERS
TT-30P		ASTT30P* 44237 ASTT30P-S* 44234	N/A		30 AMP 125 VOLT	ASTT30R* 44238 ASTT30R-S*	ASOUTT30R 44120 *THIS PRODUCT IS AN ELBOW STYLE BUT DOES NOT ROTATE. *S = STRAIGHT
14-50P		AS1450P*	N/A		50 AMP 125/250 VOLT	AS1450R	N/A *THIS PRODUCT IS AN ELBOW STYLE BUT DOES NOT ROTATE.
SS2-50P		AS-SS250P	CS6375 ASINSS2PBX		50 AMP 125/250 VOLT	AS-SS250R 44648	N/A CS6369

7-WAY TRAILER




RV7Wplug
44790



RV7Wsocket
44780



RV7WST-Wire
78184



RV7WROJ-096
44971



RV7WBOX-096
44661




7Waywire-100
43473


ACCESSORIES



50ARCV 44649
50A 4-Prong
Weather Boot



IN515520
INLET EXTENDER



IN515B515



RV30ASGP 30A
Surge Protector
Circuit Analyzer



IN515520WT
INLET EXTENDER



NEMA 5-15P

How to Find your Power Solution



STEP ONE

Recognize Your Outlet or Power Source

You need to know the outlet and power source you are using. Every connection has a NEMA configuration, a rating, and is the male or female counterpart in a pair.

The term **receptacle** is another word for an **outlet**. The receptacle is found on the power source and is often indicated by the letter **R** in our product names, descriptions, and NEMA configurations.

We have simple tips to help you **recognize the outlet**.

1. What is the power source or equipment you are using?
2. What are the NEMA configuration numbers on the outlet?
3. What is the voltage and amperage rating for the outlet or power source?

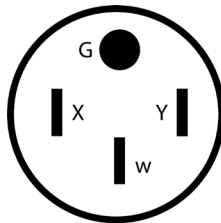
EXAMPLES

4-PRONG DRYER CONNECTIONS

Outlet Example 14-50R Outlet **NEMA Configuration** NEMA 14-50R



50 Amp - 125/250 Volt - Four Prong



STEP TWO

Recognize the Application You are Powering

"What are you trying to power?" that is the question we need answered. The common term *application* refers to equipment, the device, or plug/inlet side.

Like step one, the application plug has a NEMA configuration. It contains a rating and is the male or female counterpart in a pair.

The term **plug**, is indicated by the letter **P** in our product names, descriptions, and NEMA configurations.

We have simple tips to help you **recognize the plug or inlet**.

1. What is the equipment to power?
2. What are the plug NEMA configuration numbers? *They can be found on the plug, label, or user manual.*
3. What are the voltage and amperage ratings for the equipment?

If the NEMA configuration numbers are not visible on the outlet, you can use our search terms and configuration drawing examples to find the correct products. It is important to use more than just the rating when trying to find the product solution you need. Make sure the voltage, amperage, number of prongs, and equipment type all match.



Looking at the example images, you think the connections don't match. The images are opposite one another. When you turn the plug and face it to the outlet, the prongs are opposite the front facing view you see in the example

STEP THREE

Product Search and Determination

Now you know both the male and female sides, making it easier to identify the correct product on our site.

Find the **www.ACWORKS.com** search bar.

Type the NEMA configurations you found for both sides, starting with the outlet.

Most of these search terms will populate available products. If there is no solution using the search terms you identified, one of a few things may have happened.

1. The information identified is incorrect.
2. There is no solution for the scenario you are requesting.
3. There are more search tips on the back of this page.
4. What do you do now? Text us for an easy to find accurate solution if you have trouble finding it on the site.

SEARCH TIPS

Now it's time to find the power solution you need. Use the NEMA configurations you found to search for any products you want. **Here is an example:**

YOUR SEARCH REVEALED THE FOLLOWING:

1450TT30 or 1450TT

If you have a NEMA 14-50R range outlet and need to plug a 30A RV with a NEMA TT-30P plug into it, the search term is 1450TT30. This search term will populate any available variation of the product you need.

In some cases, there are many variations of the same product. Compact adapters, flexible adapters, power distribution, protective power, extension/power cords, and more.

POWER SOURCE

Household
15 Amp - 125 Volt

RV/Travel Trailer
30 Amp - 125 Volt

Generator
30 Amp - 125 Volt

4-Prong Range
50 Amp - 125/250 Volt

OUTLET CONFIGURATION

NEMA 5-15R
3-Prong

NEMA TT-30R
3-Prong

NEMA L5-30R
3-Prong

NEMA 14-50R
4-Prong



EQUIPMENT PLUG CONFIGURATION

NEMA 5-15P
3-Prong

NEMA TT-30P
3-Prong

NEMA L5-30P
3-Prong

NEMA 14-50P
4-Prong



This search method is used on our website to find the product you need more efficiently. Here, we limited the number of NEMA configuration examples to the most common RV connections. If you have trouble finding the item you need, reach out to our customer service department. (414) 434-2220



24/7 Customer Service (414) 434-2220
Text Questions to (414) 323-3240
Email: Info@ACConnectors.com
www.ACWORKS.com | www.ACWORKS.ca
Version 1, ©2024 Cordtec Power Corp.