





















































COLOUR EQUIVALENCE CHART: CMYK (4-C PROCESS)

PLEASE NOTE: COLOURS MAY VARY. DIFFERENT FABRICS RESULT IN DIFFERENT COLOURS, ESPECIALLY 2-TONE FABRICS.

NAME		C	M	Y	K
AEGEAN		100	0	33	35
AIR BLUE		55	24	0	9
AMAZON		85	24	93	9
APRICOT		0	69	100	4
AQUAMARINE		100	0	8	13
APPLE GREEN		34	13	100	0
ANGEL BLUE		73	0	36	0
ATLANTIC BLUE		50	25	0	10
BEECH		82	76	100	30
BEIGE		9	19	23	0
BIRCH		9	6	17	0
BLACK		100	35	0	100
BLACK PIGMENT DYED		23	0	0	79
BLACK CORD		100	35	0	100
BLACK EMBOSSED TEXTURE		71	66	65	73
BLACK LEATHER		100	35	0	100
BLUE (SLATE)		50	25	0	10
BLAZE YELLOW		8	5	84	0
BLUE ICE		50	25	0	10
BLUERIDGE		100	69	0	91
BLUESMOKE		100	62	0	38
BLUESTEEL		100	56	0	23
BOLD RED (SHINING BAG)		21	97	91	11
BRACKEN		57	80	100	45
BRICK		0	100	96	28
BROWN		57	80	100	45

NAME		C	M	Y	K
BURNT ORANGE		0	67	100	28
BURNT RUSSET		0	100	34	53
BUTTERCUP		0	30	100	0
CAMEL (GOLF)		33	28	58	0
CAMEL 2-TONE FABRIC		0	10	33	72
CANTEEN		0	27	36	72
CANADA RED		9	98	93	1
CARBON (GOLF)		0	0	0	77
CARBON ENZYME WASH		0	0	0	100
CARBON MELANGE (TEXTURE)		65 26	57 22	52 22	29 0
CARBON HEATHER (TEXTURE DFZ-1)		71 17	66 12	65 13	72 0
CARBON HEATHER (TEXTURE)		0 0	0 0	0 4	100 53
CARDINAL		0	100	63	29
CAROLINA BLUE		68	34	0	0
CATAMARAN		0	24	94	0
CELERY		0	2	100	20
CELTIC GREEN		100	0	91	20
CHALK WHITE		9	6	17	0
CHARCOAL		16	0	31	82
CHARCOAL 2-TONE FABRIC		23	2	0	77
CHARCOAL WOOL		73	66	62	67
CHARCOAL TWILL TEXTURE		11	1	0	64
CHIPOTLE		0	69	100	4
CINDER		33	3	0	95
CLAY (SILK)		0	8	22	56
CLAY		0	10	33	72













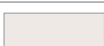











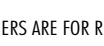


 NEW COLOUR



























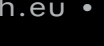
ATTENTION: PANTONE REFERENCE NUMBERS ARE FOR REFERENCE ONLY. LIGHT REFLECTING FROM THE FABRIC WEAVE MAY APPEAR DIFFERENT DEPENDING ON LIGHTING CONDITIONS. PLEASE USE ACTUAL SAMPLE FOR ANY LOGO EMBELLISHMENT REFERENCE OR PRECISE COLOUR MATCH REFERENCE.

FILE UPDATED: JAN 2016

COLOUR EQUIVALENCE CHART: CMYK (4-C PROCESS)

PLEASE NOTE: COLOURS MAY VARY. DIFFERENT FABRICS RESULT IN DIFFERENT COLOURS, ESPECIALLY 2-TONE FABRICS.

NAME		C	M	Y	K
CLOUDBURST		0	0	0	61
COAL		21	0	23	75
COBALT		58	17	0	46
COCOA		82	76	100	30
COCONUT		0	36	100	63
COFFEE		0	22	100	89
CONCRETE		0	2	0	68
COOL BLUE		50	25	0	10
COOL BLUE (2013)		100	56	0	23
COOL BLUE (SHINING BAG)		100	62	7	0
COPPER		30	56	100	37
CORAL GOLD		0	61	97	0
CORNSILK		0	18	100	15
CRAMBERRY		0	2	3	6
CREAM		0	2	3	6
CUSTARD		0	19	51	0
CYBER YELLOW		0	16	100	0
DEEP INDIGO		100	80	30	5
DESERT CAMO		71 62 47	64 54 57	65 64 93	72 36 39
DK CREAM		0	0	0	0
DK.CRIMSON		0	100	61	46
DK.FERN		82	76	100	30
DK.FOREST		100	0	33	94
DK.GRANITE		33	3	0	95
DK.ORANGE		0	79	100	11
DK.MANGO		0	95	100	29
DK. PINK		21	61	0	4

NAME		C	M	Y	K
DARK RED		21	100	95	12
DK. TAN		30	56	100	37
DUNE		0	11	20	47
EARTH		30	56	100	37
EARTH ENZYME STONE WASH		0	9	50	24
EARTH ENZYME SOFTNER WASH		0	11	20	47
EARTH CORD		30	56	100	37
EBONY		33	3	0	95
EBONY (FLEECE)		23	2	0	77
EGGPLANT		11	100	0	43
EGGSHELL		9	15	34	0
ELECTRIC BLUE		85	24	0	0
ELM		13	0	18	33
ELMWOOD		0	14	28	55
ENSIGN BLUE		100	44	0	76
ESPRESSO (GOLF)		0	3	55	100
ESPRESSO (CJX-1)		58	55	78	45
ETCHED PRINT		0 65	0 56	0 53	100 29
FERN		87	66	22	5
FEDERAL BLUE		65	58	100	35
FLAME ORANGE		0	48	95	0
FLAME RED		0	100	62	0
FOREST		76	0	64	62
FOREST ENZYME STONE WASH		16	0	74	57
FUSCHIA		27	100	0	2
FUSCHIA RED		0	100	7	19
GENUINE LEATHER		80	73	100	20

■ NEW COLOUR

ATTENTION: PANTONE REFERENCE NUMBERS ARE FOR REFERENCE ONLY. LIGHT REFLECTING FROM THE FABRIC WEAVE MAY APPEAR DIFFERENT DEPENDING ON LIGHTING CONDITIONS. PLEASE USE ACTUAL SAMPLE FOR ANY LOGO EMBELLISHMENT REFERENCE OR PRECISE COLOUR MATCH REFERENCE.

FILE UPDATED: JAN 2016

COLOUR EQUIVALENCE CHART: CMYK (4-C PROCESS)

PLEASE NOTE: COLOURS MAY VARY. DIFFERENT FABRICS RESULT IN DIFFERENT COLOURS, ESPECIALLY 2-TONE FABRICS.

NAME	C	M	Y	K
GOLD (PX-1)	0	30	100	0
GOLD (ZIPPER)	0	16	100	0
GOLD (DOWN)	0	16	77	0
GOLD (PFH)	0	18	100	15
GRANITE (JACKET)	0	0	0	72
GRAPHITE (PIMA COTTON)	0	0	0	72
GRAPHITE (FLEECE)	33	3	0	95
GRAPHITE (POLO)	0	2	0	68
GRAPHITE (JACKET BEFORE 2011)	0	0	0	61
GREEN (JACKET)	64	40	62	18
GREEN	45	0	100	24
GREY (GOLF)	3	0	0	32
GREY	42	35	35	1
GREY MIX	0	0	0	31
GREYSTONE	12	0	12	30
GUNMETAL	11	1	0	64
HAZEL	75	68	100	10
HARVEST PUMPKIN	3	64	100	0
HEATHER CAMEL	0	8	22	56
HEATHER CHARCOAL	0	0	0	99
HEMP (PIGMENT DYED)	33	0	85	82
HERBAL	45	0	100	24
HI VIS GREEN	24	0	100	0
HOT RED	3	86	85	0
IMPERIAL	82	91	37	32
INDIGO	65	30	0	11
INDIGO 2-TONE FABRIC	65	30	0	11

NAME	C	M	Y	K
INDIGO (ENZYME WASH)	100	62	0	20
INSIGNIA	100	83	46	13
IRON	0	2	0	68
IVORY	0	0	26	11
IVORY (SILK)	6	9	23	0
KELP	0	24	36	72
KELLY GREEN	75	8	100	0
KHAKI (SHIRT)	0	20	50	30
KHAKI (GOLF)	0	5	11	23
KIWI	68	0	100	24
LAVENDER HERB	30	44	13	0
LEMON DROP	0	9	58	0
LIME GREEN	41	0	78	0
LODEN	3	0	31	75
LT. AQUA (GOLF)	92	0	15	5
LT. BLUE	49	11	0	0
LT. BLUE (TEXTURE)	68	34	0	0
LT. BROWN	30	56	100	37
LT. INDIGO	100	80	70	25
LT. GREY (TEXTURE BXX-1)	0	0	0	31
LT. GREY (TEXTURE)	0	0	0	61
LT. JADE	35	0	16	54
LT. PEWTER	23	2	0	77
LT. PINK	6	49	0	0
LIGHT SPROUT (JACKET)	0	0	58	6
LILAC	6	49	0	0
LT. SPROUT (POLO)	10	0	74	0














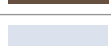













■ NEW COLOUR




























ATTENTION: PANTONE REFERENCE NUMBERS ARE FOR REFERENCE ONLY. LIGHT REFLECTING FROM THE FABRIC WEAVE MAY APPEAR DIFFERENT DEPENDING ON LIGHTING CONDITIONS. PLEASE USE ACTUAL SAMPLE FOR ANY LOGO EMBELLISHMENT REFERENCE OR PRECISE COLOUR MATCH REFERENCE.

FILE UPDATED: JAN 2016

COLOUR EQUIVALENCE CHART: CMYK (4-C PROCESS)

PLEASE NOTE: COLOURS MAY VARY. DIFFERENT FABRICS RESULT IN DIFFERENT COLOURS, ESPECIALLY 2-TONE FABRICS.

NAME		C	M	Y	K
LT.TAUPE		33	28	58	0
MAIZE		0	28	76	0
MANDARIN		0	61	97	0
MANGO		0	54	93	0
MARINE BLUE (LWS-1)		58	17	0	46
MARINE BLUE		91	53	0	0
MAROON		65	100	100	35
MAUVE		10	43	0	2
MAZE		35 20	41 28	100 100	9 0
METHYL BLUE		100	34	0	2
MID GREY		0	0	0	61
MIDNIGHT		100	80	70	25
MINT		7	0	11	23
MILITARY BROWN		0	27	36	72
MIST (GOLF)		12	7	2	0
MOSS		0	27	100	51
MUD		0	43	100	33
MUSHROOM		0	8	22	56
MUTED LIME		0	0	58	6
NATURAL		0	13	15	45
NAUTICAL RED		0	100	80	2
NAVY		100	64	0	60
NAVY (GOLF)		100	68	0	52
NAVY MELANGE (TEXTURE)		77 43	60 29	44 25	26 0
NAVY MELANGE (TEXTURE DFZ-1)		100 66	87 52	42 45	52 17
NAVY LEATHER		100	80	70	25
NILE		10	0	49	28

NAME		C	M	Y	K
NIGHTSHADOW		100	80	30	5
OCEAN BLUE (BAG MATTE)		85	68	30	12
OFFWHITE		0	3	19	6
OLIVE (VEST)		0	2	87	59
OLIVE		0	3	55	87
OLIVE DRAB		0	0	15	82
OLIVE PLAID		3	0	31	75
OMBRE BLUE		100	44	0	76
ORANGE		0	66	88	0
ORANGE (BAG SHINING)		0	74	98	0
ORANGE RUST		0	66	100	7
OXFORD BLACK		0	0	0	100
OXFORD GREY		0	0	0	44
OX GREY MELANGE		0	0	0	77
OXFORD NAVY		100	80	70	25
OXFORD RED		0	100	60	55
OXFORD TAN		20	32	58	0
PACIFIC BLUE		65	30	0	11
PARCHMENT		0	0	9	20
PALE BLUE		15	0	0	9
PEBBLE		0	5	15	5
PEPPERMINT		68	0	100	24
PERIDOT		45	0	100	24
PERSIAN JEWEL		55	30	0	0
PERSIMMON		0	43	70	0
PEWTER		11	1	0	64
PINE BARK		0	18	21	56

 NEW COLOUR

ATTENTION: PANTONE REFERENCE NUMBERS ARE FOR REFERENCE ONLY. LIGHT REFLECTING FROM THE FABRIC WEAVE MAY APPEAR DIFFERENT DEPENDING ON LIGHTING CONDITIONS. PLEASE USE ACTUAL SAMPLE FOR ANY LOGO EMBELLISHMENT REFERENCE OR PRECISE COLOUR MATCH REFERENCE.

FILE UPDATED: JAN 2016

COLOUR EQUIVALENCE CHART: CMYK (4-C PROCESS)

PLEASE NOTE: COLOURS MAY VARY. DIFFERENT FABRICS RESULT IN DIFFERENT COLOURS, ESPECIALLY 2-TONE FABRICS.

NAME		C	M	Y	K
PINK (FLEECE)		0	95	27	0
PINK		0	25	4	0
PINK (PX-1W)		0	34	3	0
PINK CORAL		0	84	9	0
PLATINUM		5	0	0	45
PLUM		80	100	85	25
PORT ROYALE		0	73	100	80
PURPLE		59	100	0	32
PURPLE (BAG MATTE)		57	73	31	10
QUARRY		24	18	42	7
RED		0	100	80	2
RED (GOLF)		0	100	63	29
RED BUD		0	100	36	37
RED CLAY		0	79	100	11
REGATTA		100	58	0	23
REVERSE BLUE		0	100	60	55
RIBBON RED (POLO)		0	100	63	29
RIBBON RED		0	100	57	5
RHODODENDRON		46	100	100	15
ROYAL		100	72	0	18
RUSSET LEATHER		75	68	100	10
SAFETY YELLOW		20	0	85	0
SAGE HEATHER (TEXTURE)		55 51	53 49	59 57	25 18
SALMON		0	59	56	0
SAND (SG-10)		0	4	8	17
SAND		0	7	39	17
SAPHIRE		100	81	8	0

NAME		C	M	Y	K
SAND STONE		0	2	5	9
SCARLET		0	100	63	29
SEAL BROWN		57	80	100	45
SEAL BROWN (TWILL JACKET)		55	83	59	25
SIGNAL RED		0	100	81	4
SILVER		0	0	0	77
SILVER (GOLF)		0	0	16	50
SILVER (POLO)		55	40	38	4
SEQUOIA		50	58	100	45
SKY (GOLF)		41	2	0	0
SKY BLUE (JACKET)		100	30	0	20
SKY BLUE		30	15	0	0
SLATE		21	0	23	75
SLATE ENZYME SOFTNER WASH		0	0	0	77
SLATE BLUE		100	0	28	65
SLATE BROWN		0	30	66	98
SLATE GREEN		100	0	28	65
SMOKE		25	2	0	77
SPICE		0	79	100	11
SPORT RED		0	100	62	0
■ SPRING GREEN		36	0	93	0
SPORT RED (ATHLETIC)		0	100	99	4
SPROUT (GOLF)		20	0	100	19
STADIUM RED		0	100	79	20
■ STEEL BLUE CAMO		81 97 77	71 76 60	59 51 44	76 57 26
STEEL GREY		21	0	23	75
STONE		0	7	17	43



























■ NEW COLOUR









ATTENTION: PANTONE REFERENCE NUMBERS ARE FOR REFERENCE ONLY. LIGHT REFLECTING FROM THE FABRIC WEAVE MAY APPEAR DIFFERENT DEPENDING ON LIGHTING CONDITIONS. PLEASE USE ACTUAL SAMPLE FOR ANY LOGO EMBELLISHMENT REFERENCE OR PRECISE COLOUR MATCH REFERENCE.

FILE UPDATED: JAN 2016

COLOUR EQUIVALENCE CHART: CMYK (4-C PROCESS)

PLEASE NOTE: COLOURS MAY VARY. DIFFERENT FABRICS RESULT IN DIFFERENT COLOURS, ESPECIALLY 2-TONE FABRICS.

NAME		C	M	Y	K
STONE (GOLF)		0	5	11	23
STRIKING PURPLE		44	83	0	0
STORM GREY		33	3	0	95
SUNDANCE		0	10	100	0
SUNSET		0	61	97	0
SUNSET CORAL		0	66	100	7
TAN		0	31	62	18
TAPESTRY (GOLF)		100	56	0	23
TAUPE		3	0	31	75
TEAK		0	40	22	87
TEAL		100	0	31	23
TECH NAVY		100	30	70	25
TEAM RED		7	100	85	1
TECH OXFORD GREY		0	0	0	61
TITANIUM (POLO)		13	11	12	0
TOFFEE		50	58	100	45
TREETOP GREEN		74	15	100	2
TREETOP GREEN (FLEECE)		65	26	100	9
TRUE NAVY		100	44	0	76
TRUE RED		0	100	80	2
URBAN		21	0	23	75
VANILLA		6	9	23	75
VERY GRAPE		47	64	28	0
WALNUT		50	58	100	45
WASABI		23	0	100	17
WARM RED		0	96	83	0

NAME		C	M	Y	K
WHISPERING BLUE		19	0	6	0
WILD BERRY (JACKET)		47	99	36	16
WILD BERRY (FLEECE)		33	100	33	7
WILD BERRY (BAG)		5	97	0	0
WINTER WHITE		9	6	17	0
YAM		0	47	100	8
YELLOW		0	9	80	0
YELLOW (BAG MATTE)		0	22	100	0

 NEW COLOUR

ATTENTION: PANTONE REFERENCE NUMBERS ARE FOR REFERENCE ONLY. LIGHT REFLECTING FROM THE FABRIC WEAVE MAY APPEAR DIFFERENT DEPENDING ON LIGHTING CONDITIONS. PLEASE USE ACTUAL SAMPLE FOR ANY LOGO EMBELLISHMENT REFERENCE OR PRECISE COLOUR MATCH REFERENCE.

FILE UPDATED: JAN 2016