



Measurement

A= The total length from the nose to the highest trailing center edge.

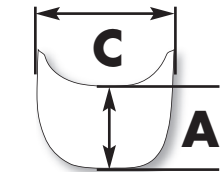
B= From a flat surface to the highest trailing center edge.

C= The total width from the widest trailing edge of the screen.

Notes: Additional screen info.

(20) SR™ SERIES (STOCK REPLACEMENT)

MEASUREMENT



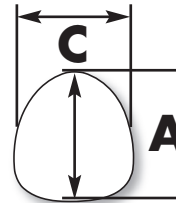
A=	"	CM
B=	"	CM
C=	"	CM




NOTES:

(24) CORSA SERIES (CORSA)

MEASUREMENT



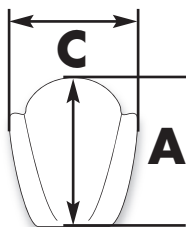
A=	"	CM
B=	"	CM
C=	"	CM




NOTES:

(16) DOUBLE BUBBLE® SERIES (DB)

MEASUREMENT

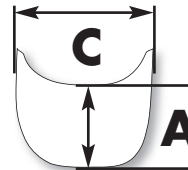


A=	"	CM
B=	"	CM
C=	"	CM



NOTES:

MEASUREMENT



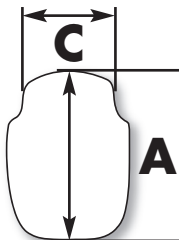
A=	"	CM
B=	"	CM
C=	"	CM



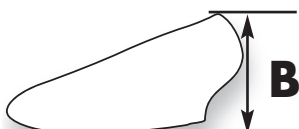
NOTES:

(23) SPORT TOURING SERIES (ST)

MEASUREMENT

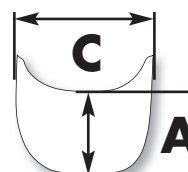


A=	"	CM
B=	"	CM
C=	"	CM



NOTES:

MEASUREMENT



A=	"	CM
B=	"	CM
C=	"	CM



NOTES: