



Measurement

A= The total length from the nose to the highest trailing center edge.

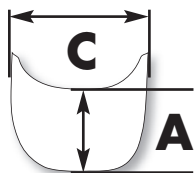
C= The total width from the widest trailing edge of the screen.

B= From a flat surface to the highest trailing center edge.

Notes: Additional screen info.

(20) SR™ SERIES (STOCK REPLACEMENT)

MEASUREMENT



A= " CM

B= " CM

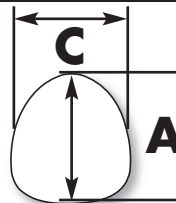
C= " CM



NOTES:

(24) CORSA SERIES (CORSA)

MEASUREMENT



A= " CM

B= " CM

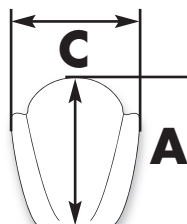
C= " CM



NOTES:

(16) DOUBLE BUBBLE® SERIES (DB)

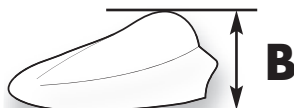
MEASUREMENT



A= " CM

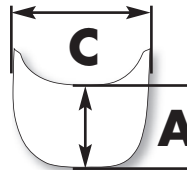
B= " CM

C= " CM



NOTES:

MEASUREMENT



A= " CM

B= " CM

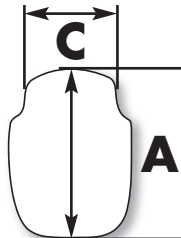
C= " CM



NOTES:

(23) SPORT TOURING SERIES (ST)

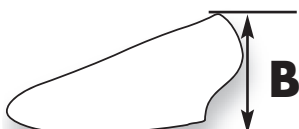
MEASUREMENT



A= " CM

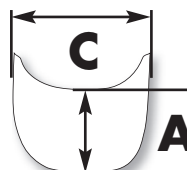
B= " CM

C= " CM



NOTES:

MEASUREMENT



A= " CM

B= " CM

C= " CM



NOTES: