

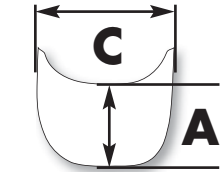
Measurement

A= The total length from the nose to the highest trailing center edge.
C= The total width from the widest trailing edge of the screen.

B= From a flat surface to the highest trailing center edge.
Notes: Additional screen info.

(20) SR™ SERIES (STOCK REPLACEMENT)

MEASUREMENT



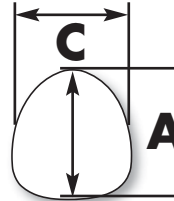
A= 11.14"	28.3 CM
B= 6.02"	15.3 CM
C= 0.00"	CM



NOTES:
Hole Size 5/16"

(24) CORSA SERIES (CORSA)

MEASUREMENT



A= 0.00"	CM
B= 0.00"	CM
C= 0.00"	CM



NOTES:

(16) DOUBLE BUBBLE® SERIES (DB)

MEASUREMENT



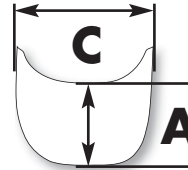
A= 0.00"	CM
B= 0.00"	CM
C= 0.00"	CM



NOTES:

(22) PRO SERIES RACE SCREEN

MEASUREMENT



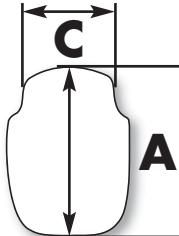
A= 11.14"	28.3 CM
B= 5.63"	14.3 CM
C= 0.00"	CM



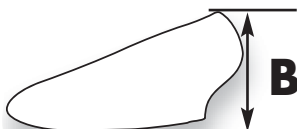
NOTES:
FOR USE WITH RACE
BODY WORK. NOT FOR
FACTORY BODY.
CONTACT OUR RACE SU

(23) SPORT TOURING SERIES (ST)

MEASUREMENT

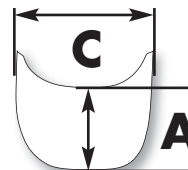


A= 14.37"	36.5 CM
B= 7.76"	19.7 CM
C= 0.00"	CM



NOTES:
Hole Size 5/16"

MEASUREMENT



A= 0.00"	CM
B= 0.00"	CM
C= 0.00"	CM



NOTES: