

CONTENTS

MODEL : YM276(D) (R1573)

PC NO : Y00T2321

Fig.No.	GROUP NAME
	ENGINE(3T84HA/-F/-S)
1.	CYLINDER BLOCK
2.	GEAR HOUSING
3.	MAIN BEARING HOUSING
4.	LABELS(FOR ENGINE)
5.	CYLINDER HEAD
6.	BONNET & AIR BREATHER
7.	AIR CLEANER
8.	SILENCER
9.	CAMSHAFT
10.	CRANKSHAFT & FLYWHEEL
11.	PISTON & CONNECTING ROD
12.	LUBRICATING OIL PUMP
13.	LUBRICATING OIL LINES
14.	COOLING WATER PUMP
15.	RADIATOR
16.	COOLING WATER LINES
17.	FUEL INJECTION PUMP
18.	FUEL INJECTION VALVE
19.	FUEL STRAINER
20.	FUEL LINES
21.	GOVERNOR MECHANISM
22.	ELECTRIC EQUIPMENT
23.	THERMOSTART
24.	STARTER 12V-1.8KW(TYPE S12-77)
25.	GENERATOR
26.	REPAIR KIT (FOR ENGINE)
27.	GASKET KIT (FOR ENGINE)

Fig.No.	GROUP NAME
	CHASSIS(YM276,YM276D)
28.	UNDERSLUNG EXHAUST SILENCER
29.	THROTTLE(STANDARD)
30.	THROTTLE(ENGLAND)
31.	THROTTLE(SCANDINAVIA)
32.	FUEL TANK
33.	FRONT AXLE BRACKET(STANDARD)
34.	FRONT AXLE BRACKET(ENGLAND)
35.	FRONT AXLE BRACKET(SCANDINAVIA)
36.	FRONT AXLE (FOR YM276)
37.	PROPELLER SHAFT (FOR YM276D)
38.	1ST SHAFT & RING GEAR (YM276D)
39.	CASING OF FRONT AXLE (YM276D)
40.	SPINDLE OF FRONT AXLE (YM276D)
41.	STEERING(STANDARD)
42.	STEERING(SCANDINAVIA)
43.	CLUTCH HOUSING(STANDARD)
44.	CLUTCH HOUSING(SCANDINAVIA)
45.	TRANSMISSION HOUSING(STANDARD)
46.	TRANSMISSION HOUSING(SCANDINAVIA)
47.	CENTER PLATE & P.S.PUMP
48.	TRANSMISSION GEARS
49.	CYLINDER OF P.S.CLUTCH
50.	P.T.O.DRIVE SHAFT
51.	COLUMN SHIFT
52.	RANGE SHIFT
53.	FRONT DRIVE (FOR YM276D)
54.	DIFFERENTIAL GEARS
55.	REAR AXLE HOUSING (1)
56.	REAR AXLE HOUSING(2)(STANDARD)

SOUTHERN FARM EQUIPMENT

WWW.SOUTHERNFARMEQUIPMENTIMPORTS.COM

1-251-957-2857

CONTENTS

MODEL : YM276(D) (R1573)

PC NO : Y00T2321

Fig.No. GROUP NAME

57. REAR AXLE HOUSING(2)(SCANDINAV
58. REAR AXLE SHAFT
59. BRAKES
60. HYDRAULIC PIPES
61. HYDRAULIC CYLINDER CASE
62. HYDRAULIC LIFT
63. HYDRAULIC CONTROL VALVE
64. OIL PRESSURE CONTROL(STANDARD)
65. OIL PRESSURE CONTROL(SCANDINAV
66. DRAFT CONTROL
67. ELECTRIC PARTS(USA & S.AFRICA)
68. ELECTRIC PARTS(FRANCE)
69. ELECTRIC PARTS(EUROPE)
70. ELECTRIC PARTS(ENGLAND)
71. ELECTRIC PARTS(SCANDINAVIA)
72. HOOD(USA & SOUTH AFRICA)
73. HOOD(FRANCE & EUROPE)
74. HOOD(ENGLAND & SCANDINAVIA)
75. FENDER(USA & SOUTH AFRICA)
76. FENDER(FRANCE & EUROPE)
77. FENDER(ENGLAND)
78. STEP(PORTUGAL)
79. SEAT(STANDARD)
80. SEAT(USA & SOUTH AFRICA)
81. THREE-POINT HITCH
82. DRAWBAR(STANDARD)
83. DRAWBAR(ENGLAND)
84. FRONT POWER TAKE OFF
85. LABEL(USA & SOUTH AFRICA)
86. LABEL(QUEBEC)

Fig.No. GROUP NAME

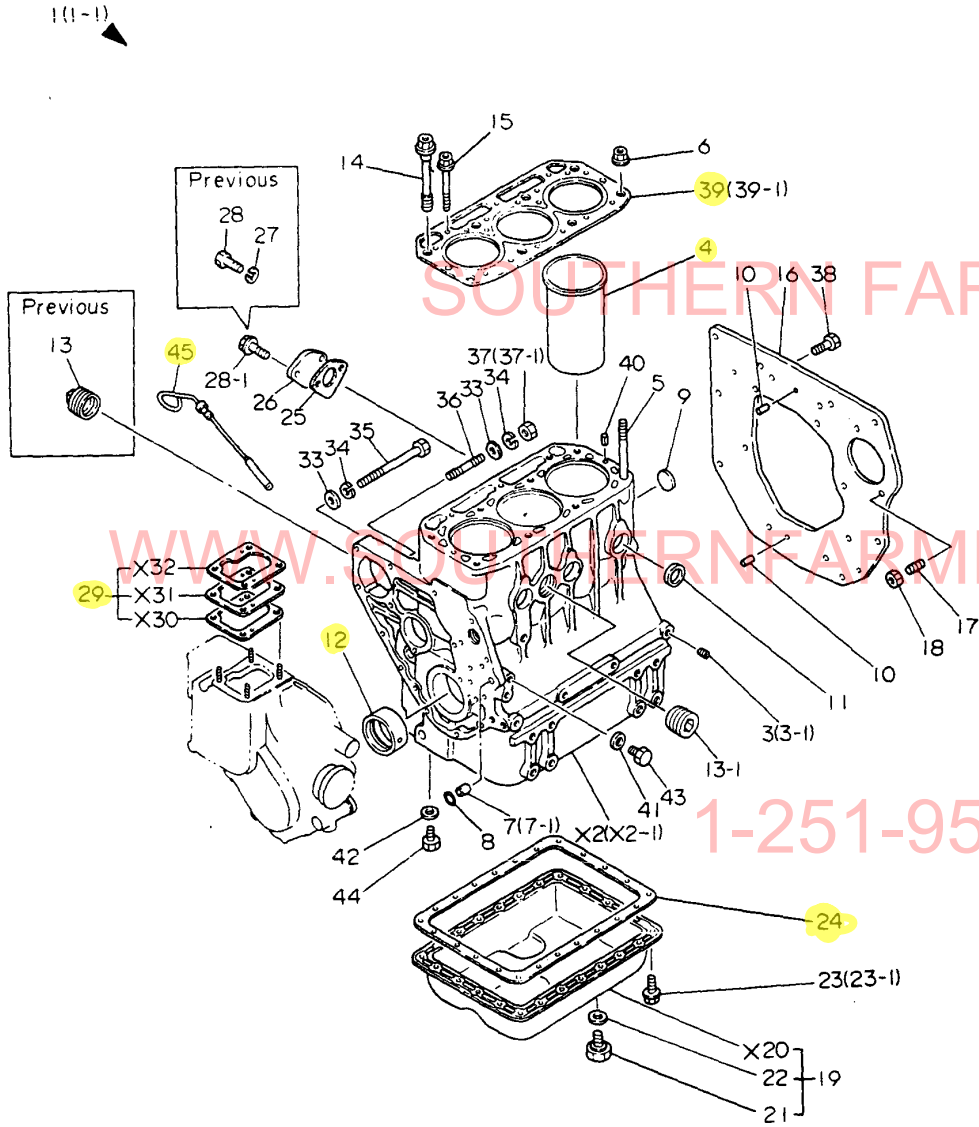
87. LABEL(EUROPE)
88. LABEL(NEW ZEALAND)
89. LABEL(FRANCE)
90. LABEL(ENGLAND)
91. LABEL(SCANDINAVIA)
92. TURF-TIRES(STANDARD)
93. TURF-TIRES(FRANCE)
94. AG TIRES(FOR YM276,STANDARD)
95. AG TIRES(FOR YM276,FRANCE)
96. AG TIRES(FOR YM276D,STANDARD)
97. AG TIRES(YM276D,FRANCE&ENGLAND)
98. LARGE TIRES(FOR YM276)
99. LARGE TIRES(FOR YM276D)
100. AG TIRES(YM276,EUROPE & SCANDI
101. TOOLS
102. FRONT & REAR WHEEL WEIGHT
103. HEATER(U.S.A.ONLY)
104. AG TIRES(USA ONLY,FOR YM276)
105. TURF-TIRES(U.S.A.ONLY)
106. AG TIRES(USA ONLY,FOR YM276D)
107. ROLL BAR(U.S.A.ONLY)

1-251-957-2857

WWW.SOUTHERNFARMEQUIPMENTIMPORTS.COM

Fig.1. CYLINDER BLOCK

Fig. 1 CYLINDER BLOCK



(A)=3T84HA
(B)=3T84HA-F
(C)=3T84HA-S

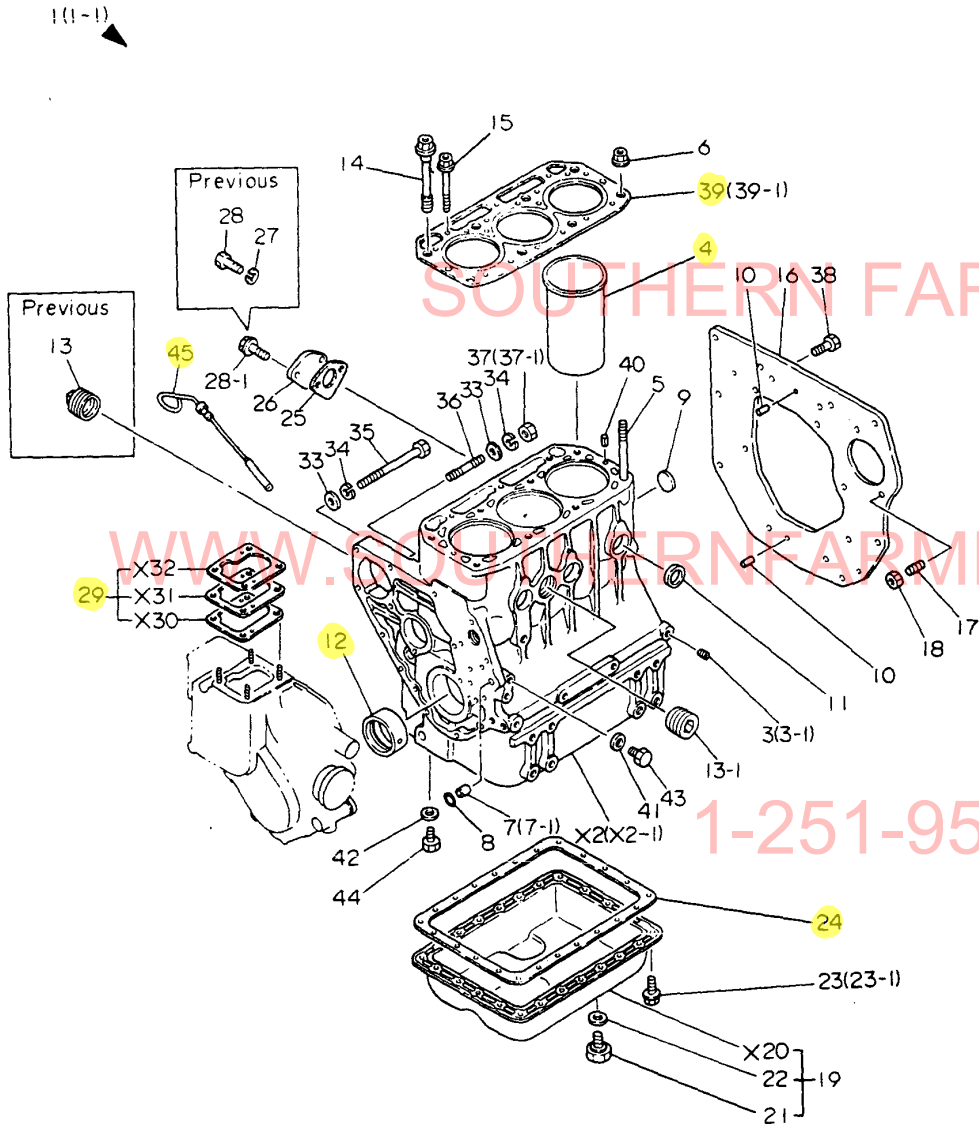
(D)=
(E)=
(F)=

REF.	LEV.	PARTS NO.	DESCRIPTION	Q'TY						I	R
				(A)	(B)	(C)	(D)	(E)	(F)		
1	1	729350-01560-Z	BLOCK ASSY, CYLINDER	1	1	1					
3	2	124060-01050	PLUG, PT1/8	8	8						
3-1	2	124060-01050	PLUG, PT1/8	6	6	6					K
4	2	129350-01100	LINER, CYLINDER	3	3	3					
5	2	124950-01210	STUD, CYL. HEAD	2	2	2					
6	2	121450-01220	NUT, CYL. HEAD	2	2	2					
7	2	105225-01900	GUIDE, O-RING	2							
7-1	2	124085-01900	GUIDE, O-RING	2	2	2					R
8	2	24311-000100	O-RING 1A P-10.0	2	2	2					
9	2	121450-01990	PLUG 30	1	1	1					
10	2	22312-080160	PARALLEL PIN 8X 16	2	2	2					
11	2	27243-300000	PLUG 30	6	6	6					
12	2	129350-02100	MAIN BEARING	1	1	1					
13	2	121750-01920	PLUG	1	1						
13-1	2	171051-01921	PLUG	1	1	1					R
14	1	129350-01200	STUD, CYL. HEAD	6	6	6					
15	1	129350-01230	BOLT, CYL. HEAD	3	3	3					
16	1	129350-01600-Z	FLANGE, MOUNTING	1	1	1					
17	1	124450-01610	STUD, STARTER	2	2	2					
18	1	26716-120002	NUT M12	2	2	2					
19	1	729350-01540-Z	SUMP ASSY, LUB. OIL	1	1	1					
21	2	104200-55080	PLUG, DRAIN	1	1	1					
22	2	43400-500450	SEAL WASHER 12	1	1	1					
23	1	121450-01710	BOLT	23	23	23					
23-1	1	26106-060082	BOLT M 6X 8 PLATED	23	23	23					N
24	1	121575-01750	GASKET, OIL SUMP	1	1	1					
25	1	121520-01850	GASKET, F.FEED PUMP	1	1	1					
25-1	1	121520-01851	GASKET, (NON ASB.)	1	1	1					N
26	1	121520-01860	COVER, BLIND	1	1	1					
27	1	22217-060000	SPRING WASHER 6	2	2						Z
28	1	26116-060182	BOLT M6X18	2	2						
28-1	1	26106-060182	BOLT M 6X 18 PLATED	2	2	2					N
29	1	121450-01951	SHIM SET	1	1	1					
33	1	22117-080000	WASHER 8	4	4	4					
34	1	22217-080000	SPRING WASHER 8	4	4	4					
35	1	26116-081102	BOLT M 8X110 PLATED	2	2	2					
36	1	26216-080302	STUD M 8X 30 PLATED	2	2	2					
37	1	26716-080002	NUT M 8	2	2						
37-1	1	26716-080002	NUT M 8	4	4	4					K
38	1	26206-100222	BOLT M10X22	10	10	10					
39	1	129350-01330	GASKET, CYL. HEAD	1	1						
39-1	1	129350-01331	GASKET, CYL. HEAD	1	1	1					N

N:Old ↔ New, Q:Old ↔ New, R:Old ↔ New, S:Old ↔ New, W:Add, Z:Discontinued, F:Set Change, K:Q'ty Change
 ++ CONTINUE ++ (C)Copy Rights YANMAR CO.,LTD and YANMAR AGRICULTURAL EQUIPMENT CO.,LTD.

Fig.1. CYLINDER BLOCK

Fig. 1 CYLINDER BLOCK



Y00T2321 1. CYLINDER BLOCK

(A)=3T84HA
(B)=3T84HA-F
(C)=3T84HA-S

(D)=
(E)=
(F)=

REF.	LEV.	PARTS NO.	DESCRIPTION	Q'TY						I	R
				(A)	(B)	(C)	(D)	(E)	(F)		
40	1	22351-060012	SPRING PIN 6X12	2	2	2					W
		(A=*1982.10)									
41	1	23414-120000	GASKET 12, ROUND	2	2	2					W
		(A=*1982.04)									
42	1	23414-120016	GASKET 12	2	2	2					W
		(A=*1982.05)									
43	1	23881-120002	PLUG 12	2	2	2					W
		(A=*1982.05)									
44	1	23887-120002	PLUG 12,HEX.	2	2	2					W
		(A=*1982.05)									
45	1	129350-34800	DIPSTICK, LUB. OIL	1	1	1					

SOUTHERN FARM EQUIPMENT

WWW.SOUTHERNFARMEQUIPMENTIMPORTS.COM

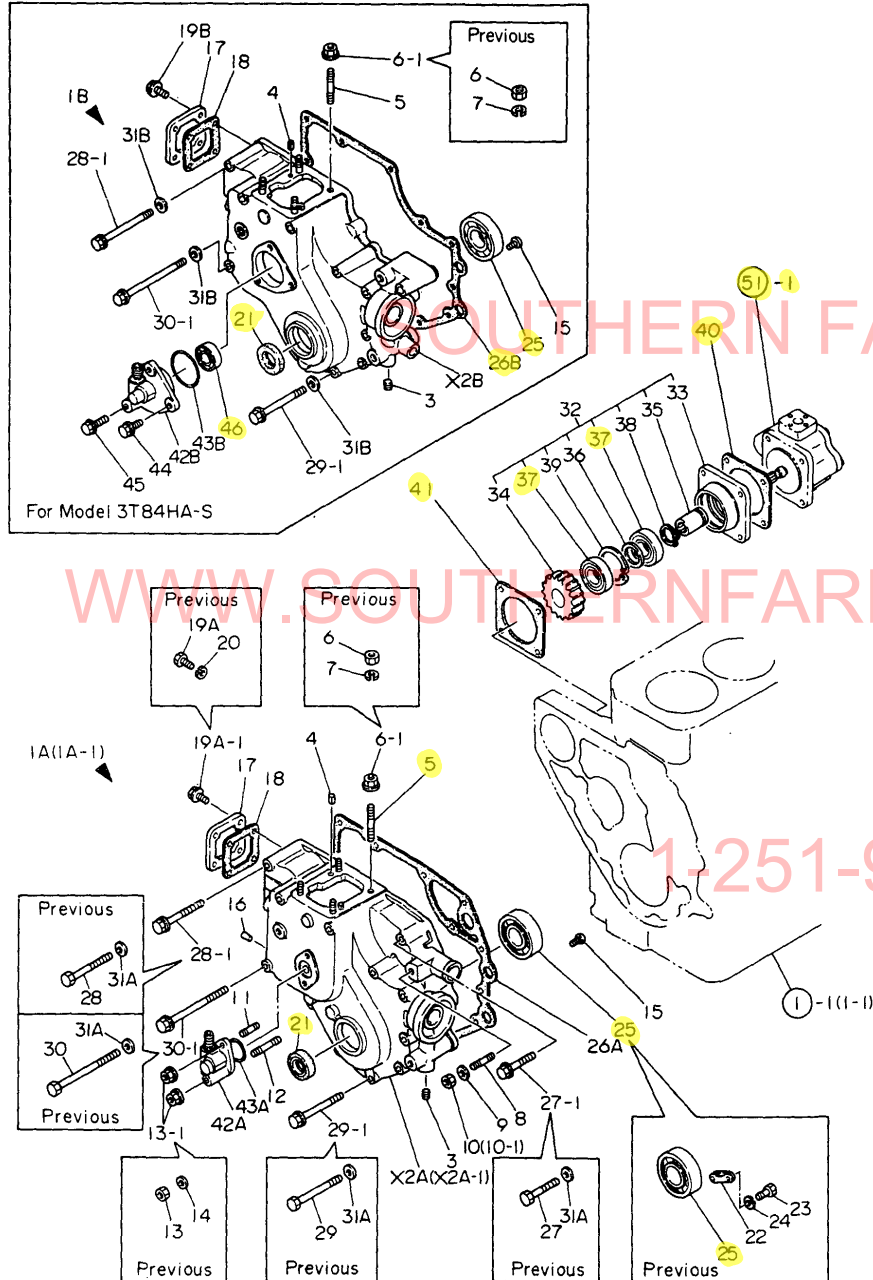
1-251-957-2857

Fig.2. GEAR HOUSING

(A)=3T84HA
(B)=3T84HA-F
(C)=3T84HA-S

(D)=
(E)=
(F)=

Fig. 2 GEAR HOUSING



REF.	LEV.	PARTS NO.	DESCRIPTION	Q'TY						I	R
				(A)	(B)	(C)	(D)	(E)	(F)		
1A	1	721454-01611-Z	HOUSING ASSY, GEARS	1							
1A-1	1	721454-01612-Z	HOUSING ASSY, GEARS	1	1						N
(A=*1981.)											
1B	1	729335-01612	HOUSING ASSY, GEAR					1			
3	2	124060-01050	PLUG, PT1/8	1	1	1					
4	2	22351-040010	SPRING PIN 4X10	2	2	2					
5	2	121450-01560	STUD M 8X 22	4	4	4					
6	2	26716-080002	NUT M 8	4	4	4					
6-1	2	194990-22050	NUT W/WASHER 8	4	4	4					S
(A=E/# A0364) (B=E/# A0364) (C=E/# A0364)											
7	2	22217-080000	SPRING WASHER 8	4	4	4					Z
(A=E/# A0364) (B=E/# A0364) (C=E/# A0364)											
8	2	121450-01570	STUD	1	1						
9	2	22117-100000	WASHER 10	1	1						
10	2	26716-100002	NUT M10	1	1						
10-1	2	26706-100002	NUT M10	1	1						N
(A=*1982.10) (B=*1982.10)											
11	2	26216-060142	STUD M 6X 14 PLATED	1	1						
12	2	26216-060352	STUD M 6X 35 PLATED	1	1						
13	2	26716-060002	NUT M 6	2	2						
13-1	2	26366-060002	NUT M 6	2	2						N
(A=*1982.10) (B=*1982.10)											
14	2	22117-060000	WASHER 6	2	2						Z
(A=*1982.10) (B=*1982.10)											
15	2	26587-080102	SCREW M 8X 10	1	1	1					
16	2	121085-01890	PLUG	1	1						
17	1	121450-01550	COVER, CYL. BLOCK	1	1	1					
18	1	121450-01531	GASKET, COVER	1	1	1					
19A	1	26116-060122	BOLT M 6X 12	4	4						
19A-1	1	26106-060122	BOLT M 6X 12 PLATED	4	4						N
(A=E/# 95454) (B=E/# 95454)											
19B	1	26106-060102	BOLT M 6X 10 PLATED			4					
20	1	22217-060000	SPRING WASHER 6	4	4						Z
(A=E/# 95454) (B=E/# 95454)											
21	1	121450-01801	SEAL TC25 40 8, OIL	1	1	1					
22	1	124085-01820	RETAINER, BEARING	1							Z
(A=*1981.)											
23	1	26116-040122	BOLT M 4X 12 PLATED	2							Z
(A=*1981.)											
24	1	22217-040000	SPRING WASHER 4	2							Z
(A=*1981.)											
25	1	24101-063050	BALL BEARING	1	1	1					
26A	1	121450-01511	GASKET, GEAR HOUSING	1	1						
26B	1	121575-01510	GASKET, GEAR HOUSING			1					
27	1	26116-080452	BOLT M 8X 45 PLATED	1	1						
27-1	1	26106-080452	BOLT M 8X 45 PLATED	1	1						N
(A=*1982.10) (B=*1982.10)											
28	1	26116-080752	BOLT M 8X 75 PLATED	2	2						
28-1	1	26106-080752	BOLT M 8X 75 PLATED	2	2	2					N
(A=*1982.10) (B=*1982.10)											
29	1	26116-080852	BOLT M 8X 85 PLATED	7	7						

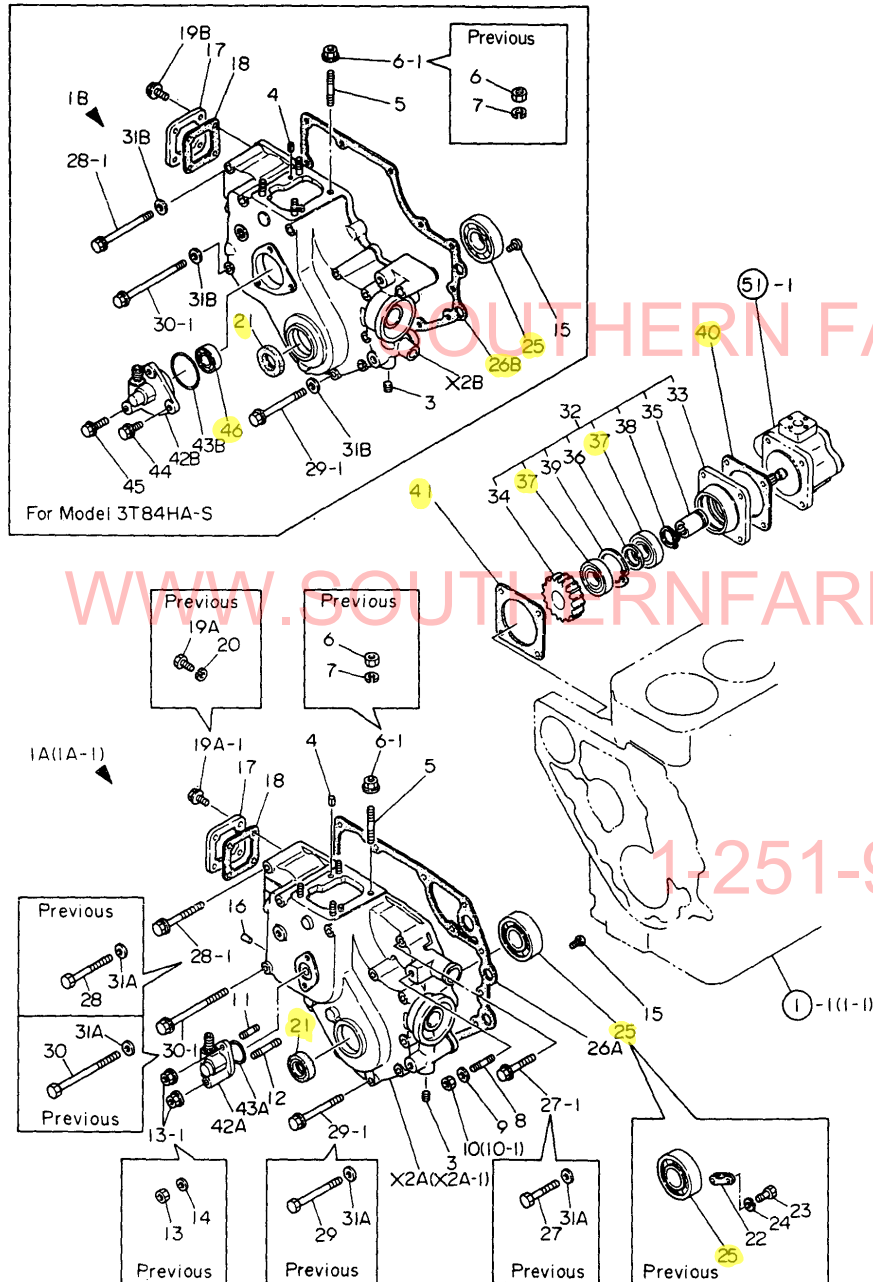
N:Old ↔ New, Q:Old ↔ New, R:Old ↔ New, S:Old ↔ New, W:Add, Z:Discontinued, F:Set Change, K:Q'ty Change
++ CONTINUE ++ (C)Copy Rights YANMAR CO.,LTD and YANMAR AGRICULTURAL EQUIPMENT CO.,LTD.

Fig.2. GEAR HOUSING

(A)=3T84HA
(B)=3T84HA-F
(C)=3T84HA-S

(D)=
(E)=
(F)=

Fig. 2 GEAR HOUSING



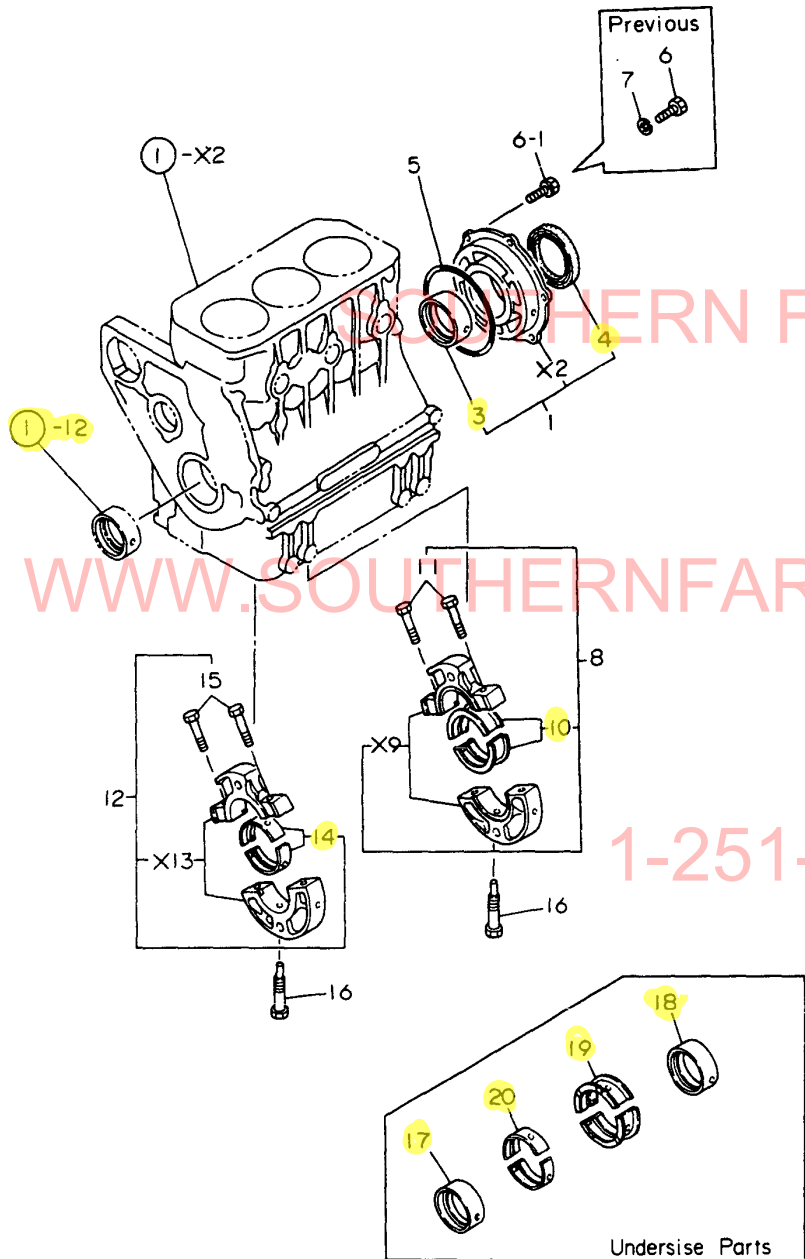
REF.	LEV.	PARTS NO.	DESCRIPTION	Q'TY						I	R
				(A)	(B)	(C)	(D)	(E)	(F)		
29-1	1	26106-080852 (A=*1982.10) (B=*1982.10)	BOLT M 8X 85 PLATED	7	7	7					N
30	1	26116-081152	BOLT M 8X115 PLATED	3	3						
30-1	1	26106-081152 (A=E/# 95454) (B=E/# 95454)	BOLT M 8X115 PLATED	3	3	3					N
31A	1	22117-080000 (A=*1982.) (B=*1982.)	WASHER 8	13	13						Z
31B	1	22117-080000 (C=E/# A2243)	WASHER 8			12					Z
32	1	129354-26000	GEAR UNIT	1	1	1					
33	2	129350-26050	BRACKET, HO-P	1	1	1					
34	2	129354-26200	GEAR	1	1	1					
35	2	129354-26400	SHAFT	1	1	1					
36	2	124950-26420	SPACER	1	1	1					
37	2	129350-26490	BALL BEARING	2	2	2					
38	2	22242-000250	CIRCLIP 25S	1	1	1					
39	2	22252-000470	CIRCLIP 47	1	1	1					
40	1	124240-01882	GASKET, HO-P	1	1	1					
40-1	1	124240-01883 (A=E/# A7791) (B=E/# A7791) (C=E/# A7791)	GASKET, (NON ASB.)	1	1	1					N
41	1	124950-26021	GASKET	1	1	1					
42A	1	121450-91400	GEAR UNIT	1	1						
42B	1	121456-91400	GEAR UNIT			1					
43A	1	24341-000260	O-RING 1A S-26.0	1	1						
43B	1	24341-000460	O-RING 1A S-46.0			1					
44	1	121456-91981	BOLT M8X 16 PLATED			2					
45	1	121456-91991	BOLT M8X 35 PLATED			1					
46	1	24101-062024	BALL BEARING			1					

Fig.3. MAIN BEARING HOUSING

(A)=3T84HA
(B)=3T84HA-F
(C)=3T84HA-S

(D)=
(E)=
(F)=

Fig. 3 MAIN BEARING HOUSING



REF.	LEV.	PARTS NO.	DESCRIPTION	Q'TY						I	R
				(A)	(B)	(C)	(D)	(E)	(F)		
1	1	721550-02500	HOUSING ASSY	1	1	1					
3	2	121550-02110	MAIN BEARING	1	1	1					
4	2	121551-02220	SEAL, OIL	1	1	1					
5	1	24341-001350	O-RING 1A S-135.0	1	1	1					
6	1	26116-080202	BOLT M 8X 20 PLATED	6	6						
6-1	1	26013-080202	BOLT W/WASHER M8X20	6	6	6					N
7	1	22217-080000	SPRING WASHER 8	6	6						Z
		(A=*1982.10) (B=*1982.10)									
8	1	729350-02610	HOUSING ASSY	1	1	1					
10	2	729350-02800	MAIN BEARING	1	1	1					1
11	2	121250-02070	BOLT	2	2	2					
12	1	729350-02620	HOUSING ASSY	1	1	1					
14	2	729350-02810	MAIN BEARING	1	1	1					2
15	2	121250-02070	BOLT	2	2	2					
16	1	121550-02300	BOLT	2	2	2					
17	1	129350-02310	MAIN BEARING US=0.25	1	1	1					3
18	1	121550-02320	MAIN BEARING US=0.25	1	1	1					3
19	1	129350-02330	MAIN BEARING US=0.25	1	1	1					3
20	1	129350-02350	MAIN BEARING US=0.25	1	1	1					3

Fig.4. LABELS(FOR ENGINE)

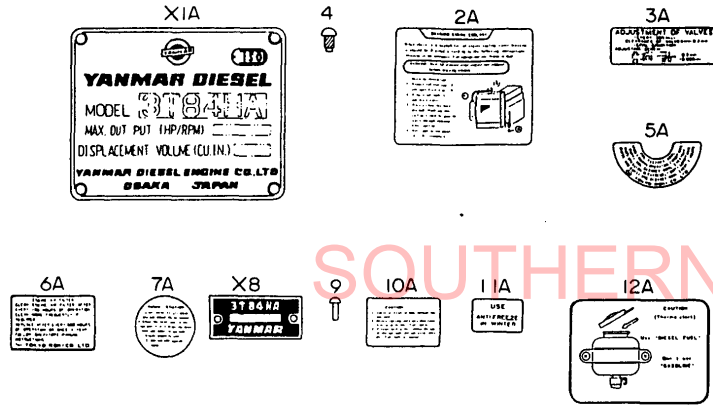
Y00T2321 4. LABELS(FOR ENGINE)

(A)=3T84HA
(B)=3T84HA-F
(C)=3T84HA-S

(D)=
(E)=
(F)=

Fig. 4 LABELS (FOR ENGINE)

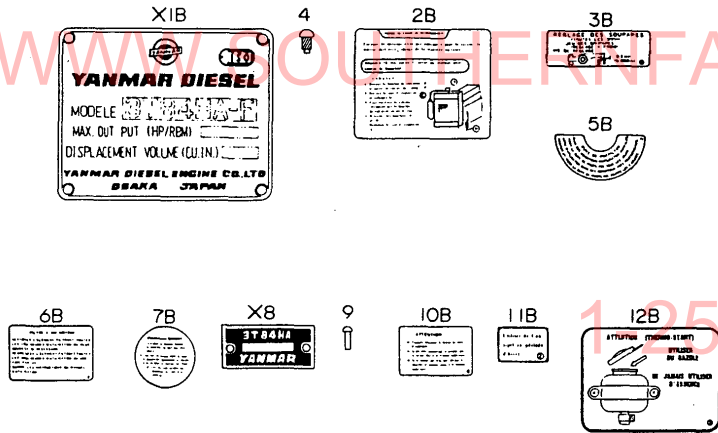
[English]



REF.	LEV.	PARTS NO.	DESCRIPTION	Q'TY						I	R
				(A)	(B)	(C)	(D)	(E)	(F)		
2A	1	121254-07150	LABEL, WATER DRAIN	1		1					
2B	1	121241-07150	LABEL, WATER DRAIN		1						
3A	1	124064-07160	LABEL, VALVE ADJUST.	1		1					
3B	1	124040-07160	LABEL, VALVE ADJUST.		1						
4	1	102210-07990	RIVET	4	4	4					
5A	1	121454-12480	LABEL, PRE-CLEANER	1		1					
5B	1	121440-12520	LABEL, PRE-CLEANER(F)		1						
6A	1	121454-12520	LABEL, AIR-CLEANER	1		1					
6B	1	121440-12480	LABEL, AIR CLEANER(F)		1						
7A	1	124764-44800	LABEL, RADIATOR	1		1					
7B	1	124740-44800	LABEL, RADIATOR		1						
9	1	124220-51890	RIVET, LABEL	1	1	1					
10A	1	124764-44810	LABEL, RESERVE TANK	1		1					
10B	1	124740-44810	LABEL, SUB-TANK		1						
11A	1	124764-44920	LABEL, ANTI-FREEZING	1		1					
11B	1	124740-44920	LABEL, ANTI-FREEZING		1						
12A	1	124764-77980	LABEL, FUEL CAUTION	1		1					
12B	1	124740-77980	LABEL, FUEL CAUTION		1						

For Model 3T84HA-F

[French]



For Model 3T84HA-S

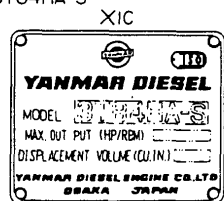
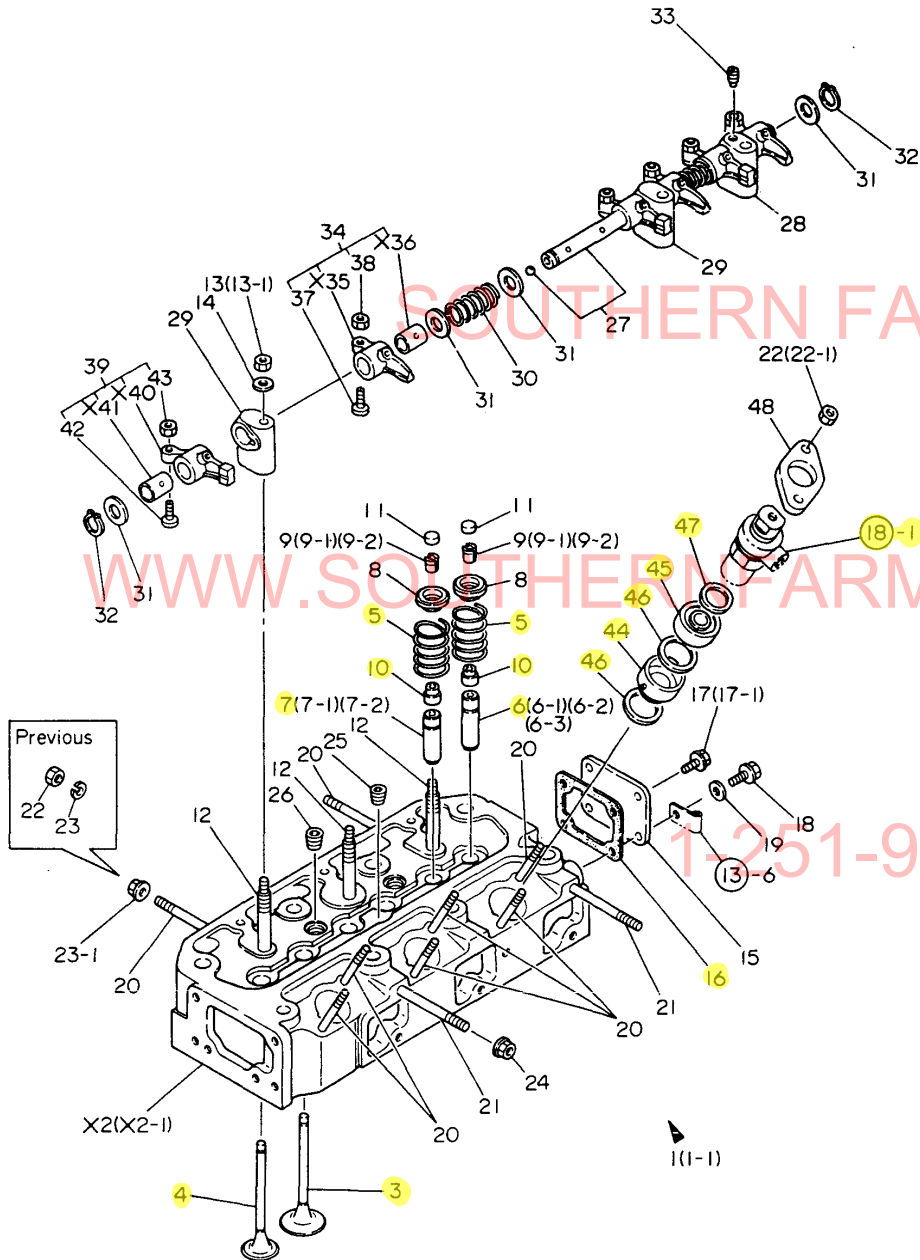


Fig.5. CYLINDER HEAD

Fig. 5 CYLINDER HEAD



Y00T2321 5. CYLINDER HEAD

(A)=3T84HA
(B)=3T84HA-F
(C)=3T84HA-S

(D)=
(E)=
(F)=

REF.	LEV.	PARTS NO.	DESCRIPTION	Q'TY						I	R
				(A)	(B)	(C)	(D)	(E)	(F)		
1	1	729354-11700-Z	HEAD ASSY, CYLINDER	1	1						
1-1	1	729354-11701-Z	HEAD ASSY, CYLINDER	1	1	1					N
		(A=*1981.) (B=*1981.)									
3	2	129350-11100	VALVE, SUCTION	3	3	3					
4	2	129350-11110	VALVE, EXHAUST	3	3	3					
5	2	104511-11120	SPRING, VALVE	6	6	6					
6	2	124450-11161	GUIDE, VALVE	3	3						
6-1	2	124450-11800	GUIDE, VALVE	3	3						N
		(A=*) (B=*)									
6-2	2	129150-11160	GUIDE, VALVE	3	3	3					N
		(A=E/# 95898) (B=E/# 95898)									
6-3	2	120130-11160	GUIDE, VALVE	3	3	3					N
		(A=E/# A2243) (B=E/# A2243) (C=E/# A2243)									
7	2	124450-11171	GUIDE, VALVE	3	3						
7-1	2	124450-11810	GUIDE, VALVE	3	3						N
		(A=*)									
7-2	2	129300-11170	GUIDE, VALVE	3	3	3					N
		(A=*1982.) (B=*1982.)									
7-3	2	129150-11170	GUIDE, VALVE	3	3	3					N
		(A=E/# A1453) (B=E/# A1453) (C=E/# A1453)									
8	2	103338-11180	RETAINER, SPRING	6	6	6					
9	2	103338-11190	COTTER 8	6	6						
9-1	2	27310-080000	COTTER 8	6	6						N
		(A=*) (B=*)									
9-2	2	27310-080001	COTTER 8	6	6	6					N
		(A=*) (B=*)									
10	2	124460-11340	SEAL, VALVE STEM	6	6	6					
11	2	104511-11370	CAP, VALVE	6	6	6					
12	2	105225-11350	STUD, SUPPORT	3	3	3					
13	2	26776-100002	LOCK NUT M10 PLATED	3	3						
13-1	2	26696-100002	NUT M10	3	3	3					N
		(A=*1982.10) (B=*1982.10)									
14	2	22117-100000	WASHER 10	3	3	3					
15	2	121450-11670	COVER	1	1	1					
16	2	121450-11680	GASKET, COVER	1	1	1					
17	2	26116-080122	BOLT M 8X 12 PLATED	3	3						
17-1	2	26106-080122	BOLT M 8X 12 PLATED	4	3	3					N
		(A=*1982.10) (B=*1982.10)									
18	2	121250-01710	BOLT M 8X 14	1	1	1					
18-1	2	26106-080142	BOLT M 8X 14 PLATED	1	1	1					N
		(A=E/# 95454) (B=E/# 95454) (C=E/# 95454)									
19	2	22117-080000	WASHER 8	1	1						Z
		(A=*) (B=*)									
20	2	26216-080652	STUD M 8X 65 PLATED	8	8	8					
21	2	26216-080702	STUD M 8X 70 PLATED	2	2	2					
22	2	26716-080002	NUT M 8	8	8						
22-1	2	121465-11950	NUT	6	6	6					S
		(A=*1982.10) (B=*1982.10)									
23	2	22217-080000	SPRING WASHER 8	2	2						
23-1	2	26366-080002	NUT M 8	2	2	2					S
		(A=*1982.10) (B=*1982.10)									

N:Old ↔ New, Q:Old ↔ New, R:Old ↔ New, S:Old ↔ New, W:Add, Z:Discontinued, F:Set Change, K:Q'ty Change
++ CONTINUE ++ (C)Copy Rights YANMAR CO.,LTD and YANMAR AGRICULTURAL EQUIPMENT CO.,LTD.

Fig.5. CYLINDER HEAD

Fig. 5 CYLINDER HEAD

(A)=3T84HA
(B)=3T84HA-F
(C)=3T84HA-S

(D)=
(E)=
(F)=

REF.	LEV.	PARTS NO.	DESCRIPTION	Q'TY						I	R
				(A)	(B)	(C)	(D)	(E)	(F)		
24	2	194990-22140	NUT W/WASHER 8	2	2	2					
25	2	23873-020000	PLUG PT 1/4	1	1	1					
26	2	23873-030000	PLUG PT 3/8	2	2	2					
27	1	129350-11240	SHAFT, ROCKER ARM	1	1	1					
28	1	121450-11260	SUPPORT, ROCKER ARM	1	1	1					
29	1	121450-11270	SUPPORT, ROCKER ARM	2	2	2					
30	1	121550-11280	SPRING	2	2	2					
31	1	121550-11290	WASHER	6	6	6					
32	1	22242-000140	CIRCLIP 14	2	2	2					
33	1	26921-080102	SETScrew	1	1	1					
34	1	729350-11650	ARM, VALVE ROCKER	3	3	3					
37	2	101158-11230	SCREW, VALVE	3	3	3					
38	2	26756-080002	LOCK NUT M 8 PLATED	3	3	3					
39	1	729350-11660	ARM ASSY, ROCKER	3	3	3					
42	2	101158-11230	SCREW, VALVE	3	3	3					
43	2	26756-080002	LOCK NUT M 8 PLATED	3	3	3					
44	1	129350-11400	CHAMBER, FRONT	3	3	3					
45	1	129350-11410	CHAMBER, REAR	3	3	3					
46	1	101704-11450	GASKET, CHAMBER	6	6	6					
47	1	103854-11490	INSULATOR	3	3	3					
48	1	101147-11900	FLANGE	3	3	3					

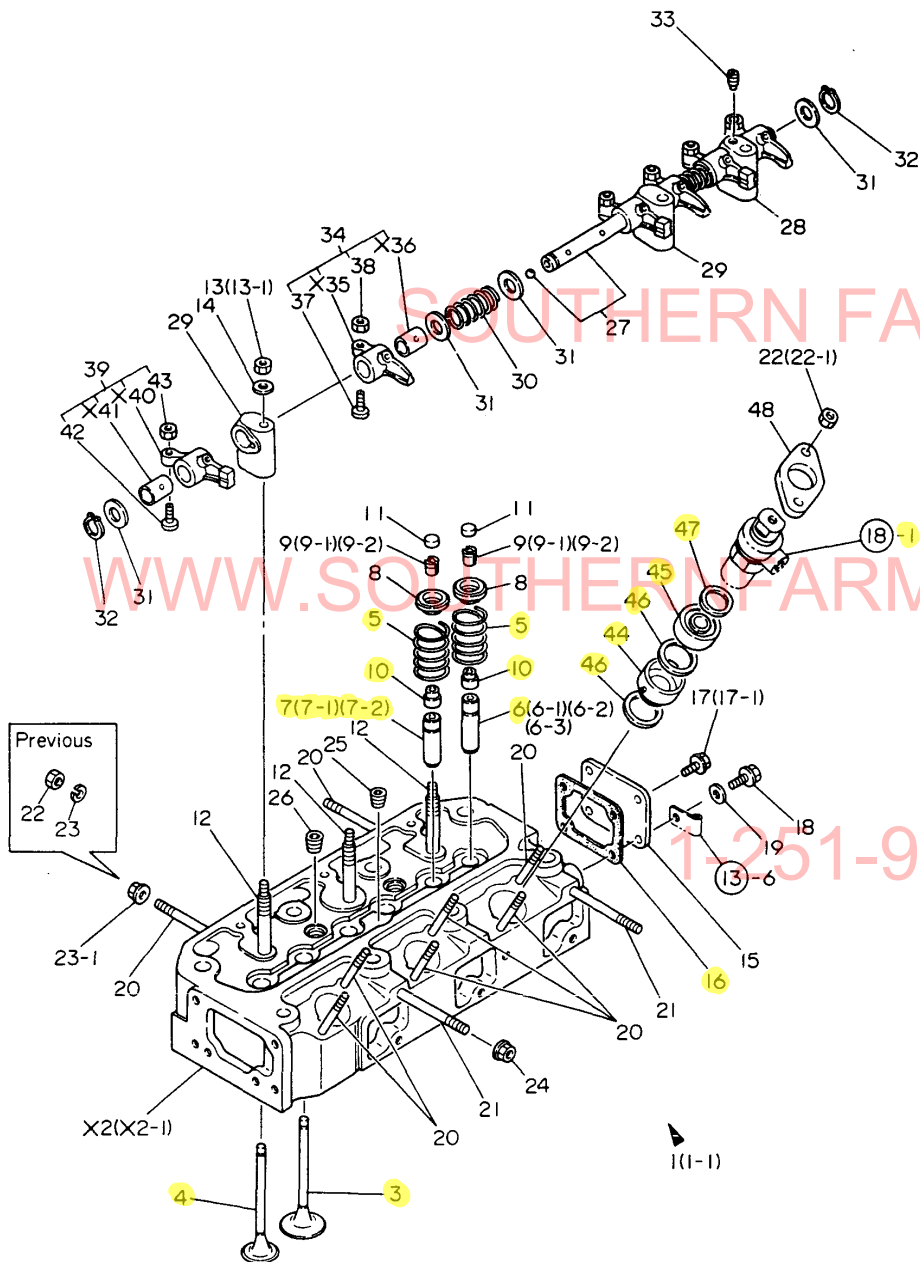
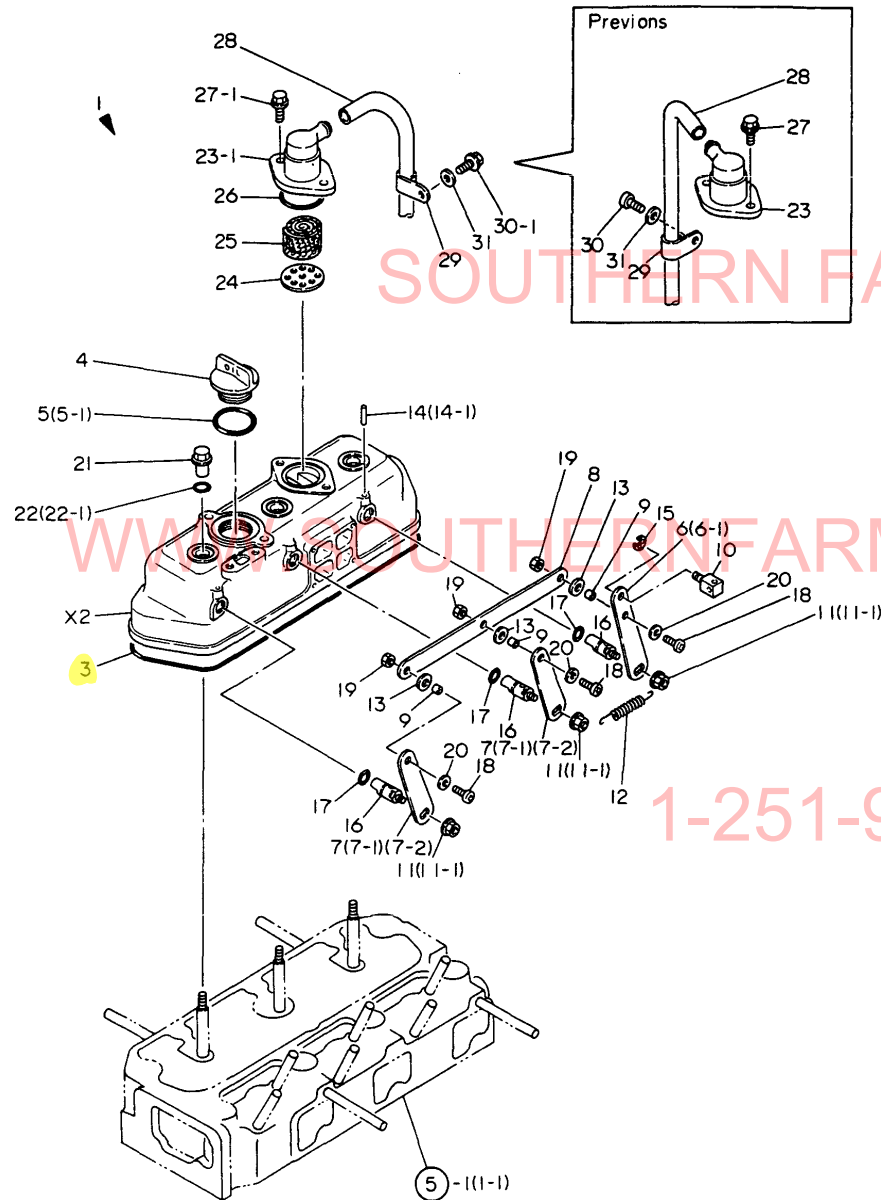


Fig.6. BONNET & AIR BREATHER

(A)=3T84HA
(B)=3T84HA-F
(C)=3T84HA-S

(D)=
(E)=
(F)=

Fig. 6 BONNET & AIR BREATHER

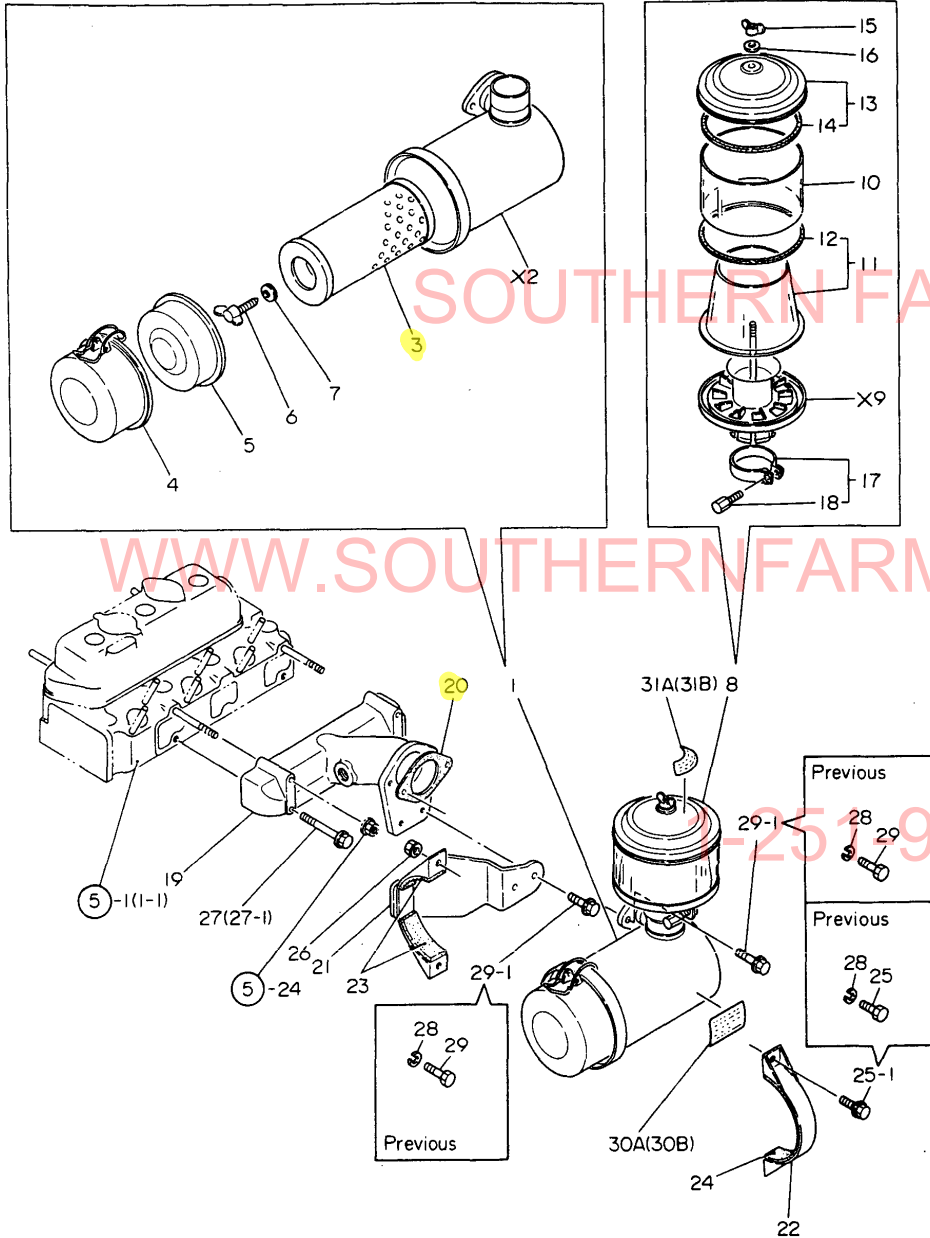


REF.	LEV.	PARTS NO.	DESCRIPTION	Q'TY						I	R
				(A)	(B)	(C)	(D)	(E)	(F)		
1	1	729350-11520-Z	BONNET ASSY, HEAD	1	1	1					
3	2	129350-11310	GASKET, BONNET	1	1	1					
4	2	124160-01751	CAP, LUB.OIL SUPPLY	1	1	1					
5	2	121420-01760	O-RING	1	1						
5-1	2	24311-000320	O-RING 1A P-32.0	1	1	1					N
		(A=E/# 99460) (B=E/# 99460)									
6	2	129350-03740	SHAFT, DECOMPRESSION	1	1						
6-1	2	124970-03740	LEVER, DECOMPRESSION	1	1	1					R
		(A=*1982.) (B=*1982.)									
7	2	121462-03740	LEVER, DECOMPRESSION	2							
7-1	2	129350-03750	LEVER, DECOMPRESSION	2	2						R
		(A=*)									
7-2	2	121462-03740	LEVER, DECOMPRESSION	2	2	2					R
		(A=*1980.) (B=*1980.)									
8	2	129350-03760	CONNECTOR	1	1	1					
9	2	121450-03770	COLLAR	3	3	3					
10	2	121250-03783	FITTING	1	1	1					
11	2	160260-01800	NUT	3	3						
11-1	2	26366-060002	NUT M 6	3	3	3					R
		(A=*) (B=*)									
12	2	104104-67300	SPRING, RETURN	1	1	1					
13	2	23418-080000	GASKET 8	3	3	3					
14	2	22312-030180	PARALLEL PIN 3X18	3	3						
14-1	2	22312-030180	PARALLEL PIN 3X18	2	2	2					K
		(A=*1982.) (B=*1982.)									
15	2	22272-000060	CIRCLIP E-6	1	1	1					
16	2	121450-03610	SHAFT, DECOMPRESSION	3	3	3					
17	2	24311-000070	O-RING 1A P-7.0	3	3	3					
18	2	26557-050122	SCREW M 5X 12	3	3	3					
19	2	26756-050002	LOCK NUT M 5 PLATED	3	3	3					
20	2	22117-050000	WASHER 5	3	3	3					
21	1	124160-11360	KNOB	3	3	3					
22	1	24311-000140	O-RING 1A P-14.0	3	3						
22-1	1	24311-000120	O-RING 1A P 12.0	3	3	3					R
		(A=*) (B=*)									
23	1	121450-03011	BODY (A), BREATHER	1	1						
23-1	1	121450-03012	BODY (A), BREATHER	1	1	1					N
		(A=*1982.) (B=*1982.)									
24	1	121450-03020	BODY (B), BREATHER	1	1	1					
25	1	121450-03030	STEEL WOOLPD24W28T18	1	1	1					
26	1	24341-000400	O-RING 1A S-40.0	1	1	1					
27	1	121250-01710	BOLT M8X14	2	2						
27-1	1	26106-080162	BOLT M 8X 16 PLATED	2	2	2					N
		(A=E/# 95454) (B=E/# 95454)									
28	1	23065-130650	PIPE 13X 650	1	1	1					
29	1	124160-01650	CLAMP	1	1	1					
30	1	26557-080102	SCREW M 8X 10	1	1						
30-1	1	26106-080102	BOLT M 8X 10 PLATED	1	1	1					N
		(A=E/# 95454) (B=E/# 95454)									
31	1	22117-080000	WASHER 8	1	1	1					

N:Old ↔ New, Q:Old ↔ New, R:Old ↔ New, S:Old ↔ New, W:Add, Z:Discontinued, F:Set Change, K:Q'ty Change
(C)Copy Rights YANMAR CO.,LTD and YANMAR AGRICULTURAL EQUIPMENT CO.,LTD.

Fig.7. AIR CLEANER

Fig. 7 AIR CLEANER



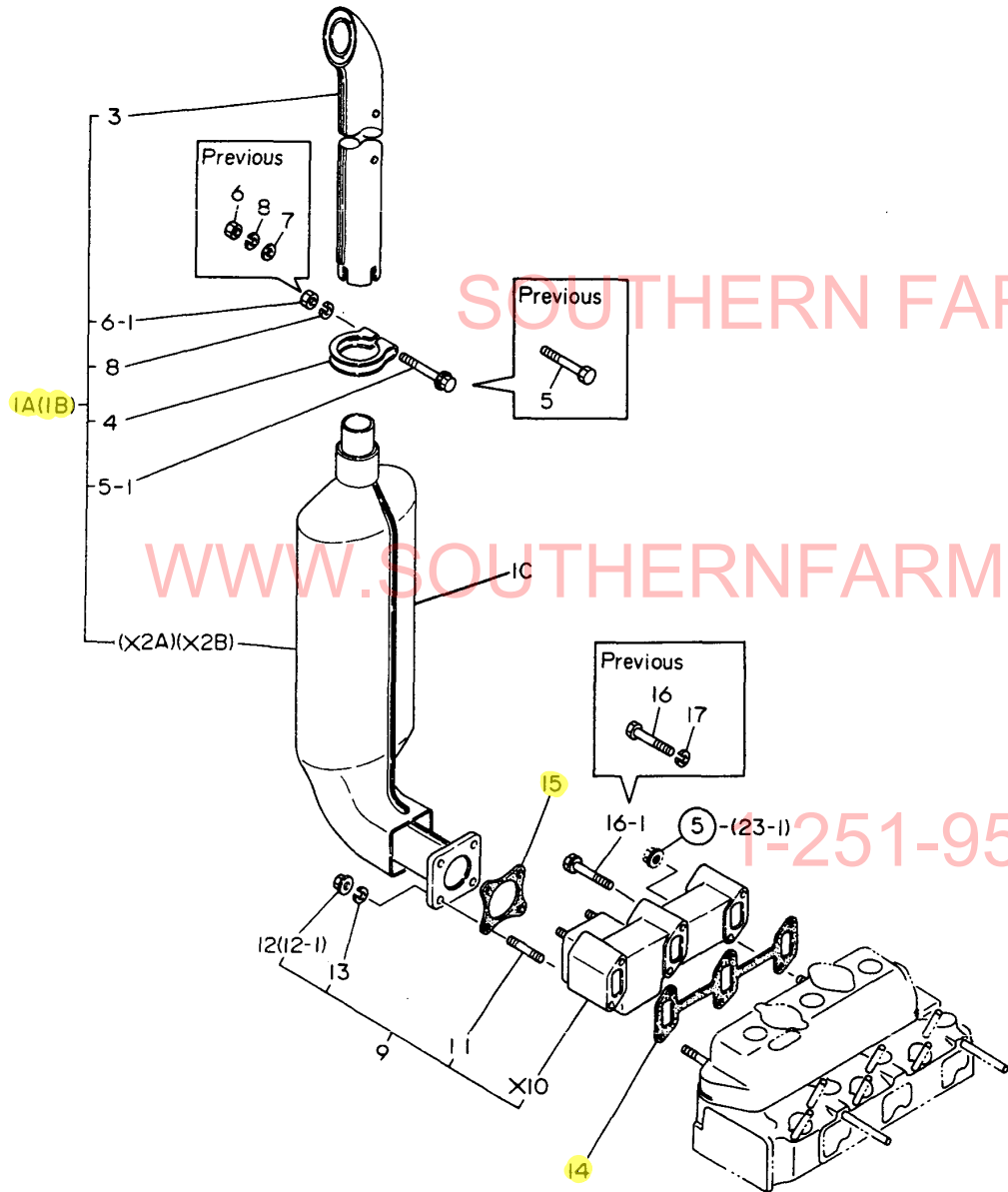
(A)=3T84HA
(B)=3T84HA-F
(C)=3T84HA-S

(D)=
(E)=
(F)=

REF.	LEV.	PARTS NO.	DESCRIPTION	Q'TY						I	R
				(A)	(B)	(C)	(D)	(E)	(F)		
1	1	121253-12300	CLEANER, AIR	1	1	1					
3	2	121253-12510	ELEMENT, AIR CLEANER	1	1	1					
4	2	121253-12530	PAN ASSY, DUST	1	1	1					
5	2	121120-12540	BAFFLE, AIR CLEANER	1	1	1					
6	2	121120-12560	WING BOLT	1	1	1					
7	2	121120-12570	SEAL WASHER	1	1	1					
8	1	124064-12400	PRE-CLEANER ASSY	1	1	1					
10	2	124064-12420	TUBE, CLEANER	1	1	1					
11	2	124064-12470	CASE W/GASKET	1	1	1					
12	3	124064-12430	GASKET, CLEANER	1	1	1					
13	2	124064-12440	COVER, PRE-CLEANER	1	1	1					
14	3	124064-12430	GASKET, CLEANER	1	1	1					
15	2	101147-12550	WING NUT	1	1	1					
16	2	124450-12571	WASHER	1	1	1					
17	2	124064-12450	CLAMP W/BOLT	1	1	1					
18	3	124064-12460	BOLT	1	1	1					
19	1	129354-12100	MANIFOLD, AIR INTAKE	1	1	1					
20	1	124767-12050	GASKET	1	1	1					
21	1	121253-12110	BRACKET, CLEANER	1	1	1					
22	1	124764-12560	BRACE (A), CLEANER	1	1	1					
23	1	124764-12570	SEAT (A), BRACE	2	2	2					
24	1	124764-12580	SEAT (B), BRACE	1	1	1					
25	1	26116-080252	BOLT M 8X 25 PLATED	2	2						
25-1	1	26106-080252	BOLT M 8X 25 PLATED	2	2	2					N
		(A=*1982.10) (B=*1982.10)									
26	1	194990-22050	NUT W/WASHER 8	2	2	2					
27	1	26116-080652	BOLT M 8X 65 PLATED	2	2						
27-1	1	26106-080652	BOLT M 8X 65 PLATED	2	2	2					N
		(A=*1982.10) (B=*1982.10)									
28	1	22217-080000	SPRING WASHER 8	6	6						Z
		(A=*1982.10) (B=*1982.10)									
29	1	26116-080202	BOLT M 8X 20 PLATED	4	4						
29-1	1	26106-080182	BOLT M 8X 18 PLATED	4	4	4					N
		(A=*1982.10) (B=*1982.10)									
30A	1	121454-12520	LABEL, AIR-CLEANER	1		1					
30B	1	121440-12480	LABEL, AIR CLEANER(F)		1						
31A	1	121454-12480	LABEL, PRE-CLEANER	1		1					
31B	1	121440-12520	LABEL, PRE-CLEANER(F)		1						

Fig.8. SILENCER

Fig. 8 SILENCER



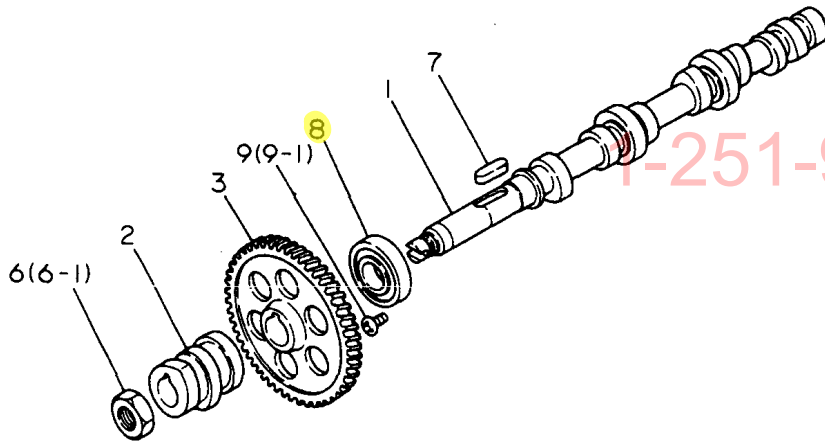
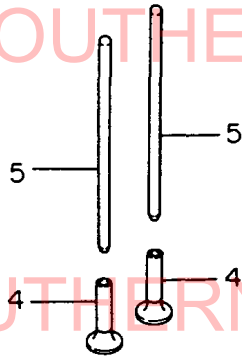
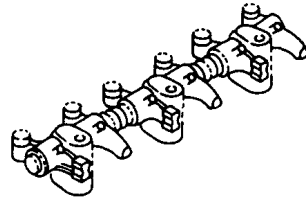
(A)=3T84HA
(B)=3T84HA-F
(C)=3T84HA-S

(D)=
(E)=
(F)=

REF.	LEV.	PARTS NO.	DESCRIPTION	Q'TY						I	R
				(A)	(B)	(C)	(D)	(E)	(F)		
1A	1	129354-13490	SILENCER ASSY	1							
1B	1	129340-13490	SILENCER		1						
1C	1	129354-13500	SILENCER			1					
3	2	124465-13652	PIPE, EXHAUST	1	1						
4	2	121470-13580	CLAMP, SILENCER	1	1						
5	2	26116-100652	BOLT M10X 65 PLATED	1	1						
5-1	2	26106-100652	BOLT M10X 65 PLATED	1	1						N
		(A=*1982.10) (B=*1982.10)									
6	2	26716-100002	NUT M10	1	1						
6-1	2	26706-100002	NUT M10	1	1						N
		(A=*1982.10) (B=*1982.10)									
7	2	22117-100000	WASHER 10	1	1						Z
		(A=*1982.10) (B=*1982.10)									
8	2	22217-100000	SPRING WASHER 10	1	1						
9	1	729354-13500	MANIFOLD ASSY, EXH.	1	1	1					
11	2	26216-080222	STUD M 8X 22 PLATED	4	4	4					
12	2	26716-080002	NUT M 8	4	4						
12-1	2	26366-080002	NUT M 8	4	4	4					N
		(A=*1982.10) (B=*1982.10)									
13	2	22217-080000	SPRING WASHER 8	4	4	4					
14	1	129350-13250	GASKET	1	1	1					
14-1	1	129322-13520	GASKET	1	1	1					N
		(A=E/# A6080) (B=E/# A6080) (C=E/# A6080)									
15	1	121450-13200	GASKET, SILENCER	1	1	1					
16	1	26116-080652	BOLT M 8X 65 PLATED	4	4						
16-1	1	121465-13652	BOLT M 8X 65	4	4	4					N
		(A=E/# 95898) (B=E/# 95898)									
17	1	22217-080000	SPRING WASHER 8	4	4						Z
		(A=E/# 95898) (B=E/# 95898)									

Fig.9. CAMSHAFT

Fig. 9 CAMSHAFT



Y00T2321 9. CAMSHAFT

(A)=3T84HA
(B)=3T84HA-F
(C)=3T84HA-S

(D)=
(E)=
(F)=

REF.	LEV.	PARTS NO.	DESCRIPTION	Q'TY						I	R
				(A)	(B)	(C)	(D)	(E)	(F)		
1	1	129350-14010	CAMSHAFT	1	1	1					
2	1	121450-14090	CAM, FUEL	1	1	1					
3	1	121023-14100	GEAR, CAMSHAFT	1	1	1					
4	1	104200-14200	TAPPET	6	6	6					
5	1	129350-14400	ROD, PUSH	6	6	6					
6	1	104300-76460	NUT	1	1						
6-1	1	121450-14120	NUT, CAMSHAFT GEAR	1	1	1					N
		(A=*1981.) (B=*1981.)									
7	1	22512-070300	KEY 7X 30	1	1	1					
8	1	24101-062054	BEARING #6205	1	1	1					
9	1	26587-080122	SCREW M 8X 12	1	1						
9-1	1	26587-080102	SCREW M 8X 10	1	1	1					N
		(A=*) (B=*)									

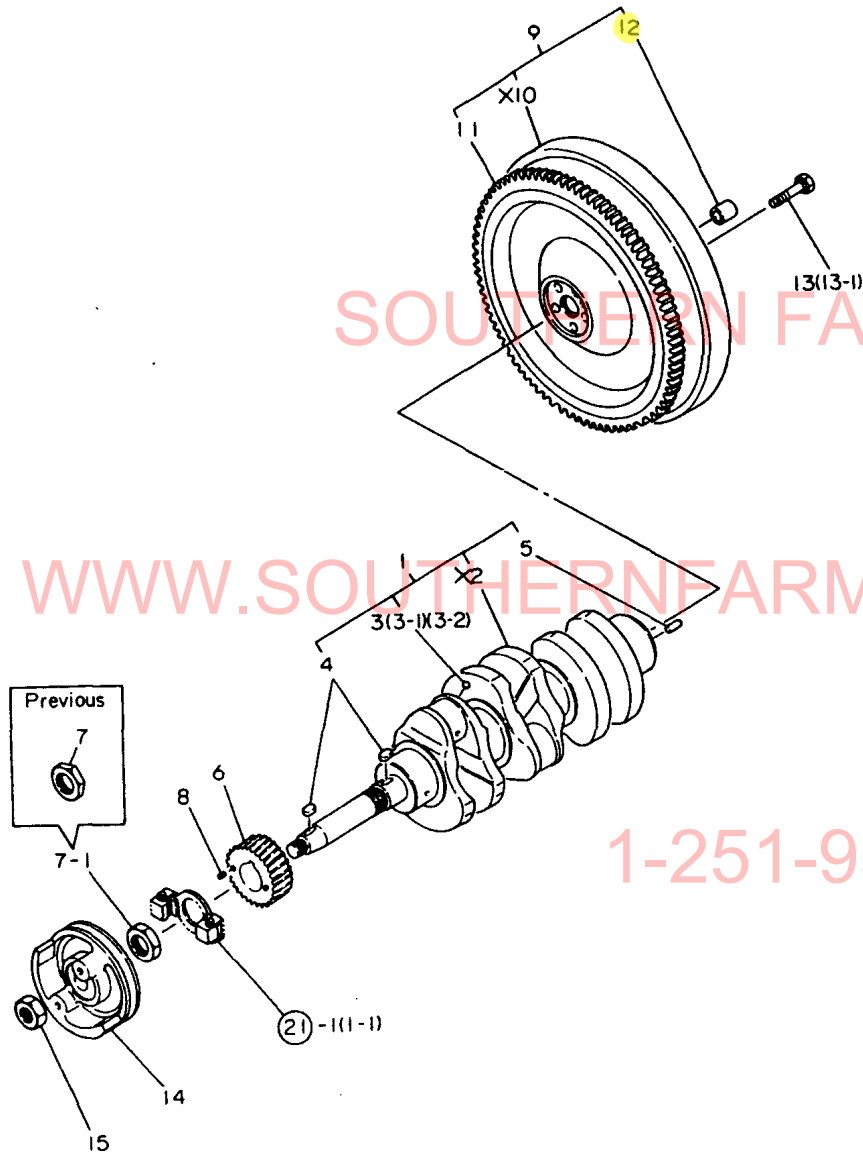
SOUTHERN FARM EQUIPMENT

WWW.SOUTHERNFARMEQUIPMENTIMPORTS.COM

1-251-957-2857

Fig.10. CRANKSHAFT & FLYWHEEL

Fig. 10 CRANKSHAFT & FLYWHEEL



(A)=3T84HA
(B)=3T84HA-F
(C)=3T84HA-S

(D)=
(E)=
(F)=

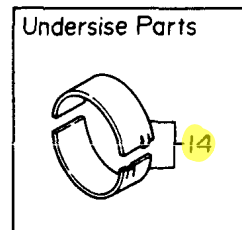
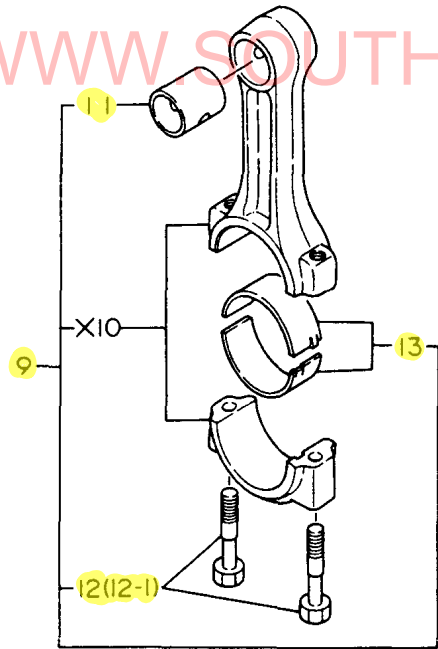
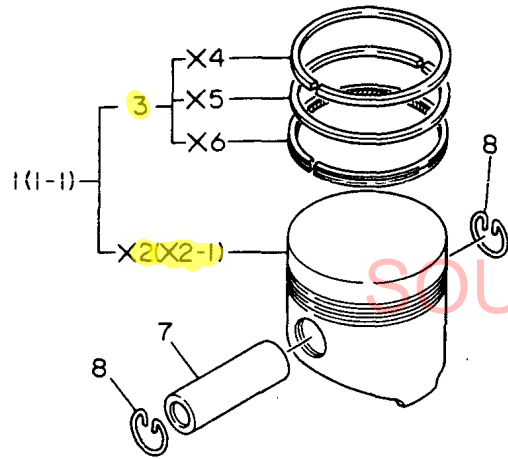
REF.	LEV.	PARTS NO.	DESCRIPTION	Q'TY						I	R
				(A)	(B)	(C)	(D)	(E)	(F)		
1	1	729350-21700	CRANKSHAFT ASSY	1	1	1					
3	2	27221-060100	PLUG 6X10	1							
3-1	2	27221-060140	PLUG 6X14	1	1						N
3-2	2	24190-080001	BALL 1/4, STEEL	3	3	3					N
		(A=*1981.) (B=*1981.)									
4	2	22512-070180	KEY 7X 18	2	2	2					
5	2	22312-080160	PARALLEL PIN 8X 16	1	1	1					
6	1	121023-21200	GEAR, CRANKSHAFT	1	1	1					
7	1	121450-21540	NUT,CRANK SHAFT GEAR	1	1						
7-1	1	121450-21541	NUT,CRANK SHAFT GEAR	1	1	1					S 1
		(A=*1982.06) (B=*1982.06)									
8	1	22351-040008	SPRING PIN 4X 8	2	2	2					
9	1	129350-21591	FLYWHEEL W/RING GEAR	1	1	1					
11	2	129350-21600	GEAR, RING	1	1	1					
12	2	124450-21230	BUSH, PILOT	1	1	1					
13	1	105225-21500	BOLT, REAMER	5	5						
13-1	1	105225-21501	BOLT, FLYWHEEL	5	5	5					N
		(A=E/# 95898) (B=E/# 95898)									
14	1	129350-21650	V-PULLEY	1	1	1					
15	1	26776-180002	NUT M18,LOCK	1	1	1					

WWW.SOUTHERNFARMEQUIPMENTIMPORTS.COM

1-251-957-2857

Fig.11. PISTON & CONNECTING ROD

Fig. 11 PISTON & CONNECTING ROD



(A)=3T84HA
(B)=3T84HA-F
(C)=3T84HA-S

(D)=
(E)=
(F)=

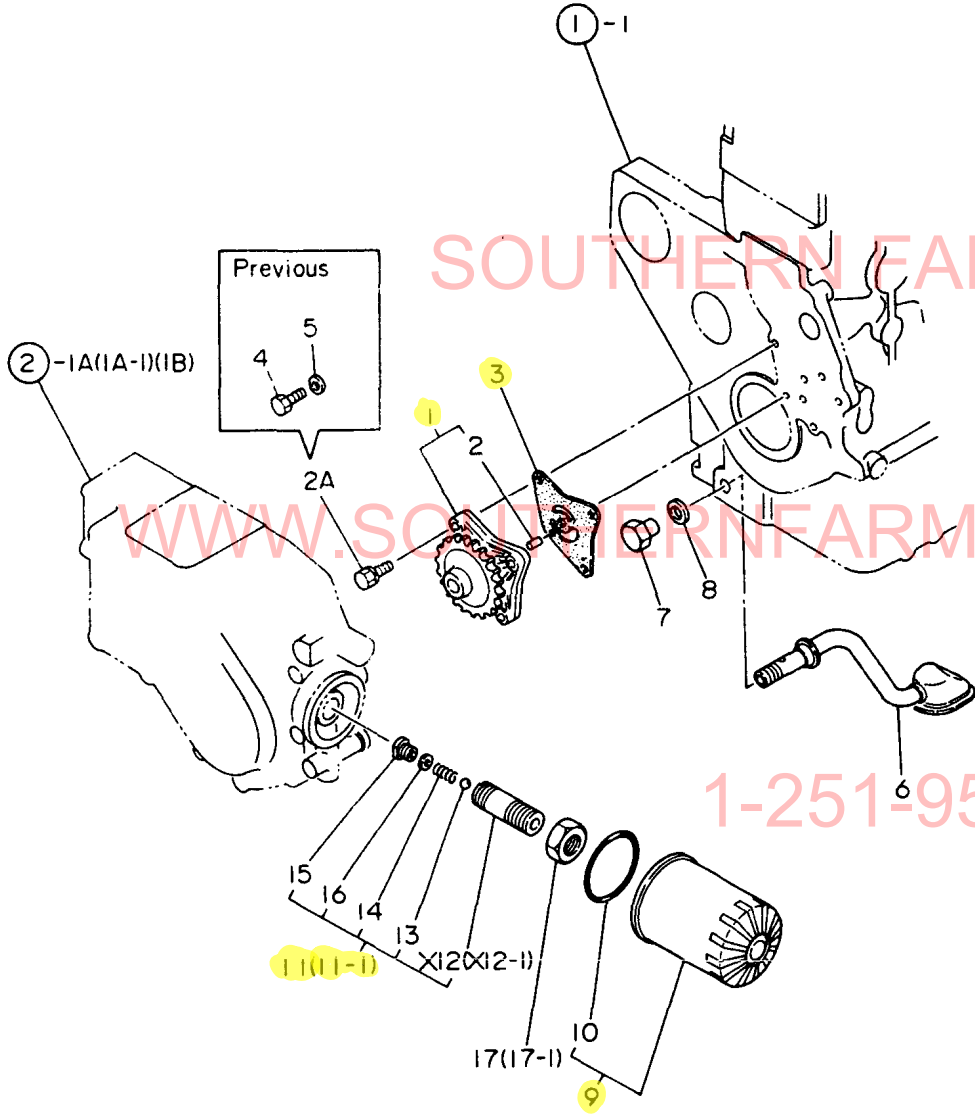
REF.	LEV.	PARTS NO.	DESCRIPTION	Q'TY						I	R
				(A)	(B)	(C)	(D)	(E)	(F)		
1	1	129350-22090	PISTON W/RINGS	3	3						
1-1	1	129367-22090	PISTON W/RINGS	3	3	3					N
		(A=*1981.) (B=*1981.)									
3	2	729350-22500	RING SET	3	3	3					
7	1	103338-22300	PIN, PISTON	3	3	3					
8	1	103338-22400	CIRCLIP	6	6	6					
9	1	729350-23100	ROD ASSY, CONNECTING	3	3	3					
11	2	129350-23100	BUSH, PISTON PIN	3	3	3					
12	2	124060-23201	BOLT, ROD	6	6						
12-1	2	104500-23201	BOLT, ROD	6	6	6					N
		(A=*1981.) (B=*1981.)									
13	2	724060-23600	BEARING, CRANKPIN	3	3	3					
14	1	724064-23610	BEARING, PIN U.S=0.25	3	3	3					1

WWW.SOUTHERNFARMEQUIPMENTIMPORTS.COM

1-251-957-2857

Fig.12. LUBRICATING OIL PUMP

Fig. 12 LUBRICATING OIL PUMP



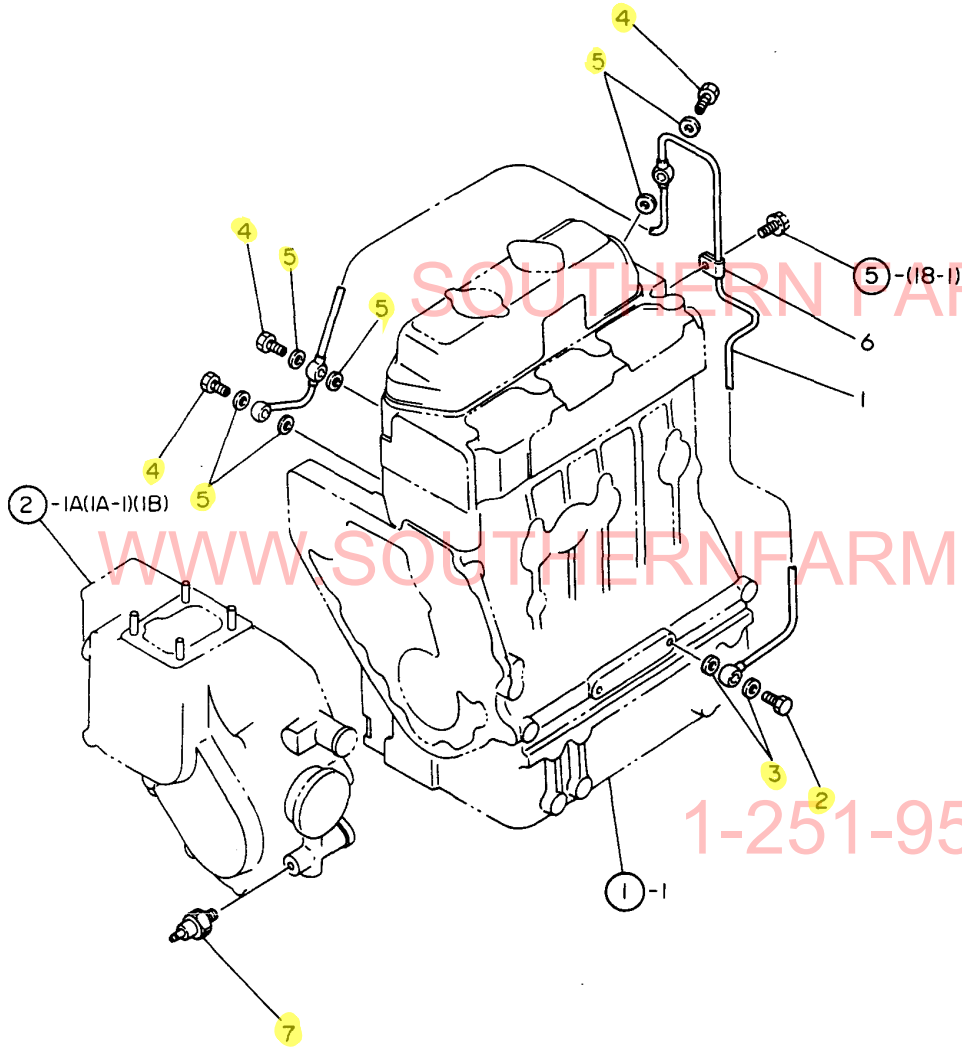
(A)=3T84HA
(B)=3T84HA-F
(C)=3T84HA-S

(D)=
(E)=
(F)=

REF.	LEV.	PARTS NO.	DESCRIPTION	Q'TY						I	R
				(A)	(B)	(C)	(D)	(E)	(F)		
1	1	129350-32090	PUMP ASSY, LUB. OIL	1	1						
1-1	1	729350-32100	PUMP ASSY, LUB. OIL	1	1	1					N
		(A=E/# 95454) (B=E/# 95454)									
2	2	121450-32050	PARALLEL PIN	1	1	1					
2A	2	26013-060222	BOLT M 6X 22	3	3	3					W
		(A=E/# 95454) (B=E/# 95454)									
2B	2	26756-060002	LOCK NUT M 6 PLATED	3	3	3					W
		(A=E/# 95454) (B=E/# 95454)									
3	1	121450-32021	GASKET, L.O.PUMP	1	1	1					
4	1	26116-060222	BOLT M 6X 22 PLATED	3	3						Z
		(A=E/# 95454) (B=E/# 95454)									
5	1	22117-060000	WASHER 6	3	3						Z
		(A=E/# 95454) (B=E/# 95454)									
6	1	129350-35090	PIPE, OIL INLET	1	1	1					
7	1	121550-35100	CAP NUT	1	1	1					
8	1	121550-35110	GASKET 18	1	1	1					
9	1	124550-35110	ELEMENT, LUB. OIL	1	1	1					
10	2	124450-35110	O-RING, L.O.STRAINER	1	1	1					
11	1	121250-35300	VALVE ASSY, CONTROL	1							
11-1	1	124085-35300	VALVE ASSY, CONTROL	1	1	1					N
		(A=*1980.)									
13	2	24190-100001	BALL 5/16, STEEL	1	1	1					
14	2	121250-35320	SPRING	1	1	1					
15	2	121250-35330	RETAINER	1	1	1					
16	2	121250-35340	SHIM	1	1	1					
17	1	124450-35350	NUT	1	1	1					
17-1	1	124085-35350	LOCK NUT M20	1	1	1					N
		(A=*1981.) (B=*1981.)									

Fig.13. LUBRICATING OIL LINES

Fig. 13 LUBRICATING OIL LINES



(A)=3T84HA
(B)=3T84HA-F
(C)=3T84HA-S

(D)=
(E)=
(F)=

REF.	LEV.	PARTS NO.	DESCRIPTION	Q'TY						I	R
				(A)	(B)	(C)	(D)	(E)	(F)		
1	1	129350-39200	PIPE, LUB OIL	1	1	1					
2	1	124160-39140	JOINT BOLT 10	1	1	1					
3	1	23414-100000	GASKET 10, ROUND	2	2	2					
4	1	124550-59820	BOLT 8, PIPE JOINT	3	3	3					
5	1	23414-080000	GASKET 8, ROUND	6	6	6					
6	1	124450-39240	RETAINER, PIPE	1	1	1					
7	1	124160-39450	SWITCH, OIL PRESSURE	1	1	1					

SOUTHERN FARM EQUIPMENT

WWW.SOUTHERNFARMEQUIPMENTIMPORTS.COM

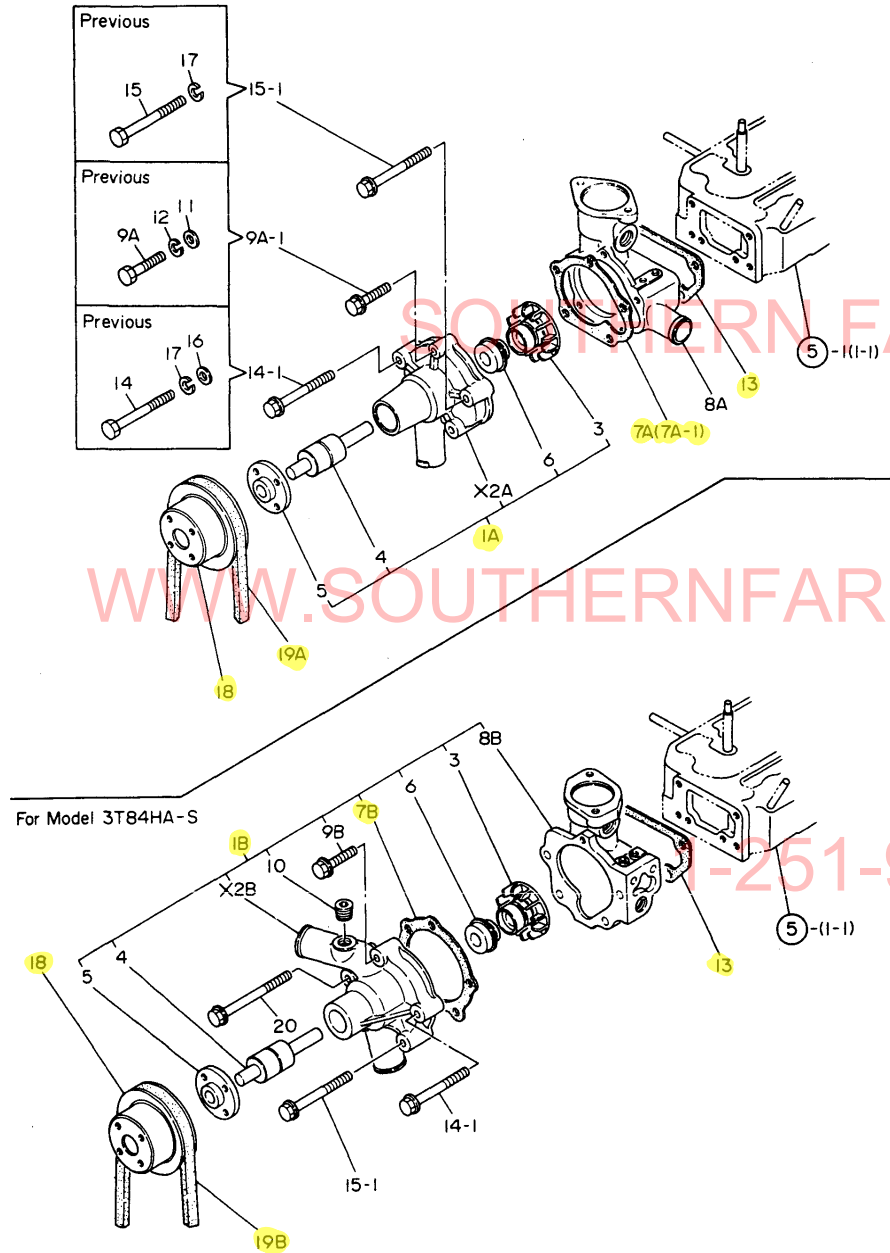
1-251-957-2857

Fig.14. COOLING WATER PUMP

(A)=3T84HA
(B)=3T84HA-F
(C)=3T84HA-S

(D)=
(E)=
(F)=

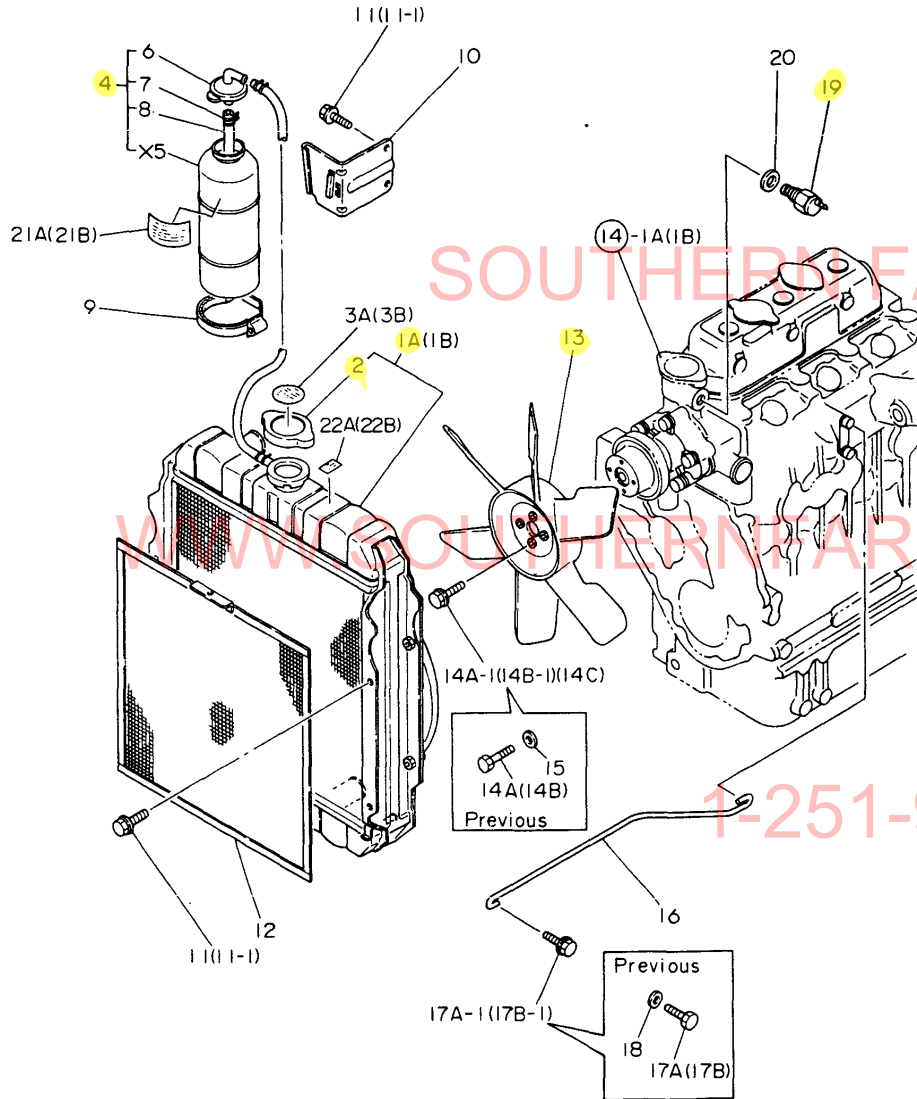
Fig. 14 COOLING WATER PUMP



REF.	LEV.	PARTS NO.	DESCRIPTION	Q'TY						I	R
				(A)	(B)	(C)	(D)	(E)	(F)		
1A	1	121023-42100	PUMP ASSY, C. WATER	1	1						
1B	1	121000-42010	PUMP ASSY, C. WATER					1			
3	2	129350-42200	IMPELLER	1	1	1					
4	2	121450-42240	SHAFT, IMPELLER	1	1	1					
5	2	121450-42260	FLANGE, V-PULLEY	1	1	1					
6	2	121450-42310	SEAL, MECHANICAL	1	1	1					
7A	1	121450-42050	GASKET	1	1						
7A-1	1	121023-42051 (A=*1981.)	GASKET (B=*1981.)	1	1						N
7B	2	121000-42051	GASKET, C.W.PUMP					1			
8A	1	121454-42120	BRACKET, C.W. PUMP	1	1						
8B	2	121000-42120	BRACKET, C.W. PUMP					1			
9A	1	26116-060352	BOLT M 6X 35 PLATED	1	1						
9A-1	1	26106-060322 (A=E/# 95454)	BOLT M 6X 32 PLATED (B=E/# 95454)	1	1						N
9B	2	26106-060322	BOLT M 6X 32 PLATED					1			
10	2	23871-030000	PLUG PT3/8,SCREW					1			
11	1	22117-060000	WASHER 6	1	1						Z
		(A=E/# 95454)	(B=E/# 95454)								
12	1	22217-060000	SPRING WASHER 6	1	1						Z
		(A=E/# 95454)	(B=E/# 95454)								
13	1	121450-44410	GASKET, BRACKET	1	1	1					
14	1	26116-080852	BOLT M 8X 85 PLATED	3	3						
14-1	1	26106-080822 (A=E/# 95454)	BOLT M 8X 82 PLATED (B=E/# 95454)	3	3	2					N
15	1	26116-080902	BOLT M 8X 90 PLATED	1	1						
15-1	1	26106-080872 (A=E/# 95454)	BOLT M 8X 87 PLATED (B=E/# 95454)	1	1	1					N
16	1	22117-080000 (A=E/# 95454)	WASHER 8 (B=E/# 95454)	3	3						Z
17	1	22217-080000 (A=E/# 95454)	SPRING WASHER 8 (B=E/# 95454)	4	4						Z
18	1	121450-42350	V-PULLEY, C.W. PUMP	1	1	1					
19A	1	124732-42290	V-BELT (A-37)	1	1						
19B	1	121492-42290	V-BELT (A-38)					1			
20	1	26106-081052	BOLT M 8X105 PLATED					1			

Fig.15. RADIATOR

Fig. 15 RADIATOR



(A)=3T84HA
(B)=3T84HA-F
(C)=3T84HA-S

(D)=
(E)=
(F)=

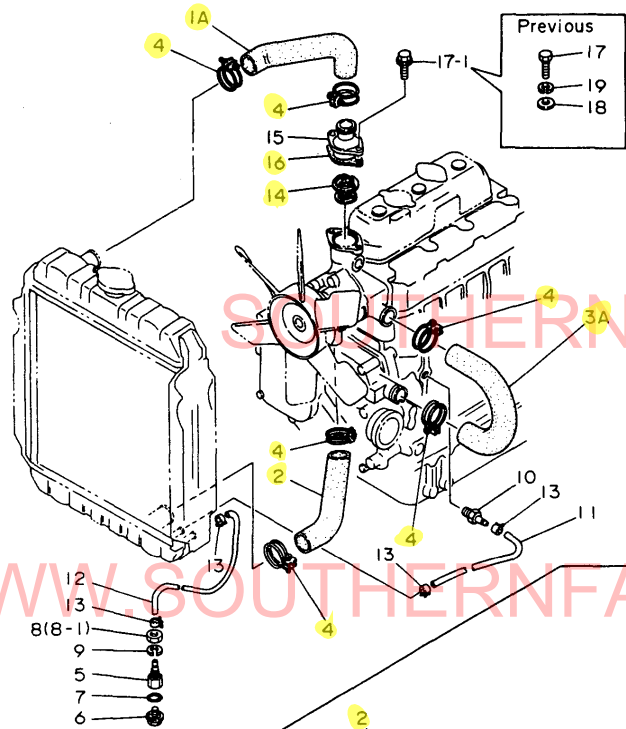
REF.	LEV.	PARTS NO.	DESCRIPTION	Q'TY						I	R
				(A)	(B)	(C)	(D)	(E)	(F)		
1A	1	129354-44500	RADIATOR	1	1						
1B	1	129354-44510	RADIATOR ASSY			1					
2	2	124450-44590	CAP	1	1	1					
3A	1	124764-44800	LABEL, RADIATOR	1	1						
3B	1	124740-44800	LABEL, RADIATOR		1						
4	1	121252-44510	TANK ASSY, RESERVOIR	1	1	1					
6	2	121450-44530	CAP, RESERVOIR TANK	1	1	1					
7	2	124450-44560	CLAMP	1	1	1					
8	2	23061-070230	PIPE 7X 230	1	1	1					
9	1	124450-44550	CLAMP, SUB-TANK	1	1	1					
10	1	124767-44600	BRACKET, RESERVOIR	1	1	1					
11	1	26116-080122	BOLT M 8X 12 PLATED	6	6						
11-1	1	26106-080122	BOLT M 8X 12 PLATED	6	6	6					N
(A=*1982.10) (B=*1982.10)											
12	1	121250-44581	SCREEN, RADIATOR	1	1	1					
13	1	129354-44740	FAN, COOLING	1	1	1					
14A	1	26116-060162	BOLT M 6X 16 PLATED	4							
14A-1	1	26014-060182	BOLT M 6X 18	4							N
(A=E/# 97814)											
14B	1	26116-060162	BOLT M 6X 16 PLATED		4						
14B-1	1	26106-060142	BOLT M 6X 14 PLATED		4						N
(B=E/# 95454)											
14C	1	26014-060302	BOLT W/WASHER 6X 30			4					
15	1	22117-060000	WASHER 6	4	4						Z
(A=*1982.10) (B=*1982.10)											
16	1	129354-44610	STAY, RADIATOR	1	1	1					
17A	1	26116-080162	BOLT M 8X 16 PLATED	1							
17A-1	1	26106-080162	BOLT M 8X 16 PLATED	1	1						N
(A=E/# 95454)											
17B	1	26116-080162	BOLT M 8X 16 PLATED		1						
17B-1	1	26106-080142	BOLT M 8X 14 PLATED		1						N
(B=*1982.10)											
18	1	22117-080000	WASHER 8	1	1						Z
(A=*1982.10) (B=*1982.10)											
19	1	121250-44901	SWITCH, THERMO(110 C	1	1	1					
20	1	124465-44950	GASKET 16	1	1	1					
21A	1	124764-44810	LABEL, RESERVE TANK	1	1						
21B	1	124740-44810	LABEL, SUB-TANK		1						
22A	1	124764-44920	LABEL, ANTI-FREEZING	1	1	1					
22B	1	124740-44920	LABEL, ANTI-FREEZING		1						

Fig.16. COOLING WATER LINES

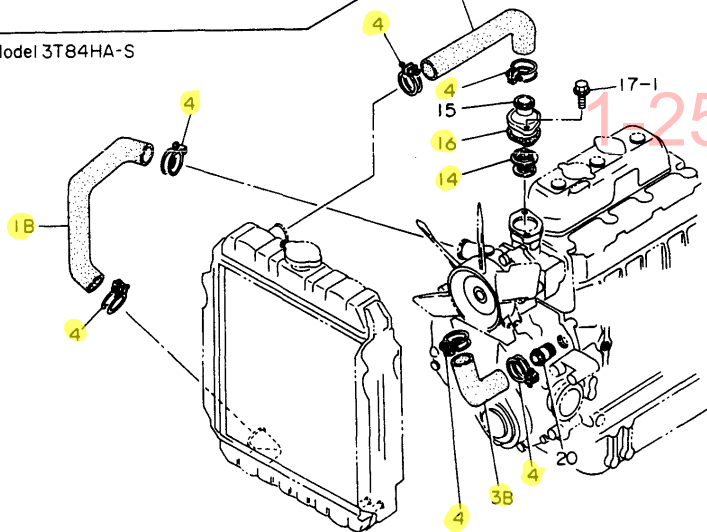
(A)=3T84HA
(B)=3T84HA-F
(C)=3T84HA-S

(D)=
(E)=
(F)=

Fig. 16 COOLING WATER LINES



For Model 3T84HA-S

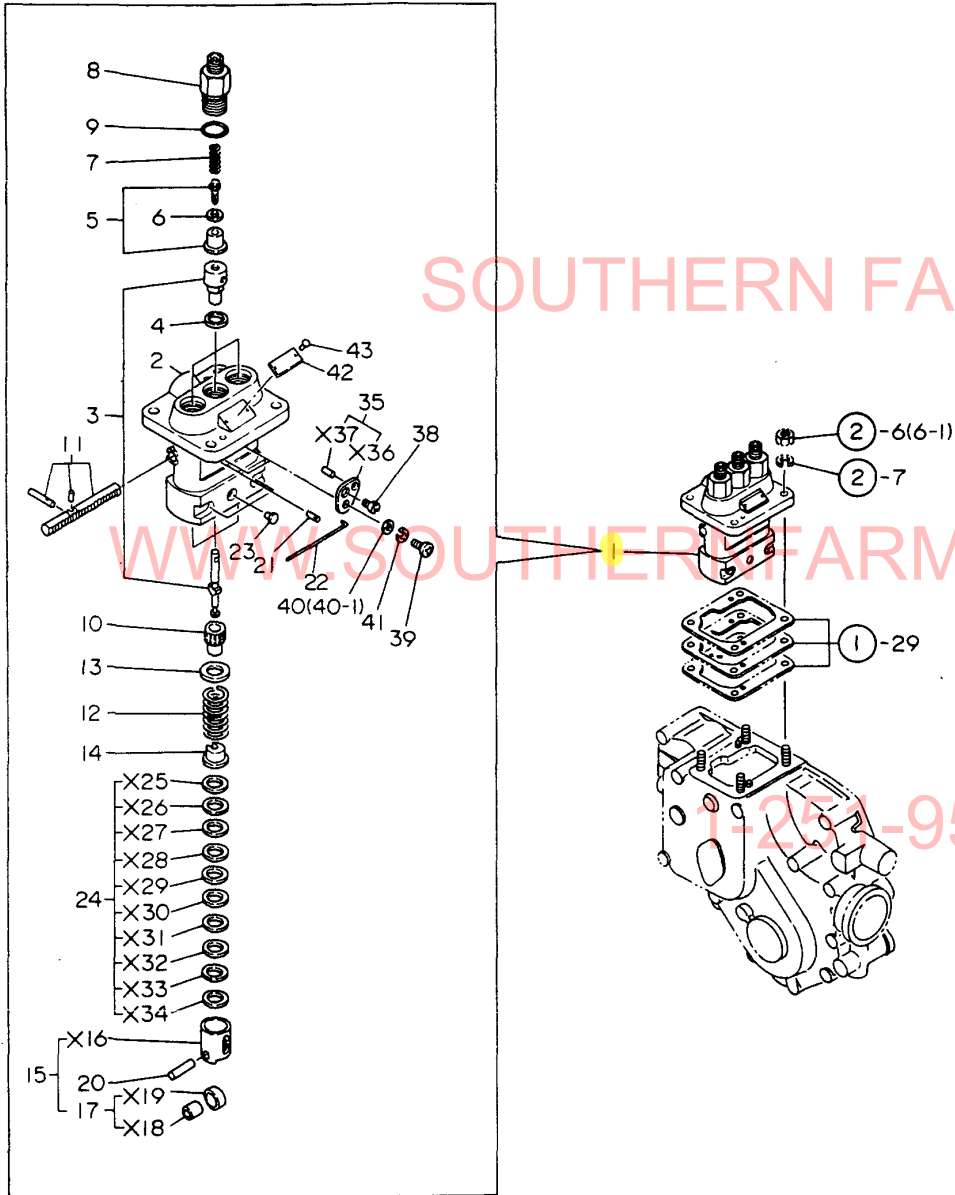


REF.	LEV.	PARTS NO.	DESCRIPTION	Q'TY						I	R
				(A)	(B)	(C)	(D)	(E)	(F)		
1A	1	129350-49010	PIPE, COOLING WATER	1	1						
1B	1	129354-49021	PIPE(B), C. WATER			1					
2	1	129354-49010	PIPE, COOLING WATER	1	1	1					
3A	1	121550-49030	PIPE (C), C. WATER	1	1						
3B	1	121252-49030	PIPE (C), C. WATER			1					
4	1	23010-038000	CLAMP 38	6	6	6					
5	1	129350-49130	BODY, DRAIN COCK	1	1	1					
6	1	129350-49120	PLUG, WATER DRAIN	1	1	1					
7	1	24311-000120	O-RING 1A P.12.0	1	1	1					
8	1	26776-100002	LOCK NUT M10 PLATED	1	1						
8-1	1	26696-100002	NUT M10	1	1	1					N
		(A=*1982.10) (B=*1982.10)									
9	1	22217-100000	SPRING WASHER 10	1	1						Z
		(A=*) (B=*1982.10)									
10	1	121550-49111	JOINT PT1/4	1	1	1					
11	1	121250-49160	PIPE, WATER DRAIN	1	1	1					
12	1	129354-49160	PIPE, WATER DRAIN	1	1	1					
13	1	124766-59050	CLAMP 12	4	4	4					
14	1	129350-49800	THERMOSTAT (71 C	1	1	1					
15	1	129350-49530	COVER, THERMOSTAT	1	1	1					
16	1	129350-49540	GASKET, THERMO.COVER	1	1	1					
16-1	1	129350-49541	GASKET, (NON ASB.)	1	1	1					N
		(A=E/# A7791) (B=E/# A7791) (C=E/# A7791)									
17	1	26116-080222	BOLT M 8X 22 PLATED	2	2						
17-1	1	26014-080182	BOLT M 8X 14 PLATED	2	2	2					N
		(A=*1982.10) (B=*1982.10)									
18	1	22117-080000	WASHER 8	2	2						Z
		(A=*1982.10) (B=*1982.10)									
19	1	22217-080000	SPRING WASHER 8	2	2						Z
		(A=*1982.10) (B=*1982.10)									
20	1	124160-49480	JOINT, PIPE			1					

1-251-957-2857

Fig.17. FUEL INJECTION PUMP

Fig. 17 FUEL INJECTION PUMP



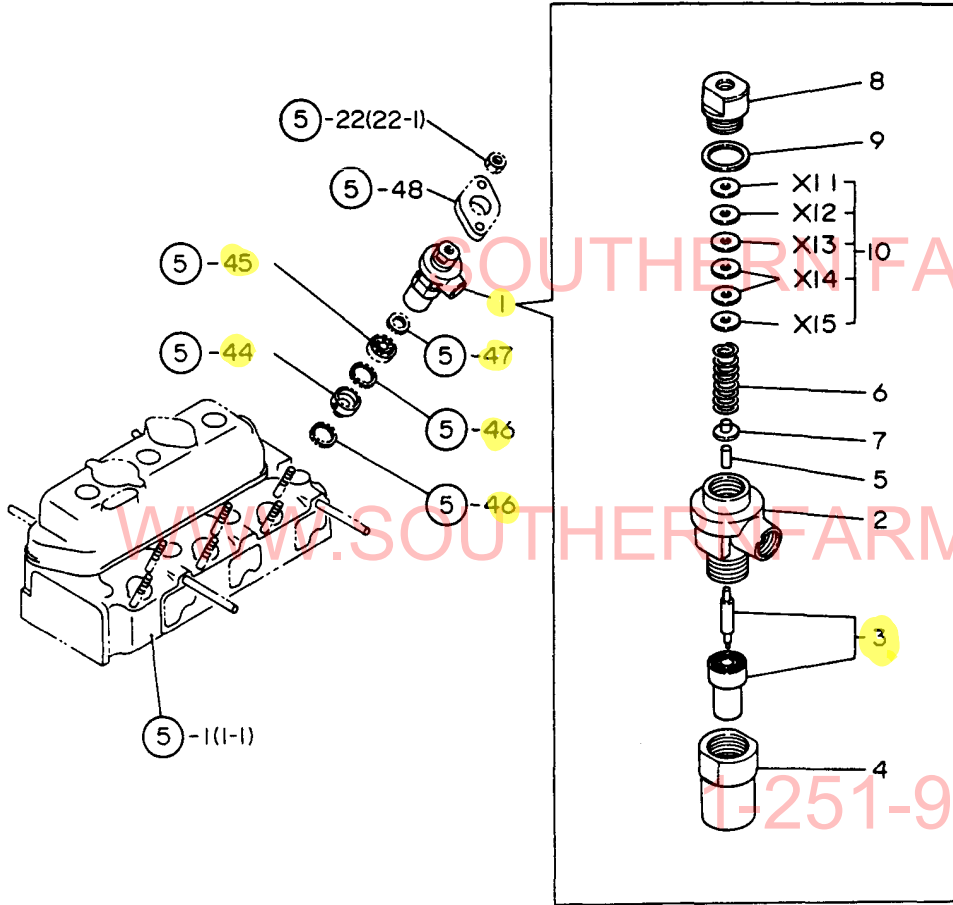
(A)=3T84HA
(B)=3T84HA-F
(C)=3T84HA-S

(D)=
(E)=
(F)=

REF.	LEV.	PARTS NO.	DESCRIPTION	Q'TY						I	R
				(A)	(B)	(C)	(D)	(E)	(F)		
1	1	721550-51700	PUMP ASSY. F.INJECT.	1	1	1					
2	2	121450-51010	BODY, FUEL I. PUMP	1	1	1					
3	2	121550-51100	PLUNGER W/BARREL	3	3	3					
4	2	124950-51270	GASKET	3	3	3					
5	2	124060-51300	VALVE W/SEAT, DELIV.	3	3	3					
6	2	124550-51350	GASKET, DELIVERY	3	3	3					
7	2	124550-51320	SPRING, DELIV. VALVE	3	3	3					
8	2	124550-51341	RETAINER	3	3	3					
9	2	124550-51370	O-RING, DELIVERY	3	3	3					
10	2	124950-51510	PINION	3	3	3					
11	2	121450-51500	RACK, CONTROL	1	1	1					
12	2	124950-51190	SPRING, PLUNGER	3	3	3					
13	2	174307-51170	RETAINER A	3	3	3					
14	2	174307-51181	RETAINER B	3	3	3					
15	2	724550-51520	GUIDE ASSY, PLUNGER	3	3	3					
17	3	711100-51540	ROLLER ASSY	3	3	3					
20	2	174100-54120	PIN, ROLLER	3	3	3					
21	2	103854-51251	PIN, PLUNGER	1	1	1					
22	2	121150-51460	PIN	1	1	1					
23	2	124950-51450	PIECE, GUIDE	3	3	3					
24	2	174307-51700	SHIM SET	3	3	3					
35	2	124950-51640	SHIM SET, CONTROL	2	2	2					
38	2	103854-51660	SCREW	2	2	2					
39	2	26587-050102	SCREW M 5X 10	2	2	2					
40	2	22137-050000	WASHER 5, POLISHED	2	2	2					
40-1	2	22117-050000	WASHER 5	2	2	2					N
		(A=*1982.10) (B=*1982.10)									
41	2	22217-050000	SPRING WASHER 5	2	2	2					
42	1	121550-51920	LABEL, FUEL I. PUMP	1	1	1					
43	1	124220-51890	RIVET, LABEL	2	2	2					

Fig.18. FUEL INJECTION VALVE

Fig. 18 FUEL INJECTION VALVE



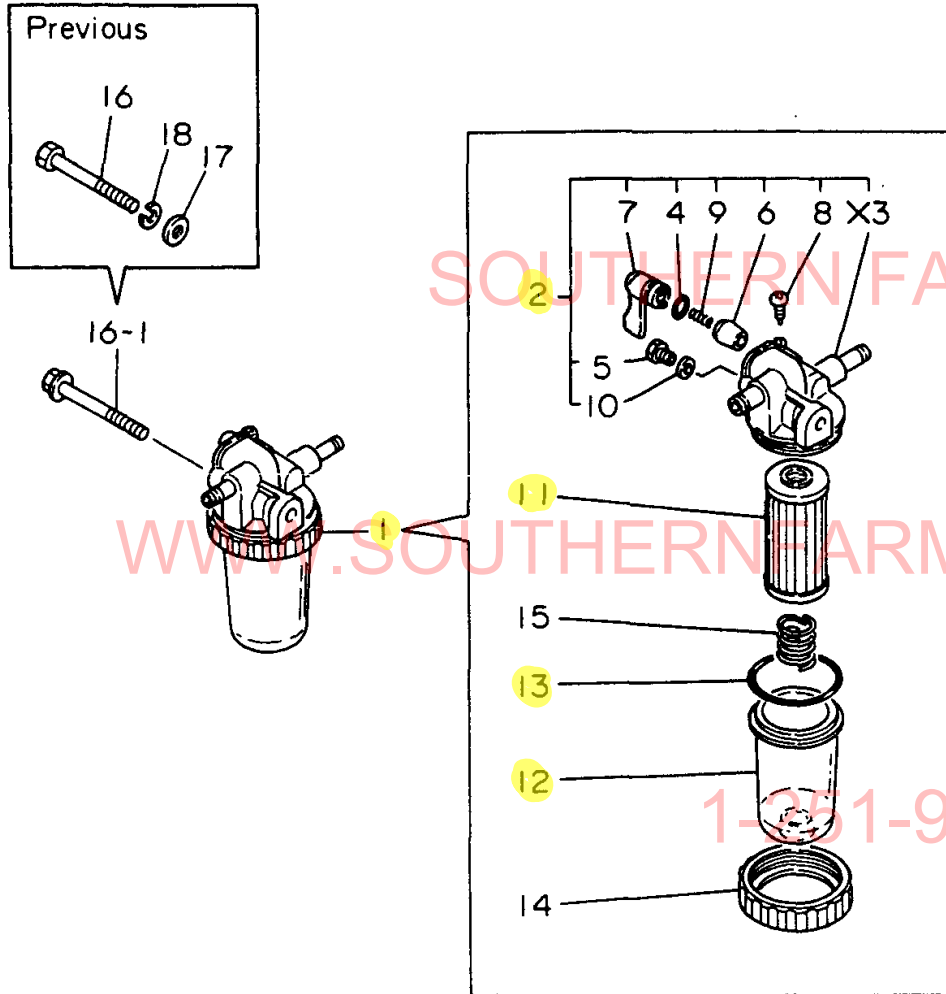
(A)=3T84HA
(B)=3T84HA-F
(C)=3T84HA-S

(D)=
(E)=
(F)=

REF.	LEV.	PARTS NO.	DESCRIPTION	Q'TY						I	R
				(A)	(B)	(C)	(D)	(E)	(F)		
1	1	704571-53100	VALVE ASSY, F.INJECT	3	3	3					
2	2	103854-53100	BODY, F.I. VALVE	3	3	3					
3	2	124770-53000	NOZZLE ASSY,F.INJECT	3	3	3					
4	2	104500-53080	HOLDER, VALVE W/CASE	3	3	3					
5	2	113200-53110	SPINDLE, INTER	3	3	3					
6	2	103854-53120	SPRING, NOZZLE	3	3	3					
7	2	113200-53120	SHOE, SPRING	3	3	3					
8	2	103854-53180	RETAINER, NOZ.SPRING	3	3	3					
9	2	172100-53200	GASKET	3	3	3					
10	2	110250-53150	SHIM SET	3	3	3					

Fig.19. FUEL STRAINER

Fig. 19 FUEL STRAINER



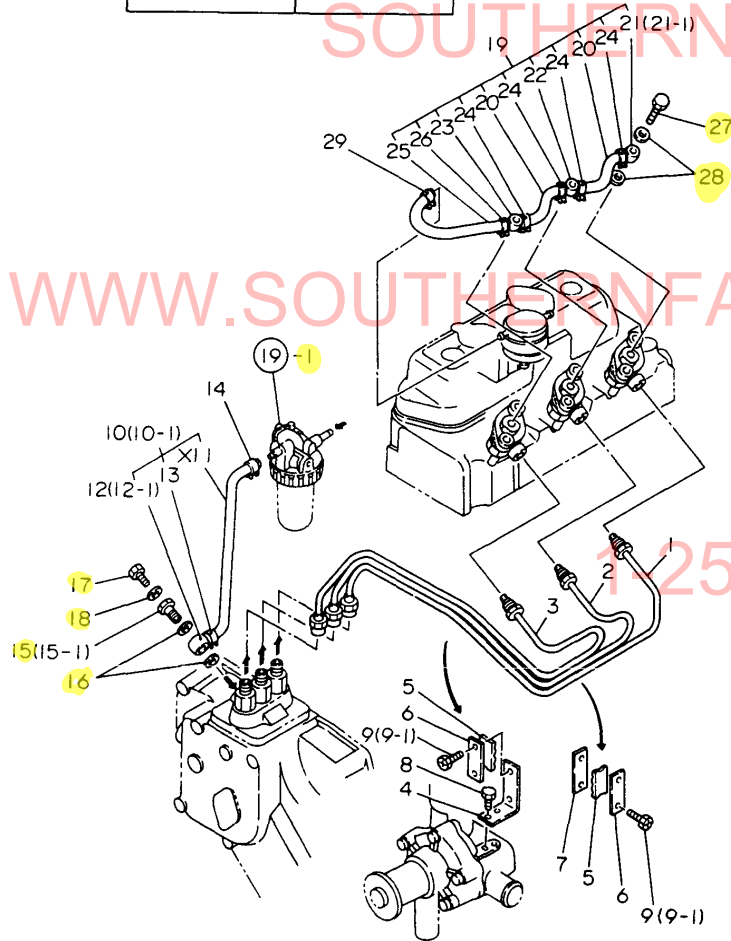
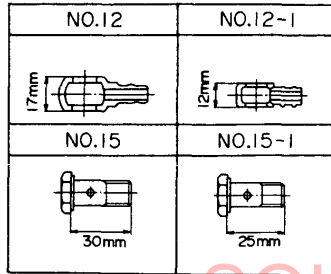
(A)=3T84HA
(B)=3T84HA-F
(C)=3T84HA-S

(D)=
(E)=
(F)=

REF.	LEV.	PARTS NO.	DESCRIPTION	Q'TY						I	R
				(A)	(B)	(C)	(D)	(E)	(F)		
1	1	121254-55600	STRAINER ASSY, FUEL	1	1	1					
2	2	721250-55540	COCK ASSY, FUEL	1	1	1					
4	3	24311-240100	O-RING 1A P-10A	1	1	1					
5	3	101720-55750	PLUG 6	2	2	2					
6	3	104200-55321	VALVE, TAPER	1	1	1					
7	3	104200-55341	HANDLE, COCK	1	1	1					
8	3	104200-55750	SCREW M 4	1	1	1					
9	3	104200-55330	SPRING, TAPER VALVE	1	1	1					
10	2	23418-060000	GASKET 6, NYLON	2	2	2					
11	2	124550-55700	ELEMENT, FUEL	1	1	1					
12	2	121254-55510	CUP, STRAINER	1	1	1					
13	2	102103-55520	O-RING	1	1	1					
14	2	110250-55610	RING, RETAINING	1	1	1					
15	2	121250-55620	SPRING	1	1	1					
16	1	26116-080652	BOLT M 8X 65 PLATED	1	1						
16-1	1	26106-080602	BOLT M 8X 60 PLATED	1	1	1					N
		(A=*1982.10)	(B=*1982.10)								
17	1	22117-080000	WASHER 8	1	1						Z
		(A=*1982.10)	(B=*1982.10)								
18	1	22217-080000	SPRING WASHER 8	1	1						Z
		(A=*1982.10)	(B=*1982.10)								

Fig.20. FUEL LINES

Fig. 20 FUEL LINES



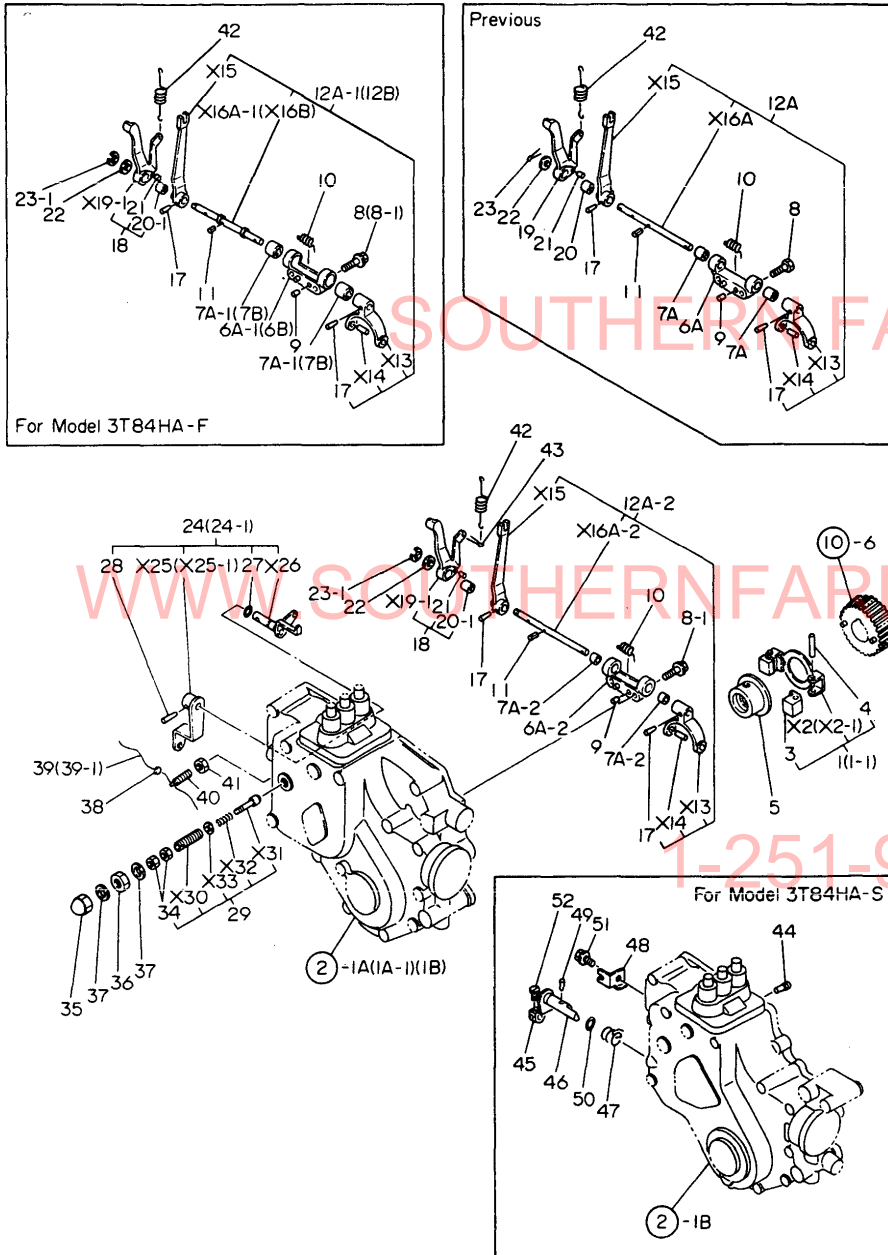
(A)=3T84HA
(B)=3T84HA-F
(C)=3T84HA-S

(D)=
(E)=
(F)=

REF.	LEV.	PARTS NO.	DESCRIPTION	Q'TY						I	R
				(A)	(B)	(C)	(D)	(E)	(F)		
1	1	129350-59810	PIPE (A), F. INJECT.	1	1	1					
2	1	129354-59820	PIPE (2), F. INJECT.	1	1	1					
3	1	129350-59830	PIPE (C), F. INJECT.	1	1	1					
4	1	121450-59850	BRACKET (A)	1	1	1					
5	1	123325-59100	RETAINER	2	2	2					
6	1	123325-59110	COVER	2	2	2					
7	1	121250-59860	RETAINER (B)	1	1	1					
8	1	26116-060102	BOLT M 6X 10 PLATED	2	2	2					
9	1	26116-060162	BOLT M 6X 16 PLATED	4	4						
9-1	1	121465-59950	BOLT M 6X 16, PLATED	4	4	4					S
		(A=E/# 95454) (B=E/# 95454)									
10	1	129354-59010	PIPE ASSY, FUEL	1	1						
10-1	1	129354-59011	PIPE ASSY, FUEL	1	1	1					S
		(A=E/#200448) (B=E/#200448)									
12	2	124250-59260	JOINT, PIPE	1	1						
12-1	2	101304-59020	JOINT 12, PIPE	1	1	1					S
		(A=E/#200448) (B=E/#200448)									
13	2	124766-59050	CLAMP 12	1	1	1					
14	1	124766-59050	CLAMP 12	1	1	1					
15	1	124060-59391	BOLT, JOINT	1	1						
15-1	1	103854-59201	BOLT, JOINT	1	1	1					S
		(A=E/#200448) (B=E/#200448)									
16	1	104200-59170	GASKET 12	2	2	2					
17	1	124060-59380	PLUG	1	1	1					
18	1	43400-500390	SEAL WASHER 6	1	1	1					
19	1	129350-59500	PIPE, FUEL RETURN	1	1	1					
20	2	129350-59550	PIPE, FUEL	2	2	2					
21	2	124450-59030	JOINT, PIPE	1							
21-1	2	124550-59030	JOINT 8, PIPE	1	1	1					N
		(A=*)									
22	2	124550-59090	JOINT, PIPE	1	1	1					
23	2	121750-59090	JOINT 8, PIPE	1	1	1					
24	2	124066-59100	CLAMP 8	4	4	4					
25	2	121420-77700	PIPE, FUEL	1	1	1					
26	2	124060-77680	CLAMP 10	1	1	1					
27	1	101147-59810	BOLT, PIPE JOINT	3	3	3					
28	1	23414-080012	GASKET 8	6	6	6					
29	1	124060-77680	CLAMP 10	1	1	1					

Fig.21. GOVERNOR MECHANISM

Fig. 21 GOVERNOR MECHANISM



(A)=3T84HA
(B)=3T84HA-F
(C)=3T84HA-S

(D)=
(E)=
(F)=

REF.	LEV.	PARTS NO.	DESCRIPTION	Q'TY						I	R
				(A)	(B)	(C)	(D)	(E)	(F)		
1	1	121450-61100	SUPPORT ASSY, GOV.	1	1						
1-1	1	121450-61101	SUPPORT ASSY, GOV.	1	1	1					S 1
(A=*1982.06) (B=*1982.06)											
3	2	104200-61200	WEIGHT, GOVERNOR	2	2	2					
4	2	172200-61220	PIN, GOVERNOR WEIGHT	2	2	2					
4-1	2	119660-61220	PIN, GOVERNOR WEIGHT	2	2	2					N
(A=E/# A3393) (B=E/# A3393) (C=E/# A3393)											
4A	1	22351-040008	SPRING PIN 4X 8		2						
5	1	129350-61600	SLEEVE, GOVERNOR	1	1	1					
6A	1	121450-61620	SUPPORT	1							
6A-1	1	121520-61620	SUPPORT, LEVER SHAFT	1							S
(A=*)											
6A-2	1	121567-61620	SUPPORT, LEVER SHAFT	1	1						S 2
(A=E/# 95898)											
6B	1	121520-61620	SUPPORT, LEVER SHAFT		1						
7A	1	121450-61520	NEEDLE BEARING FJ810	2							
7A-1	1	121520-61520	BEARING, NEEDLE	2							S
(A=*)											
7A-2	1	121567-61640	BUSH, GOV.SHAFT	2	2						S 2
(A=E/# 95898)											
7B	1	121520-61520	BEARING, NEEDLE		2						
8	1	26116-060222	BOLT M 6X 22 PLATED	2	2						
8-1	1	26106-060222	BOLT M 6X 22 PLATED	2	2	2					N
(A=*1982.10) (B=*1982.10)											
9	1	22312-040080	PIN 4X8, STRAIGHT	2	2	2					
10	1	121450-61631	SPRING	1	1	1					
11	1	22351-030010	SPRING PIN 3X10	1	1	1					
12A	1	121450-61000	LEVER ASSY, GOVERNOR	1							
12A-1	1	121450-61001	LEVER ASSY, GOVERNOR	1							N
(A=*1981.)											
12A-2	1	121567-61000	LEVER ASSY, GOVERNOR	1	1						S 2
(A=E/# 95898)											
12B	1	121450-61001	LEVER ASSY, GOVERNOR		1						
17	2	22322-030180	TAPER PIN 3X18	2	2	2					
18	1	121450-66180	LEVER ASSY, LIMIT	1	1	1					
19	2	121450-66160	LEVER, LIMIT FUEL OIL	1							
20	2	121450-61520	NEEDLE BEARING FJ810	1							
20-1	2	121450-66170	BUSH, GOV. SHAFT	1	1	1					S
(A=*1982.10)											
21	2	22312-030080	PARALLEL PIN 3X 8	1	1	1					
22	1	22137-080000	WASHER 8, POLISHED	1	1	1					
23	1	22417-300150	COTTER PIN 3.0X15	1	1	1					
23-1	1	22272-000060	CIRCLIP E- 6		1						S
(B=*)											
24	1	121520-66000	LEVER ASSY,REGULATOR	1	1						
24-1	1	121454-66002	LEVER ASSY,REGULATOR	1	1	1					S
(A=E/# 98873) (B=E/# 98873)											
27	2	24311-000070	O-RING 1A P-7.0	1	1	1					
28	2	22322-030200	TAPER PIN 3X20	1	1	1					
29	1	121520-66550	TORQUE SPRING ASSY	1	1	1					
34	2	26756-050002	LOCK NUT M 5 PLATED	2	2	2					

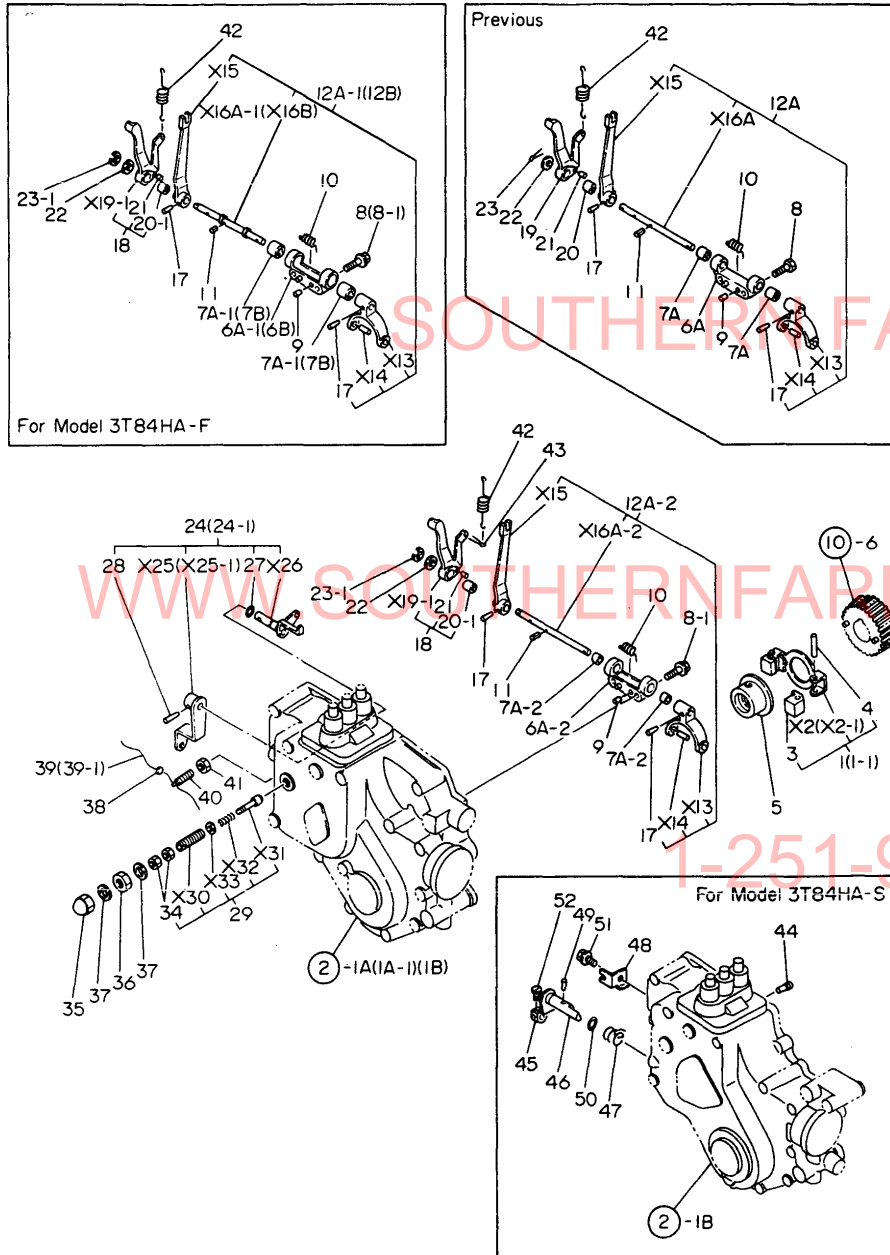
N:Old → New, Q:Old ↔ New, R:Old ↔ New, S:Old ↔ New, W:Add, Z:Discontinued, F:Set Change, K:Q'ty Change
 ++ CONTINUE ++ (C)Copy Rights YANMAR CO.,LTD and YANMAR AGRICULTURAL EQUIPMENT CO.,LTD.

Fig.21. GOVERNOR MECHANISM

(A)=3T84HA
(B)=3T84HA-F
(C)=3T84HA-S

(D)=
(E)=
(F)=

Fig. 21 GOVERNOR MECHANISM



REF.	LEV.	PARTS NO.	DESCRIPTION	Q'TY						I	R
				(A)	(B)	(C)	(D)	(E)	(F)		
35	1	26687-120002	CAP NUT M12	1	1	1					
36	1	26736-120002	NUT M12	1	1	1					
37	1	43400-500450	SEAL WASHER 12	2	2	2					
38	1	135210-61090	LEAD	1	1	1					
39	1	22451-100000	WIRE 1.0	1	1						
39-1	1	22451-060000	WIRE 0.6	1	1	1					N
		(A=*1981.09) (B=*1981.09)									
40	1	121454-66420	ADJUSTER	1	1	1					
41	1	124550-66370	LOCK NUT M 6	1	1	1					
42	1	121520-66010	SPRING, REGULATOR	1	1	1					
43	1	22417-300150	COTTER PIN 3.0X15	1		1					W
		(A=?)									
44	1	124250-03640	SCREW, STOP								1
45	1	104211-03770	PLATE								1
46	1	121551-66520	LEVER, ENG. STOP								1
47	1	121551-66580	SPRING, RETURN								1
48	1	121551-66900	SUPPORT, STOP WIRE								1
49	1	22322-030160	TAPER PIN 3X16								1
50	1	24311-000090	O-RING 1A P-9.0								1
51	1	26106-060122	BOLT M 6X 12 PLATED								1
52	1	26116-050128	BOLT M 5X 12 PLATED								1

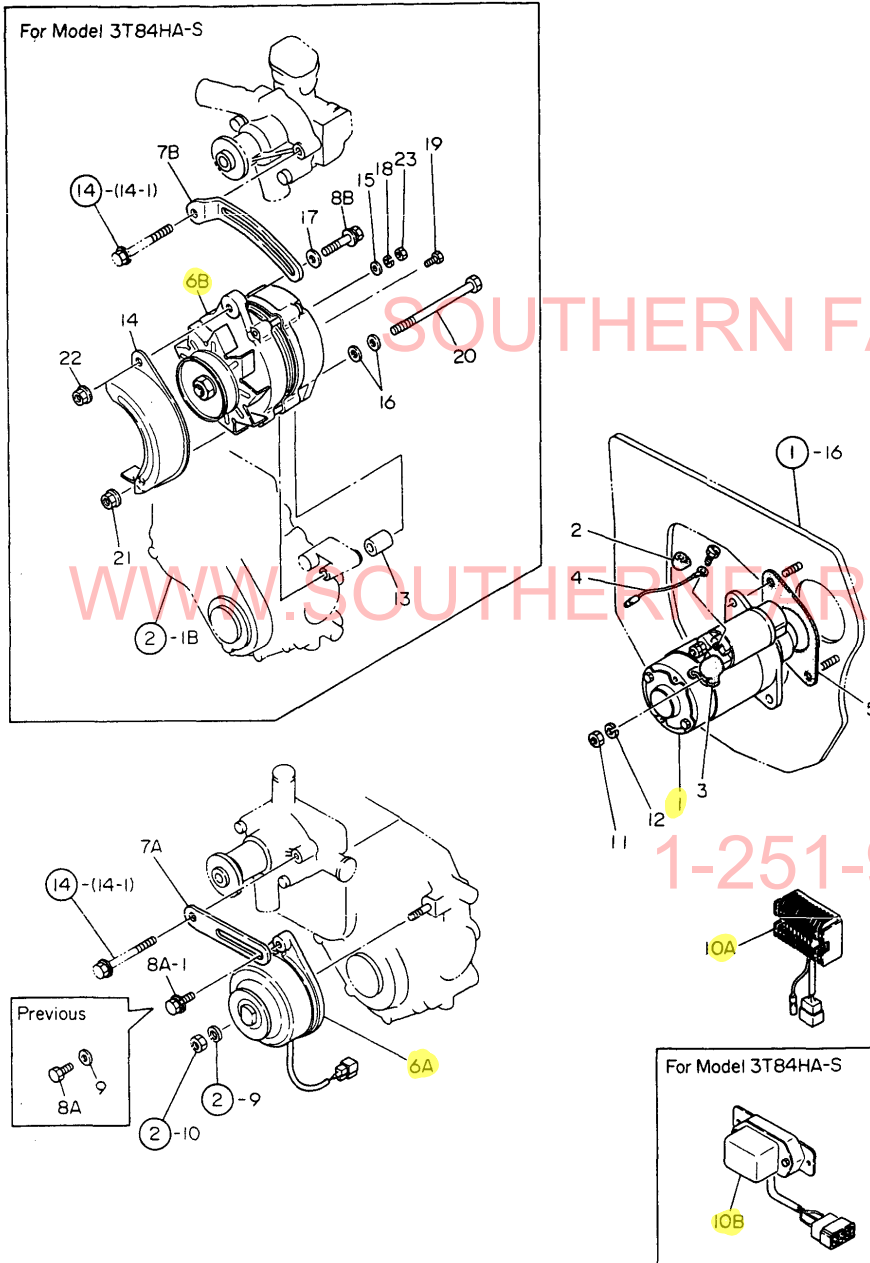
N:Old ↔ New, Q:Old ↔ New, R:Old ↔ New, S:Old ↔ New, W:Add, Z:Discontinued, F:Set Change, K:Q'ty Change
(C)Copy Rights YANMAR CO.,LTD and YANMAR AGRICULTURAL EQUIPMENT CO.,LTD.

Fig.22. ELECTRIC EQUIPMENT

(A)=3T84HA
(B)=3T84HA-F
(C)=3T84HA-S

(D)=
(E)=
(F)=

Fig. 22 ELECTRIC EQUIPMENT



REF.	LEV.	PARTS NO.	DESCRIPTION	Q'TY						I	R
				(A)	(B)	(C)	(D)	(E)	(F)		
1	1	124250-77012	STARTER (S12-77A)	1	1	1					
2	1	124550-77020	COVER, TERMINAL	1	1	1					
3	1	124550-77030	COVER, TERMINAL	1	1	1					
4	1	124764-77090	WIRE	1	1	1					
5	1	129350-77050	GASKET, STARTER	1	1						Z
		(A=*) (B=*)									
6A	1	121450-77200	GENERATOR 12V-180W	1	1						
6B	1	121492-77200	GENERATOR (LT135-54)			1					
7A	1	121850-77330	ADJUSTER, BELT	1	1						
7B	1	129354-77330	ADJUSTER, BELT				1				
8A	1	26116-080252	BOLT M 8X 25 PLATED	1	1						
8A-1	1	26014-080252	BOLT M 8X 25	1	1						N
		(A=E/# 95454) (B=E/# 95454)									
8B	1	26014-080352	BOLT M 8X 35				1				
9	1	22137-080000	WASHER 8, POLISHED	1	1						Z
		(A=*) (B=*)									
10A	1	121450-77711	LIMITER, CURRENT	1	1						
10A-1	1	121520-77710	LIMITER, CURRENT	1	1						N
		(A=E/# A5021) (B=E/# A5021)									
10B	1	124550-77710	REGULATOR (TL1Z-86)				1				
11	1	26756-080002	LOCK NUT M 8 PLATED	1	1	1					
12	1	22217-080000	SPRING WASHER 8	1	1	1					
13	1	124950-55900	SPACER				1				
14	1	124610-77210	COVER, GENERATOR				1				
15	1	22117-050000	WASHER 5				1				
16	1	22117-080000	WASHER 8				2				
17	1	22137-080000	WASHER 8, POLISHED				1				
18	1	22217-050000	SPRING WASHER 5				1				
19	1	26116-050142	BOLT M 5X 14 PLATED				1				
20	1	26116-081202	BOLT M 8X120 PLATED				1				
21	1	26366-080002	NUT M 8				2				
22	1	26366-080002	NUT M 8				1				
23	1	26756-050002	LOCK NUT M 5 PLATED				1				

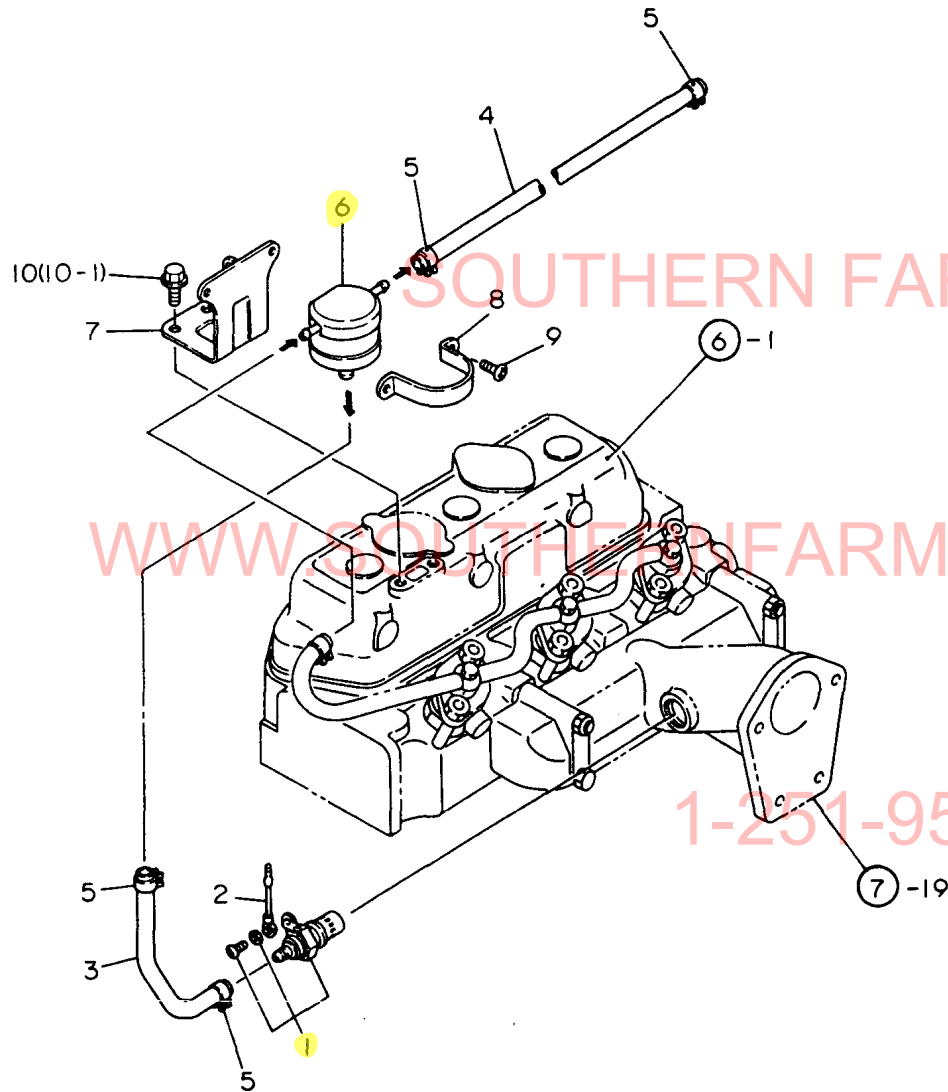
1-251-957-2857

Fig.23. THERMOSTART

(A)=3T84HA
(B)=3T84HA-F
(C)=3T84HA-S

(D)=
(E)=
(F)=

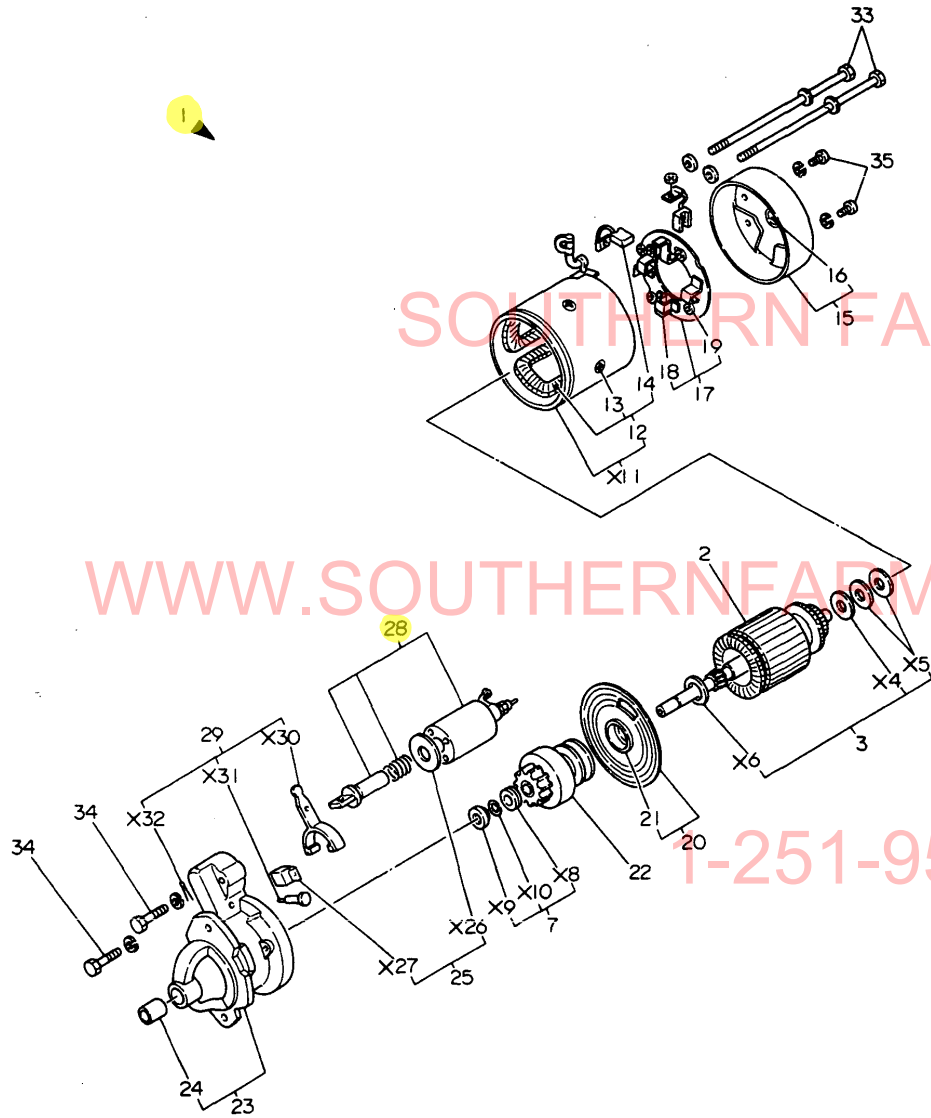
Fig. 23 THERMOSTART



REF.	LEV.	PARTS NO.	DESCRIPTION	Q'TY						I	R
				(A)	(B)	(C)	(D)	(E)	(F)		
1	1	121023-77910	PLUG, THERMOSTAT	1	1	1					
2	1	121120-77920	WIRE, THERMOSTAT	1	1	1					
3	1	121400-77701	PIPE, FUEL	1	1	1					
4	1	124736-77700	PIPE, FUEL	1	1	1					
5	1	124060-77680	CLAMP 10	4	4	4					
6	1	121750-77800	TANK, HEADER	1	1	1					
7	1	121550-77810	BRACKET	1	1	1					
8	1	124460-77820	BRACKET(B), TANK	1	1	1					
9	1	26557-060082	SCREW M 6X 8	2	2	2					
10	1	26116-080122	BOLT M 8X 12 PLATED	2	2						
10-1	1	26106-080122	BOLT M 8X 12 PLATED	2	2	2					N
(A=*1982.) (B=*1982.10)											

Fig.24. STARTER 12V-1.8KW(TYPE S12-77)

Fig. 24 STARTER 12V-1.8KW (TYPE S12-77)



Y00T2321 24. STARTER 12V-1.8KW(TYPE S12-77)

(A)=3T84HA
(B)=3T84HA-F
(C)=3T84HA-S

(D)=
(E)=
(F)=

REF.	LEV.	PARTS NO.	DESCRIPTION	Q'TY						I	R
				(A)	(B)	(C)	(D)	(E)	(F)		
1	1	124250-77012	STARTER (S12-77A)	1	1	1					
2	2	X21207100	ARMATURE ASSY	1	1	1					
2-1	2	124250-77500	ARMATURE ASSY	1	1	1					R
3	2	X21201115	WASHER SET, THRUST	1	1	1					
3-1	2	124250-77510	WASHER KIT	1	1	1					R
7	2	X21201110	STOPPER SET	1	1	1					
7-1	2	124250-77070	STOPPER SET, PINION	1	1	1					R
12	3	X21204259	COIL ASSY	1	1	1					
12-1	3	124250-77110	COIL ASSY, FIELD	1	1	1					R
13	4	X21142215	SCREW	4	4	4					
13-1	4	124250-77120	SCREW SET, PORE CORE	4	4	4					R
14	4	X21209311	BRUSH (+)	2	2	2					
14-1	4	124250-77130	BRUSH (+)	2	2	2					R
15	2	X22501300	COVER ASSY, REAR	1	1	1					
15-1	2	124250-77140	COVER ASSY, REAR	1	1	1					R
16	3	X21204302	METAL, COVER BEARING	1	1	1					
16-1	3	124250-77150	METAL, REAR COVER	1	1	1					R
17	2	X21205310	HOLDER ASSY, BRUSH	1	1	1					
17-1	2	124250-77160	HOLDER ASSY, BRUSH	1	1	1					R
18	3	X21207312	BRUSH	1	1	1					
18-1	3	124250-77170	BRUSH (-)	2	2	2					R
19	3	X21201313	SPRING, BRUSH	4	4	4					
19-1	3	124250-77180	SPRING, BRUSH	4	4	4					R
20	2	X21205400	BEARING ASSY	1	1	1					
20-1	2	124250-77190	BEARING ASSY, CENTER	1	1	1					R
21	3	X21204401	METAL, CENTER BERG.	1	1	1					
21-1	3	124250-77520	BEARING	1	1	1					R
22	2	X212045001	PINION ASSY	1	1	1					
22-1	2	124250-77210	PINION ASSY	1	1	1					R
23	2	X21205650	CASE ASSY, GEAR	1	1	1					
23-1	2	124250-77220	CASE ASSY, GEAR	1	1	1					R
24	3	X21202601	METAL, GEAR CASE	1	1	1					
24-1	3	124250-77230	METAL, GEAR CASE	1	1	1					R
25	2	X21202602	COVER SET	1	1	1					
25-1	2	124250-77240	COVER SET, DUST	1	1	1					R

N:Old ↔ New, Q:Old ↔ New, R:Old ↔ New, S:Old ↔ New, W:Add, Z:Discontinued, F:Set Change, K:Q'ty Change
 ++ CONTINUE ++
 (C)Copy Rights YANMAR CO.,LTD and YANMAR AGRICULTURAL EQUIPMENT CO.,LTD.

Fig.24. STARTER 12V-1.8KW(TYPE S12-77)

Fig. 24 STARTER 12V-1.8KW (TYPE S12-77)

(A)=3T84HA
(B)=3T84HA-F
(C)=3T84HA-S

(D)=
(E)=
(F)=

REF.	LEV.	PARTS NO.	DESCRIPTION	Q'TY						I	R
				(A)	(B)	(C)	(D)	(E)	(F)		
		(A=E/# A4275) (B=E/# A4275) (C=E/# A4275)									
28	2	X212037002	SWITCH ASSY, MAGNET.	1	1	1					
28-1	2	124250-77310	SWITCH, MAGNETIC	1	1	1					R
		(A=E/# A4275) (B=E/# A4275) (C=E/# A4275)									
29	2	X21201605	LEVER SET	1	1	1					
29-1	2	124250-77270	LEVER SET, SHIFT	1	1	1					R
		(A=E/# A4275) (B=E/# A4275) (C=E/# A4275)									
33	2	X21204810	BOLT, THROUGH	2	2	2					
33-1	2	124250-77320	BOLT, THROUGH	2	2	2					R
		(A=E/# A4275) (B=E/# A4275) (C=E/# A4275)									
34	2	X21145866	BOLT	2	2	2					
34-1	2	26106-060322	BOLT M 6X 32 PLATED	2	2	2					R
		(A=E/# A4275) (B=E/# A4275) (C=E/# A4275)									
35	2	26557-040122	SCREW M 4X 12,PAN HD	2	2	2					

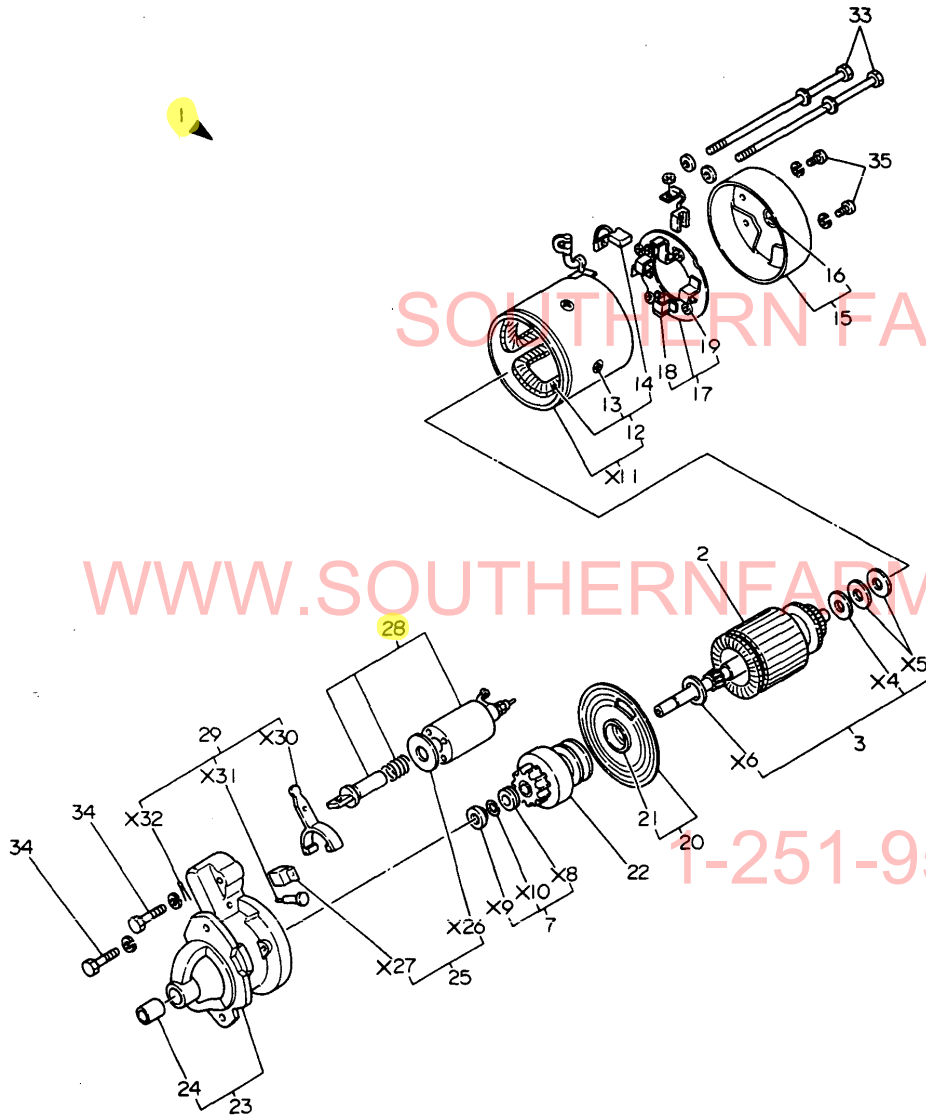
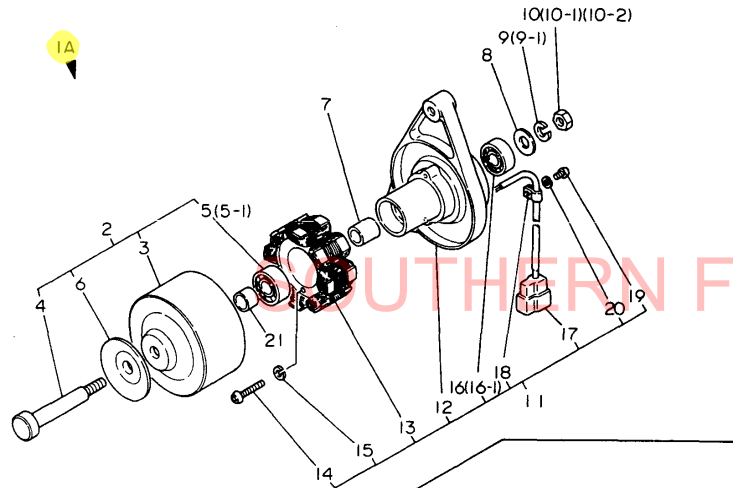
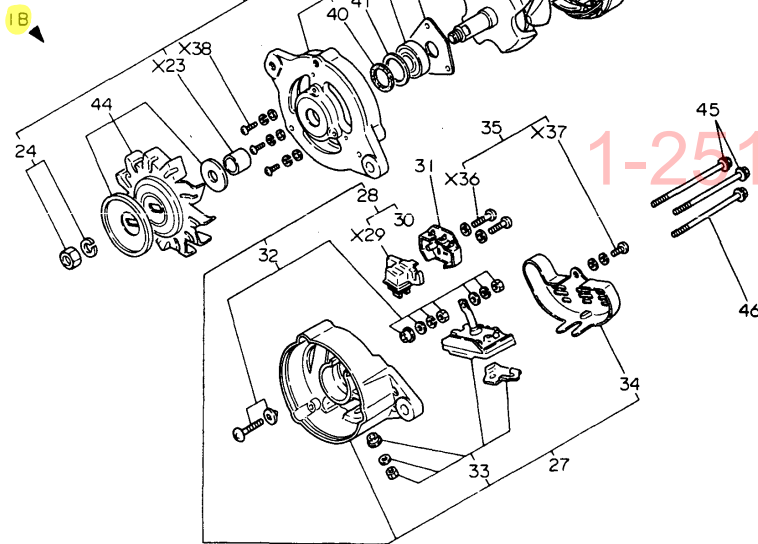


Fig.25. GENERATOR

Fig. 25 GENERATOR



For Model 3T84HA-S



(A)=3T84HA
(B)=3T84HA-F
(C)=3T84HA-S

(D)=
(E)=
(F)=

REF.	LEV.	PARTS NO.	DESCRIPTION	Q'TY						I	R
				(A)	(B)	(C)	(D)	(E)	(F)		
1A	1	121450-77200	GENERATOR 12V-180W	1	1						
1B	1	121492-77200	GENERATOR (LT135-54)				1				
2	2	94210M-42875	FLYWHEEL ASSY	1	1						
3	2	XM622270000	FLYWHEEL	1	1						
4	2	XM429270000	SHAFT	1	1						
5	2	XM861240000	B.BEARING #6201ZZC3	1	1						
5-1	2	24107-062010	BALL BEARING	1	1						R
		(A=*) (B=*)									
6	2	XM429290000	PLATE, PULLEY	1	1						
7	2	XM329830000	COLLAR	1	1						
8	2	XM860250000	WASHER 10	1	1						
9	2	94210M-21932	WASHER, SPRING	1	1						
9-1	2	22217-100000	SPRING WASHER 10	1	1						R
		(A=*) (B=*)									
10	2	94210M-86372	NUT	1	1						
10-1	2	26716-100002	NUT M10	1	1						R
		(A=*) (B=*)									
10-2	2	26706-100002	NUT M10	1	1						R
		(A=*1982.10) (B=*1982.10)									
11	2	XM514160000	PLATE ASSY	1	1						
12	3	XM514170000	PLATE	1	1						
13	3	XM514180000	STATOR	1	1						
14	3	26557-040252	SCREW M 4X 25	2	2						
15	3	22217-040000	SPRING WASHER 4	2	2						
16	3	XM861240000	B.BEARING #6201ZZC3	1	1						
16-1	3	24107-062010	BALL BEARING	1	1						R
		(A=*) (B=*)									
17	3	XM967170000	COUPLER	1	1						
18	3	XM069000000	CLAMP	1	1						
19	3	26557-040082	SCREW M 4X 8	1	1						
20	3	22217-040000	SPRING WASHER 4	1	1						
21	2	XM428020000	COLLAR	1	1						
22	2	XLT135N1100	ROTOR ASSY								1
24	3	XB444001A	NUT SET, PULLEY								1
25	3	X6201SD	BALL BEARING								1
26	2	XL135N2200	STATOR ASSY								1
27	2	XL135N1300	COVER ASSY								1
28	3	XL135N1301	BRUSH ASSY								1
30	4	XL135N1302	N-TERMINAL								1
31	3	XL135N1303	COVER								1
32	3	XL1255310A	BOLT ASSY, TERMINAL								1
33	3	XL1258320	DIODE								1
34	3	XL1256338	COVER								1
35	2	XL14010001	SCREW KIT								1
39	2	XL1255400	COVER ASSY, FRONT								1
40	3	XL1151402	GASKET								1
41	3	XL1151403	RETAINER, GASKET								1
42	3	XL1307404Y	RETAINER								1
43	3	X6202SD	BALL BEARING #6202SD								1
44	2	XL1151552	PULLEY ASSY								1
45	2	XL1251801	BOLT, THROUGH								2

N:Old ↔ New, Q:Old ↔ New, R:Old ↔ New, S:Old ↔ New, W:Add, Z:Discontinued, F:Set Change, K:Q'ty Change
 ++ CONTINUE ++ (C)Copy Rights YANMAR CO.,LTD and YANMAR AGRICULTURAL EQUIPMENT CO.,LTD.

Fig.25. GENERATOR

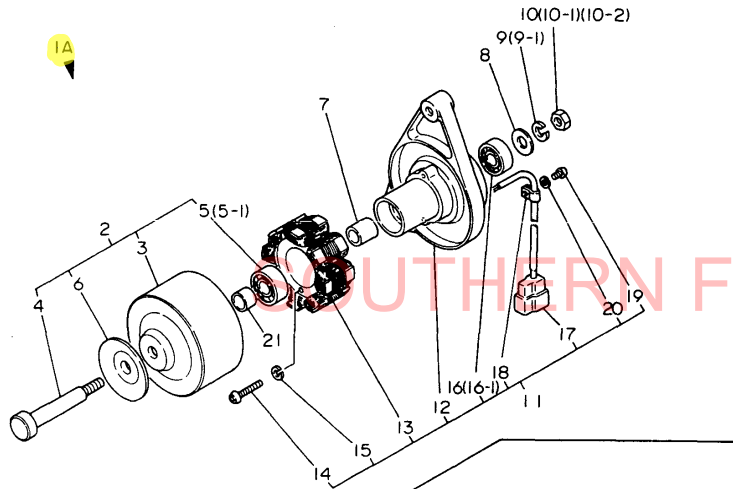
Fig. 25 GENERATOR

Y00T2321 25. GENERATOR

(A)=3T84HA
(B)=3T84HA-F
(C)=3T84HA-S

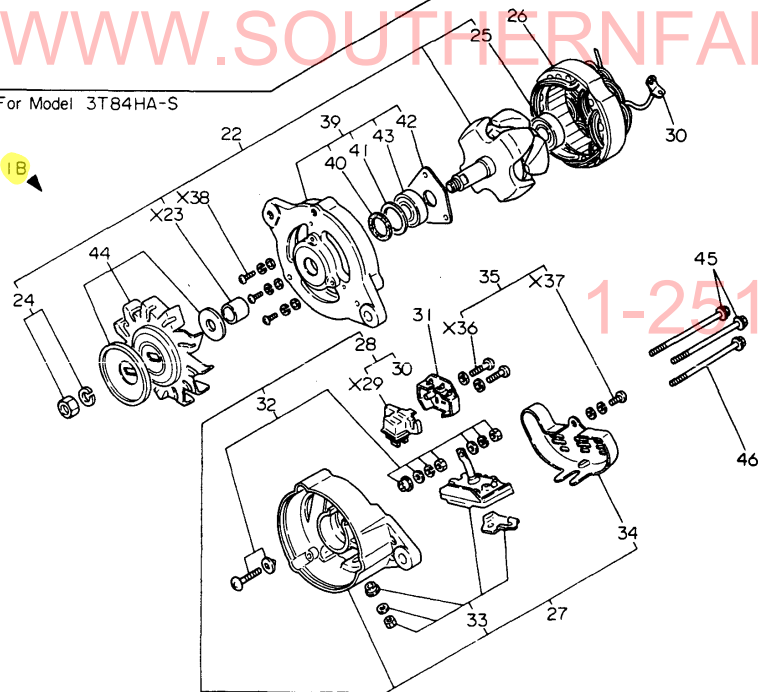
(D)=
(E)=
(F)=

REF.	LEV.	PARTS NO.	DESCRIPTION	Q'TY						I	R
				(A)	(B)	(C)	(D)	(E)	(F)		
46	2	XL1251802	BOLT, THROUGH						1		



WWW.SOUTHERNFARMEQUIPMENTIMPORTS.COM

For Model 3T84HA-S



1-251-957-2857

Fig.26. REPAIR KIT (FOR ENGINE)

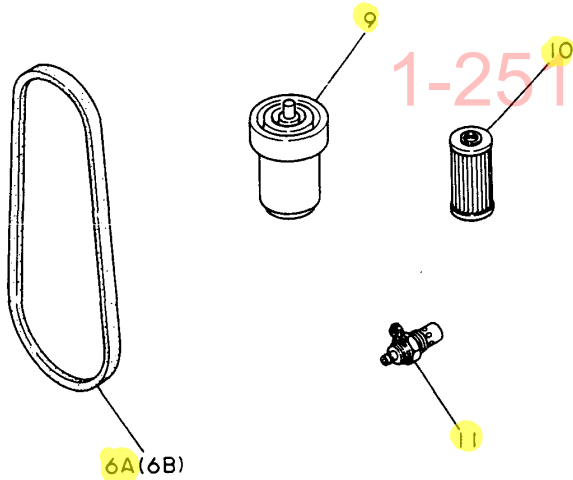
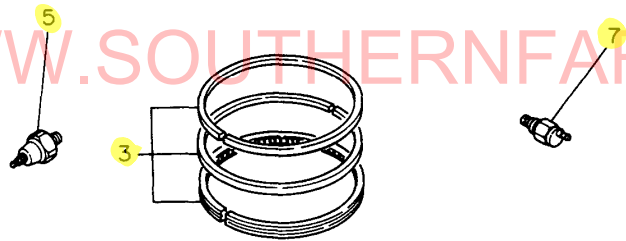
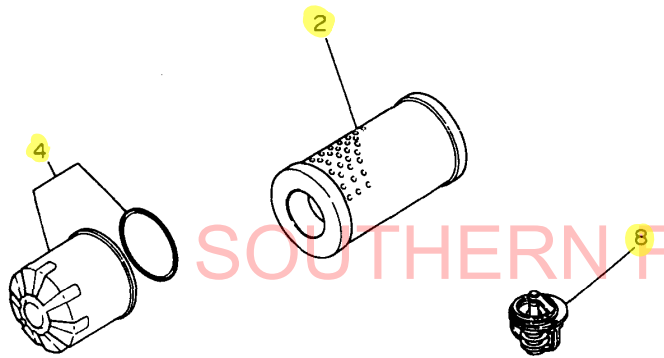
Y00T2321 26. REPAIR KIT (FOR ENGINE)

(A)=3T84HA
(B)=3T84HA-F
(C)=3T84HA-S

(D)=
(E)=
(F)=

Fig. 26 REPAIR KIT (FOR ENGINE)

IA(1B)



REF.	LEV.	PARTS NO.	DESCRIPTION	Q'TY						I	R
				(A)	(B)	(C)	(D)	(E)	(F)		
1A	1	729354-92500	REPAIR SET	1	1						1
1B	1	729354-92730	REPAIR KIT(A),ENGINE							1	1
2	2	121253-12510	ELEMENT, AIR CLEANER	1	1	1					
3	2	729350-22500	RING SET	1	1	1					
4	2	124550-35110	ELEMENT, LUB. OIL	1	1	1					
5	2	124160-39450	SWITCH, OIL PRESSURE	1	1	1					
6A	2	124732-42290	V-BELT (A-37)	1	1						
6B	2	121492-42290	V-BELT (A-38)							1	
7	2	121250-44901	SWITCH, THERMO(110 C	1	1	1					
8	2	129350-49800	THERMOSTAT (71 C	1	1	1					
9	2	124770-53000	NOZZLE ASSY,F.INJECT	3	3	3					
10	2	124550-55700	ELEMENT, FUEL	1	1	1					
11	2	121023-77910	PLUG, THERMOSTAT	1	1	1					

WWW.SOUTHERNFARMEQUIPMENTIMPORTS.COM

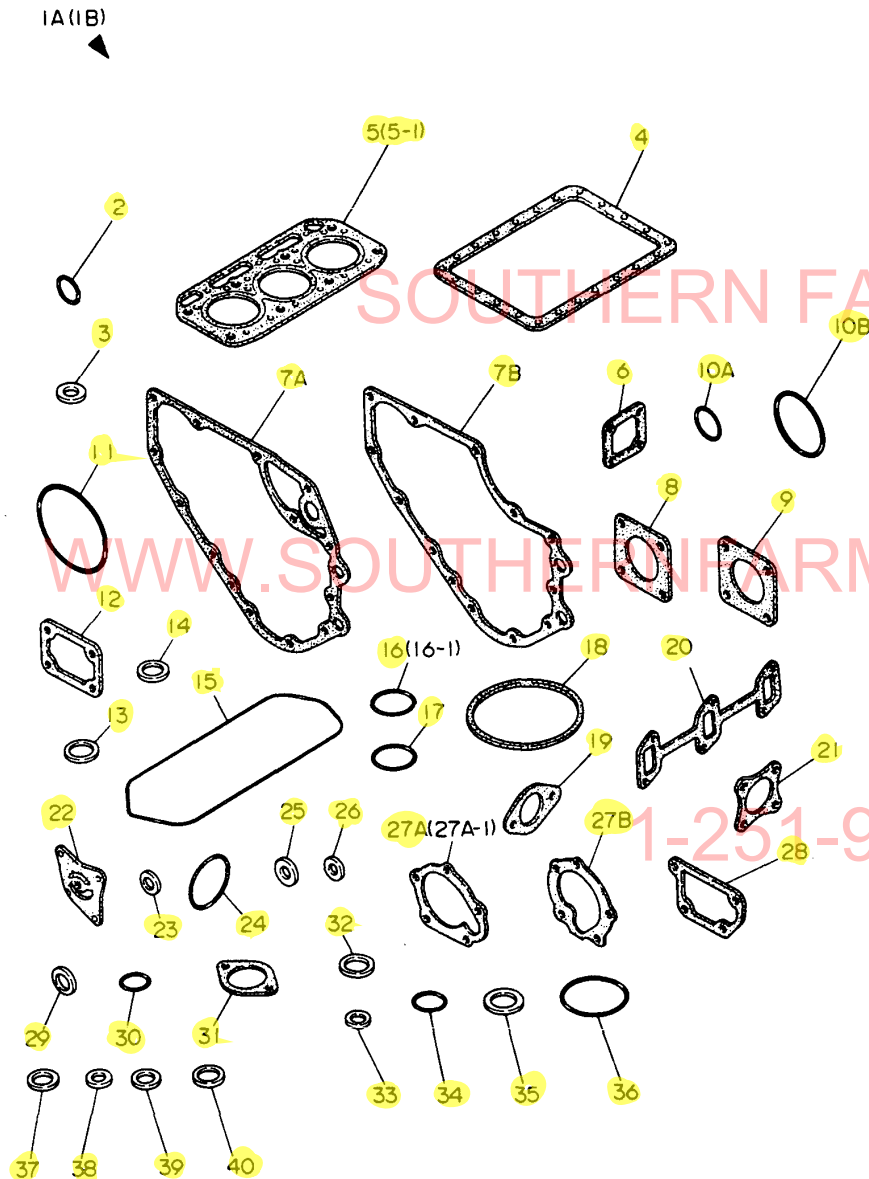
1-251-957-2857

Fig.27. GASKET KIT (FOR ENGINE)

(A)=3T84HA
(B)=3T84HA-F
(C)=3T84HA-S

(D)=
(E)=
(F)=

Fig. 27 GASKET KIT (FOR ENGINE)



REF.	LEV.	PARTS NO.	DESCRIPTION	Q'TY						I	R
				(A)	(B)	(C)	(D)	(E)	(F)		
1A	1	729354-92600	GASKET SET	1	1						1
1B	1	729354-92620	GASKET, SET			1					1
2	2	24311-000100	O-RING 1A P-10.0	2	2	2					
3	2	43400-500450	SEAL WASHER 12	1	1	1					
4	2	121575-01750	GASKET, OIL SUMP	1	1	1					
5	2	129350-01330	GASKET, CYL. HEAD	1	1						
5-1	2	129350-01331	GASKET, HEAD	1	1	1					N
		(A=*1982.) (B=*1982.)									
6	2	121450-01531	GASKET, COVER	1	1	1					
7A	2	121450-01511	GASKET, GEAR HOUSING	1	1						
7B	2	121575-01510	GASKET, GEAR HOUSING			1					
8	2	124240-01882	GASKET, HO-P	1	1	1					
8-1	2	124240-01883	GASKET, (NON ASB.)	1	1	1					N
		(A=E/# A7791) (B=E/# A7791) (C=E/# A7791)									
9	2	124950-26021	GASKET	1	1	1					
10A	2	24341-000260	O-RING 1A S-26.0	1	1						
10B	2	24341-000460	O-RING 1A S-46.0			1					
11	2	24341-001350	O-RING 1A S-135.0	1	1	1					
12	2	121450-11680	GASKET, COVER	1	1	1					
13	2	101704-11450	GASKET, CHAMBER	6	6	6					
14	2	103854-11490	INSULATOR	3	3	3					
15	2	129350-11310	GASKET, BONNET	1	1	1					
16	2	121420-01760	O-RING	1	1	1					
16-1	2	24311-000320	O-RING 1A P-32.0	1	1	1					N
		(A=E/# 99460) (B=E/# 99460)									
17	2	24341-000400	O-RING 1A S-40.0	1	1	1					
18	2	124064-12430	GASKET, CLEANER	2	2	2					
19	2	124767-12050	GASKET	1	1	1					
20	2	129350-13250	GASKET	1	1	1					
20-1	2	129322-13520	GASKET	1	1	1					N
		(A=E/# A6080) (B=E/# A6080) (C=E/# A6080)									
21	2	121450-13200	GASKET, SILENCER	1	1	1					
22	2	121450-32021	GASKET, L.O.PUMP	1	1	1					
23	2	121550-35110	GASKET 18	1	1	1					
24	2	124450-35110	O-RING, L.O.STRAINER	1	1	1					
25	2	23414-100000	GASKET 10, ROUND	2	2	2					
26	2	23414-080000	GASKET 8, ROUND	6	6	6					
27A	2	121450-42050	GASKET	1	1						
27A-1	2	121023-42051	GASKET	1	1						N
		(A=*1981.) (B=*1981.)									
27B	2	121000-42051	GASKET, C.W.PUMP			1					
28	2	121450-44410	GASKET, BRACKET	1	1	1					
29	2	124465-44950	GASKET 16	1	1	1					
30	2	24311-000120	O-RING 1A P 12.0	1	1	1					
31	2	129350-49540	GASKET, THERMO.COVER	1	1	1					
31-1	2	129350-49541	GASKET, (NON ASB.)	1	1	1					N
		(A=E/# A7791) (B=E/# A7791) (C=E/# A7791)									
32	2	124950-51270	GASKET	3	3	3					
33	2	124550-51350	GASKET, DELIVERY	3	3	3					
34	2	124550-51370	O-RING, DELIVERY	3	3	3					
35	2	172100-53200	GASKET	3	3	3					

N:Old ↔ New, Q:Old ↔ New, R:Old ↔ New, S:Old ↔ New, W:Add, Z:Discontinued, F:Set Change, K:Q'ty Change
++ CONTINUE ++ (C)Copy Rights YANMAR CO.,LTD and YANMAR AGRICULTURAL EQUIPMENT CO.,LTD.

Fig.27. GASKET KIT (FOR ENGINE)

Y00T2321 27. GASKET KIT (FOR ENGINE)

(A)=3T84HA
(B)=3T84HA-F
(C)=3T84HA-S

(D)=
(E)=
(F)=

Fig. 27 GASKET KIT (FOR ENGINE)

REF.	LEV.	PARTS NO.	DESCRIPTION	Q'TY						I	R
				(A)	(B)	(C)	(D)	(E)	(F)		
36	2	102103-55520	O-RING	1	1	1					
37	2	104200-59170	GASKET 12	2	2	2					
38	2	43400-500390	SEAL WASHER 6	1	1	1					
39	2	23414-080012	GASKET 8	6	6	6					
40	2	43400-500450	SEAL WASHER 12	2	2	2					

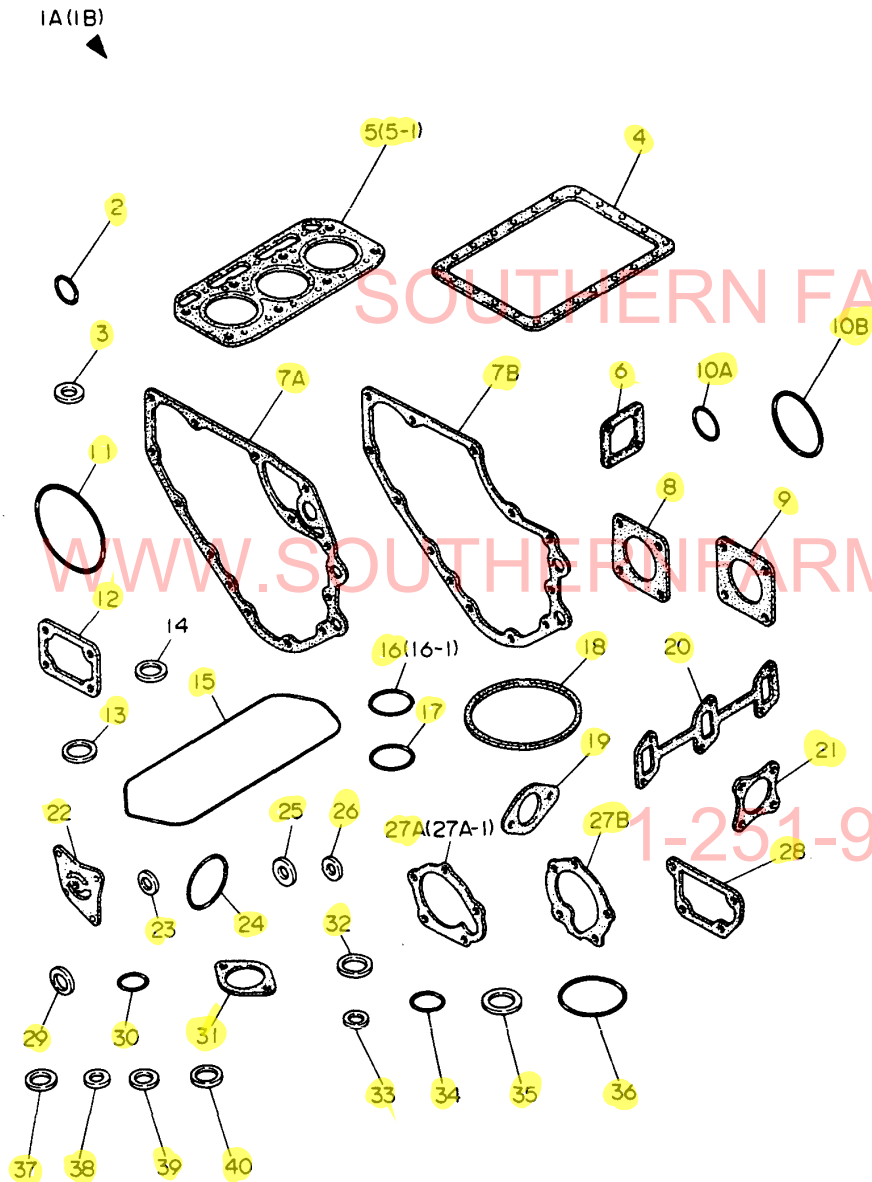
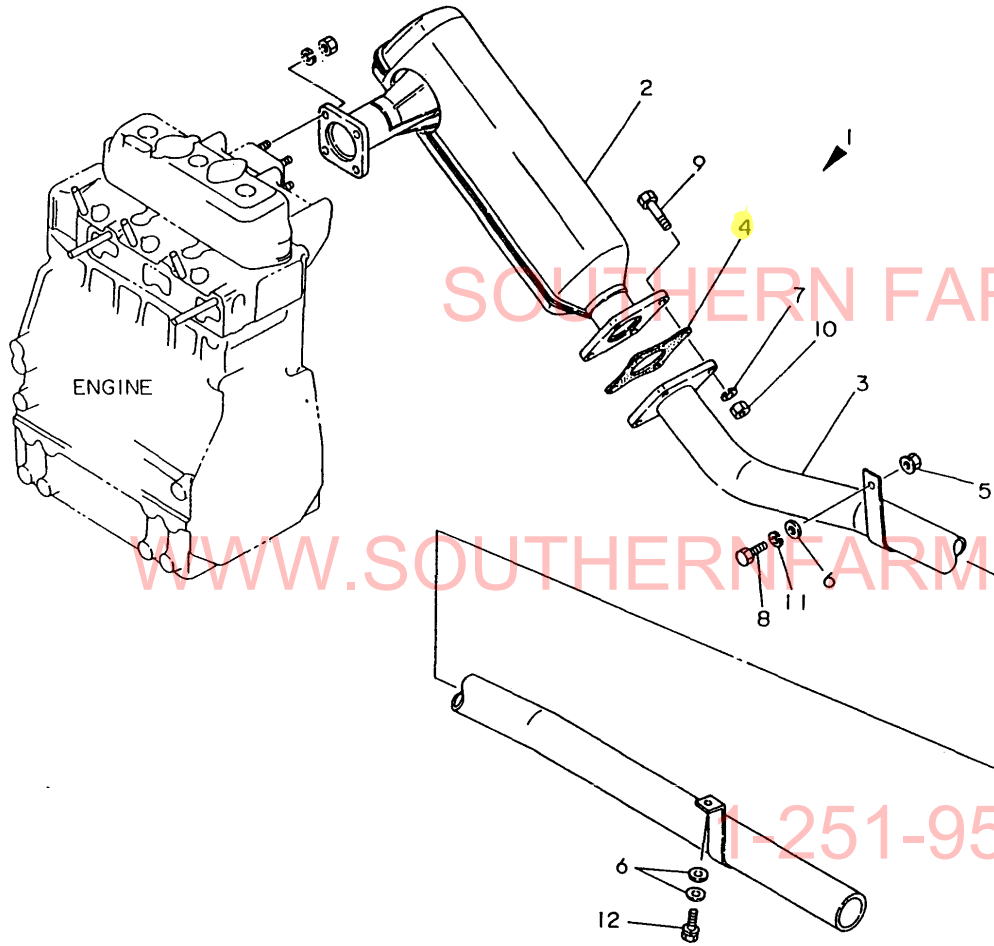


Fig.28. UNDERSLUNG EXHAUST SILENCER

Fig. 28 UNDERSLUNG EXHAUST SILENCER



(A)=YM276
(B)=YM276D
(C)=

(D)=
(E)=
(F)=

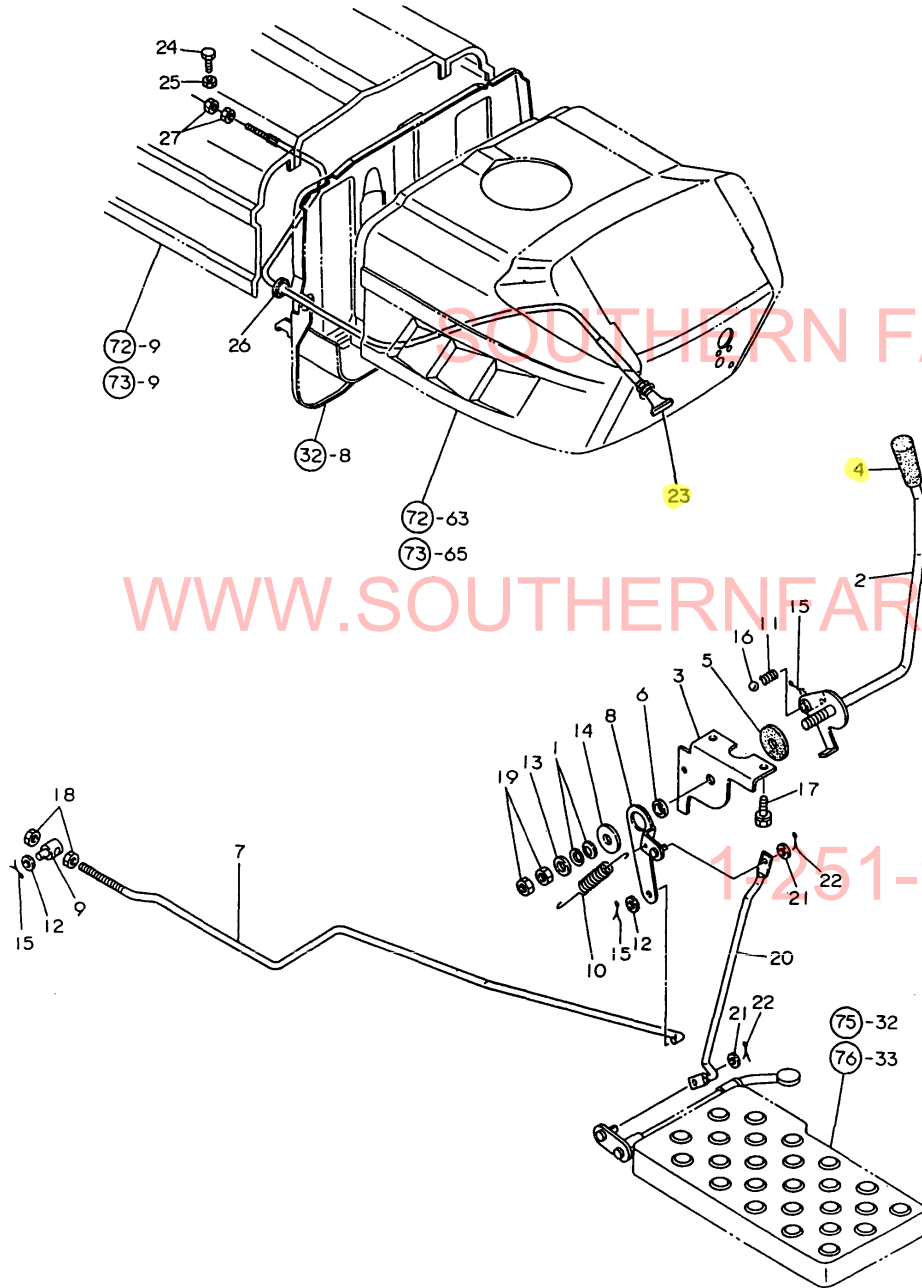
REF.	LEV.	PARTS NO.	DESCRIPTION	Q'TY						I	R
				(A)	(B)	(C)	(D)	(E)	(F)		
1	1	794170-03410	SILENCER ASSY,EXH.	1	1						
2	2	194170-03410	SILENCER,EXH.	1	1						
3	2	194170-03420-Z	PIPE, EXHAUST	1	1						
4	2	121450-13200	GASKET, SILENCER	1	1						
5	2	194990-22140	NUT W/WASHER 8	1	1						
6	2	22137-080000	WASHER 8, POLISHED	3	3						
7	2	22217-080000	SPRING WASHER 8	4	4						
8	2	26116-080202	BOLT M 8X 20 PLATED	1	1						
8-1	1	26106-080202	BOLT M 8X 20 PLATED	1	1						N
(A=T/# 20648) (B=T/# 41690)											
9	2	26116-080302	BOLT M 8X 30 PLATED	4	4						
9-1	1	26106-080302	BOLT M 8X 30 PLATED	4	4						N
(A=T/# 20648) (B=T/# 41690)											
10	2	26716-080002	NUT M 8	4	4						
11	2	22217-080000	SPRING WASHER 8	1	1						
11-1	2	22217-080000	SPRING WASHER 8	1	1						Z
(A=T/# 20648) (B=T/# 41690)											
12	2	26013-080202	BOLT W/WASHER M8X20	1	1						
12-1	1	26106-080202	BOLT M 8X 20 PLATED	1	1						N
(A=T/# 20648) (B=T/# 41690)											

WWW.SOUTHERNFARMEQUIPMENTIMPORTS.COM

1-251-957-2857

Fig.29. THROTTLE(STANDARD)

Fig. 29 THROTTLE (STANDARD)



(A)=YM276
(B)=YM276D
(C)=

(D)=
(E)=
(F)=

REF.	LEV.	PARTS NO.	DESCRIPTION	Q'TY						I	R
				(A)	(B)	(C)	(D)	(E)	(F)		
1	1	194740-00160	WASHER 10, CONICAL	2	2						
2-1	1	194170-01110	LEVER, THROTTLE	1	1						
3	1	194275-01140-U	BRACKET, THRTL LEVER	1	1						
4	1	194464-01190	KNOB, THROTTLE LEVER	1	1						
5	1	194145-01260	PLATE, FRICTION	1	1						
5-1	1	198220-01261	PLATE, FRICTION	1	1						N
(A=T/# 20648) (B=T/# 41689)											
6	1	194150-01270	SPACER 20	1	1						
7	1	194170-01320	ROD, THROTTLE LINK	1	1						
8	1	194322-01350	LEVER, THROTTLE LINK	1	1						
9	1	194150-01370	ADJUSTER	1	1						
10	1	194322-04400	SPRING, RETURN	1	1						
11	1	194197-01160	SPRING	1	1						
12	1	22137-080000	WASHER 8, POLISHED	2	2						
13	1	22137-100000	WASHER 10, POLISHED	1	1						
14	1	22157-100000	WASHER 10	1	1						
15	1	22417-160180	COTTER PIN 1.6X18	3	3						
16	1	24190-110001	BALL 11/32, STEEL	1	1						
17	1	26013-080162	BOLT W/WASHER M8X16	2	2						
18	1	26716-080002	NUT M 8	2	2						
19	1	26716-100002	NUT M10	2	2						
20	1	194170-01440-U	ROD, THROTTLE LINK	1	1						
21	1	22137-060000	WASHER 6, POLISHED	2	2						
22	1	22417-160180	COTTER PIN 1.6X18	2	2						
23	1	194145-01501	CABLE ASSY, DECOMP.	1	1						
24	1	26116-050142	BOLT M 5X 14 PLATED	1	1						
25	1	26756-050002	LOCK NUT M 5 PLATED	1	1						
26	1	194440-01150	GROMMET	1	1						Z
(A=FXXXXX) (B=FXXXXX)											
27	1	26716-060002	NUT M 6	2	2						W
(A=T/# 20558) (B=T/# 41292)											

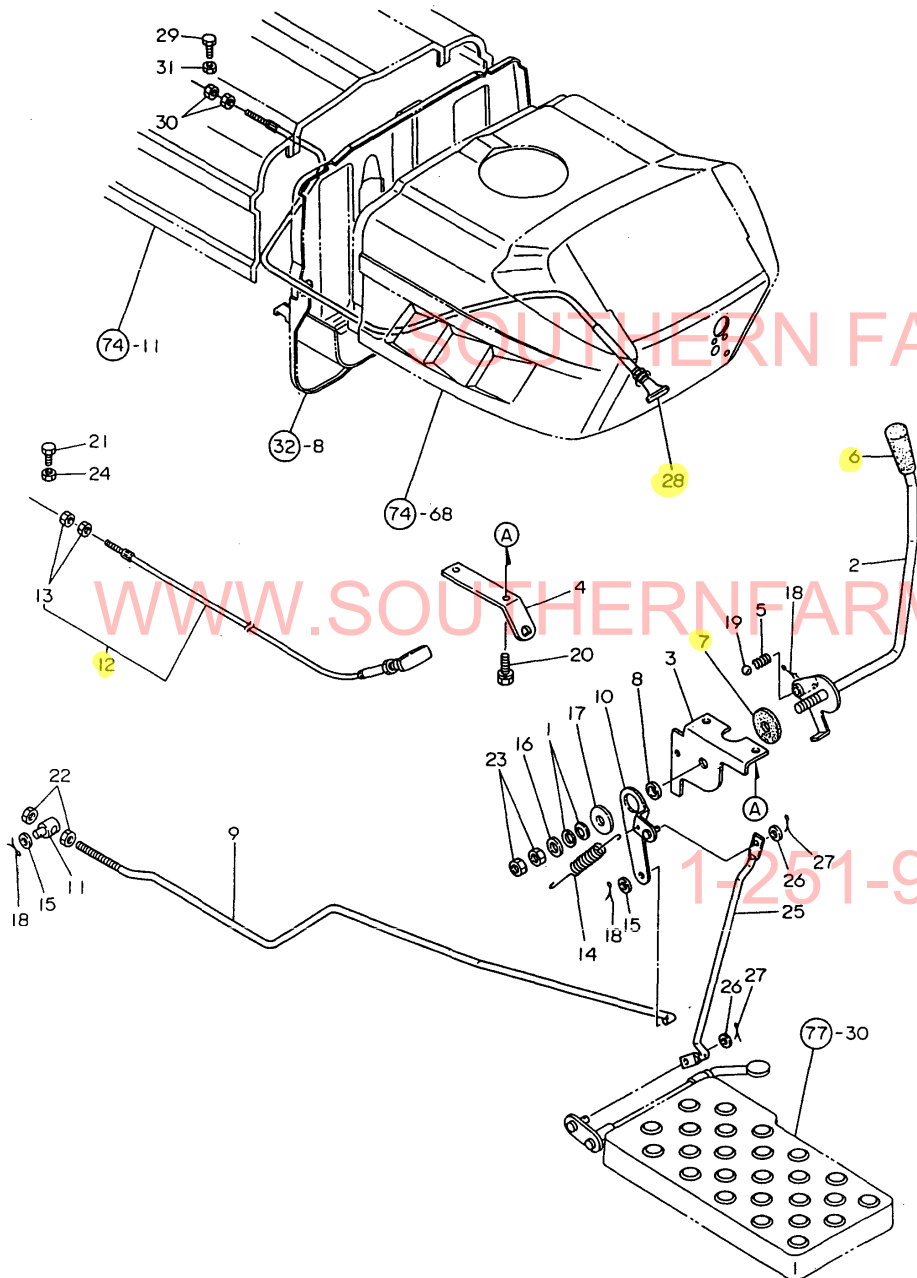
1 251-957-2857

Fig.30. THROTTLE(ENGLAND)

(A)=YM276
(B)=YM276D
(C)=

(D)=
(E)=
(F)=

Fig. 30 THROTTLE (ENGLAND)



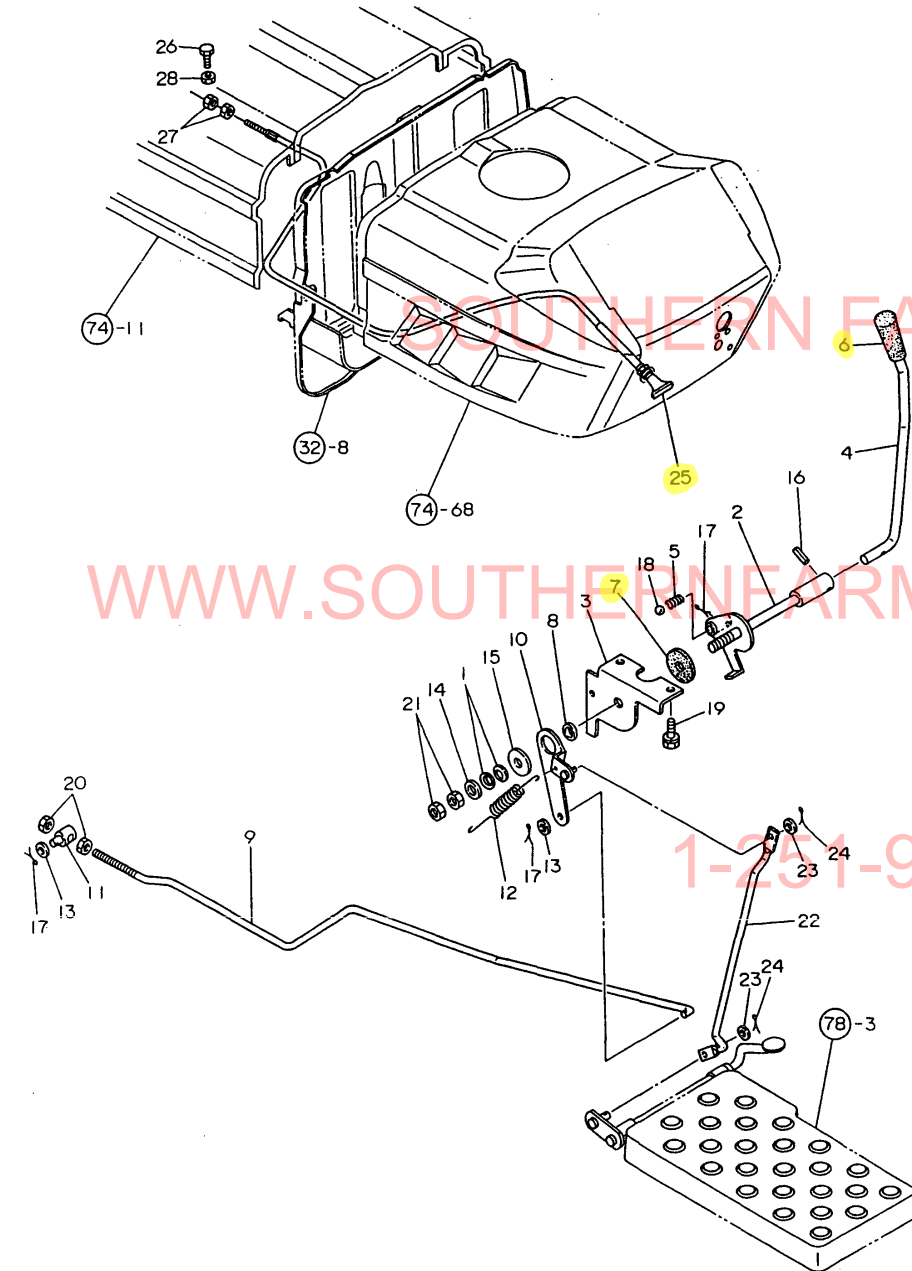
REF.	LEV.	PARTS NO.	DESCRIPTION	Q'TY						I	R
				(A)	(B)	(C)	(D)	(E)	(F)		
1	1	194740-00160	WASHER 10, CONICAL	2	2						
2	1	194170-01110	LEVER, THROTTLE	1	1						
3	1	194275-01140-U	BRACKET, THRTL LEVER	1	1						
4	1	194172-01150	STAY, STOP LEVER	1	1						
5	1	194197-01160	SPRING	1	1						
6	1	194464-01190	KNOB, THROTTLE LEVER	1	1						
7	1	194145-01260	PLATE, FRICTION	1	1						
7-1	1	198220-01261	PLATE, FRICTION	1	1						N
		(A=T/# 20648) (B=T/# 41689)									
8	1	194150-01270	SPACER 20	1	1						
9	1	194170-01320	ROD, THROTTLE LINK	1	1						
10	1	194322-01350	LEVER, THROTTLE LINK	1	1						
11	1	194150-01370	ADJUSTER	1	1						
12	1	194172-01500	WIRE ASSY, STOP	1	1						
13	2	26716-060002	NUT M 6	2	2						
14	1	194322-04400	SPRING, RETURN	1	1						
15	1	22137-080000	WASHER 8, POLISHED	2	2						
16	1	22137-100000	WASHER 10, POLISHED	1	1						
17	1	22157-100000	WASHER 10	1	1						
18	1	22417-160180	COTTER PIN 1.6X18	3	3						
19	1	24190-110001	BALL 11/32, STEEL	1	1						
20	1	26013-080202	BOLT W/WASHER M8X20	2	2						
21	1	26116-050142	BOLT M 5X 14 PLATED	1	1						
22	1	26716-080002	NUT M 8	2	2						
23	1	26716-100002	NUT M10	2	2						
24	1	26756-050002	LOCK NUT M 5 PLATED	1	1						
25	1	194170-01440-U	ROD, THROTTLE LINK	1	1						
26	1	22137-060000	WASHER 6, POLISHED	2	2						
27	1	22417-160180	COTTER PIN 1.6X18	2	2						
28	1	194145-01501	CABLE ASSY, DECOMP.	1	1						
29	1	26116-050142	BOLT M 5X 14 PLATED	1	1						
30	1	26716-060002	NUT M 6	2	2						
31	1	26756-050002	LOCK NUT M 5 PLATED	1	1						

Fig.31. THROTTLE(SCANDINAVIA)

(A)=YM276
(B)=YM276D
(C)=

(D)=
(E)=
(F)=

Fig. 31 THROTTLE (SCANDINAVIA)



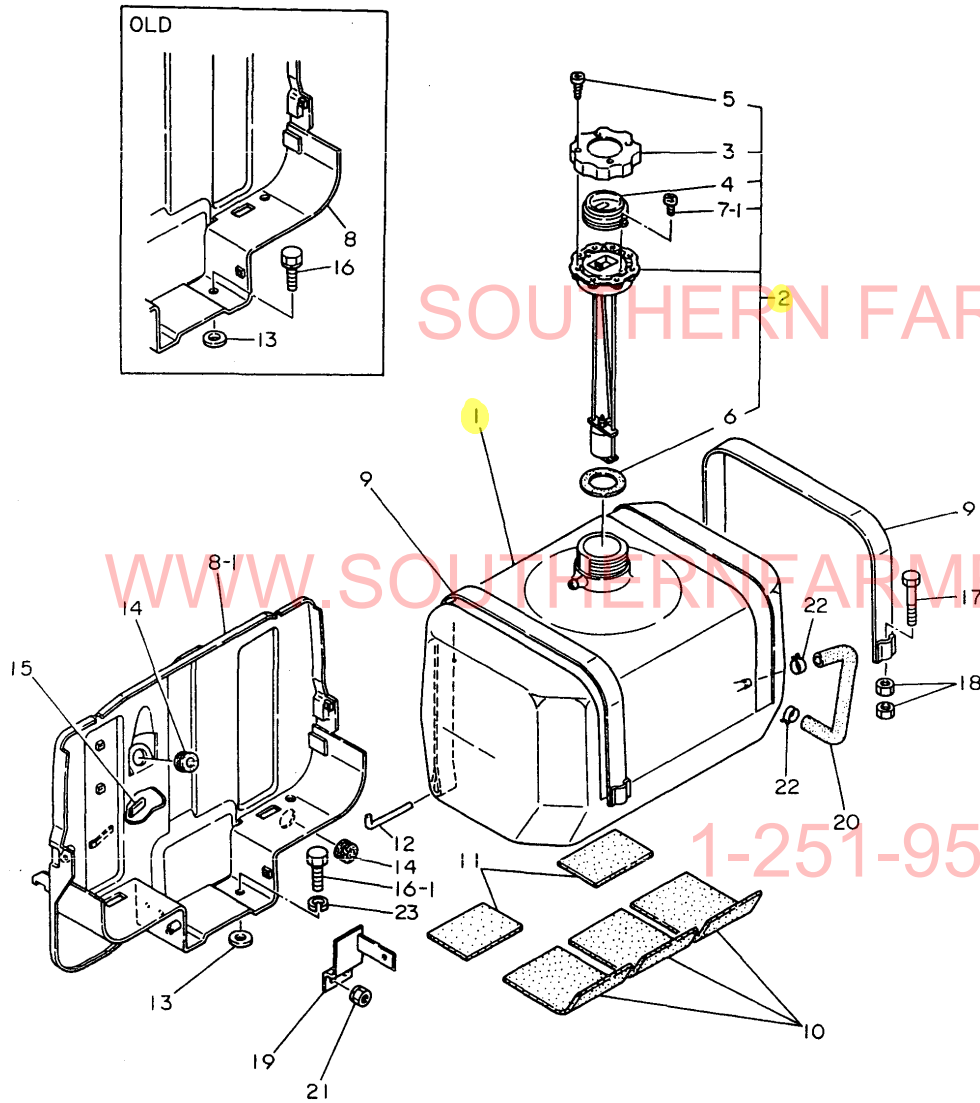
REF.	LEV.	PARTS NO.	DESCRIPTION	Q'TY						I	R
				(A)	(B)	(C)	(D)	(E)	(F)		
1	1	194740-00160	WASHER 10, CONICAL	2	2						
2	1	194324-01120	LEVER LOWER,THROTTLE	1	1						
3	1	194275-01140-U	BRACKET, THRTL LEVER	1	1						
4	1	194324-01150	LEVER UPPER,THROTTLE	1	1						
5	1	194197-01160	SPRING	1	1						
6	1	194464-01190	KNOB, THROTTLE LEVER	1	1						
7	1	194145-01260	PLATE, FRICTION	1	1						
7-1	1	198220-01261	PLATE, FRICTION	1	1						N
		(A=T/# 20648) (B=T/# 41689)									
8	1	194150-01270	SPACER 20	1	1						
9	1	194170-01320	ROD, THROTTLE LINK	1	1						
10	1	194322-01350	LEVER, THROTTLE LINK	1	1						
11	1	194150-01370	ADJUSTER	1	1						
12	1	194322-04400	SPRING, RETURN	1	1						
13	1	22137-080000	WASHER 8, POLISHED	2	2						
14	1	22137-100000	WASHER 10,POLISHED	1	1						
15	1	22157-100000	WASHER 10	1	1						
16	1	22351-040022	SPRING PIN 4X22	1	1						
17	1	22417-160180	COTTER PIN 1.6X18	3	3						
18	1	24190-110001	BALL 11/32, STEEL	1	1						
19	1	26013-080162	BOLT W/WASHER M8X16	2	2						
20	1	26716-080002	NUT M 8	2	2						
21	1	26716-100002	NUT M10	2	2						
22	1	194170-01440-U	ROD, THROTTLE LINK	1	1						
23	1	22137-060000	WASHER 6, POLISHED	2	2						
24	1	22417-160180	COTTER PIN 1.6X18	2	2						
25	1	194145-01501	CABLE ASSY, DECOMP.	1	1						
26	1	26116-050142	BOLT M 5X 14 PLATED	1	1						
27	1	26716-060002	NUT M 6	2	2						
28	1	26756-050002	LOCK NUT M 5 PLATED	1	1						

Fig.32. FUEL TANK

(A)=YM276
(B)=YM276D
(C)=

(D)=
(E)=
(F)=

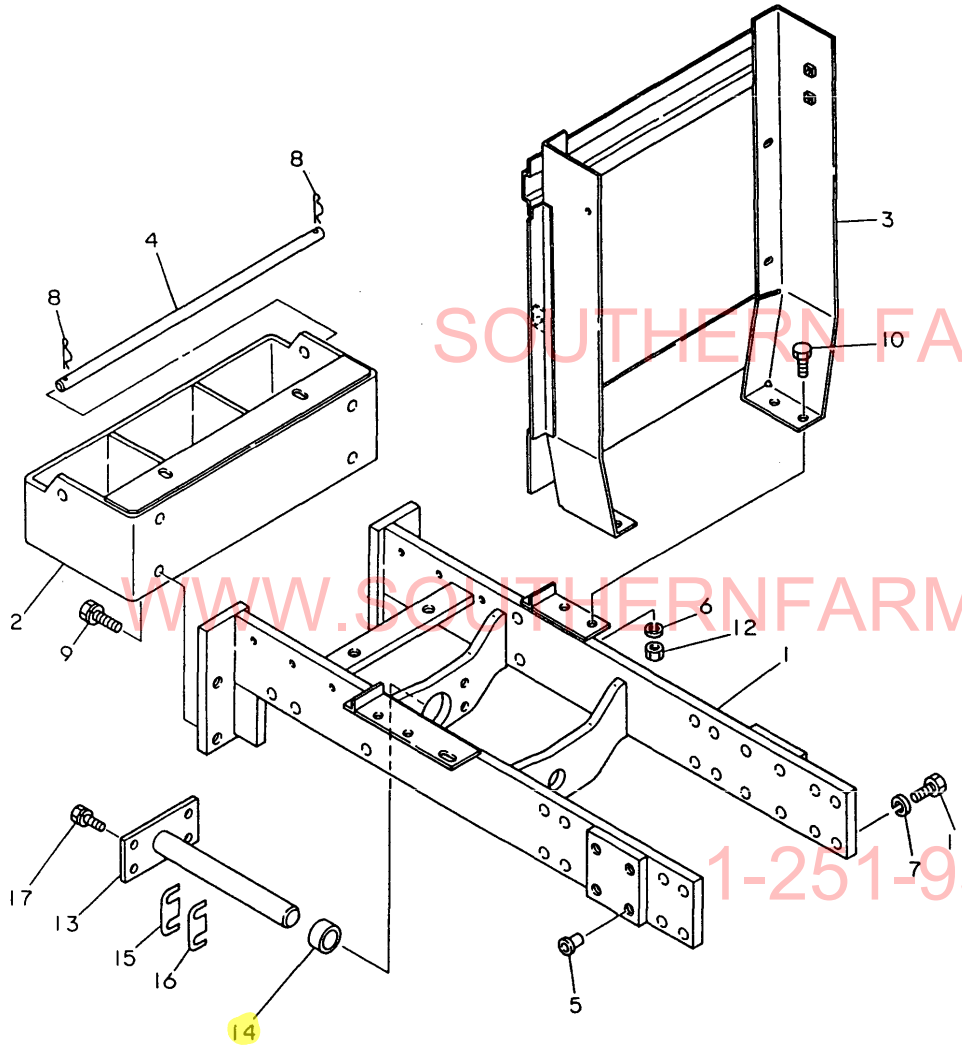
Fig. 32 FUEL TANK



REF.	LEV.	PARTS NO.	DESCRIPTION	Q'TY						I	R
				(A)	(B)	(C)	(D)	(E)	(F)		
1	1	194145-04112	TANK (32L), FUEL	1	1						
2	1	194145-04302	CAP W/GAUGE, F. TANK	1	1						
3	2	194145-04311	CAP, FUEL TANK	1	1						
4	2	194145-04351	LENS	1	1						
5	2	194145-04460	SCREW 4X12	4	4						
6	2	194145-04521	GASKET	1	1						
7-1	2	26557-030062	SCREW M 3X 6	2	2						
8	1	194170-04210-X	BRACKET, FUEL TANK	1	1						
8-1	1	194170-04211-X	BRACKET	1	1						N
		(A=T/# 20430) (B=T/# 40844)									
9	1	194275-04251-U	BAND	2	2						
10	1	194151-04260	GASKET, RUBBER	3	3						
11	1	194130-04271	GASKET, FO-TANK	2	2						
12	1	194275-04280	PIN	2	2						
12-1	1	194275-04281	PIN	2	2						N
		(A=*1982.01) (B=*1982.01)									
13	1	194145-04810	WASHER 10	2	2						
14	1	194162-58830	GROMMET 20	2	2						
15	1	23061-070035	PIPE 7X 35	1	1						
16	1	26013-100202	BOLT W/WASHER M10X20	2	2						
16-1	1	26116-100202	BOLT M10X 20 PLATED	2	2						N
		(A=*1981.11) (B=*1981.11)									
17	1	26116-080502	BOLT M 8X 50 PLATED	2	2						
18	1	26716-080002	NUT M 8	4	4						
19	1	194170-04710-X	BRACKET	1	1						
20	1	194151-04720	PIPE, FUEL	1	1						
21	1	194990-22050	NUT W/WASHER 8	2	2						
22	1	124766-59050	CLAMP 12	2	2						
22-1	1	23080-012000	CLAMP 12	2	2						N
		(A=T/# 20590) (B=T/# 41431)									
23	1	22217-100000	SPRING WASHER 10	2	2						W
		(A=*1981.11) (B=*1981.11)									

Fig.33. FRONT AXLE BRACKET(STANDARD)

Fig. 33 FRONT AXLE BRACKET (STANDARD)



Y00T2321 33. FRONT AXLE BRACKET(STANDARD)

(A)=YM276
(B)=YM276D
(C)=

(D)=
(E)=
(F)=

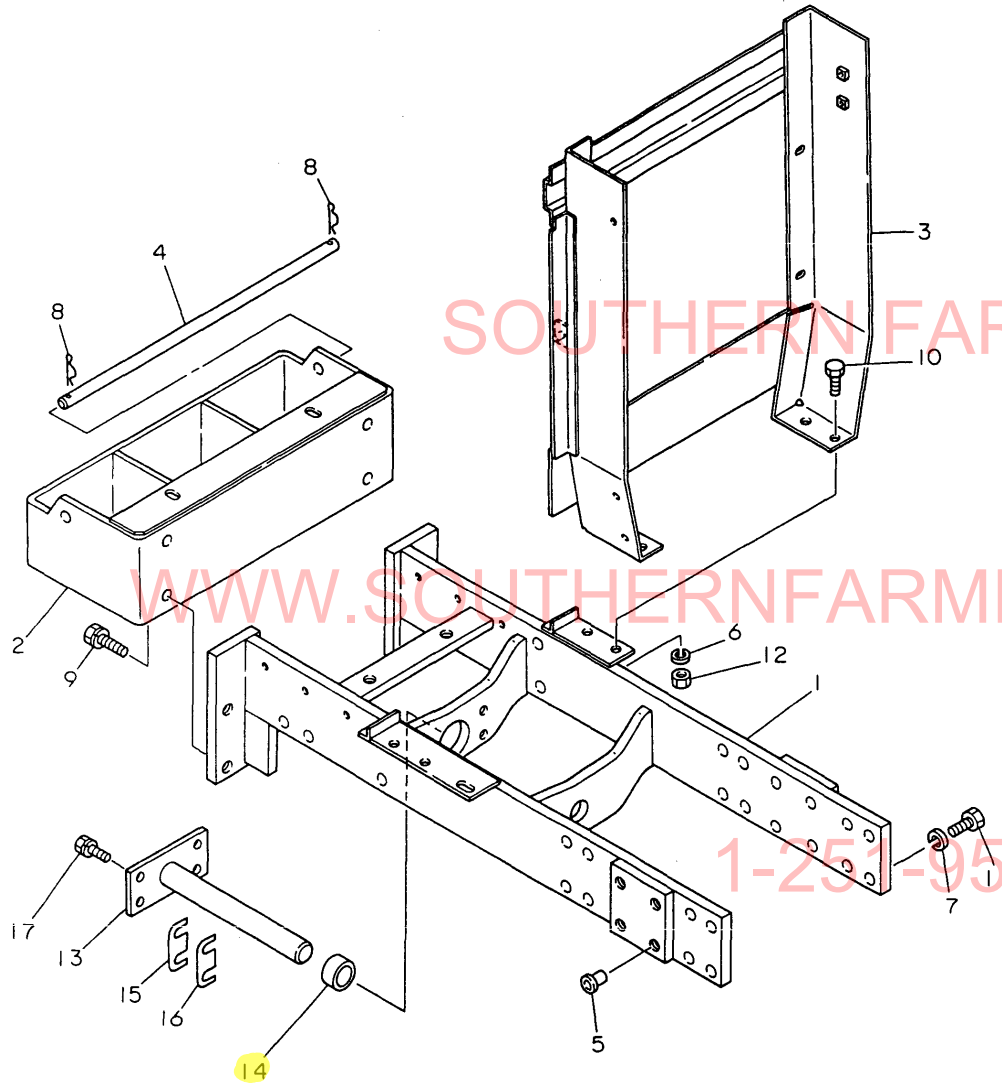
REF.	LEV.	PARTS NO.	DESCRIPTION	Q'TY						I	R
				(A)	(B)	(C)	(D)	(E)	(F)		
1	1	194170-11110-X	BRACKET, FRONT AXLE	1	1						
2	1	194322-11120-X	HITCH, FRONT	1	1						
3	1	194170-11130-X	BRACKET, RADIATOR	1	1						
4	1	194145-11140	PIN, LOCK	1	1						
5	1	194150-21910	PLUG 11.2	8	8						
6	1	22217-100000	SPRING WASHER 10	4	4						
7	1	22217-120000	WASHER 12,SPRING	16	16						
8	1	22360-160000	SNAP PIN 16	2	2						
9	1	26013-140302	BOLT M14X 30	4	4						
10	1	26116-100252	BOLT M10X 25 PLATED	4	4						
11	1	26116-120322	BOLT M12X 32 PLATED	16	16						
12	1	26716-100002	NUT M10	4	4						
13	1	194311-11510-X	PIN, CENTER	1	1						
14	1	194311-11520	SPACER 30X55X18	1	1						
15	1	194191-13232	SHIM (T=0.5)	4	4						1
16	1	194191-13240	SHIM (T=0.25)	4	4						1
17	1	26013-120302	BOLT W/WASHER M12X30	4	4						

Fig.34. FRONT AXLE BRACKET(ENGLAND)

(A)=YM276
(B)=YM276D
(C)=

(D)=
(E)=
(F)=

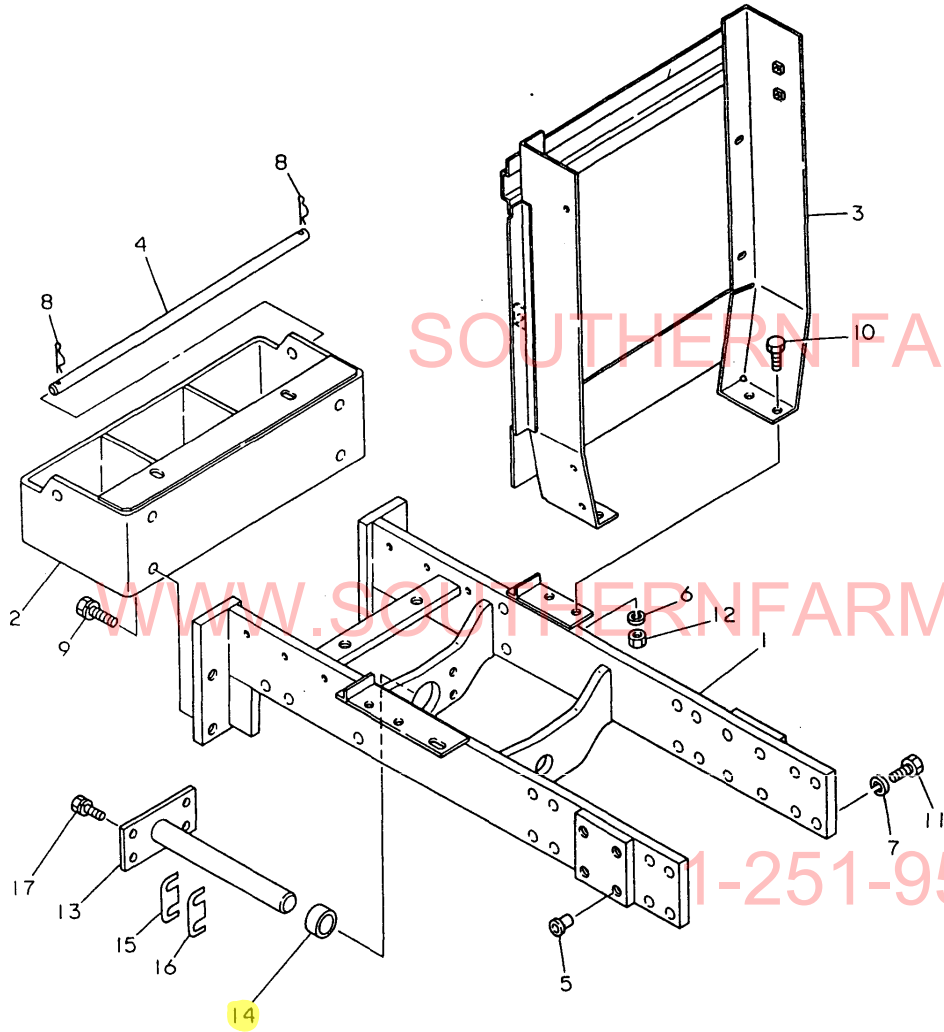
Fig. 34 FRONT AXLE BRACKET (ENGLAND)



REF.	LEV.	PARTS NO.	DESCRIPTION	Q'TY						I	R
				(A)	(B)	(C)	(D)	(E)	(F)		
1	1	194170-11110-X	BRACKET, FRONT AXLE	1	1						
2	1	194322-11120-X	HITCH, FRONT	1	1						
3	1	194172-11130-X	BRACKET,RADIATOR	1	1						
4	1	194145-11140	PIN, LOCK	1	1						
5	1	194150-21910	PLUG 11.2	8	8						
6	1	22217-100000	SPRING WASHER 10	4	4						
7	1	22217-120000	WASHER 12,SPRING	16	16						
8	1	22360-160000	SNAP PIN 16	2	2						
9	1	26013-140302	BOLT M14X 30	4	4						
10	1	26116-100252	BOLT M10X 25 PLATED	4	4						
11	1	26116-120322	BOLT M12X 32 PLATED	16	16						
12	1	26716-100002	NUT M10	4	4						
13	1	194311-11510-X	PIN, CENTER	1	1						
14	1	194311-11520	SPACER 30X55X18	1	1						
15	1	194191-13232	SHIM (T=0.5)	4	4						1
16	1	194191-13240	SHIM (T=0.25)	4	4						1
17	1	26013-120302	BOLT W/WASHER M12X30	4	4						
18	1	194172-05070	STAY,COVER	1	1						
19	1	194172-05100	COVER(L), SAFETY	1	1						
20	1	194172-05150	COVER(R), SAFETY	1	1						
21	1	194172-05220	COVER(B), SAFETY	1	1						
22	1	194172-05310	COVER(C), SAFETY	1	1						
23	1	26013-080162	BOLT W/WASHER M8X16	2	2						
24	1	26014-080162	BOLT M 8X 16	4	4						
25	1	26014-080162	BOLT M 8X 16	4	4						
26	1	26014-080162	BOLT M 8X 16	3	3						
27	1	26014-080162	BOLT M 8X 16	4	4						
28	1	26716-080002	NUT M 8	1	1						

Fig.35. FRONT AXLE BRACKET(SCANDINAVIA)

Fig. 35 FRONT AXLE BRACKET (SCANDINAVIA)



Y00T2321 35. FRONT AXLE BRACKET(SCANDINAVIA)

(A)=YM276
(B)=YM276D
(C)=

(D)=
(E)=
(F)=

REF.	LEV.	PARTS NO.	DESCRIPTION	Q'TY						I	R
				(A)	(B)	(C)	(D)	(E)	(F)		
1	1	194170-11110-X	BRACKET, FRONT AXLE	1	1						
2	1	194322-11120-X	HITCH, FRONT	1	1						
3	1	194172-11130-X	BRACKET,RADIATOR	1	1						
4	1	194145-11140	PIN, LOCK	1	1						
5	1	194150-21910	PLUG 11.2	8	8						
6	1	22217-100000	SPRING WASHER 10	4	4						
7	1	22217-120000	WASHER 12,SPRING	16	16						
8	1	22360-160000	SNAP PIN 16	2	2						
9	1	26013-140302	BOLT M14X 30	4	4						
10	1	26116-100252	BOLT M10X 25 PLATED	4	4						
11	1	26116-120322	BOLT M12X 32 PLATED	16	16						
12	1	26716-100002	NUT M10	4	4						
13	1	194311-11510-X	PIN, CENTER	1	1						
14	1	194311-11520	SPACER 30X55X18	1	1						1
15	1	194191-13232	SHIM (T=0.5)	4	4						1
16	1	194191-13240	SHIM (T=0.25)	4	4						1
17	1	26013-120302	BOLT W/WASHER M12X30	4	4						

SOUTHERN FARM EQUIPMENT

WWW.SOUTHERNFARMEQUIPMENTIMPORTS.COM

1-251-957-2857

Fig.36. FRONT AXLE (FOR YM276)

Fig. 36 FRONT AXLE [For Model YM276]

Y00T2321 36. FRONT AXLE (FOR YM276)

(A)=YM276
(B)=YM276D
(C)=

(D)=
(E)=
(F)=

REF.	LEV.	PARTS NO.	DESCRIPTION	Q'TY						I	R
				(A)	(B)	(C)	(D)	(E)	(F)		
1	1	194170-11200-X	AXLE ASSY, FRONT	1							
3	2	194151-11480	GREASE NIPPLE A	1							
3-1	2	24761-060000	NIPPLE MT6X1, GREASE	1							N
(A=*1982.05)											
4	2	194312-11520	BUSH 30X34X25	2							
5	1	194145-11240	BOLT M16X 70	4							
6	1	194170-11300-X	EXTENSION	1							
8	2	194464-11340	BUSH 30X34X32	2							
9	1	194145-11350	BOLT M 6X 5	2							
10	1	194170-11400-X	EXTENSION	1							
11	2	194464-11340	BUSH 30X34X32	2							
13	1	194151-11480	GREASE NIPPLE A	2							
13-1	1	24761-060000	NIPPLE MT6X1, GREASE	2							N
(A=*1982.05)											
14	1	22217-160000	SPRING WASHER 16	4							
15	1	26716-160002	NUT M16	4							
16	1	194145-11801-X	PIN ASSY, KING	2							
17	1	194145-11820	COVER, KING PIN	2							
18	1	194145-11860	SEAL TC 385209, OIL	2							
19	1	194145-11870	CASTLE NUT	2							
20	1	194145-11910	ROLLER BEARING	2							
20-1	1	24141-302050	ROLLER BEARING	2							N
(A=T/# 20646)											
21	1	194145-11920	ROLLER BEARING	2							
22	1	194145-11930	SHIM	2							
23	1	194145-11970	WASHER T=3	2							1
24	1	194145-11980	WASHER T=3	2							1
25	1	194145-11990	WASHER T=3	2							1
26	1	1A1030-12200	BALL BEARING	2							
27	1	194990-57740	O-RING 30X2.4	2							
28	1	22417-400450	COTTER PIN 4.0X45	2							
29	1	22512-100340	KEY 10X 34	2							
30	1	194145-12611-X	HUB, FRONT WHEEL	2							
31	1	194145-12630	GASKET	2							
32	1	194145-12640-X	CAP, FRONT WHEEL HUB	2							
33	1	194130-12720	SEAL TC6 406219, OIL	2							
34	1	22217-060000	SPRING WASHER 6	8							
35	1	26013-140252	BOLT M14X 25	12							
35-1	1	194180-12650	BOLT M14X 25	12							N
(A=*1982.10)											
35-2	1	194278-12650	BOLT W/WASHER M14X25	12							N
(A=T/# 20611)											
36	1	26116-060122	BOLT M 6X 12	8							
36-1	1	26106-060102	BOLT M 6X 10 PLATED	8							N
(A=T/# 20648)											
37	1	194312-12110-X	ARM, KNUCKLE	1							
38	1	194240-14210-X	ARM, KNUCKLE	1							
39	1	22217-120000	WASHER 12,SPRING	2							
40	1	26116-120602	BOLT M12X 60 PLATED	2							
41	1	194170-12310-X	TIE-ROD	1							
42	1	194145-12322-X	CLAMP	4							

N:Old ↔ New, Q:Old ↔ New, R:Old ↔ New, S:Old ↔ New, W:Add, Z:Discontinued, F:Set Change, K:Q'ty Change
++ CONTINUE ++
(C)Copy Rights YANMAR CO.,LTD and YANMAR AGRICULTURAL EQUIPMENT CO.,LTD.

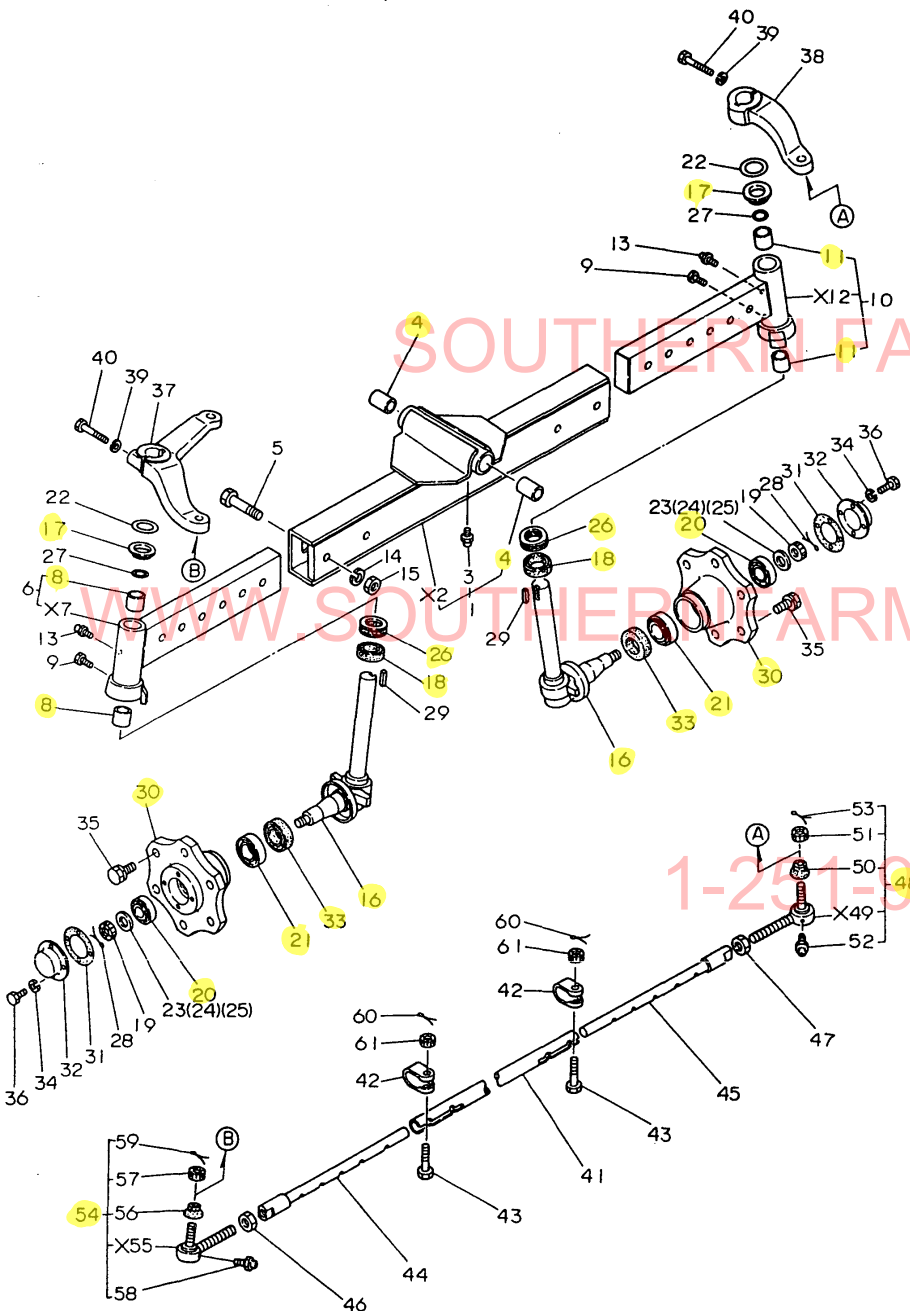


Fig.36. FRONT AXLE (FOR YM276)

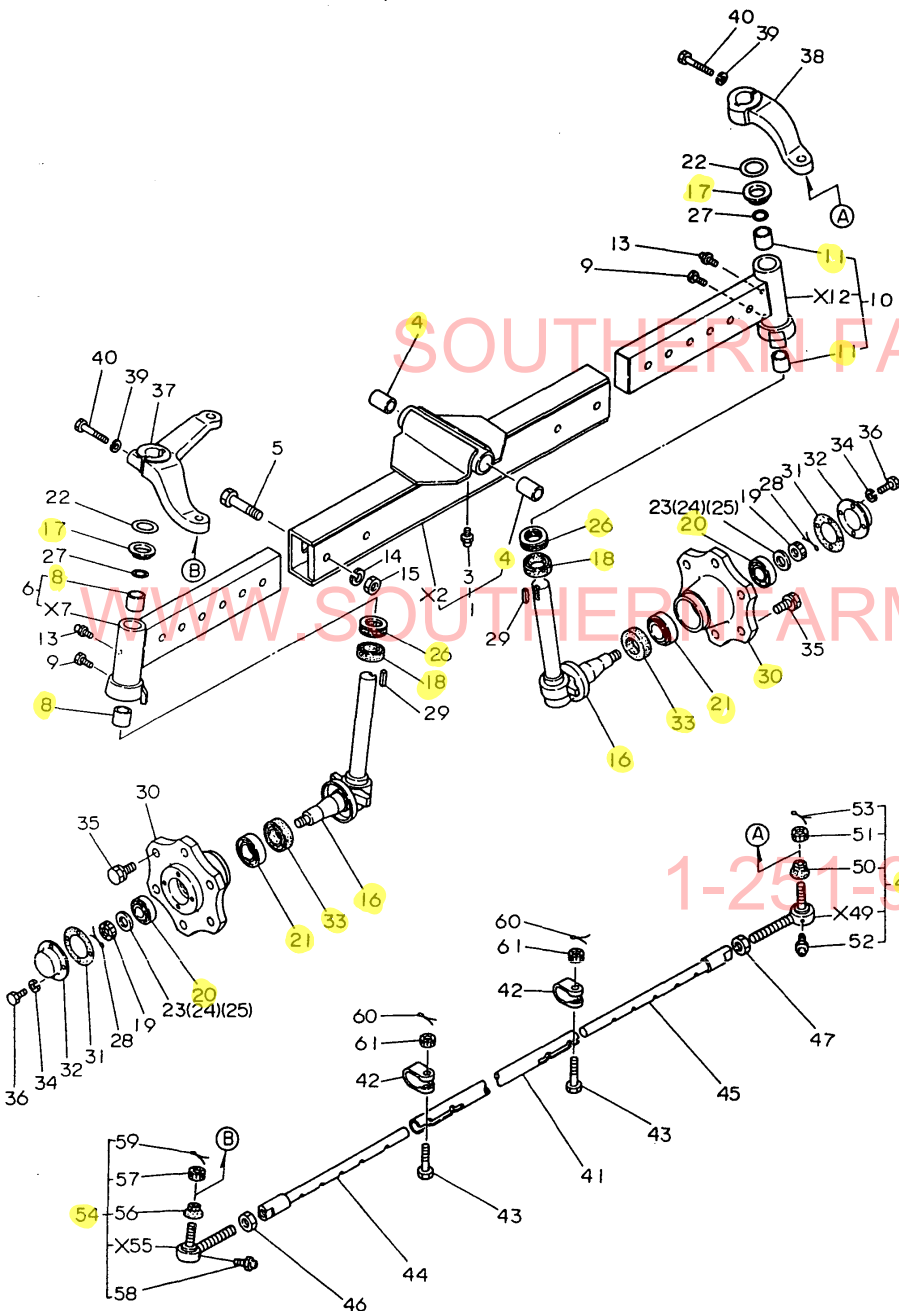
Fig. 36 FRONT AXLE [For Model YM276]

Y00T2321 36. FRONT AXLE (FOR YM276)

(A)=YM276
(B)=YM276D
(C)=

(D)=
(E)=
(F)=

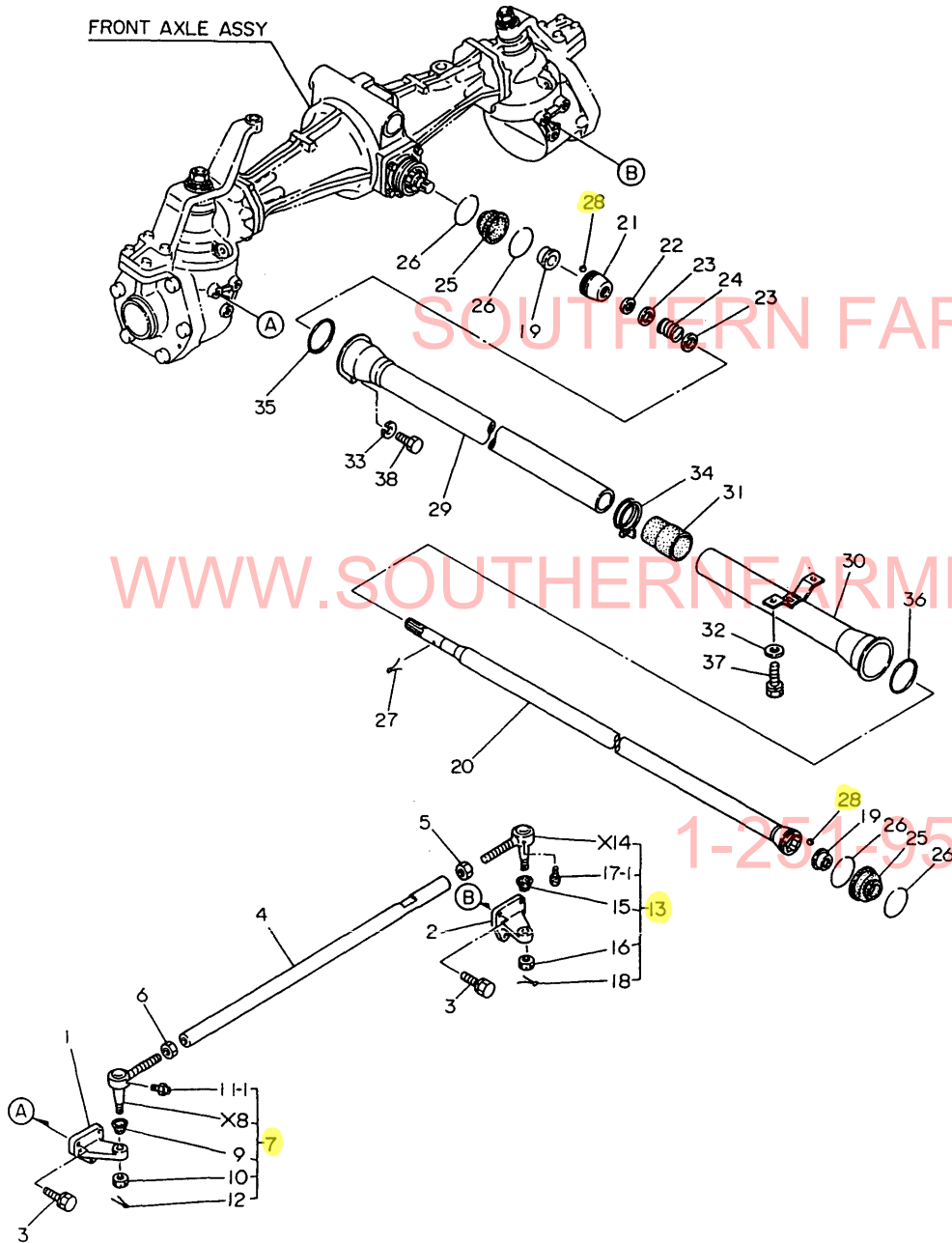
REF.	LEV.	PARTS NO.	DESCRIPTION	Q'TY						I	R
				(A)	(B)	(C)	(D)	(E)	(F)		
43	1	194145-12331	BOLT M10X 50	4							
44	1	194145-12340-X	EXTENSION(L),TIE-ROD	1							
45	1	194145-12350-X	EXTENSION(R),TIE-ROD	1							
46	1	194990-22830	NUT M17	1							
47	1	194990-22840	NUT M17	1							
48	1	794730-57122-X	END(RL) ASSY,TIE-ROD	1							
48-1	1	194730-57120-X	END(RL)ASSY, TIE-ROD	1							N
(A=T/# 20586)											
50	2	194730-57220	COVER, DUST	1							
51	2	194730-57241	NUT M12	1							
52	2	194730-57411	GREASE NIPPLE A	1							
52-1	2	24761-060000	NIPPLE MT6X1, GREASE	1							N
(A=*1982.05)											
53	2	22417-300250	COTTER PIN 3.0X 25	1							
54	1	794730-57132-X	END ASSY, TIE-ROD	1							
54-1	1	194730-57130-X	ROD END ASSY (LR)	1							N
(A=T/# 20586)											
56	2	194730-57220	COVER, DUST	1							
57	2	194730-57241	NUT M12	1							
58	2	194730-57411	GREASE NIPPLE A	1							
58-1	2	24761-060000	NIPPLE MT6X1, GREASE	1							N
(A=*1982.05)											
59	2	22417-300250	COTTER PIN 3.0X 25	1							
60	1	22417-250250	COTTER PIN 2.5X25	4							
61	1	26837-100002	CASTLE NUT M10	4							



N:Old ↔ New, Q:Old ↔ New, R:Old ↔ New, S:Old ↔ New, W:Add, Z:Discontinued, F:Set Change, K:Q'ty Change
(C)Copy Rights YANMAR CO.,LTD and YANMAR AGRICULTURAL EQUIPMENT CO.,LTD.

Fig.37. PROPELLER SHAFT (FOR YM276D)

Fig. 37 PROPELLER SHAFT OF FRONT AXLE [For Model YM276D]



Y00T2321 37. PROPELLER SHAFT (FOR YM276D)

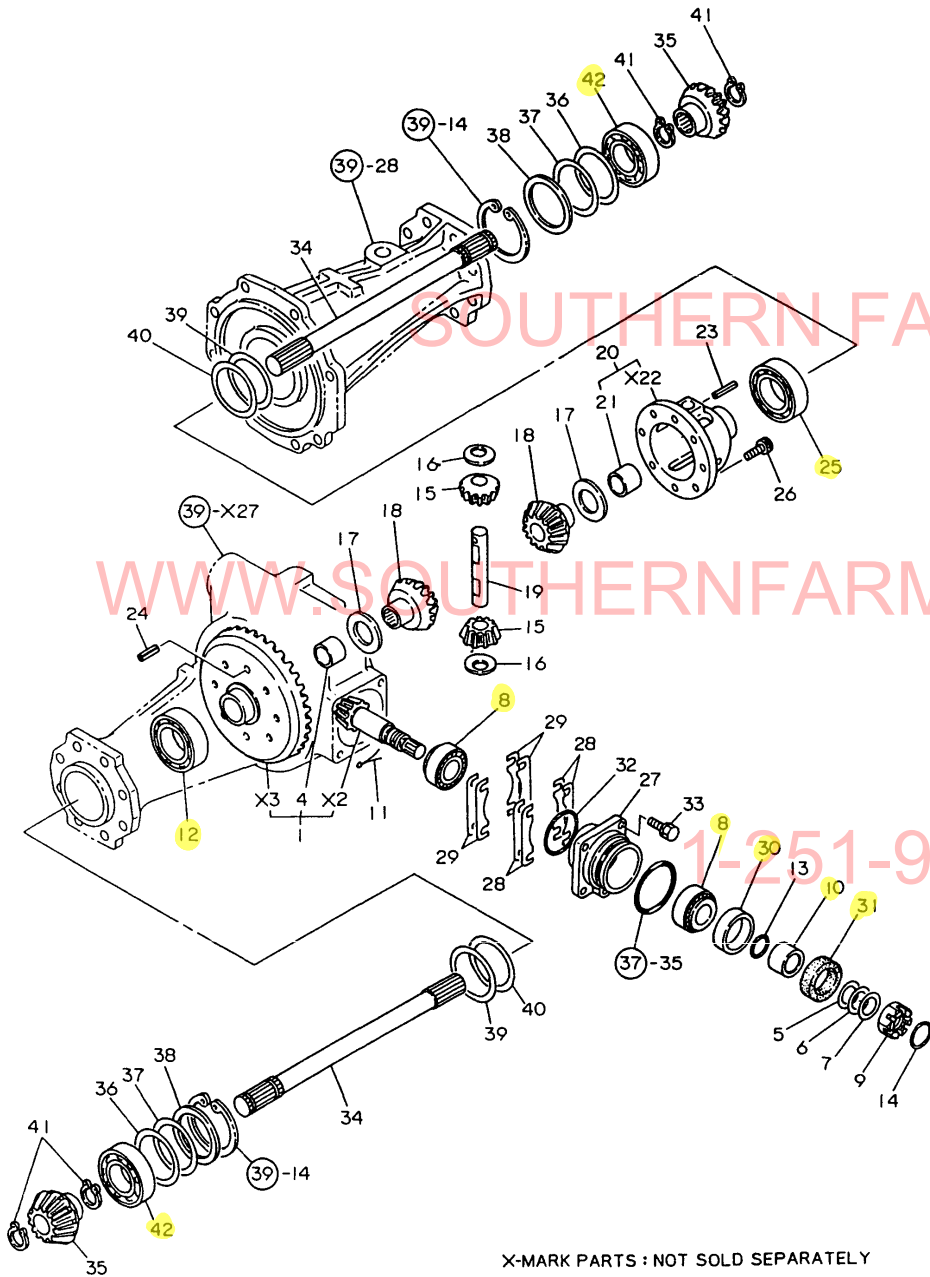
(A)=YM276
(B)=YM276D
(C)=

(D)=
(E)=
(F)=

REF.	LEV.	PARTS NO.	DESCRIPTION	Q'TY						I	R
				(A)	(B)	(C)	(D)	(E)	(F)		
1	1	194311-12110-X	ARM, KNUCKLE	1							
2	1	194311-12210-X	ARM, KNUCKLE	1							
3	1	26013-100282	BOLT M10X 28	6							
3-1	1	26013-100302 (B=*1982.11)	BOLT M10X 30	6							N
4	1	194313-12310-X	TIE-ROD	1							
5	1	194990-22830	NUT M17	1							
6	1	194990-22840	NUT M17	1							
7	1	794730-57122-X	END(RL) ASSY,TIE-ROD	1							
7-1	1	194730-57120-X (B=T/# 41391)	ROD END ASSY (RL)	1							N
9	2	194730-57220	COVER, DUST	1							
10	2	194730-57241	NUT M12	1							
11-1	2	24761-060000	NIPPLE MT6X1, GREASE	1							
12	2	22417-300250	COTTER PIN 3.0X 25	1							
13	1	794730-57132-X	END(LR) ASSY,TIE-ROD	1							
13-1	1	194730-57130-X (B=T/# 41391)	ROD END ASSY (LR)	1							N
15	2	194730-57220	COVER, DUST	1							
16	2	194730-57241	NUT M12	1							
17-1	2	24761-060000	NIPPLE MT6X1, GREASE	1							
18	2	22417-300250	COTTER PIN 3.0X 25	1							
19	1	194191-13270	SLEEVE	2							
20	1	194171-13300-X	SHAFT ASSY,PROPELLER	1							
21	1	194191-13331-X	COUPLING	1							
22	1	194191-13340	SEAL, SPLINE SHAFT	1							
23	1	194191-13350	SPACER 20X30X1.6	2							
24	1	194311-13360	SPRING, TENSION	1							
25	1	194191-13370	BOOT (RUBBER)	2							
25-1	1	194640-13340 (B=T/# 41391)	BOOT, RUBBER	2							N
26	1	194150-51620 (B=T/# 41391)	CLAMP, WIRE HARNESS	4							Z
27	1	22417-400400	COTTER PIN 4.0X40	1							
28	1	24190-100001	BALL 5/16, STEEL	12							
29	1	194362-14610-X	COVER, FRONT SHAFT	1							
30	1	194171-14640-X	COVER, REAR SHAFT	1							
31	1	194362-14650	BOOT, RUBBER	1							
32	1	22137-080000	WASHER 8, POLISHED	2							
33	1	22217-100000	SPRING WASHER 10	1							
34	1	23010-060000	CLAMP 60	1							
35	1	24321-000600	O-RING 1A G-60.0	1							
36	1	24321-000600	O-RING 1A G-60.0	1							
37	1	26013-080162	BOLT W/WASHER M8X16	2							
38	1	26126-100162	BOLT M10X 16 PLATED	1							
38-1	1	26116-100162 (B=T/# 40866)	BOLT M10X 16 PLATED	1							N

Fig.38. 1ST SHAFT & RING GEAR (YM276D)

Fig. 38 1st SHAFT & RING GEAR OF FRONT AXLE [For Model YM276D]



X-MARK PARTS : NOT SOLD SEPARATELY

(A)=YM276
(B)=YM276D
(C)=

(D)=
(E)=
(F)=

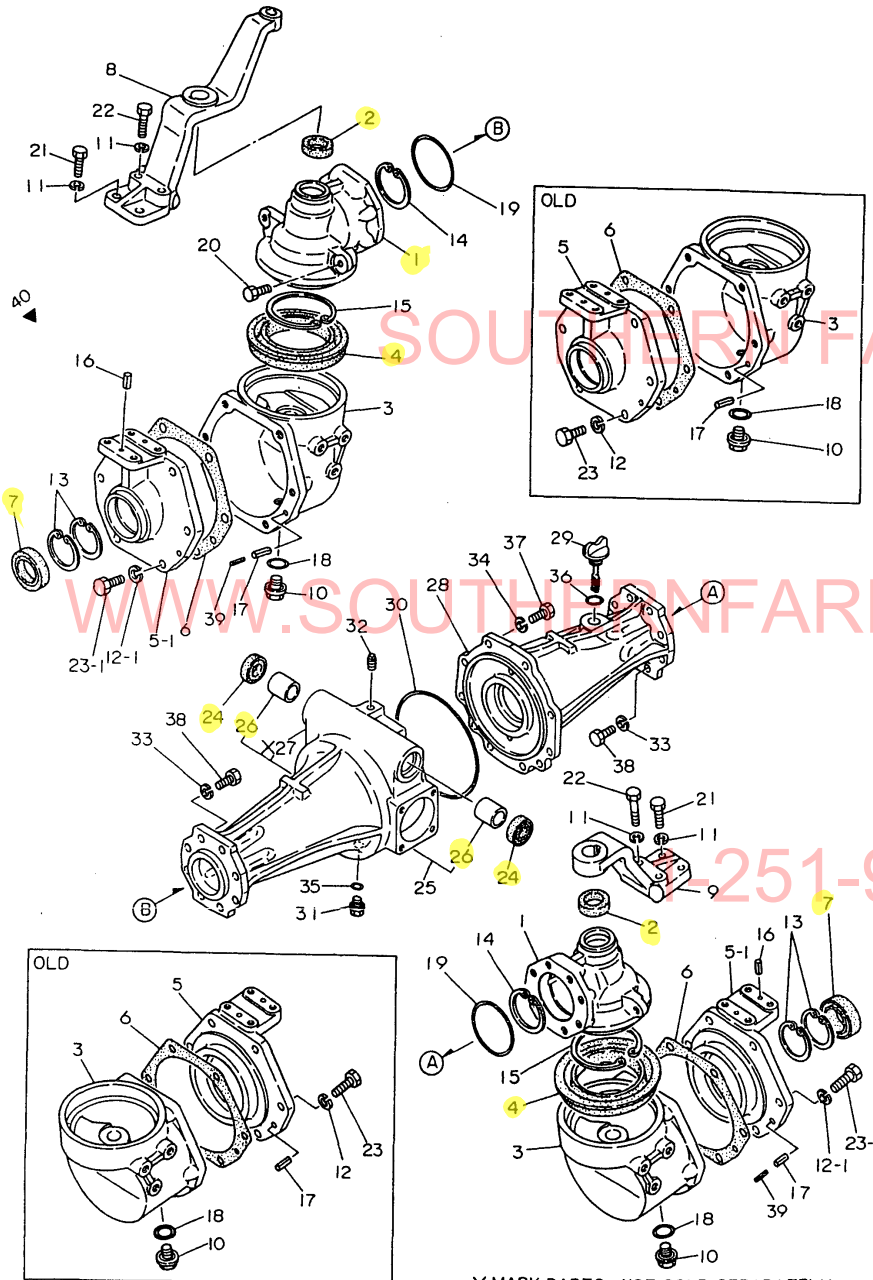
REF.	LEV.	PARTS NO.	DESCRIPTION	Q'TY						I	R	
				(A)	(B)	(C)	(D)	(E)	(F)			
1	1	194311-13101	GEAR ASSY, RING		1							
4	2	194190-31490	BUSH 32X36X20		1							
5	1	194311-13130	SHIM (A)		1							1
6	1	194311-13140	SHIM (B)		1							1
7	1	194311-13150	SHIM (C)		1							1
8	1	194191-13530	ROLLER BEARING		2							
9	1	194191-13540	CASTLE NUT M28X1.5		1							
10	1	194191-13671	COLLAR 28X40X12		1							
11	1	22417-250400	COTTER PIN 2.5X40		1							
12	1	24101-060094	BALL BEARING		1							
13	1	24311-000210	O-RING 1A P-21.0		1							
14	1	24341-000250	O-RING 1A S-25.0		1							
15	1	194740-10850	PINION, DIFFERENTIAL		2							
16	1	194740-10870	SHIM		2							
17	1	194740-10880	SPACER		2							
18	1	194190-31510	GEAR, DIFFERENTIAL		2							
19	1	194420-31820	SHAFT, DIFFERENTIAL		1							
20	1	194190-32100	HOUSING ASSY, DIFF.		1							
21	2	194190-31490	BUSH 32X36X20		1							
23	1	22351-040025	PIN 4X25,SPRING		1							
24	1	22351-080018	SPRING PIN 8X18		2							
25	1	24101-060094	BALL BEARING		1							
26	1	26450-080182	BOLT M 8X 18		6							
27	1	194311-13450-X	CAP		1							
28	1	194311-13460	SHIM(A) T=0.3		4							2
29	1	194311-13470	SHIM(B) T=0.2		4							2
30	1	194191-13662	COLLAR 52.4X55X6		1							
31	1	194191-13681	SEAL TC40 55 8, OIL		1							
31-1	1	24421-405508	SEAL TC40 55 08, OIL		1							
32	1	24341-000630	O-RING 1A S-63.0		1							
33	1	26013-080222	BOLT M 8X 22		4							
33-1	1	26013-080252	BOLT M 8X 25		4							N
			(B=*1982.11)									
34	1	194313-13510	SHAFT, FRONT AXLE		2							
34-1	1	194313-13511	SHAFT, FRONT AXLE		2							N
			(B=T/# 41182)									
35	1	194311-13520	PINION, DRIVE SHAFT		2							
36	1	194311-13530	SHIM(A) L=0.2		4							3
37	1	194311-13540	SHIM(B) L=0.3		4							3
38	1	194311-13550	SPACER		2							
39	1	194190-31120	SHIM(A) L=0.3		2							4
40	1	194190-31130	SHIM(B) L=0.2		2							4
41	1	22242-000240	CIRCLIP 24		4							
42	1	24101-062074	BALL BEARING		2							

Fig.39. CASING OF FRONT AXLE (YM276D)

(A)=YM276
(B)=YM276D
(C)=

(D)=
(E)=
(F)=

Fig. 39 CASING OF FRONT AXLE [For Model YM276D]



X-MARK PARTS : NOT SOLD SEPARATELY

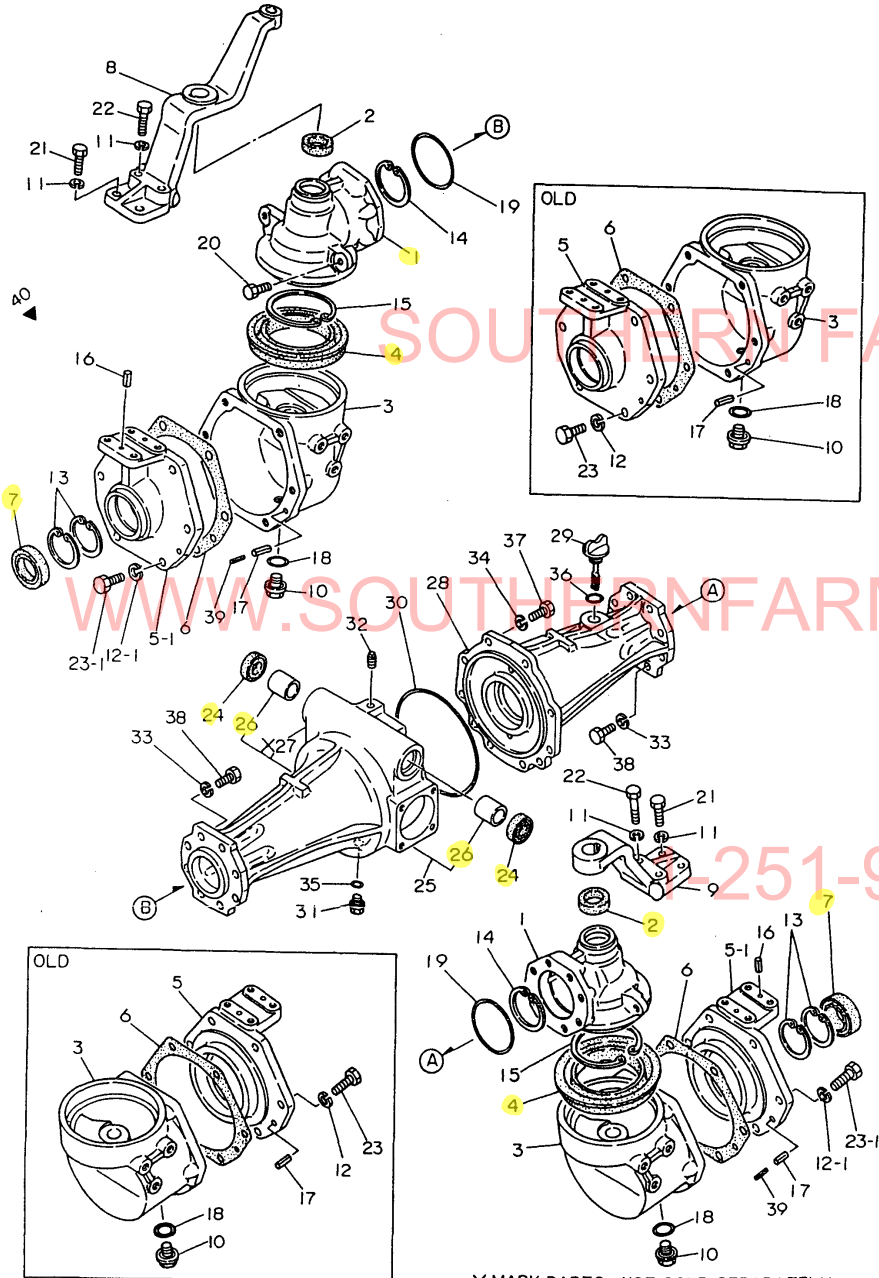
REF.	LEV.	PARTS NO.	DESCRIPTION	Q'TY						I	R
				(A)	(B)	(C)	(D)	(E)	(F)		
1	1	194313-13710-X	CASE, SIDE GEAR		2						
2	1	194311-13720	SEAL TCX6 25 40 7		2						
3	1	194311-13751-X	BOX, FRONT GEAR		2						
4	1	194311-13760	SEAL TCS115 145 13.5		2						
5	1	194311-13771-X	CASE, FRONT BEARING		2						
5-1	1	194311-13772-X	CASE, FRONT BEARING		2						N
		(B=T/# 41193)									
5-2	1	194171-13770-X	CASE, FRONT BEARING		2						S 1
		(B=T/# 41681)									
6	1	194362-13780	GASKET		2						
7	1	194313-13790	SEAL TC6Y50 68 12.5		2						
7-1	1	194171-13870	SEAL TC6Y689013		2						S 1
		(B=T/# 41681)									
8	1	194313-13810-X	SUPPORT, KING PIN		1						
9	1	194313-13820-X	SUPPORT, KING PIN		1						
10	1	194151-24770	PLUG 14, OIL		2						
10-1	1	23491-140002	PLUG 14		2						N
		(B=T/# 41534)									
11	1	22217-100000	SPRING WASHER 10		8						
12	1	22217-120000	WASHER 12,SPRING		12						
12-1	1	194274-13580	SPRING WASHER 12		12						N
		(B=T/# 40464)									
13	1	22252-000680	CIRCLIP 68		4						
13-1	1	22252-000900	CIRCLIP 90		4						S 1
		(B=T/# 41681)									
14	1	22252-000720	CIRCLIP 72		2						
15	1	22252-001000	CIRCLIP 100(H)		2						
16	1	22351-080020	SPRING PIN 8X20		4						
17	1	22351-080020	SPRING PIN 8X20		4						
18	1	24311-000160	O-RING 1A P-16.0		2						
19	1	24321-000700	O-RING 1A G70		2						
20	1	26116-100162	BOLT M10X 16 PLATED		2						
21	1	26116-100302	BOLT M10X 30 PLATED		4						
22	1	26116-100452	BOLT M10X 45 PLATED		4						
23	1	26116-120352	BOLT M12X 35 PLATED		12						
23-1	1	194171-13710	BOLT M12X35		12						N
		(B=T/# 40464)									
24	1	194311-13430	SEAL KC30 42 7, OIL		2						
25	1	194313-13600-X	HOUSING ASSY, AXLE		1						
26	2	194312-11520	BUSH 30X34X25		2						
28	1	194313-13620-X	HOUSING, FRONT AXLE		1						
29	1	194313-13630	PLUG 20		1						
30	1	194313-13640	O-RING 159.3-S		1						
31	1	194151-24770	PLUG 14, OIL		1						
31-1	1	23491-140002	PLUG 14		1						N
		(B=T/# 41534)									
32	1	194151-36670	PLUG PT02		1						Z
		(B=T/# 40503)									
33	1	22217-100000	SPRING WASHER 10		16						
34	1	22217-100000	SPRING WASHER 10		10						
35	1	24311-000160	O-RING 1A P-16.0		1						

Fig.39. CASING OF FRONT AXLE (YM276D)

(A)=YM276
(B)=YM276D
(C)=

(D)=
(E)=
(F)=

Fig. 39 CASING OF FRONT AXLE [For Model YM276D]



X-MARK PARTS : NOT SOLD SEPARATELY

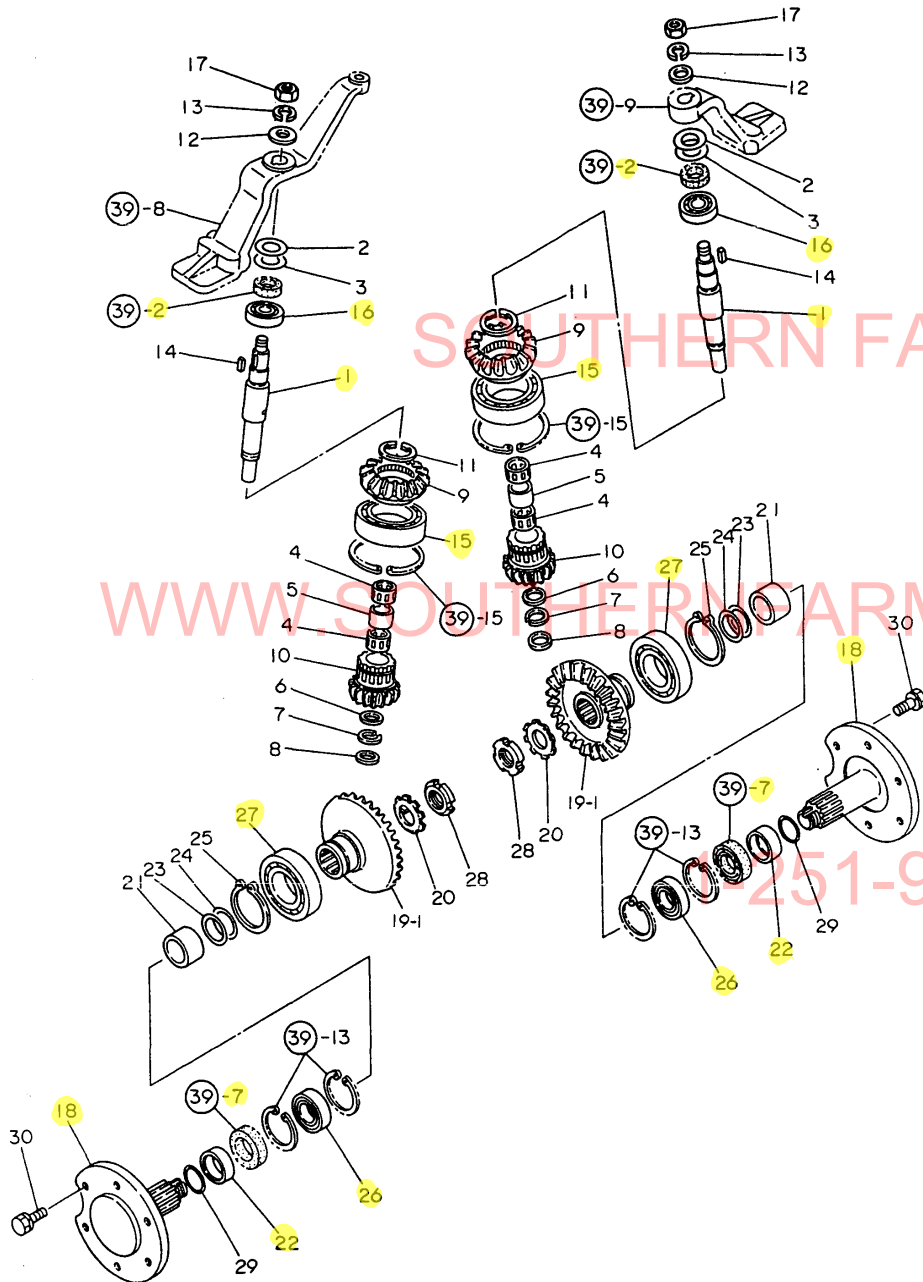
REF.	LEV.	PARTS NO.	DESCRIPTION	Q'TY						I	R
				(A)	(B)	(C)	(D)	(E)	(F)		
36	1	24311-000220	O-RING 1A P-22.0		1						
37	1	26116-100252	BOLT M10X 25 PLATED		10						
38	1	26116-100302	BOLT M10X 30 PLATED		16						
39	1	22351-050020	SPRING PIN 5X20 (B=T/# 40464)		4						W
40	1	794171-14100-X	SPINDLE KIT, FRONT (B=T/# 41681)		1						W 1
41	2	*REF.40=30- 2	BOLT W/WASHER 14* 25		6						
42	2	*REF.39=12- 1	WASHER,LOCK 12		6						
43	2	*REF.39=23- 1	BOLT 12* 35		6						
44	2	*REF.39= 5- 2	CASE,BEARING,FRONT		1						
45	2	*REF.39= 6	GASKET,BARING CASE		1						
46	2	*REF.39= 7- 1	SEAL		1						
47	2	*REF.40=18- 1	SHAFT,FRONT AXLE		1						
48	2	*REF.40=19- 2	GEAR, FRONT FINAL		1						
49	2	*REF.40=21- 1	COLLAR 60.5*26.5		1						
50	2	*REF.40=22- 1	COLLAR,SEAL		1						
51	2	*REF.40=23- 1	SHIM		2						
52	2	*REF.40=24- 1	SHIM		2						
53	2	*REF.40=28- 1	NUT 30 SET		1						
54	2	*REF.39=11	WASHER 10		4						
55	2	*REF.40=25	RING 55		1						
56	2	*REF.39=13- 1	RING 90		2						
57	2	*REF.39=16	PIN,ROLL 8* 20		4						
58	2	*REF.40=26- 1	BEARING 6210		1						
59	2	*REF.40=27	BEARING 6211		1						
60	2	*REF.40=29- 1	O-RING 1A G 50.0		1						
61	2	*REF.39=21	BOLT 10* 30		2						
62	2	*REF.39=22	BOLT 10* 45		2						

Fig.40. SPINDLE OF FRONT AXLE (YM276D)

(A)=YM276
(B)=YM276D
(C)=

(D)=
(E)=
(F)=

Fig. 40 2nd SHAFT & SPINDLE OF FRONT AXLE [For Model YM276D]



REF.	LEV.	PARTS NO.	DESCRIPTION	Q'TY						I	R
				(A)	(B)	(C)	(D)	(E)	(F)		
1	1	194311-13850	SHAFT (2ND), FRONT		2						
2	1	194311-13860	SHIM(A) T=1.0		2						2
3	1	194311-13870	SHIM(B) T=1.2		2						2
4	1	194311-13880	NEEDLE BEARING		4						
5	1	194311-13890	COLLAR 28X33.5X22.5		2						
6	1	194311-13910	WASHER 28X33.5X2		2						
7	1	194311-13920	CIRCLIP WR28		2						
8	1	194311-13930	SPACER 25X35X5		2						
9	1	194311-13940	GEAR, FRONT DRIVE		2						
10	1	194311-13950	PINION, FINAL		2						
11	1	194311-13960	CIRCLIP 50-S		2						
12	1	22137-160000	WASHER 16,POLISHED		2						
13	1	22217-160000	SPRING WASHER 16		2						
14	1	22512-070220	KEY 7X22,FEATHER		2						
15	1	24101-060134	BALL BEARING		2						
16	1	24101-062054	BEARING #6205		2						
17	1	26716-160002	NUT M16		2						
18	1	194241-14101-X	SPINDLE ASSY, FRONT		2						
18-1	1	194171-14110-X	SPINDLE, FRONT		2						S 1
		(B=T/# 41681)									
19-1	1	194311-14121	GEAR, FRONT FINAL		2						
19-2	1	194311-14122	GEAR, FRONT FINAL		2						N
		(B=T/# 41681)									
20	1	194311-14130	WASHER 35		2						Z
		(B=T/# 41681)									
21	1	194311-14161	COLLAR 48.6X41.6		2						
21-1	1	194171-14160	COLLAR 60.5X26.5		2						S 1
		(B=T/# 41681)									
22	1	194311-14172	SEAL COLLAR 40X50X21		2						
22-1	1	194171-14170	COLLAR 50X68X17.5		2						S 1
		(B=T/# 41681)									
23	1	194311-14180	SHIM(A) L=0.2		4						2
23-1	1	194171-14180	SHIM (A), FRONT		4						S 1
		(B=T/# 41681)									
24	1	194311-14190	SHIM(B) L=0.3		4						2
24-1	1	194171-14190	SHIM (B), FRONT FINA		4						S 1
		(B=T/# 41681)									
25	1	22242-000550	CIRCLIP 55		2						
26	1	24101-060084	BALL BEARING		2						
26-1	1	24101-062104	BALL BEARING		2						S 1
		(B=T/# 41681)									
27	1	24101-062114	BALL BEARING		2						
28	1	24211-035002	LOCK NUT M35		2						
28-1	1	194491-14190	NUT M30 SET		2						S 1
		(B=T/# 41681)									
29	1	24321-000400	O-RING 1A G-40.0		2						
29-1	1	24321-000500	O-RING 1A G-50.0		2						S 1
		(B=T/# 41681)									
30	1	26013-140252	BOLT M14X 25		12						
30-1	1	194180-12650	BOLT M14X 25		12						N
		(B=*1982.10)									

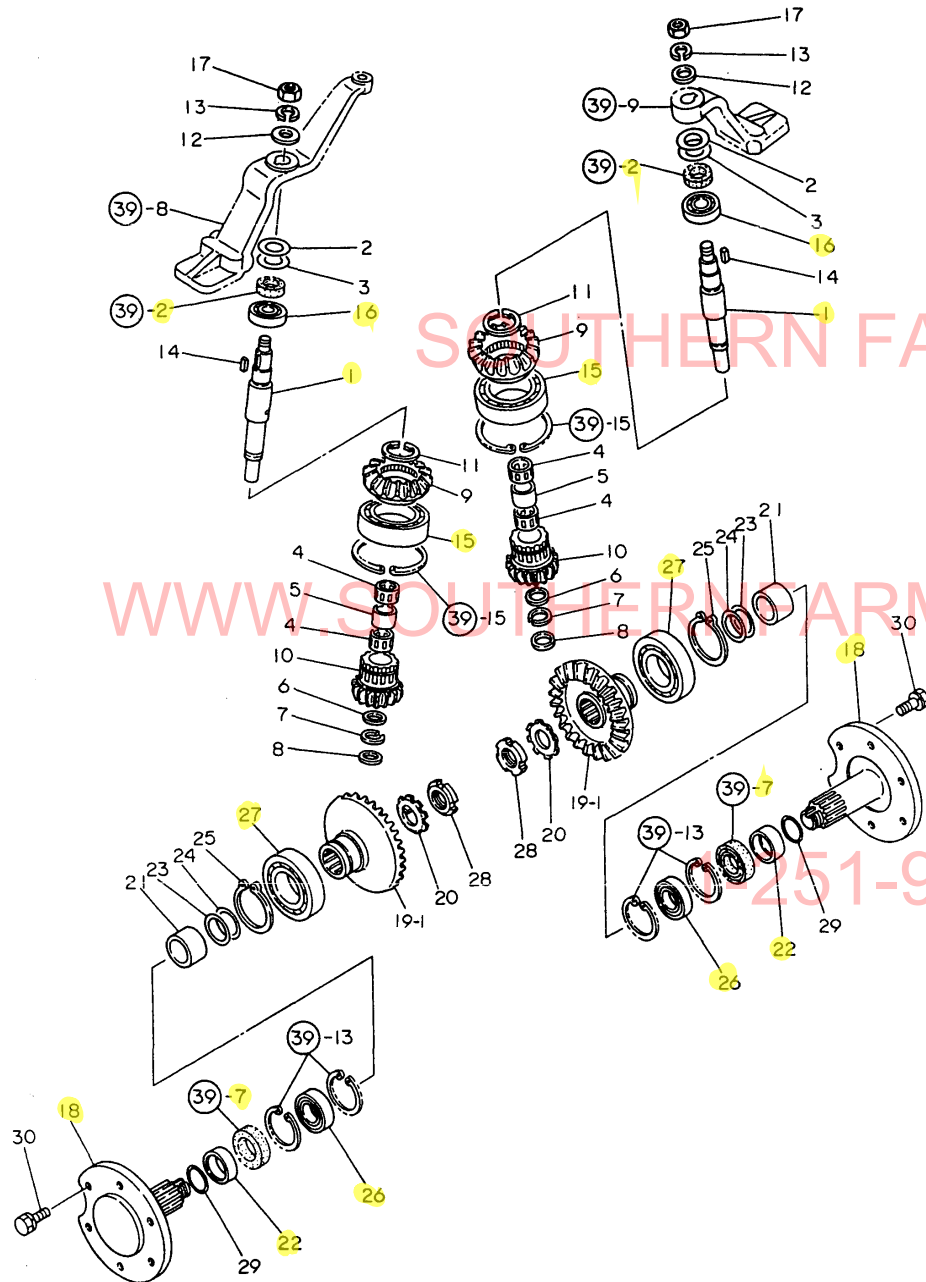
N:Old ↔ New, Q:Old ↔ New, R:Old ↔ New, S:Old ↔ New, W:Add, Z:Discontinued, F:Set Change, K:Q'ty Change
++ CONTINUE ++
(C)Copy Rights YANMAR CO.,LTD and YANMAR AGRICULTURAL EQUIPMENT CO.,LTD.

Fig.40. SPINDLE OF FRONT AXLE (YM276D)

(A)=YM276
(B)=YM276D
(C)=

(D)=
(E)=
(F)=

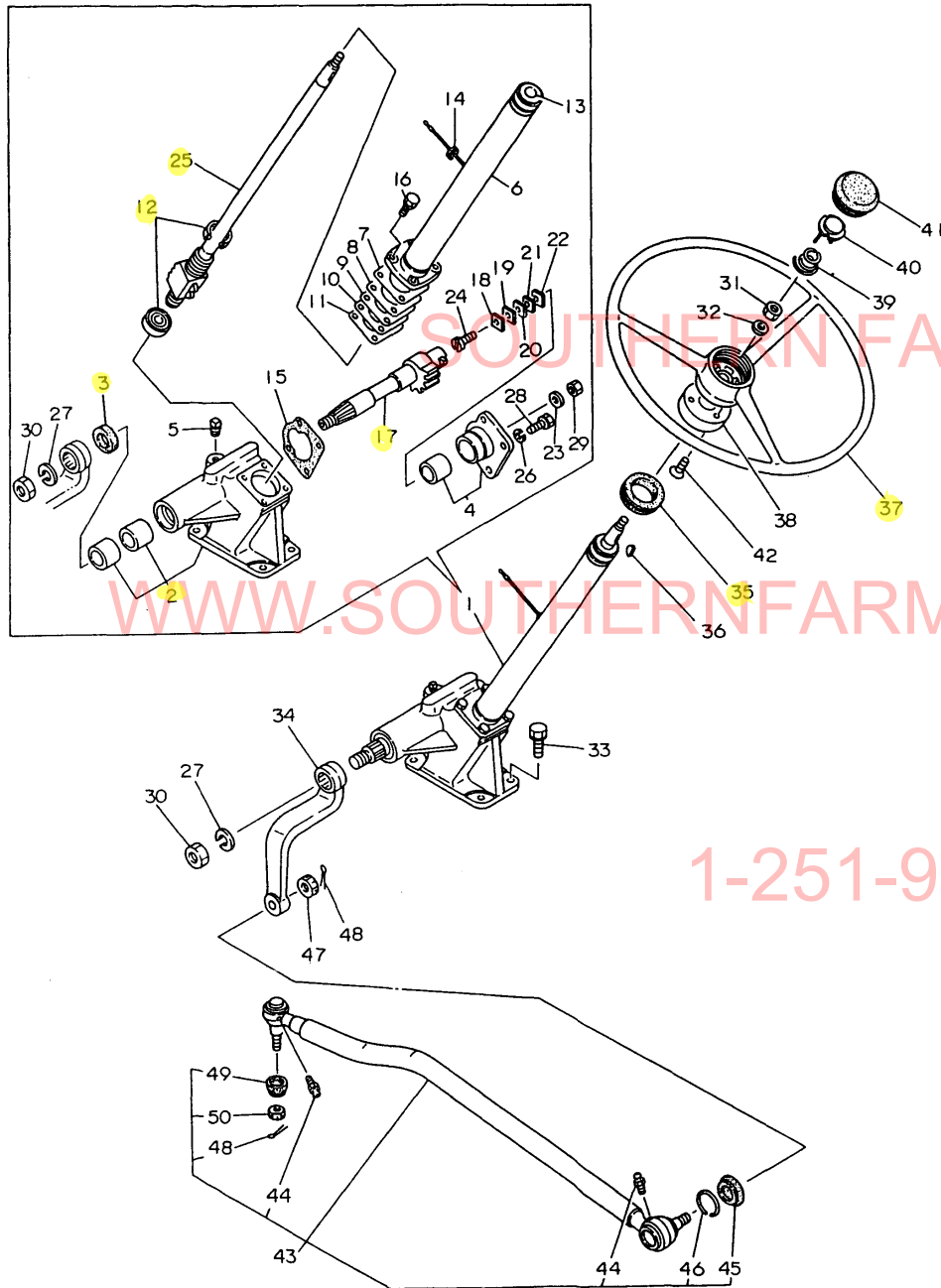
Fig. 40 2nd SHAFT & SPINDLE OF FRONT AXLE [For Model YM276D]



REF.	LEV.	PARTS NO.	DESCRIPTION	Q'TY						I	R	
				(A)	(B)	(C)	(D)	(E)	(F)			
30-2	1	194278-12650 (B=T/# 41517)	BOLT W/WASHER M14X25		12						N	

Fig.41. STEERING(STANDARD)

Fig. 41 STEERING (STANDARD)



Y00T2321 41. STEERING(STANDARD)

(A)=YM276
(B)=YM276D
(C)=

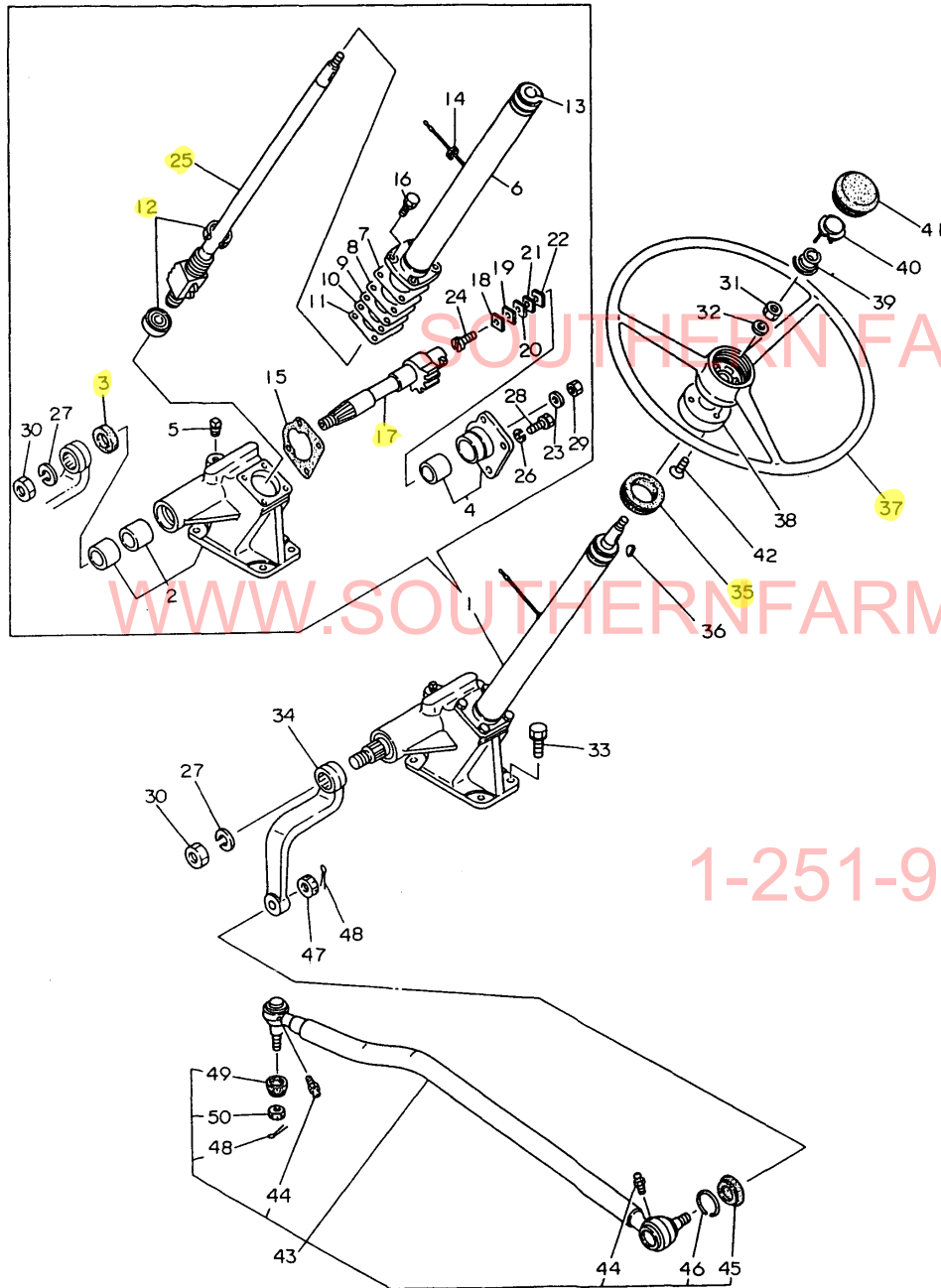
(D)=
(E)=
(F)=

REF.	LEV.	PARTS NO.	DESCRIPTION	Q'TY						I	R
				(A)	(B)	(C)	(D)	(E)	(F)		
1	1	194145-15100-X	GEAR ASSY, STEERING	1	1						
2	2	194145-15110-X	BOX W/BUSH, GEAR	1	1						
3	2	194080-15140	SEAL D28.6 40 8, OIL	1	1						
4	2	194145-15150	COVER, SIDE	1	1						
5	2	194130-15170	PLUG PT1/4	1	1						
6	2	194145-15200-X	COLUMN, STEERING	1	1						
7	2	194080-15250	SHIM T=0.05	1	1						1
8	2	194080-15260	SHIM T=0.07	1	1						1
9	2	194080-15270	SHIM T=0.08	1	1						1
10	2	194080-15280	SHIM T=0.1	1	1						1
11	2	194080-15290	SHIM T=0.2	1	1						1
12	2	194145-15310	BALL BEARING	2	2						
13	2	194750-15310	BUSH, COLUMN	1	1						
14	2	194080-15320	GROMMET	1	1						
15	2	194145-15320	GASKET, SIDE COVER	1	1						
16	2	194145-15330	BOLT	4	4						
16-1	2	26013-080202	BOLT W/WASHER M8X20	4	4						N
(A=*1982.10) (B=*1982.10)											
17	2	194145-15410	SHAFT, SECTOR	1	1						
17-1	2	194274-15410	SHAFT, SECTOR	1	1						N
(A=T/# 20627) (B=T/# 41578)											
18	2	194080-15420	SHIM (A) (T=1.525)	1	1						2
19	2	194080-15430	SHIM (B) (T=1.555)	1	1						2
20	2	194080-15440	SHIM (C) (T=1.585)	1	1						2
21	2	194080-15450	SHIM (D) (T=1.615)	1	1						2
22	2	194080-15460	SHIM (E) (T=1.645)	1	1						2
23	2	194464-15450	SEAL WASHER	1	1						
24	2	194080-15470	SCREW M10X34	1	1						
25	2	194145-15500	NUT ASSY, BALL	1	1						
26	2	22217-080000	SPRING WASHER 8	4	4						
27	2	22217-220000	SPRING WASHER 22	1	1						
28	2	26116-080222	BOLT M 8X 22 PLATED	4	4						
28-1	2	26116-080202	BOLT M 8X 20 PLATED	4	4						N
(A=*1982.12) (B=*1982.12)											
29	2	26736-100002	NUT M10	1	1						
30	2	26736-220002	NUT M22	1	1						
30-1	2	26776-220002	LOCK NUT M22 PLATED	1	1						N
(A=T/# 20590) (B=T/# 41456)											
31	1	194130-15530	LOCK NUT 12	1	1						
32	1	194080-15550	WASHER 12	1	1						
33	1	194145-15560	BOLT M12X 33	4	4						
34	1	194170-15610-X	ARM, PITMAN	1	1						
35	1	194145-15651	GROMMET 42	1	1						
36	1	22522-050190	WOODRUFF KEY 5X19	1	1						
36-1	1	144626-51090	KEY 5X19	1	1						N
(A=T/# 20472) (B=T/# 40961)											
37	1	194130-15710	WHEEL, STEERING	1	1						
38	1	194130-15720	COVER (400), COLUMN	1	1						
39	1	194130-15740	SPRING	1	1						
40	1	194130-15750	SWITCH, HORN	1	1						
41	1	194130-15770	BUTTON, HORN	1	1						

N:Old ↔ New, Q:Old ↔ New, R:Old ↔ New, S:Old ↔ New, W:Add, Z:Discontinued, F:Set Change, K:Q'ty Change
 ++ CONTINUE ++ (C)Copy Rights YANMAR CO.,LTD and YANMAR AGRICULTURAL EQUIPMENT CO.,LTD.

Fig.41. STEERING(STANDARD)

Fig. 41 STEERING (STANDARD)



Y00T2321 41. STEERING(STANDARD)

(A)=YM276
(B)=YM276D
(C)=

(D)=
(E)=
(F)=

REF.	LEV.	PARTS NO.	DESCRIPTION	Q'TY						I	R
				(A)	(B)	(C)	(D)	(E)	(F)		
42	1	26577-040102	SCREW M 4X 10	3	3						
43	1	194171-16100-X	ROD ASSY,DRAG		1						
43-1	1	194171-16101-X	ROD ASSY, DRAG	1	1						N
43-2	1	194171-16102	ROD ASSY, DRAG	1	1						N
		(A=T/# 20586) (B=T/# 41391)									
44	2	194150-11480	GREASE NIPPLE MT6X1	2	2						
44-1	2	24761-060000	NIPPLE MT6X1, GREASE	2	2						N
		(A=*1982.05) (B=*1982.05)									
45	2	194450-12551	COVER, DUST	1	1						
46	2	194450-12560	RING, SET	1	1						
47	2	194450-16170	CASTLE NUT M16	1	1						
48	2	22417-300250	COTTER PIN 3.0X 25	2	2						
48-1	2	22417-300250	COTTER PIN 3.0X 25	1	1						K
		(A=T/# 20586) (B=T/# 41391)									
48A	2	22417-300300	COTTER PIN 3.0X30	1	1						W
		(A=T/# 20586) (B=T/# 41391)									
49	2	194730-57220	COVER, DUST	1	1						
50	2	194730-57241	NUT M12	1	1						

WWW.SOUTHERNFARMEQUIPMENTIMPORTS.COM

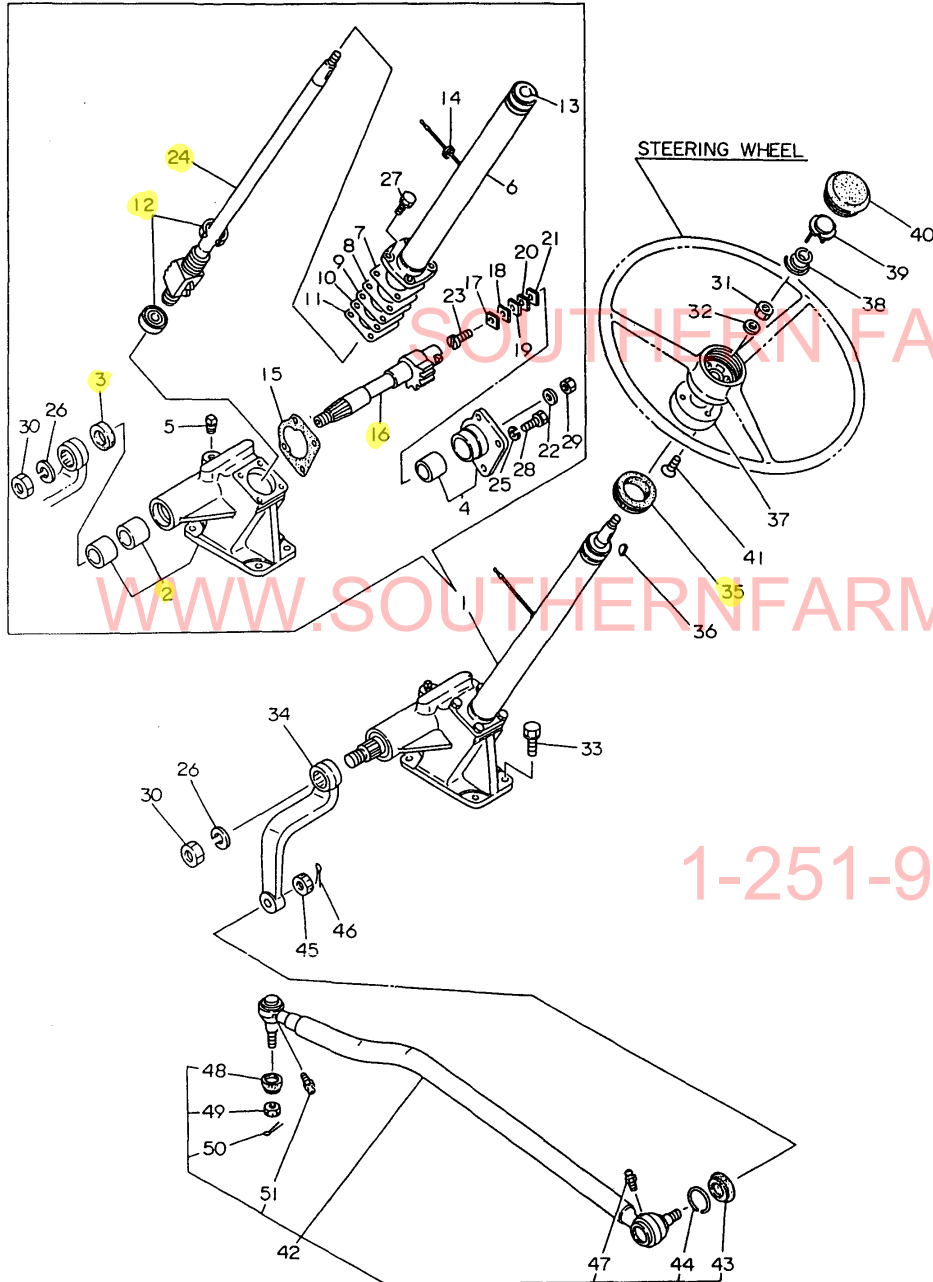
1-251-957-2857

Fig.42. STEERING(SCANDINAVIA)

(A)=YM276
(B)=YM276D
(C)=

(D)=
(E)=
(F)=

Fig. 42 STEERING (SCANDINAVIA)



REF.	LEV.	PARTS NO.	DESCRIPTION	Q'TY						I	R
				(A)	(B)	(C)	(D)	(E)	(F)		
1	1	194145-15100	GEAR ASSY, STEERING	1	1						
2	2	194145-15110	BOX, GEAR	1	1						
3	2	194080-15140	SEAL D28.6 40 8, OIL	1	1						
4	2	194145-15150	COVER, SIDE	1	1						
5	2	194130-15170	PLUG PT1/4	1	1						
6	2	194145-15200	COLUMN	1	1						
7	2	194080-15250	SHIM T=0.05	1	1						1
8	2	194080-15260	SHIM T=0.07	1	1						1
9	2	194080-15270	SHIM T=0.08	1	1						1
10	2	194080-15280	SHIM T=0.1	1	1						1
11	2	194080-15290	SHIM T=0.2	1	1						1
12	2	194145-15310	BALL BEARING	2	2						
13	2	194750-15310	BUSH, COLUMN	1	1						
14	2	194080-15320	GROMMET	1	1						
15	2	194145-15320	GASKET, SIDE COVER	1	1						
16	2	194145-15410	SHAFT, SECTOR	1	1						
16-1	2	194274-15410	SHAFT, SECTOR	1	1						N
				(A=T/# 20627) (B=T/# 41578)							
17	2	194080-15420	SHIM (A) (T=1.525)	1	1						2
18	2	194080-15430	SHIM (B) (T=1.555)	1	1						2
19	2	194080-15440	SHIM (C) (T=1.585)	1	1						2
20	2	194080-15450	SHIM (D) (T=1.615)	1	1						2
21	2	194080-15460	SHIM (E) (T=1.645)	1	1						2
22	2	194464-15450	SEAL WASHER	1	1						
23	2	194080-15470	SCREW M10X34	1	1						
24	2	194145-15500	NUT ASSY, BALL	1	1						
25	2	22217-080000	SPRING WASHER 8	4	4						
26	2	22217-220000	SPRING WASHER 22	1	1						
27	2	26013-080202	BOLT W/WASHER M8X20	4	4						
28	2	26116-080202	BOLT M 8X 20 PLATED	4	4						
29	2	26736-100002	NUT M10	1	1						
30	2	26736-220002	NUT M22	1	1						
30-1	2	26776-220002	LOCK NUT M22 PLATED	1	1						N
				(A=T/# 20590) (B=T/# 41456)							
31	1	194130-15530	LOCK NUT 12	1	1						
32	1	194080-15550	WASHER 12	1	1						
33	1	194145-15560	BOLT M12X 33	4	4						
34	1	194170-15610-X	ARM, PITMAN	1	1						
35	1	194145-15651	GROMMET 42	1	1						
36	1	144626-51090	KEY 5X19	1	1						
37	1	194130-15720	COVER (400), COLUMN	1	1						
38	1	194130-15740	SPRING	1	1						
39	1	194130-15750	SWITCH, HORN	1	1						
40	1	194130-15770	BUTTON, HORN	1	1						
41	1	26577-040102	SCREW M 4X 10	3	3						
42	1	194171-16101-X	ROD ASSY, DRAG	1	1						
42-1	1	194171-16102	ROD ASSY, DRAG	1	1						N
				(A=T/# 20586) (B=T/# 41391)							
43	2	194450-12551	COVER, DUST	1	1						
44	2	194450-12560	RING, SET	1	1						
45	2	194450-16170	CASTLE NUT M16	1	1						

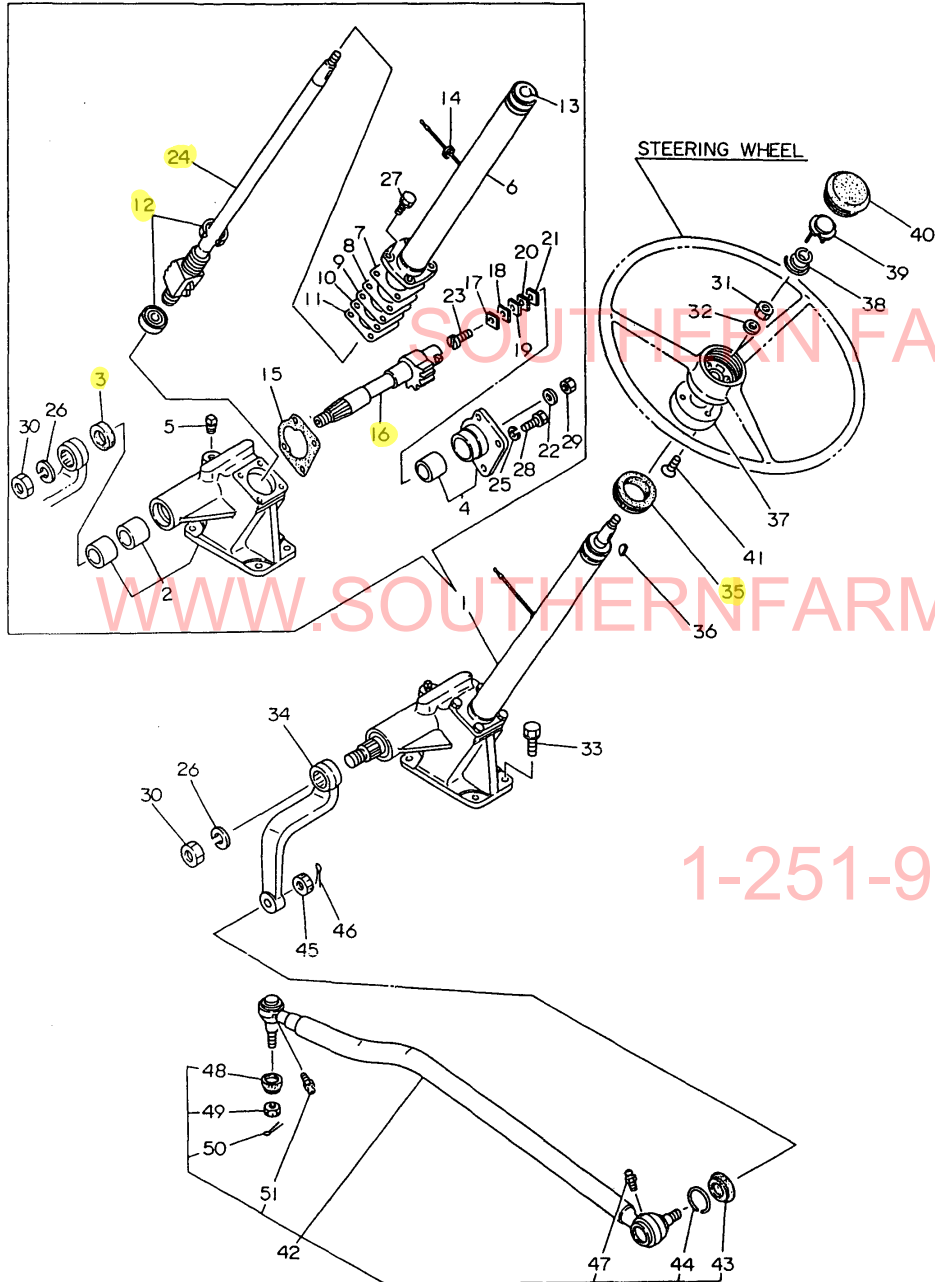
N:Old ↔ New, Q:Old ↔ New, R:Old ↔ New, S:Old ↔ New, W:Add, Z:Discontinued, F:Set Change, K:Q'ty Change
 ++ CONTINUE ++
 (C)Copy Rights YANMAR CO.,LTD and YANMAR AGRICULTURAL EQUIPMENT CO.,LTD.

Fig.42. STEERING(SCANDINAVIA)

(A)=YM276
(B)=YM276D
(C)=

(D)=
(E)=
(F)=

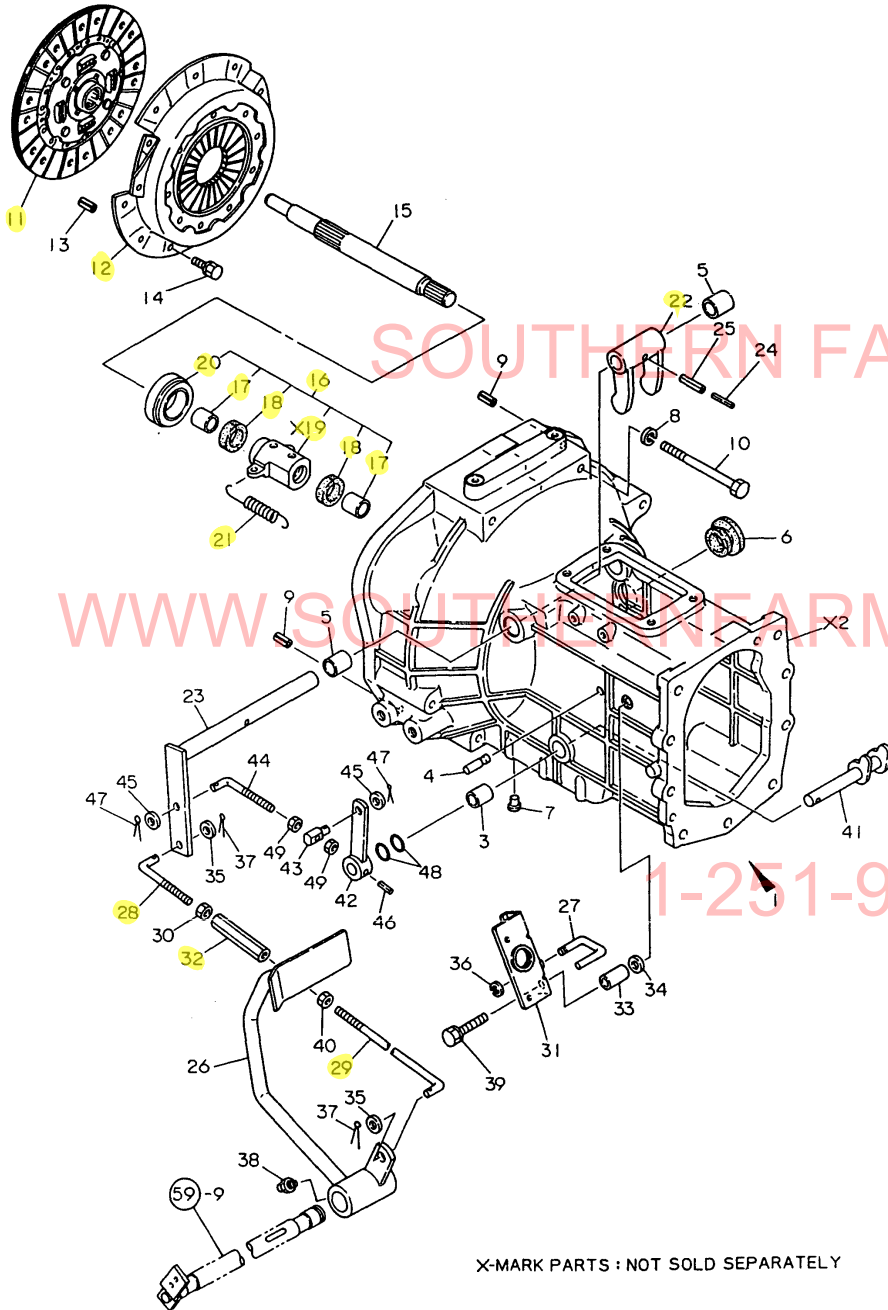
Fig. 42 STEERING (SCANDINAVIA)



REF.	LEV.	PARTS NO.	DESCRIPTION	Q'TY						I	R
				(A)	(B)	(C)	(D)	(E)	(F)		
46	2	22417-300250	COTTER PIN 3.0X 25	1	1						
46-1	2	22417-300300	COTTER PIN 3.0X30	1	1						N
				(A=T/# 20586)		(B=T/# 41391)					
47	2	24761-060000	NIPPLE MT6X1, GREASE	1	1						
48	2	194730-57220	COVER, DUST	1	1						
49	2	194730-57241	NUT M12	1	1						
50	2	22417-300250	COTTER PIN 3.0X 25	1	1						
51	2	24761-060000	NIPPLE MT6X1, GREASE	1	1						

Fig.43. CLUTCH HOUSING(STANDARD)

Fig. 43 CLUTCH HOUSING (STANDARD)



X-MARK PARTS : NOT SOLD SEPARATELY

Y00T2321 43. CLUTCH HOUSING(STANDARD)

(A)=YM276
(B)=YM276D
(C)=

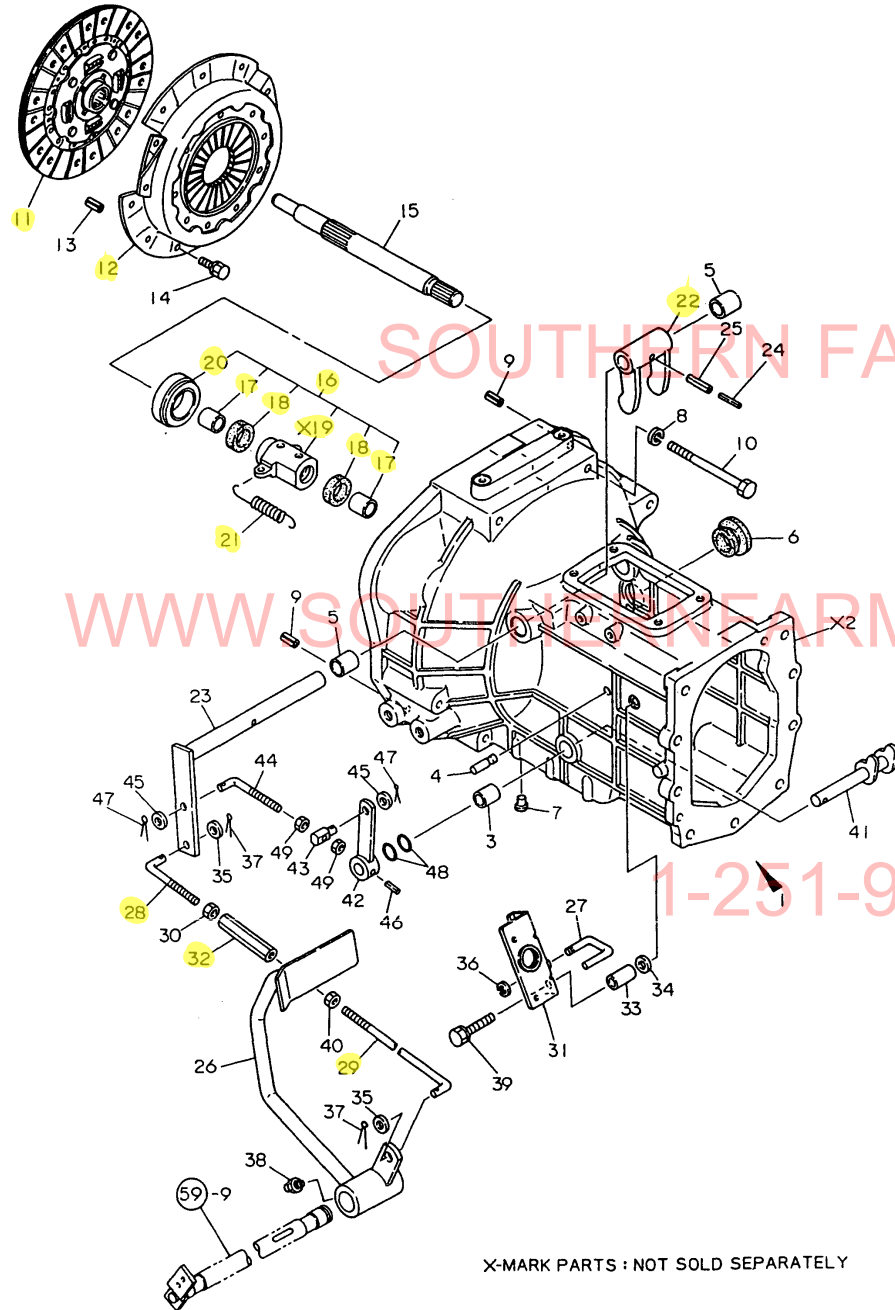
(D)=
(E)=
(F)=

REF.	LEV.	PARTS NO.	DESCRIPTION	Q'TY						I	R
				(A)	(B)	(C)	(D)	(E)	(F)		
1	1	194170-21100-X	HOUSING ASSY, CLUTCH	1	1						
1-1	1	194170-21101	HOUSING ASSY, CLUTCH	1	1						N
		(A=T/# 20596) (B=T/# 41517)									
3	2	194310-21210	BUSH 15X20X25	1	1						
4	2	194150-22250	PIN, HOOK	2	2						
5	2	194130-22280	BUSH 20X25X25	2	2						
6	1	194450-21150	CAP, HOUSING	1	1						
6-1	1	194450-21151	CAP, HOUSING	1	1						N
		(A=T/# 20539) (B=T/# 41193)									
7	1	194150-21910	PLUG 11.2	8	8						
8	1	22217-100000	SPRING WASHER 10	7	7						
9	1	22351-080018	SPRING PIN 8X18	2	2						
10	1	26116-101102	BOLT M10X110 PLATED	7	7						
11	1	194361-21400	DISC, CLUTCH	1	1						
11-1	1	194115-21400	DISC, CLUTCH	1	1						N
		(A=T/# 20648) (B=T/# 41690)									
12	1	794150-21700	PLATE, PRESSURE	1	1						
13	1	22351-080018	SPRING PIN 8X18	3	3						
14	1	26013-080162	BOLT W/WASHER M8X16	6	6						
15	1	194312-22110	SHAFT, MAIN DRIVE	1	1						
16	1	794150-22150	SLEEVE ASSY, BEARING	1	1						
17	2	194150-22160	BUSH 22X28X22	2	2						
18	2	194130-22170	FELT	2	2						
20	2	194990-42710	BEARING, CLUTCH	1	1						
21	1	194420-22240	SPRING, RETURN	2	2						
22	1	194150-22310	YOKE, CLUTCH SHIFT	1	1						
23	1	194420-22330-X	SHAFT,CLUTCH RELEASE	1	1						
24	1	22351-035032	SPRING PIN 3.5X32	1	1						
25	1	22351-060032	SPRING PIN 6X32	1	1						
26	1	194312-22410-X	PEDAL, CLUTCH	1	1						
27	1	194312-22441	LEVER, CLUTCH LOCK	1	1						
28	1	194150-22460	ROD, CLUTCH	1	1						
29	1	194312-22470	ROD, CLUTCH	1	1						
30	1	194150-22480	NUT M10	1	1						
31	1	194312-22491-X	STOPPER,CLUTCH PEDAL	1	1						
32	1	194130-37730	TURNBUCKLE M10X70	1	1						
33	1	194420-63190	COLLAR	1	1						
34	1	22137-080000	WASHER 8, POLISHED	1	1						Z
		(A=FXXXXX) (B=FXXXXX)									
35	1	22137-100000	WASHER 10,POLISHED	2	2						
36	1	22272-000040	CIRCLIP E- 4	1	1						
37	1	22417-200300	COTTER PIN 2.0X30	2	2						
38	1	24761-010000	NIPPLE M6F, GREASE	1	1						
39	1	26013-080452	BOLT M 8X 45	2	2						
39-1	1	26106-080452	BOLT M 8X 45 PLATED	2	2						N
		(A=T/# 20648) (B=T/# 41690)									
40	1	26716-100002	NUT M10	1	1						
41	1	194312-22510	FORK, RELEASE	1	1						
42	1	194312-22520-X	ARM, RELEASE	1	1						
43	1	194320-22530	ADJUSTER	1	1						
44	1	194312-22540	ROD, RELEASE	1	1						

N:Old ↔ New, Q:Old ↔ New, R:Old ↔ New, S:Old ↔ New, W:Add, Z:Discontinued, F:Set Change, K:Q'ty Change
++ CONTINUE ++
(C)Copy Rights YANMAR CO.,LTD and YANMAR AGRICULTURAL EQUIPMENT CO.,LTD.

Fig.43. CLUTCH HOUSING(STANDARD)

Fig. 43 CLUTCH HOUSING (STANDARD)



X-MARK PARTS : NOT SOLD SEPARATELY

Y00T2321 43. CLUTCH HOUSING(STANDARD)

(A)=YM276
(B)=YM276D
(C)=

(D)=
(E)=
(F)=

REF.	LEV.	PARTS NO.	DESCRIPTION	Q'TY						I	R
				(A)	(B)	(C)	(D)	(E)	(F)		
45	1	22137-080000	WASHER 8, POLISHED	2	2						
46	1	22351-060025	SPRING PIN 6X25	1	1						
47	1	22417-200300	COTTER PIN 2.0X30	2	2						
48	1	24311-000150	O-RING 1A P-15.0	2	2						
49	1	26716-080002	NUT M 8	2	2						

SOUTHERN FARM EQUIPMENT

WWW.SOUTHERNFARMEQUIPMENTIMPORTS.COM

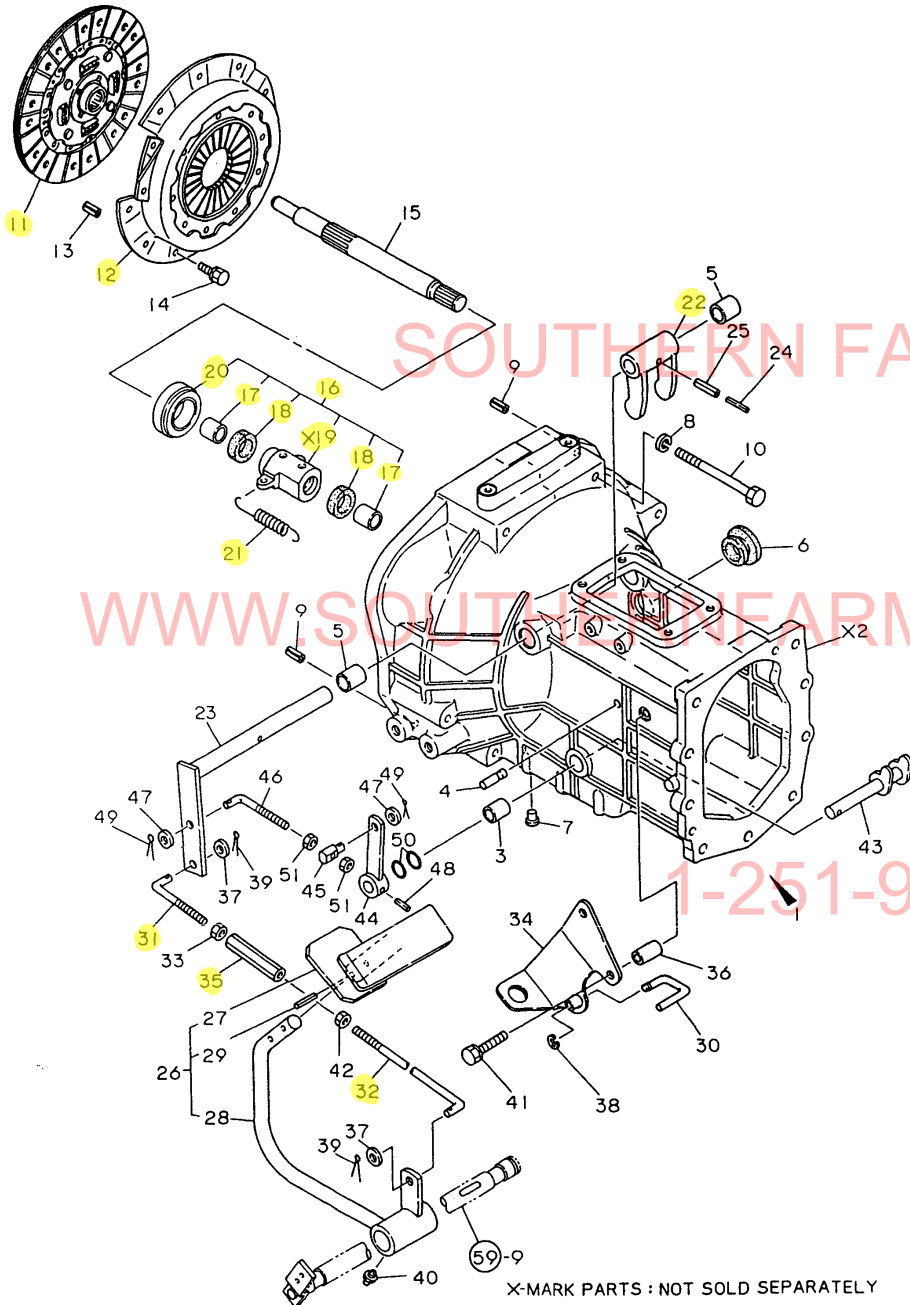
1-251-957-2857

Fig.44. CLUTCH HOUSING(SCANDINAVIA)

(A)=YM276
(B)=YM276D
(C)=

(D)=
(E)=
(F)=

Fig. 44 CLUTCH HOUSING (SCANDINAVIA)



X-MARK PARTS : NOT SOLD SEPARATELY

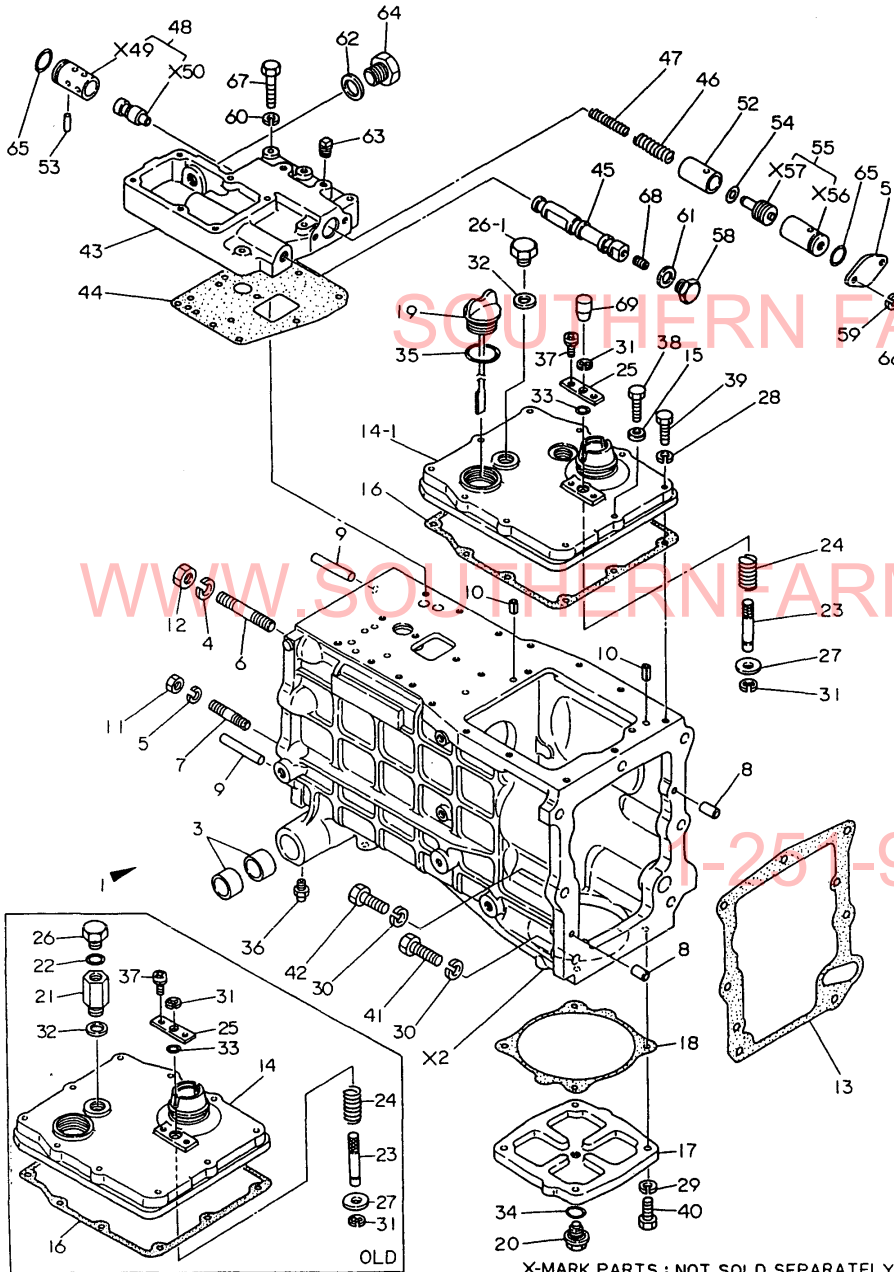
REF.	LEV.	PARTS NO.	DESCRIPTION	Q'TY						I	R
				(A)	(B)	(C)	(D)	(E)	(F)		
1	1	194170-21100-X	HOUSING ASSY, CLUTCH	1	1						
3	2	194310-21210	BUSH 15X20X25	1	1						
4	2	194150-22250	PIN, HOOK	2	2						
5	2	194310-22280	BUSH 20X25X25	2	2						
6	1	194450-21151	CAP, HOUSING	1	1						
7	1	194150-21910	PLUG 11.2	8	8						
8	1	22217-100000	SPRING WASHER 10	7	7						
9	1	22351-080018	SPRING PIN 8X18	2	2						
10	1	26116-101102	BOLT M10X110 PLATED	7	7						
11	1	194361-21400	DISC, CLUTCH	1	1						
12	1	794150-21700	PLATE, PRESSURE	1	1						
13	1	22351-080018	SPRING PIN 8X18	3	3						
14	1	26013-080162	BOLT W/WASHER M8X16	6	6						
15	1	194312-22110	SHAFT, MAIN DRIVE	1	1						
16	1	794150-22150	SLEEVE ASSY, BEARING	1	1						
17	2	194150-22160	BUSH 22X28X22	2	2						
18	2	194130-22170	FELT	2	2						
20	2	194990-42710	BEARING, CLUTCH	1	1						
21	1	194420-22240	SPRING, RETURN	2	2						
22	1	194150-22310	YOKE, CLUTCH SHIFT	1	1						
23	1	194420-22330-X	SHAFT, CLUTCH RELEASE	1	1						
24	1	22351-035032	SPRING PIN 3.5X32	1	1						
25	1	22351-060032	SPRING PIN 6X32	1	1						
26	1	194172-22410-X	PEDAL ASSY, CLUTCH	1	1						
27	2	194172-22420	HEAD, CLUTCH PEDAL	1	1						
28	2	194172-22450	BODY ASSY, PEDAL	1	1						
29	2	22351-060028	SPRING PIN 6X28	1	1						
30	1	194312-22441	LEVER, CLUTCH LOCK	1	1						
31	1	194150-22460	ROD, CLUTCH	1	1						
32	1	194312-22470	ROD, CLUTCH	1	1						
33	1	194150-22480	NUT M10	1	1						
34	1	194172-22490	STOPPER, PEDAL	1	1						
35	1	194130-37730	TURNBUCKLE M10X70	1	1						
36	1	194420-63190	COLLAR	1	1						
37	1	22137-100000	WASHER 10, POLISHED	2	2						
38	1	22272-000040	CIRCLIP E- 4	1	1						
39	1	22417-200300	COTTER PIN 2.0X30	2	2						
40	1	24761-010000	NIPPLE M6F, GREASE	1	1						
41	1	26013-080452	BOLT M 8X 45	2	2						
42	1	26716-100002	NUT M10	1	1						
43	1	194312-22510	FORK, RELEASE	1	1						
44	1	194312-22520-X	ARM, RELEASE	1	1						
45	1	194320-22530	ADJUSTER	1	1						
46	1	194312-22540	ROD, RELEASE	1	1						
47	1	22137-080000	WASHER 8, POLISHED	2	2						
48	1	22351-060025	SPRING PIN 6X25	1	1						
49	1	22417-200300	COTTER PIN 2.0X30	2	2						
50	1	24311-000150	O-RING 1A P-15.0	2	2						
51	1	26716-080002	NUT M 8	2	2						

Fig.45. TRANSMISSION HOUSING(STANDARD)

(A)=YM276
(B)=YM276D
(C)=

(D)=
(E)=
(F)=

Fig. 45 TRANSMISSION HOUSING (STANDARD)



X-MARK PARTS : NOT SOLD SEPARATELY

REF.	LEV.	PARTS NO.	DESCRIPTION	Q'TY						I	R
				(A)	(B)	(C)	(D)	(E)	(F)		
1	1	194170-24100-X	HOUSING,TRANSMISSION	1	1						
3	2	194740-06080	BUSH 25X30X18	4	4						
4	2	194465-14220	WASHER 14	2	2						
5	2	194274-13580	SPRING WASHER 12	7	7						
6	2	194170-24140	STUD M14X 85	2	2						
7	2	194312-24130	STUD M12X 75	7	7						
8	2	22312-100180	PARALLEL PIN 10X 18	2	2						
9	2	22312-100560	PARALLEL PIN 10X56	2	2						
10	2	22351-080020	SPRING PIN 8X20	2	2						
11	2	26716-120002	NUT M12	7	7						
12	2	26716-140002	NUT M14	2	2						
13	1	194312-24120	GASKET, HOUSING	1	1						
14	1	194312-24230	COVER	1	1						
14-1	1	194312-24231	COVER, RANGE SHIFT	1	1						F
		(A=1981.09) (B=1981.09)									
15	1	194310-24240	SEAL WASHER 8	1	1						
16	1	194312-24240	GASKET	1	1						
17	1	194310-24270-X	COVER, LOWER	1							
18	1	194312-24280	GASKET, BOTTOM COVER	1							
19	1	194150-24290	DIPSTICK 33X184	1	1						
20	1	194151-24770	PLUG 14, OIL	1							
20-1	1	23491-140002	PLUG 14	1							N
		(A=T/# 20618)									
21	1	194170-48950	ADAPTER	1	1						Z
		(A=T/# 20211) (B=T/# 40506)									
22	1	194464-45930	O-RING 8-1	1	1						Z
		(A=T/# 20211) (B=T/# 40506)									
23	1	194312-27420	LEVER, LOCK	1	1						
24	1	194312-27430	SPRING	1	1						
25	1	194312-27440	RETAINER	1	1						
26	1	194464-45920	PLUG 3/4-16UNF	1	1						
26-1	1	194312-46750	PLUG PF3/8	1	1						S
		(A=T/# 20211) (B=T/# 40506)									
27	1	1C6080-62670	WASHER,BELT CVR.MTG.	1	1						
28	1	22217-080000	SPRING WASHER 8	9	9						
29	1	22217-100000	SPRING WASHER 10	4							
30	1	22217-120000	WASHER 12,SPRING	7	7						
31	1	22272-000060	CIRCLIP E- 6	2	2						
32	1	23414-170022	GASKET 17	1	1						
32-1	1	194555-77910	GASKET	1	1						N
		(A=T/# 20553) (B=T/# 41276)									
33	1	24311-000080	O-RING 1A P-8.0	1	1						
34	1	24311-000160	O-RING 1A P-16.0	1	1						
35	1	24341-000320	O-RING 1A S-32.0	1	1						
35-1	1	24341-000315	O-RING 1A S-31.5	1	1						N
		(A=T/# 20430) (B=T/# 40849)									
35-2	1	24351-020300	O-RING 1A 2030	1	1						N
		(A=T/# 20625) (B=T/# 41567)									
36	1	24761-010000	NIPPLE M6F, GREASE	2	2						
37	1	26022-050082	SCREW M 5X 8	2	2						
38	1	26116-080302	BOLT M 8X 30 PLATED	1	1						

N:Old ↔ New, Q:Old ↔ New, R:Old ↔ New, S:Old ↔ New, W:Add, Z:Discontinued, F:Set Change, K:Q'ty Change

++ CONTINUE ++

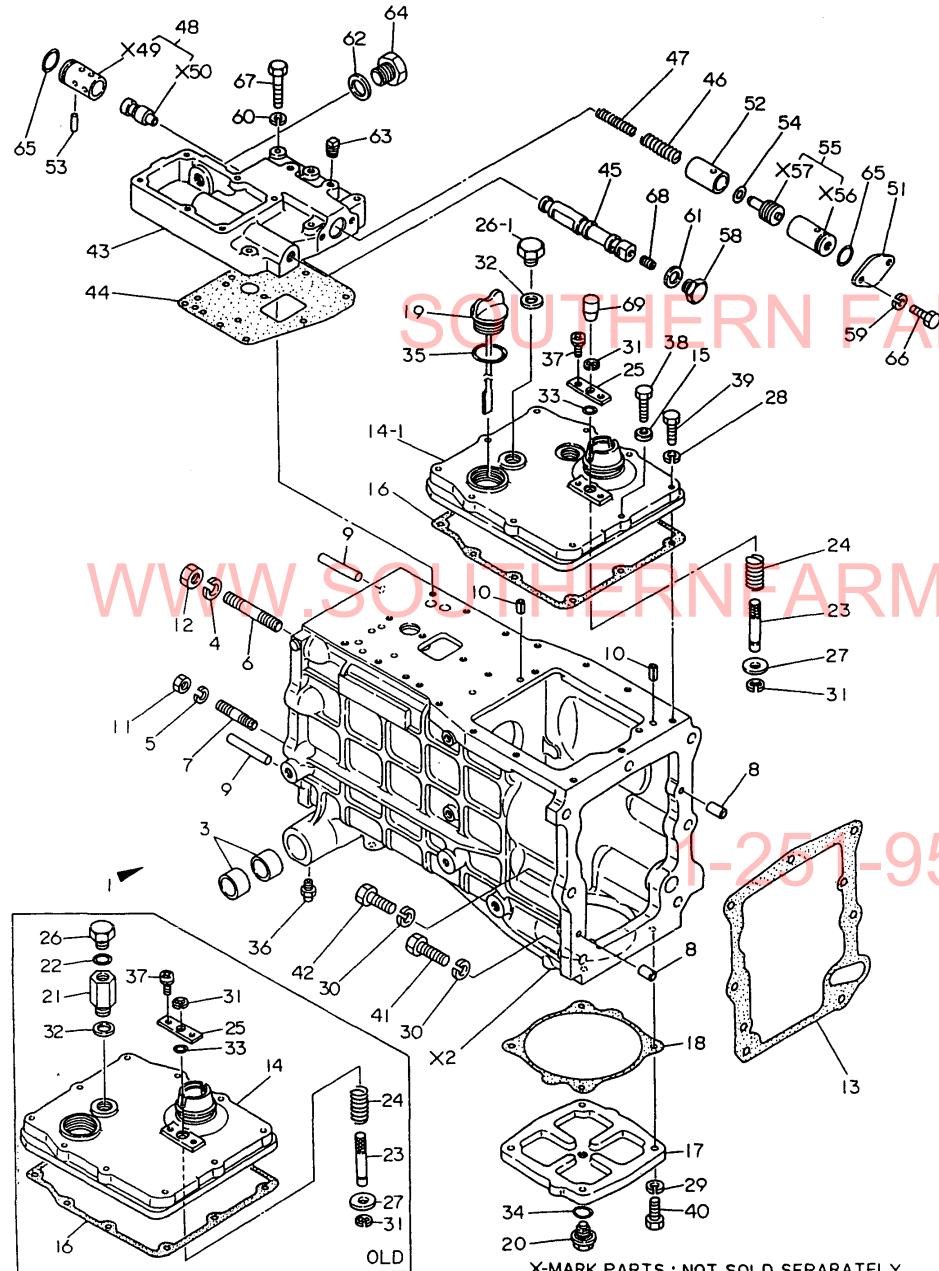
(C)Copy Rights YANMAR CO.,LTD and YANMAR AGRICULTURAL EQUIPMENT CO.,LTD.

Fig.45. TRANSMISSION HOUSING(STANDARD)

(A)=YM276
(B)=YM276D
(C)=

(D)=
(E)=
(F)=

Fig. 45 TRANSMISSION HOUSING (STANDARD)



X-MARK PARTS : NOT SOLD SEPARATELY

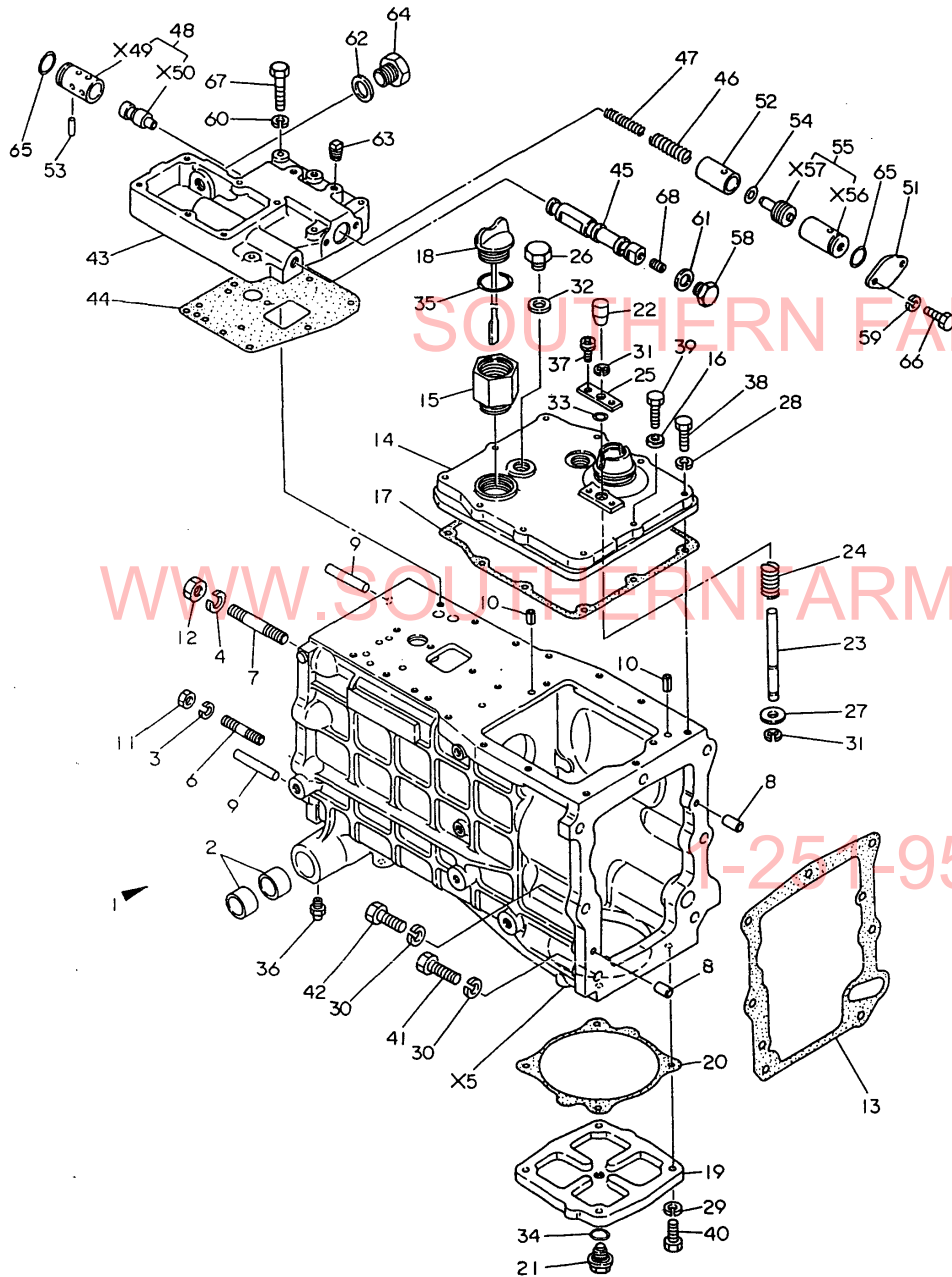
REF.	LEV.	PARTS NO.	DESCRIPTION	Q'TY						I	R
				(A)	(B)	(C)	(D)	(E)	(F)		
38-1	1	26116-080352	BOLT M 8X 35	1	1						S
		(A=*1982.08) (B=*1982.08)									
39	1	26116-080352	BOLT M 8X 35	9	9						
40	1	26116-100302	BOLT M10X 30 PLATED	4							
41	1	26116-120352	BOLT M12X 35 PLATED	5	5						
42	1	26116-120452	BOLT M12X 45 PLATED	2	2						
43	1	194446-24500-X	CASE, REGULATOR	1	1						
44	1	194300-24511	GASKET, REGULATOR	1	1						
45	1	194310-24520	SPOOL, VALVE	1	1						
46	1	194446-24540	SPRING, RELIEF	1	1						
47	1	194446-24550	SPRING, RELIEF	1	1						
48	1	194446-24560	VALVE ASSY, RELIEF	1	1						
48-1	1	194446-24561	VALVE ASSY, RELIEF	1	1						N
		(A=*1981.11) (B=*1981.11)									
51	1	194300-24571-X	PLATE, END	1	1						
52	1	194446-24580	HOLDER, SPRING	1	1						
53	1	194446-24610	PARALLEL PIN	1	1						
54	1	194446-24620	SHIM T=0.5	2	2						
55	1	194446-24630	VALVE ASSY, DRV	1	1						
58	1	194310-24660	PLUG M18	1	1						
59	1	22217-060000	SPRING WASHER 6	2	2						
60	1	22217-080000	SPRING WASHER 8	5	5						
61	1	23414-180000	GASKET 18, ROUND	1	1						
62	1	23414-220000	PACKING 22,ROUND	1	1						
63	1	23871-010000	PLUG PT1/8,SCREW	2	2						
64	1	23881-220002	PLUG 22	1	1						
65	1	24341-000224	O-RING 1A S-22.4	2	2						
66	1	26116-060122	BOLT M 6X 12	2	2						
67	1	26116-080452	BOLT M 8X 45 PLATED	5	5						
68	1	26911-080082	SCREW M 8X 8	1	1						
69	1	194550-27030	KNOB	1	1						W
		(A=*1981.11) (B=*1981.11)									

Fig.46. TRANSMISSION HOUSING(SCANDINAV

(A)=YM276
(B)=YM276D
(C)=

(D)=
(E)=
(F)=

Fig. 46 TRANSMISSION HOUSING (SCANDINAVIA)



REF.	LEV.	PARTS NO.	DESCRIPTION	Q'TY						I R
				(A)	(B)	(C)	(D)	(E)	(F)	
1	1	194170-24100-X	HOUSING,TRANSMISSION	1	1					
2	2	194740-06080	BUSH 25X30X18	4	4					
3	2	194274-13580	SPRING WASHER 12	7	7					
4	2	194465-14220	WASHER 14	2	2					
6	2	194312-24130	STUD M12X 75	7	7					
7	2	194170-24140	STUD M14X 85	2	2					
8	2	22312-100180	PARALLEL PIN 10X 18	2	2					
9	2	22312-100560	PARALLEL PIN 10X56	2	2					
10	2	22351-080020	SPRING PIN 8X20	2	2					
11	2	26716-120002	NUT M12	7	7					
12	2	26716-140002	NUT M14	2	2					
13	1	194312-24120	GASKET, HOUSING	1	1					
14	1	194312-24231	COVER, RANGE SHIFT	1	1					
15	1	194324-24230	PIPE,OIL LEVER	1	1					
16	1	194310-24240	SEAL WASHER 8	1	1					
17	1	194312-24240	GASKET	1	1					
18	1	194450-24250	DIPSTICK 33X225	1	1					
19	1	194310-24270-X	COVER, LOWER	1	1					
20	1	194312-24280	GASKET, BOTTOM COVER	1						
21	1	194151-24770	PLUG 14, OIL	1						
21-1	1	23491-140002	PLUG 14	1						N
(A=T/# 20618)										
22	1	194550-27030	KNOB	1	1					
23	1	194172-27420	LEVER,CREEP LOCK	1	1					
24	1	194312-27430	SPRING	1	1					
25	1	194312-27440	RETAINER	1	1					
26	1	194312-46750	PLUG PF3/8	1	1					
27	1	1C6080-62670	WASHER,BELT CVR.MTG.	1	1					
28	1	22217-080000	SPRING WASHER 8	9	9					
29	1	22217-100000	SPRING WASHER 10	4						
30	1	22217-120000	WASHER 12,SPRING	7	7					
31	1	22272-000060	CIRCLIP E- 6	2	2					
32	1	23414-170022	GASKET 17	1	1					
33	1	24311-000080	O-RING 1A P-8.0	1	1					
34	1	24311-000160	O-RING 1A P-16.0	1	1					
35	1	24341-000315	O-RING 1A S-31.5	1	1					
36	1	24761-010000	NIPPLE M6F, GREASE	2	2					
37	1	26022-050082	SCREW M 5X 8	2	2					
38	1	26116-080352	BOLT M 8X 35	9	9					
39	1	26116-080352	BOLT M 8X 35	1	1					
40	1	26116-100302	BOLT M10X 30 PLATED	4						
41	1	26116-120352	BOLT M12X 35 PLATED	5	5					
42	1	26116-120452	BOLT M12X 45 PLATED	2	2					
43	1	194446-24500-X	CASE, REGULATOR	1	1					
44	1	194300-24511	GASKET, REGULATOR	1	1					
45	1	194310-24520	SPOOL, VALVE	1	1					
46	1	194446-24540	SPRING, RELIEF	1	1					
47	1	194446-24550	SPRING, RELIEF	1	1					
48	1	194446-24561	VALVE ASSY, RELIEF	1	1					
51	1	194300-24571-X	PLATE, END	1	1					
52	1	194446-24580	HOLDER, SPRING	1	1					

N:Old ↔ New, Q:Old ↔ New, R:Old ↔ New, S:Old ↔ New, W:Add, Z:Discontinued, F:Set Change, K:Q'ty Change

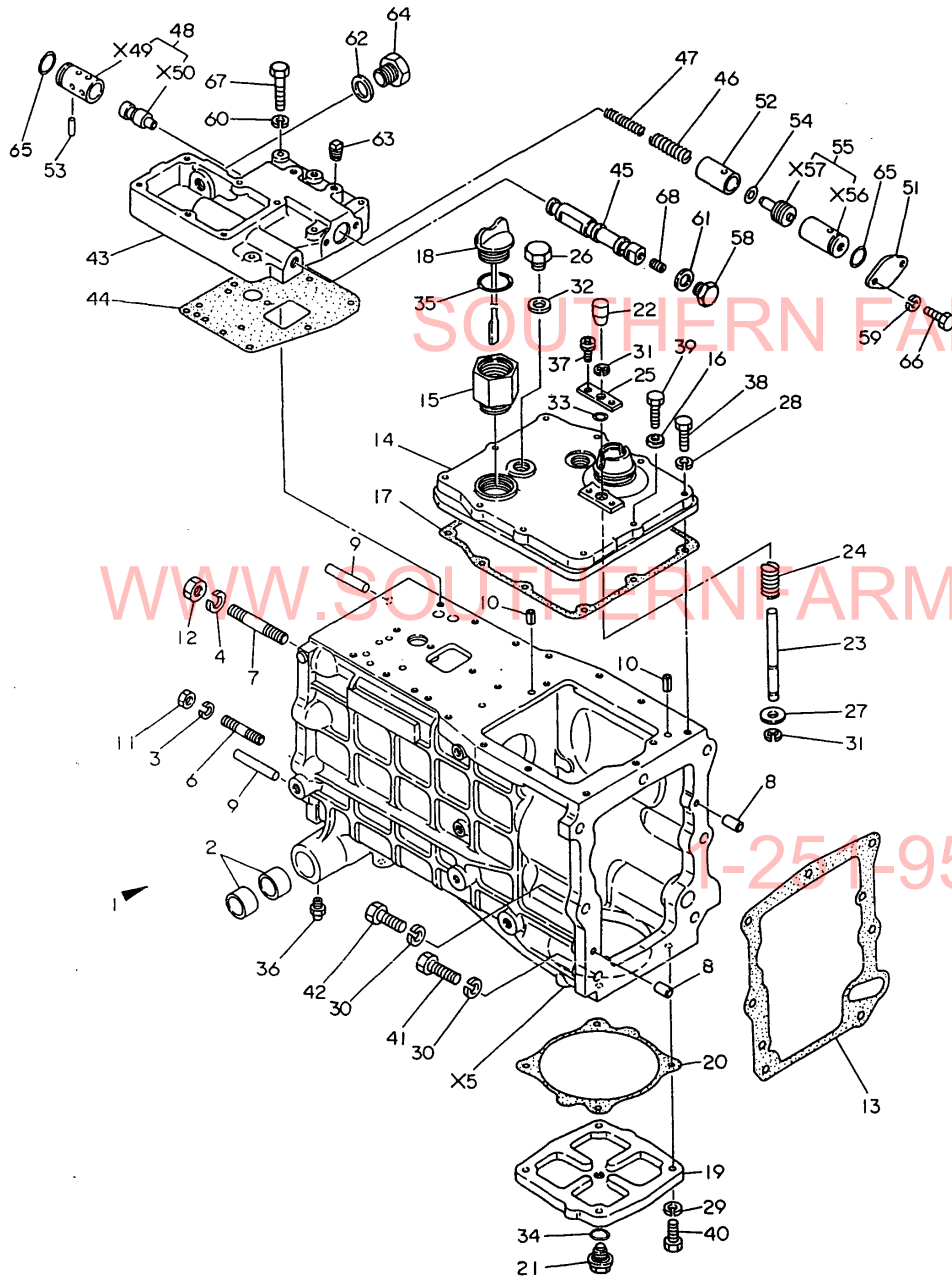
++ CONTINUE ++

Fig.46. TRANSMISSION HOUSING(SCANDINAV

(A)=YM276
(B)=YM276D
(C)=

(D)=
(E)=
(F)=

Fig. 46 TRANSMISSION HOUSING (SCANDINAVIA)



REF.	LEV.	PARTS NO.	DESCRIPTION	Q'TY						I	R
				(A)	(B)	(C)	(D)	(E)	(F)		
53	1	194446-24610	PARALLEL PIN	1	1						
54	1	194446-24620	SHIM T=0.5	2	2						
55	1	194446-24630	VALVE ASSY, DRV	1	1						
58	1	194310-24660	PLUG M18	1	1						
59	1	22217-060000	SPRING WASHER 6	2	2						
60	1	22217-080000	SPRING WASHER 8	5	5						
61	1	23414-180000	GASKET 18, ROUND	1	1						
62	1	23414-220000	PACKING 22,ROUND	1	1						
63	1	23871-010000	PLUG PT1/8,SCREW	2	2						
64	1	23881-220002	PLUG 22	1	1						
65	1	24341-000224	O-RING 1A S-22.4	2	2						
66	1	26116-060122	BOLT M 6X 12	2	2						
67	1	26116-080452	BOLT M 8X 45 PLATED	5	5						
68	1	26911-080082	SCREW M 8X 8	1	1						

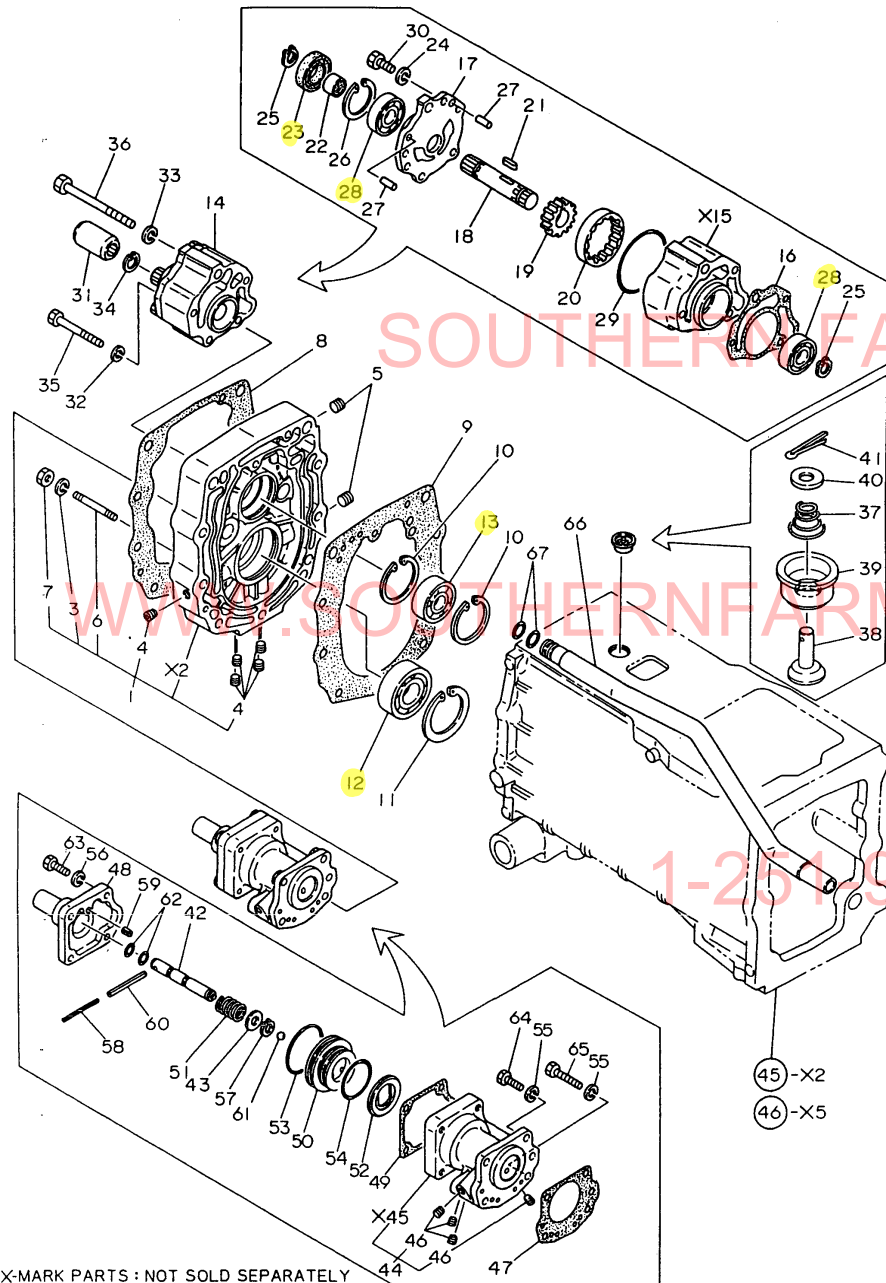
N:Old ↔ New, Q:Old ↔ New, R:Old ↔ New, S:Old ↔ New, W:Add, Z:Discontinued, F:Set Change, K:Q'ty Change
(C)Copy Rights YANMAR CO.,LTD and YANMAR AGRICULTURAL EQUIPMENT CO.,LTD.

Fig.47. CENTER PLATE & P.S.PUMP

(A)=YM276
(B)=YM276D
(C)=

(D)=
(E)=
(F)=

Fig. 47 CENTER PLATE & POWER SHIFT PUMP



X-MARK PARTS : NOT SOLD SEPARATELY

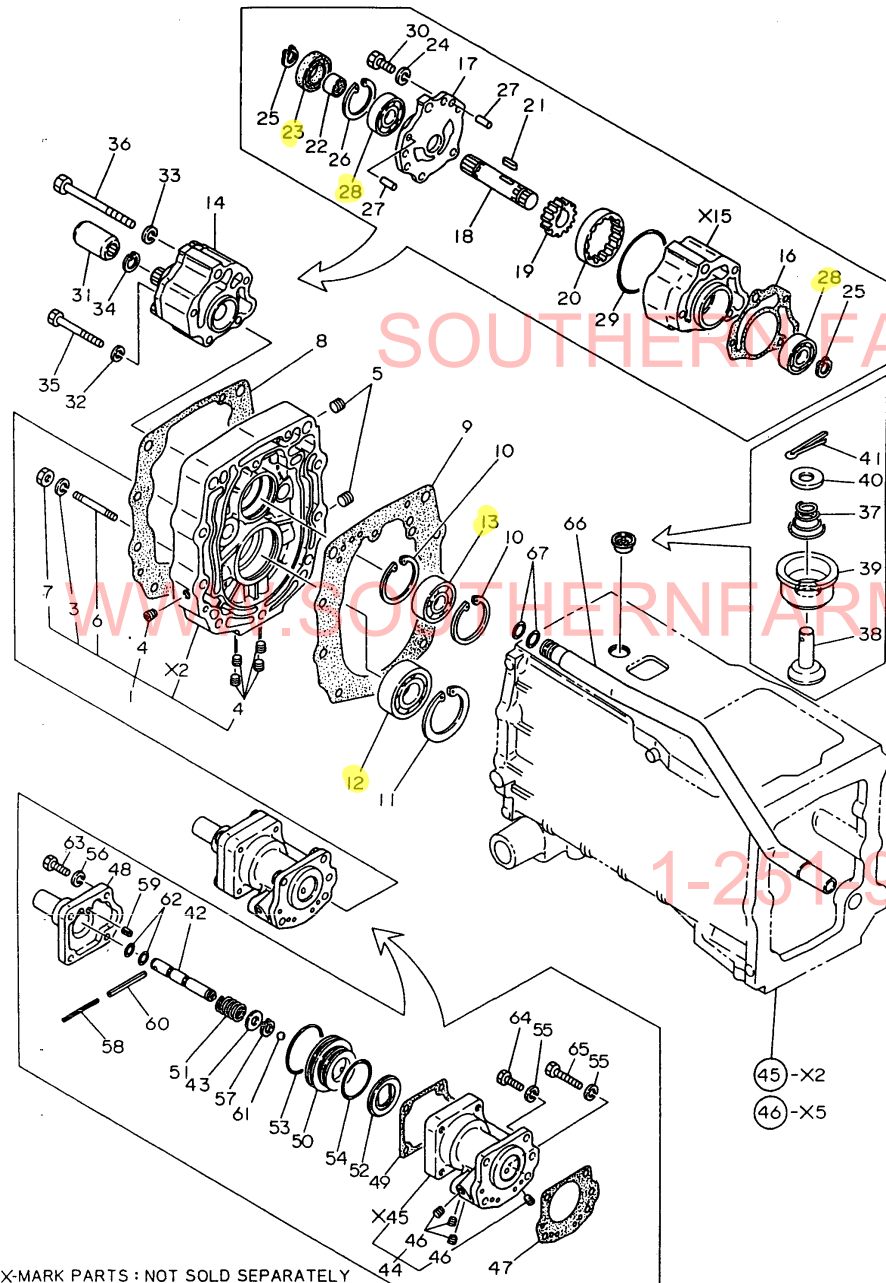
REF.	LEV.	PARTS NO.	DESCRIPTION	Q'TY						I	R
				(A)	(B)	(C)	(D)	(E)	(F)		
1	1	194170-24150-X	PLATE ASSY, CENTER	1	1						
3	2	22217-080000	SPRING WASHER 8	1	1						
4	2	23871-010000	PLUG PT1/8,SCREW	5	5						
5	2	23871-020000	PLUG PT1/4,SCREW	2	2						
6	2	26226-080602	STUD 8X60	1	1						
7	2	26716-080002	NUT M 8	1	1						
8	1	194170-24170	GASKET	1	1						
9	1	194170-24180	GASKET	1	1						
10	1	22252-000520	CIRCLIP 52	2	2						
11	1	22252-000620	CIRCLIP 62(H)	1	1						
12	1	24101-062064	BALL BEARING	1	1						
13	1	24101-063044	BALL BEARING	1	1						
14	1	194312-24041	PUMP ASSY, P. SHIFT.	1	1						
16	2	194312-24410	GASKET	1	1						
17	2	194310-24420	COVER, HOUSING	1	1						
18	2	194310-24430	SHAFT, DRIVE	1	1						
19	2	194310-24440	GEAR, DRIVE	1	1						
20	2	194310-24450	GEAR, INTERNAL	1	1						
21	2	194310-24460	KEY 4X4X17	1	1						
22	2	194310-24470	SLEEVE 20X25X13	1	1						
23	2	194310-25060	SEAL TC25 42 8, OIL	1	1						
23-1	2	24423-254208	SEAL TC 25 42 8, OIL	1	1						S
(A=T/# 20558) (B=T/# 41311)											
24	2	22217-080000	SPRING WASHER 8	2	2						
25	2	22242-000190	CIRCLIP 19	2	2						
26	2	22252-000420	CIRCLIP 42	1	1						
27	2	22312-080200	PARALLEL PIN 8X20	2	2						
28	2	24101-060044	BALL BEARING 6004	2	2						
29	2	24341-000750	O-RING 1A S-75.0	1	1						
30	2	26116-080252	BOLT M 8X 25 PLATED	2	2						
31	1	194310-25100	JOINT	1	1						
32	1	22217-080000	SPRING WASHER 8	4	4						
33	1	22217-100000	SPRING WASHER 10	1	1						
34	1	22252-000170	CIRCLIP 17	1	1						
35	1	26116-080752	BOLT M 8X 75 PLATED	4	4						
36	1	26116-101152	BOLT M10X115 PLATED	1	1						
37	1	194310-24770	SPRING	1	1						
38	1	1E6190-55660	VALVE, 2ND RELIEF	1	1						
39	1	1E6190-55710	SEAT, 2ND RELIEF	1	1						
40	1	22117-060000	WASHER 6	1	1						
41	1	22417-200100	COTTER PIN 2.0X10	1	1						
42	1	194312-24070	SHAFT, RELEASE	1	1						
42-1	1	194312-24071	SHAFT,RELEASE	1	1						S
(A=T/# 20648) (B=T/# 41690)											
43	1	194312-24090	COLLER	1	1						
44	1	194312-24810	CASE ASSY, OIL SEAL	1	1						
46	2	23871-010000	PLUG PT1/8,SCREW	4	4						
47	1	194312-24830	GASKET	1	1						
48	1	194312-24840	COVER, SEAL CASE	1	1						
49	1	194312-24850	GASKET	1	1						
50	1	194312-24860	PISTON, SEAL CASE	1	1						

Fig.47. CENTER PLATE & P.S.PUMP

(A)=YM276
(B)=YM276D
(C)=

(D)=
(E)=
(F)=

Fig. 47 CENTER PLATE & POWER SHIFT PUMP

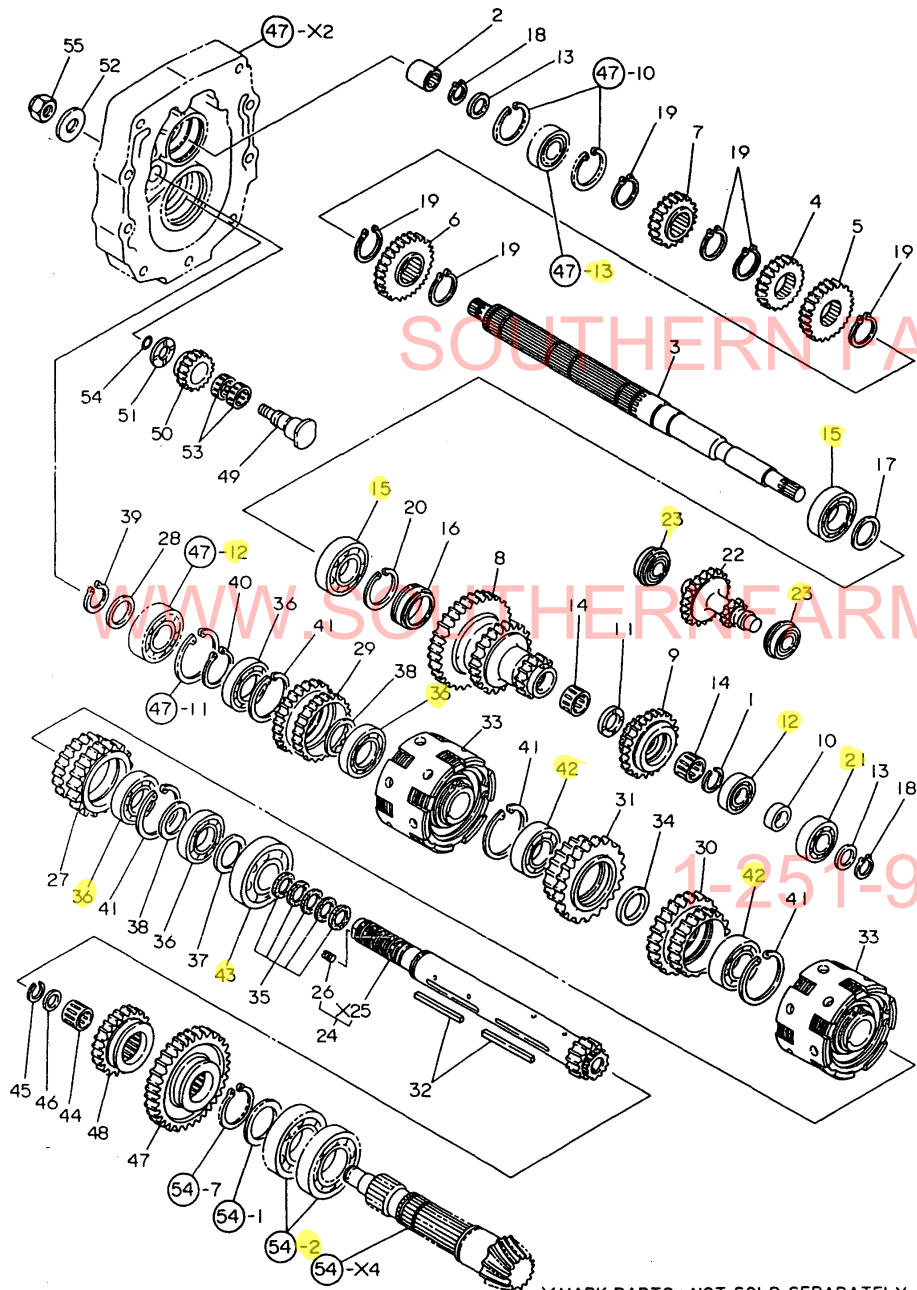


X-MARK PARTS : NOT SOLD SEPARATELY

REF.	LEV.	PARTS NO.	DESCRIPTION	Q'TY						I	R
				(A)	(B)	(C)	(D)	(E)	(F)		
50-1	1	194312-24861	PISTON	1	1						S
		(A=T/# 20211) (B=T/# 40500)									
51	1	194310-24900	SPRING	1	1						
52	1	194310-24910	BRAKE, NEUTRAL	1	1						
52-1	1	194310-24911	BRAKE, NEUTRAL	1	1						N
		(A=T/# 20627) (B=T/# 41578)									
53	1	194310-24970	O-RING 2060	1	1						
54	1	194310-24980	O-RING 2045	1	1						
55	1	22217-080000	SPRING WASHER 8	3	3						
56	1	22217-080000	SPRING WASHER 8	4	4						
57	1	22242-000140	CIRCLIP 14	1	1						
57-1	1	22242-000150	CIRCLIP 15	1	1						S
		(A=T/# 20648) (B=T/# 41690)									
58	1	22351-050056	SPRING PIN 5X56	1	1						
59	1	22351-080016	SPRING PIN 8X16	1	1						
60	1	22351-080056	SPRING PIN 8X56	1	1						
61	1	24190-120001	BALL 3/8,STEEL	1	1						
61-1	1	24190-140001	BALL 7/16, STEEL	1	1						S
		(A=T/# 20211) (B=T/# 40500)									
62	1	24311-000110	O-RING 1A P-11.0	2	2						
63	1	26116-080252	BOLT M 8X 25 PLATED	4	4						
64	1	26116-080252	BOLT M 8X 25 PLATED	2	2						
65	1	26116-080352	BOLT M 8X 35	1	1						
66	1	194312-24950	PIPE, SUCTION	1	1						
67	1	194310-24960	O-RING 1018	2	2						

Fig.48. TRANSMISSION GEARS

Fig. 48 TRANSMISSION GEARS



X-MARK PARTS : NOT SOLD SEPARATELY

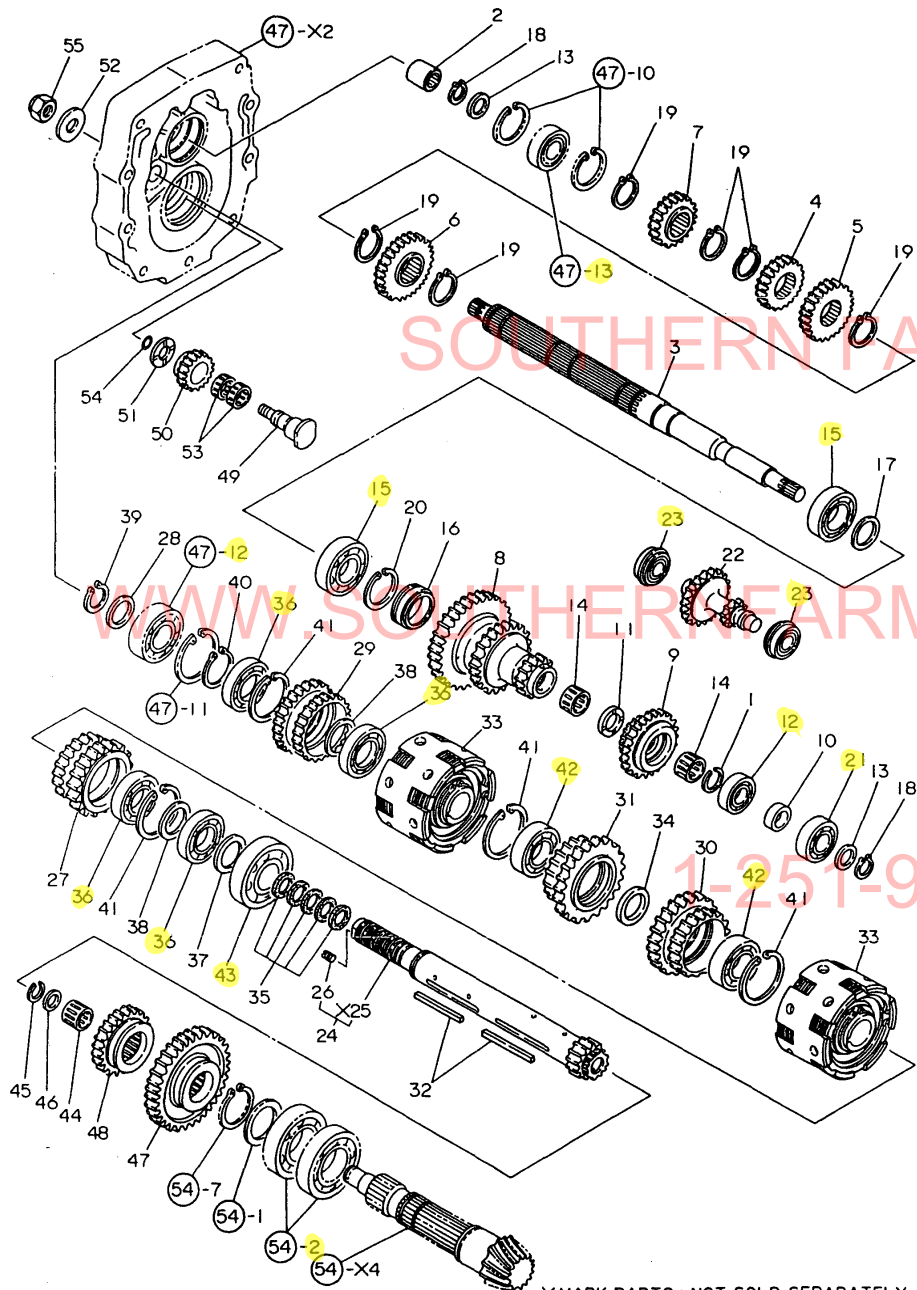
(A)=YM276
(B)=YM276D
(C)=

(D)=
(E)=
(F)=

REF.	LEV.	PARTS NO.	DESCRIPTION	Q'TY						I	R
				(A)	(B)	(C)	(D)	(E)	(F)		
1	1	1C6140-13880	CIRCLIP BR26	1	1						
2	1	194310-25050	COUPLING	1	1						
3	1	194170-25120	SHAFT, MAIN	1	1						
4	1	194312-25130	GEAR, MAIN	1	1						
4-1	1	194312-25131	GEAR, MAIN	1	1						N
				(A=*1981.09)	(B=*1981.09)						
5	1	194312-25140	GEAR, MAIN	1	1						
5-1	1	194312-25141	GEAR, MAIN	1	1						N
				(A=*1981.09)	(B=*1981.09)						
6	1	194312-25150	GEAR, MAIN	1	1						
6-1	1	194312-25151	GEAR, MAIN	1	1						N
				(A=*1981.09)	(B=*1981.09)						
7	1	194170-25160	GEAR, MAIN	1	1						
7-1	1	194170-25161	GEAR, MAIN	1	1						N
				(A=*1981.09)	(B=*1981.09)						
8	1	194170-25170	GEAR, COUNTER	1	1						
9	1	194170-25180	GEAR, CREEP	1	1						
10-1	1	194312-25220	SPACER 20X30X9	1	1						
11-1	1	194312-25240	WASHER 22X35X5.5	1	1						
12-1	1	194312-25260	BALL BEARING	1	1						
13-1	1	194312-25270	SPACER 20X30X1.6	2	2						
14-1	1	194312-25290	NEEDLE BEARING	2	2						
15	1	194446-25620	BALL BEARING	2	2						
16	1	194170-25700	CLUTCH, 1-WAY	1	1						
17	1	194310-37570	WASHER	1	1						
18	1	22242-000190	CIRCLIP 19	2	2						
19	1	22242-000290	CIRCLIP 29	6	6						
20	1	22252-000450	CIRCLIP 45	1	1						
21	1	24101-063044	BALL BEARING	1	1						
22	1	194170-25750	GEAR, IDLE	1	1						
23	1	24121-062034	BALL BEARING	2	2						
24	1	194170-25400	SHAFT ASSY, CLUTCH	1	1						
26	2	1E6191-54330	SCREW 7X8	4	4						
27	1	194312-25420	GEAR, CLUTCH REVERSE	1	1						
27-1	1	194312-25421	GEAR, CLUTCH	1	1						N
				(A=*1981.09)	(B=*1981.09)						
28	1	194312-25470	SPACER 30X40X2	1	1						
29	1	194170-25480	GEAR, CLUTCH	1	1						
29-1	1	194170-25481	GEAR, CLUTCH	1	1						N
				(A=*1981.09)	(B=*1981.09)						
30	1	194312-25490	GEAR, CLUTCH	1	1						
30-1	1	194312-25491	GEAR, CLUTCH	1	1						N
				(A=*1981.09)	(B=*1981.09)						
31	1	194312-25500	GEAR, CLUTCH	1	1						
31-1	1	194312-25501	GEAR, CLUTCH	1	1						N
				(A=*1981.09)	(B=*1981.09)						
32	1	194310-25530	KEY 7X5.8X72	2	2						
33	1	794170-25540	CYLINDER ASSY,CLUTCH	2	2						
34	1	194310-25660	COLLAR 35X45X5	1	1						
35	1	194310-25690	SEAL RING 26303	5	5						
36	1	194454-25770	BALL BEARING	4	4						

Fig.48. TRANSMISSION GEARS

Fig. 48 TRANSMISSION GEARS



X-MARK PARTS : NOT SOLD SEPARATELY

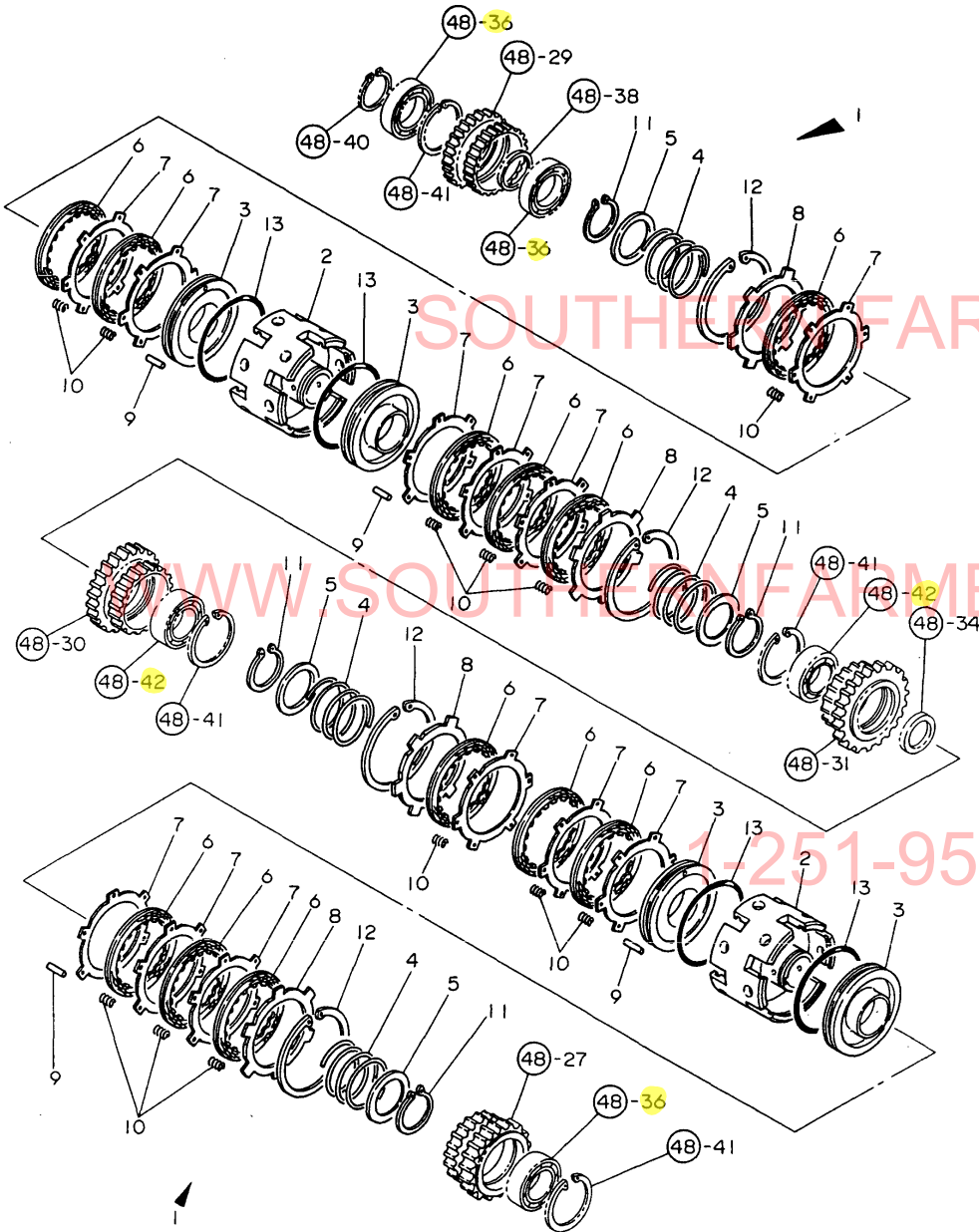
(A)=YM276
(B)=YM276D
(C)=

(D)=
(E)=
(F)=

REF.	LEV.	PARTS NO.	DESCRIPTION	Q'TY						I	R
				(A)	(B)	(C)	(D)	(E)	(F)		
37	1	194310-26610	SPACER 35X46X1	1	1						
38	1	194310-26620	SPACER 35X46X2.3	2	2						
39	1	22242-000290	CIRCLIP 29	1	1						
40	1	22242-000340	CIRCLIP 34	1	1						
41	1	22252-000620	CIRCLIP 62(H)	4	4						
42	1	24101-060074	BALL BEARING	2	2						
43	1	24101-062074	BALL BEARING	1	1						
44	1	194310-25830	NEEDLE BEARING	1	1						
45	1	194310-25840	CIRCLIP WR18	1	1						
46	1	194310-25850	COLLAR 18X23X3	1	1						
47	1	194170-25960	GEAR, SLIDE	1	1						
48	1	194170-25970	GEAR, SLIDE	1	1						
49	1	194170-25310	SHAFT, REVERSE IDLE	1	1						
50	1	194170-25320	GEAR, REVERSE IDLE	1	1						
51	1	194312-25370	WASHER 18X34X2.3	1	1						
52	1	22117-120000	WASHER 12	1	1						
53	1	24161-222610	NEEDLE BEARING	2	2						
54	1	24311-000140	O-RING 1A P-14.0	1	1						
55	1	26346-120002	U-NUT M12 PLATED	1	1						

Fig.49. CYLINDER OF P.S.CLUTCH

Fig. 49 CYLINDER OF POWER SHIFT CLUTCH



(A)=YM276
(B)=YM276D
(C)=

(D)=
(E)=
(F)=

REF.	LEV.	PARTS NO.	DESCRIPTION	Q'TY						I	R
				(A)	(B)	(C)	(D)	(E)	(F)		
1	1	794170-25540	CYLINDER ASSY,CLUTCH	2	2						
2	2	194310-25540	CYLINDER, CLUTCH	2	2						
3	2	194310-25550	PISTON, CLUTCH	4	4						
4	2	194310-25560	SPRING	4	4						
5	2	194310-25570	RETAINER	4	4						
6	2	194310-25590	PLATE, FRICTION	12	12						
7	2	194310-25600	PLATE, 1.6, STEEL	12	12						
8	2	194310-25610	PLATE 3.5, STEEL	4	4						
9	2	194310-25620	PIN 2X14.3	24	24						
10	2	194310-25630	SPRING, CLUTCH	72	72						
11	2	22242-000480	CIRCLIP 48	4	4						
12	2	22252-001000	CIRCLIP 100(H)	4	4						
13	2	24325-000950	O-RING 1B G-95.0	4	4						

WWW.SOUTHERNFARMEQUIPMENTIMPORTS.COM

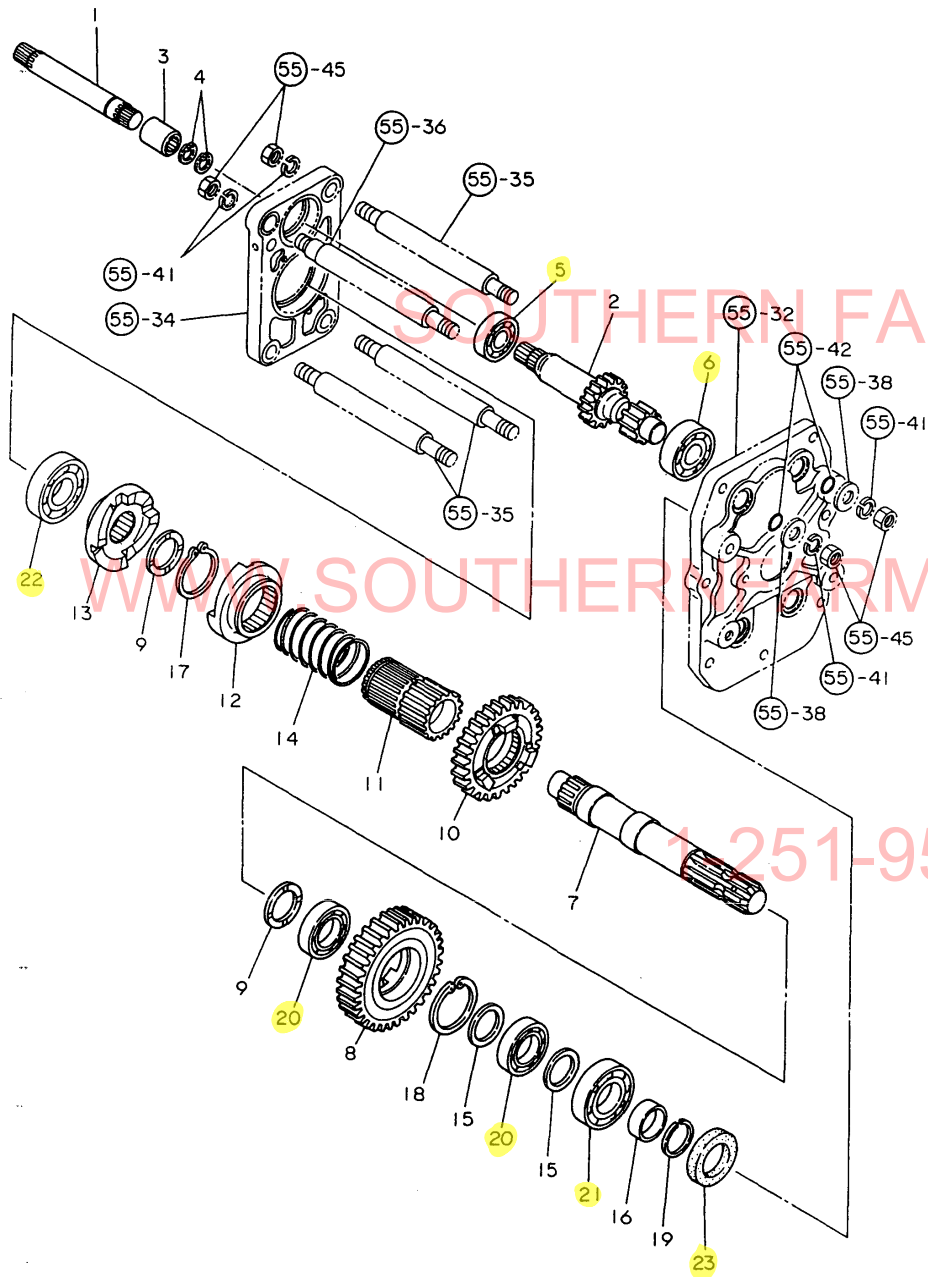
1-251-957-2857

Fig.50. P.T.O.DRIVE SHAFT

(A)=YM276
(B)=YM276D
(C)=

(D)=
(E)=
(F)=

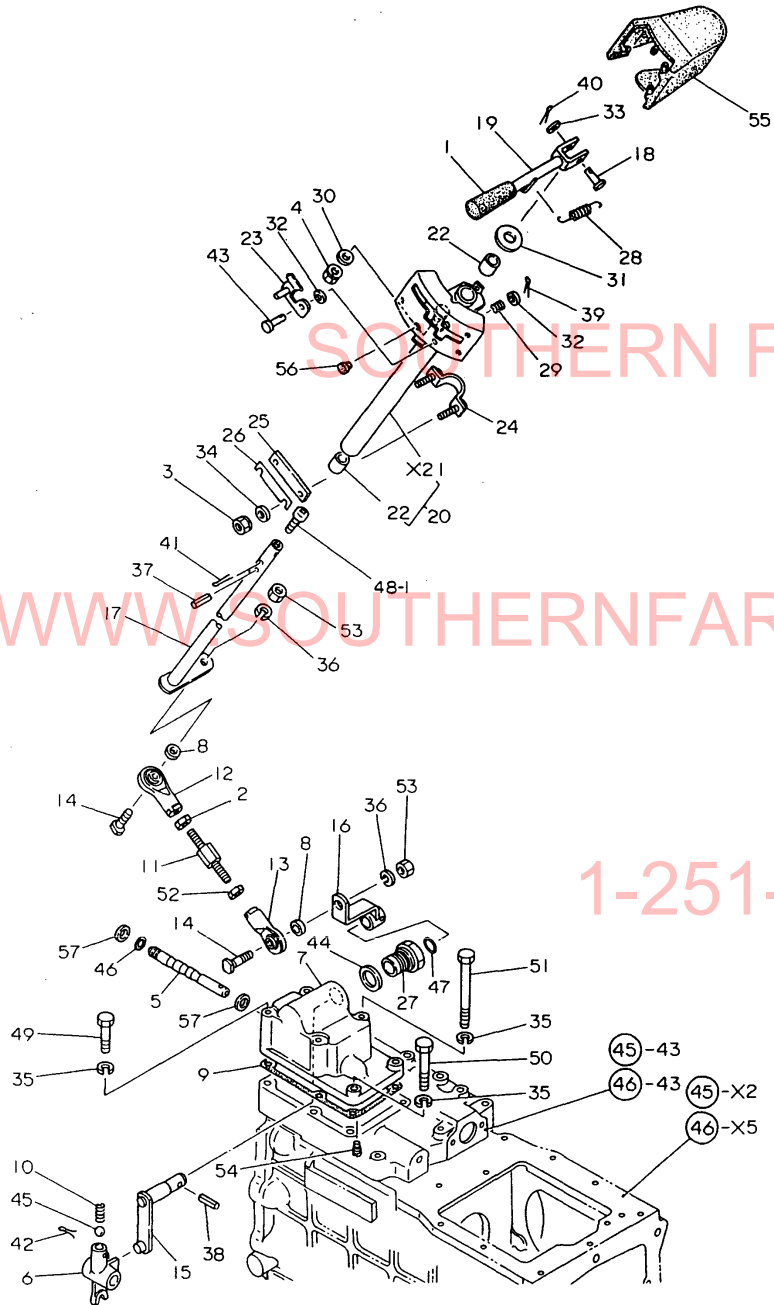
Fig. 50 P.T.O. DRIVE SHAFT



REF.	LEV.	PARTS NO.	DESCRIPTION	Q'TY						I	R
				(A)	(B)	(C)	(D)	(E)	(F)		
1	1	194170-25990	SHAFT, CONNECTING	1	1						
2	1	194170-26150	SHAFT, PTO PINION	1	1						
3	1	194190-26180	JOINT	1	1						
4	1	22252-000170	CIRCLIP 17	2	2						
5	1	24101-063044	BALL BEARING	1	1						
6	1	24101-063054	BEARING #6305	1	1						
7	1	194170-26500	SHAFT, P.T.O.	1	1						
8	1	194170-26550	GEAR, P.T.O.	1	1						
9	1	194322-26550	WASHER	2	2						
10	1	194170-26560	GEAR, SLIDE	1	1						
11	1	194170-26570	SHAFT, P.T.O.	1	1						
12	1	194275-26580	CLUTCH (A), ONE-WAY	1	1						
13	1	194170-26590	CLUTCH (A), 1-WAY	1	1						
14	1	194170-26610	SPRING	1	1						
15	1	194310-26620	SPACER 35X46X2.3	2	2						
16	1	194130-33452	COLLAR 35X42X13	1	1						
17	1	22242-000500	CIRCLIP 50	1	1						
18	1	22252-000620	CIRCLIP 62(H)	1	1						
19	1	22292-000340	CIRCLIP S-34	1	1						
20	1	24101-060074	BALL BEARING	2	2						
21	1	24101-062074	BALL BEARING	1	1						
22	1	24101-063064	BALL BEARING	1	1						
23	1	194130-26350	SEAL TC 426009, OIL	1	1						

Fig.51. COLUMN SHIFT

Fig. 51 COLUMN SHIFT



(A)=YM276
(B)=YM276D
(C)=

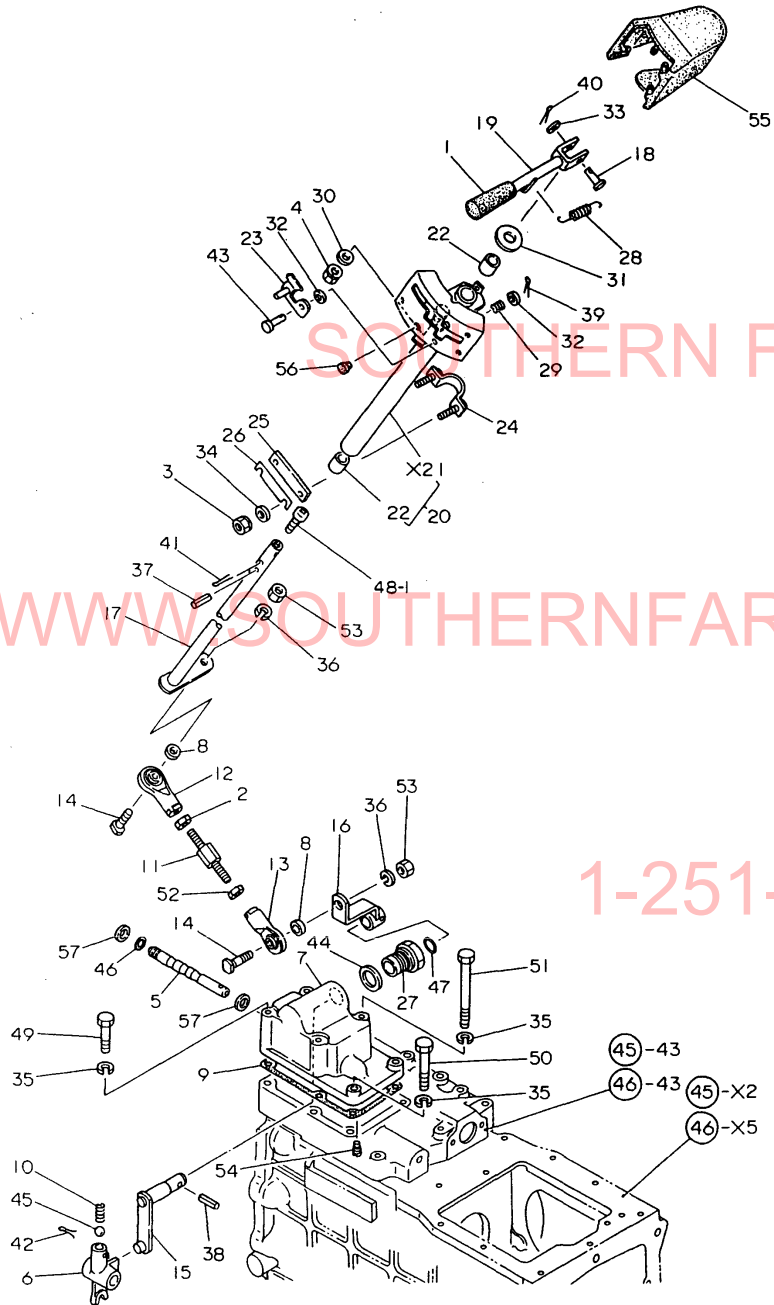
(D)=
(E)=
(F)=

REF.	LEV.	PARTS NO.	DESCRIPTION	Q'TY						I	R
				(A)	(B)	(C)	(D)	(E)	(F)		
1	1	194464-01190	KNOB, THROTTLE LEVER	1	1						
2	1	194990-20170	NUT W/WASHER 8	1	1						
3	1	194990-22040	NUT W/WASHER 6	2	2						
4	1	194990-22050	NUT W/WASHER 8	1	1						
5	1	194170-27100	SHAFT, FORK	1	1						
6	1	194170-27120	FORK, SHIFT	1	1						
7	1	194170-27130-X	COVER	1	1						
8	1	194170-27140	COLLAR 14X10X5	2	2						
8-1	1	194145-04810	WASHER 10	2	2						N
		(A=T/# 20558) (B=T/# 41292)									
9	1	194300-27140	GASKET	1	1						
10	1	194310-27140	SPRING, SHIFT FORK	1	1						
11	1	194170-27150	BOLT, ADJUST	1	1						
12	1	194170-27170-X	END (L), ROD	1	1						
13	1	194170-27180-X	END (R), ROD	1	1						
14	1	194170-27190	BOLT M10X 28	2	2						
15	1	194170-27210-X	ARM, SHIFT	1	1						
16	1	194170-27220-X	ARM (B), SHIFT	1	1						
17	1	194170-27200	SHAFT, POWER SHIFT	1	1						
17-1	1	194170-27201	ARM, MAIN SHIFT	1	1						N
		(A=*1981.01) (B=*1981.01)									
18	1	194300-27240	PIN 5X24.5	1	1						
18-1	1	194170-27380	PIN 5X 30.5	1	1						S 1
		(A=T/# 20627) (B=T/# 41570)									
19	1	194170-27260-U	LEVER, MAIN SHIFT	1	1						
19-1	1	194170-27261	LEVER, MAIN SHIFT	1	1						N 1
		(A=T/# 20627) (B=T/# 41570)									
20	1	194170-27270-X	GUIDE ASSY, LEVER	1	1						
22	2	194145-47160	BUSH 13X15X15	2	2						
22-1	2	24550-013150	BUSHING 13X15	2	2						N
		(A=T/# 20634) (B=T/# 41642)									
23	1	194170-27290-X	PLATE, LOCK	1	1						
24	1	194170-27310-X	CLAMP	1	1						
25	1	194170-27320-X	PLATE	1	1						
26	1	194170-27330-U	SHIM, CLAMP	4	4						
27	1	194170-27370-X	HOLDER	1	1						
28	1	194440-29580	SPRING, LEVER	1	1						
29	1	194162-53310	SPRING	1	1						
30	1	22127-080000	WASHER 8	1	1						
31	1	22137-140000	WASHER 14,POLISHED	1	1						
32	1	22137-040000	WASHER 4	2	2						
33	1	22137-050000	WASHER 5, POLISHED	1	1						Z
		(A=FXXXXX) (B=FXXXXX)									
34	1	22137-060000	WASHER 6, POLISHED	2	2						
35	1	22217-080000	SPRING WASHER 8	6	6						
36	1	22217-100000	SPRING WASHER 10	2	2						
37	1	22351-030020	SPRING PIN 3X20	1	1						
38	1	22351-050025	SPRING PIN 5X25	1	1						
39	1	22417-120100	COTTER PIN 1.2X10	1	1						
40	1	22417-160180	COTTER PIN 1.6X18	1	1						
40-1	1	22417-160180	COTTER PIN 1.6X18	2	2						K 1

N:Old ↔ New, Q:Old ↔ New, R:Old ↔ New, S:Old ↔ New, W:Add, Z:Discontinued, F:Set Change, K:Q'ty Change
 ++ CONTINUE ++ (C)Copy Rights YANMAR CO.,LTD and YANMAR AGRICULTURAL EQUIPMENT CO.,LTD.

Fig.51. COLUMN SHIFT

Fig. 51 COLUMN SHIFT



(A)=YM276
(B)=YM276D
(C)=

(D)=
(E)=
(F)=

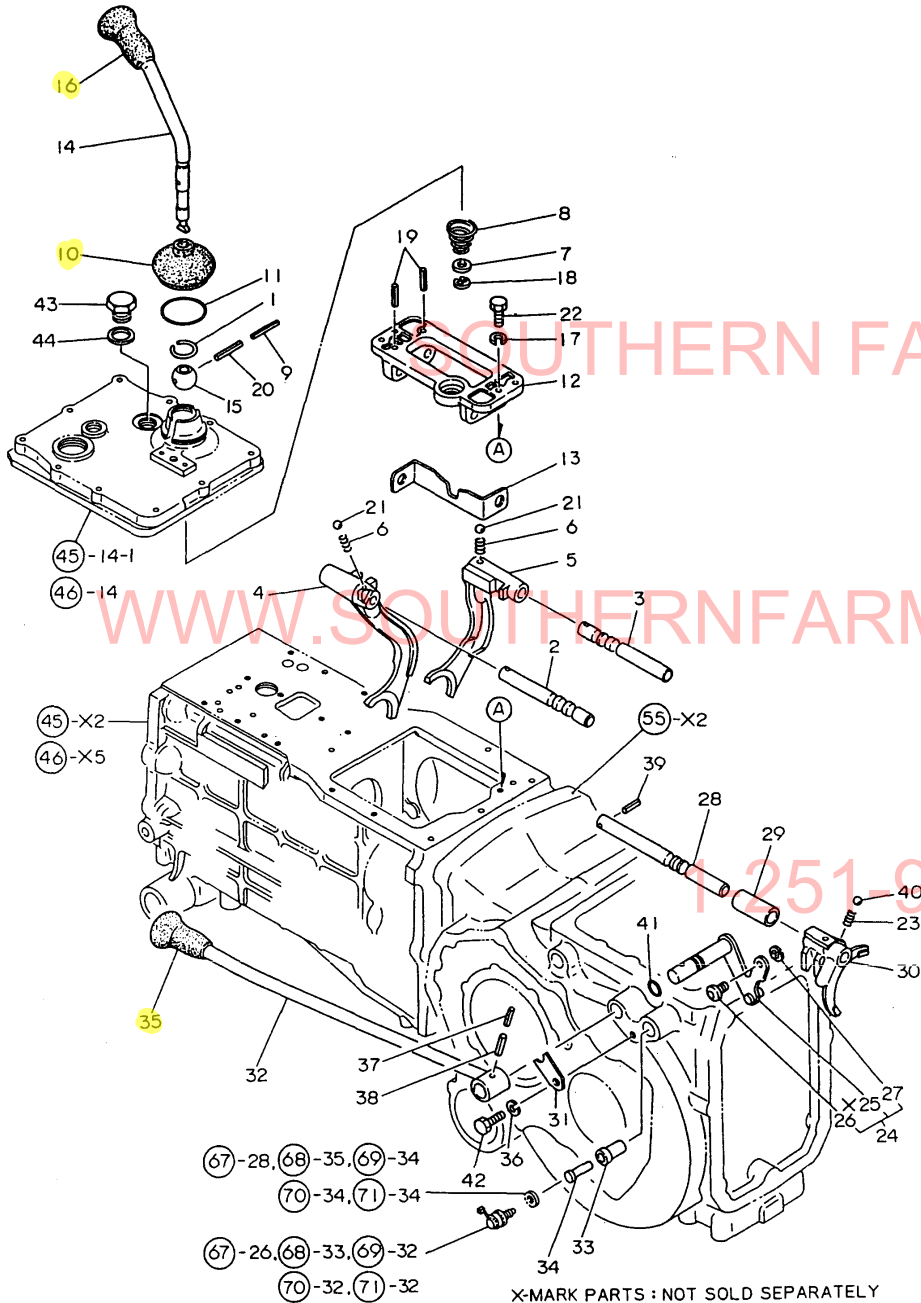
REF.	LEV.	PARTS NO.	DESCRIPTION	Q'TY						I	R	
				(A)	(B)	(C)	(D)	(E)	(F)			
		(A=T/# 20627)	(B=T/# 41570)									
41	1	22417-300250	COTTER PIN 3.0X 25	1	1							
42	1	22417-300250	COTTER PIN 3.0X 25	1	1							
43	1	22487-040140	PIN 4X 14	1	1							
44	1	23414-220000	PACKING 22,ROUND	1	1							
45	1	24190-140001	BALL 7/16, STEEL	1	1							
46	1	24311-000090	O-RING 1A P-9.0	1	1							
47	1	24311-000140	O-RING 1A P-14.0	1	1							
48-1	1	26557-060082	SCREW M 6X 8	1	1							
49	1	26116-080602	BOLT M 8X 60 PLATED	2	2							
50	1	26116-080702	BOLT M 8X 70 PLATED	2	2							
51	1	26116-081052	BOLT M 8X105 PLATED	2	2							
52	1	26716-080002	NUT M 8	1	1							
53	1	26716-100002	NUT M10	2	2							
54	1	26921-080142	SCREW M 8X14	1	1							
55	1	194170-27340-X	COVER	1	1							
56	1	1C6053-26020	CAP, RUBBER	1	1							
57	1	22117-120000	WASHER 12	2	2							W
		(A=T/# 20409)	(B=T/# 40816)									

WWW.SOUTHERNFARMEQUIPMENTIMPORTS.COM

1-251-957-2857

Fig.52. RANGE SHIFT

Fig. 52 RANGE SHIFT



X-MARK PARTS : NOT SOLD SEPARATELY

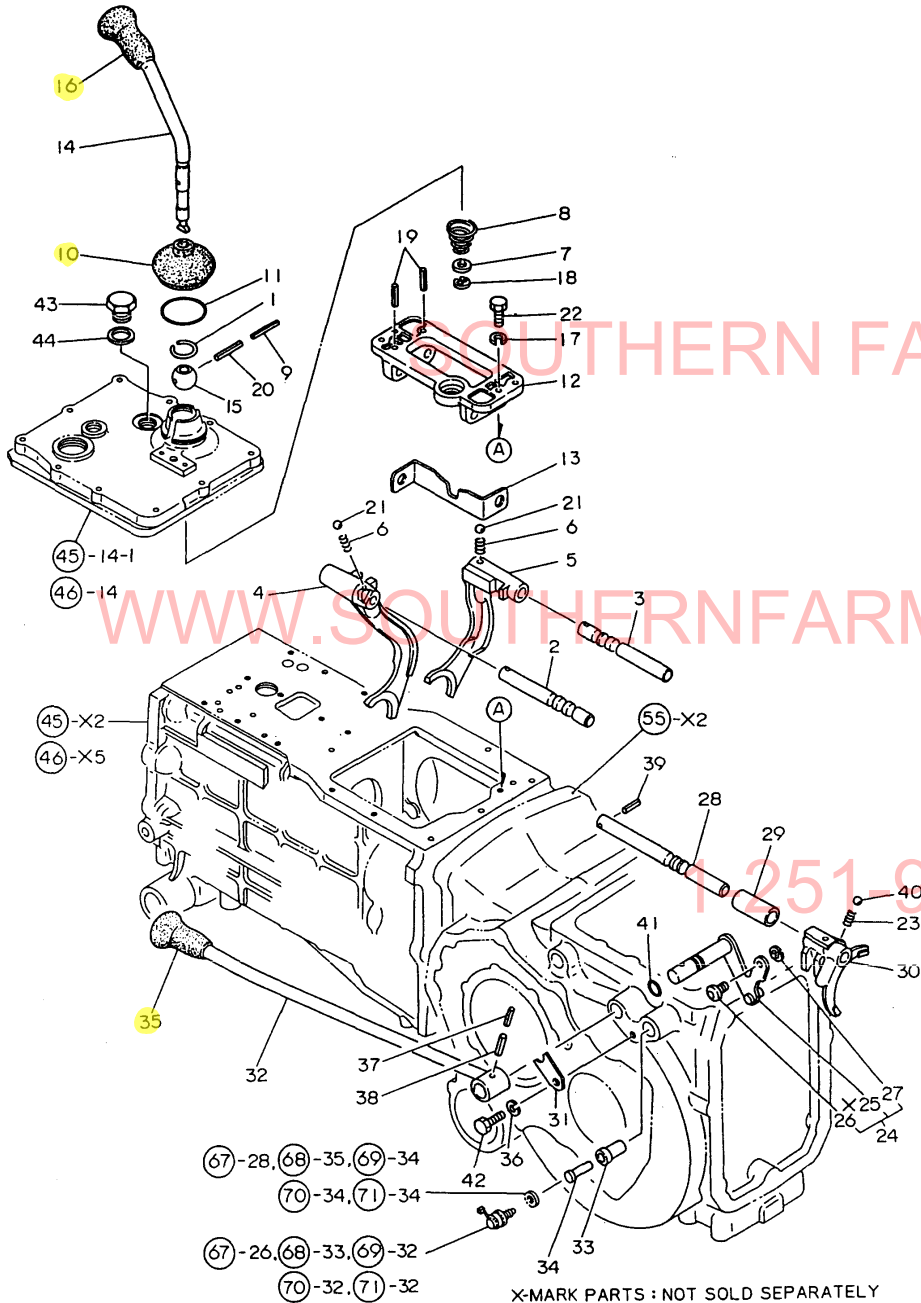
(A)=YM276
(B)=YM276D
(C)=

(D)=
(E)=
(F)=

REF.	LEV.	PARTS NO.	DESCRIPTION	Q'TY						I	R
				(A)	(B)	(C)	(D)	(E)	(F)		
1	1	1A1040-26320	CIRCLIP 30-H	1	1						
2	1	194170-27110-X	SHAFT, FORK	1	1						
2-1	1	194170-27111-X	SHAFT, FORK	1	1						N
(A=T/# 20472) (B=T/# 40977)											
3	1	194312-27120	SHAFT, FORK	1	1						
3-1	1	194312-27121	SHAFT, FORK	1	1						N
(A=T/# 20472) (B=T/# 40977)											
4	1	194170-27160	FORK, SHIFT	1	1						
5	1	194312-27170	FORK, SHIFT	1	1						
6	1	194310-27180	SPRING 22.2	2	2						
7	1	194080-27190	WASHER 13X19X2	1	1						
8	1	194422-27230	SPRING	1	1						
9	1	22351-035040	SPRING PIN 3.5X40	1	1						
9-1	1	194310-27240	PIN 3.5X40	1	1						N
(A=FXXXXX) (B=FXXXXX)											
9-2	1	22351-035040	SPRING PIN 3.5X40	1	1						N
(A=T/# 20627) (B=T/# 41570)											
10	1	194080-27252	BOOT (RUBBER)	1	1						
11	1	194190-27280	O-RING	1	1						
12	1	194312-27310	SUPPORT	1	1						
13	1	194312-27320	PLATE, GUIDE	1	1						
14	1	194170-27350-X	LEVER, RANGE SHIFT	1	1						
15	1	1E6140-56230	BALL, SHIFTER	1	1						
16	1	1A1020-58150	GRIP, CHANGE LEVER	1	1						
17	1	22217-080000	SPRING WASHER 8	2	2						
18	1	22272-000100	CIRCLIP E-10	1	1						
19	1	22351-060025	SPRING PIN 6X25	2	2						
20	1	22351-060040	SPRING PIN 6X40	1	1						
21	1	24190-100001	BALL 5/16, STEEL	2	2						
22	1	26116-080202	BOLT M 8X 20 PLATED	2	2						
23	1	194310-27180	SPRING 22.2	1	1						
24	1	194170-27560	ARM ASSY, SHIFT	1	1						
26	2	194170-27910	PIN	1	1						
27	2	22272-000060	CIRCLIP E- 6	1	1						
28	1	194170-27660	SHAFT, FORK	1	1						
29	1	194170-27680	COLLAR 15X22X49	1	1						
30	1	194312-27750	FORK, SHIFT	1	1						
31	1	194170-27760	PLATE, KEEP	1	1						
32	1	194170-27800-X	LEVER, PTO CLUTCH	1	1						
33	1	194170-27900	SUPPORT	1	1						
34	1	194170-27920	PIN	1	1						
35	1	194145-27960	KNOB	1	1						
36	1	22217-080000	SPRING WASHER 8	1	1						
37	1	22351-035028	SPRING PIN 3.5X28	1	1						
38	1	22351-060028	SPRING PIN 6X28	1	1						
39	1	22351-060028	SPRING PIN 6X28	1	1						
40	1	24190-100001	BALL 5/16, STEEL	1	1						
41	1	24311-000140	O-RING 1A P-14.0	1	1						
42	1	26116-080162	BOLT M 8X 16 PLATED	1	1						
43	1	23881-200002	PLUG 20	1	1						W
(A=*1981.09) (B=*1981.09)											

Fig.52. RANGE SHIFT

Fig. 52 RANGE SHIFT



X-MARK PARTS : NOT SOLD SEPARATELY

(A)=YM276
(B)=YM276D
(C)=

(D)=
(E)=
(F)=

REF.	LEV.	PARTS NO.	DESCRIPTION	Q'TY						I	R
				(A)	(B)	(C)	(D)	(E)	(F)		
44	1	23414-200026 (A=*1981.09) (B=*1981.09)	GASKET 20	1	1						W

WWW.SOUTHERNFARMEQUIPMENTIMPORTS.COM

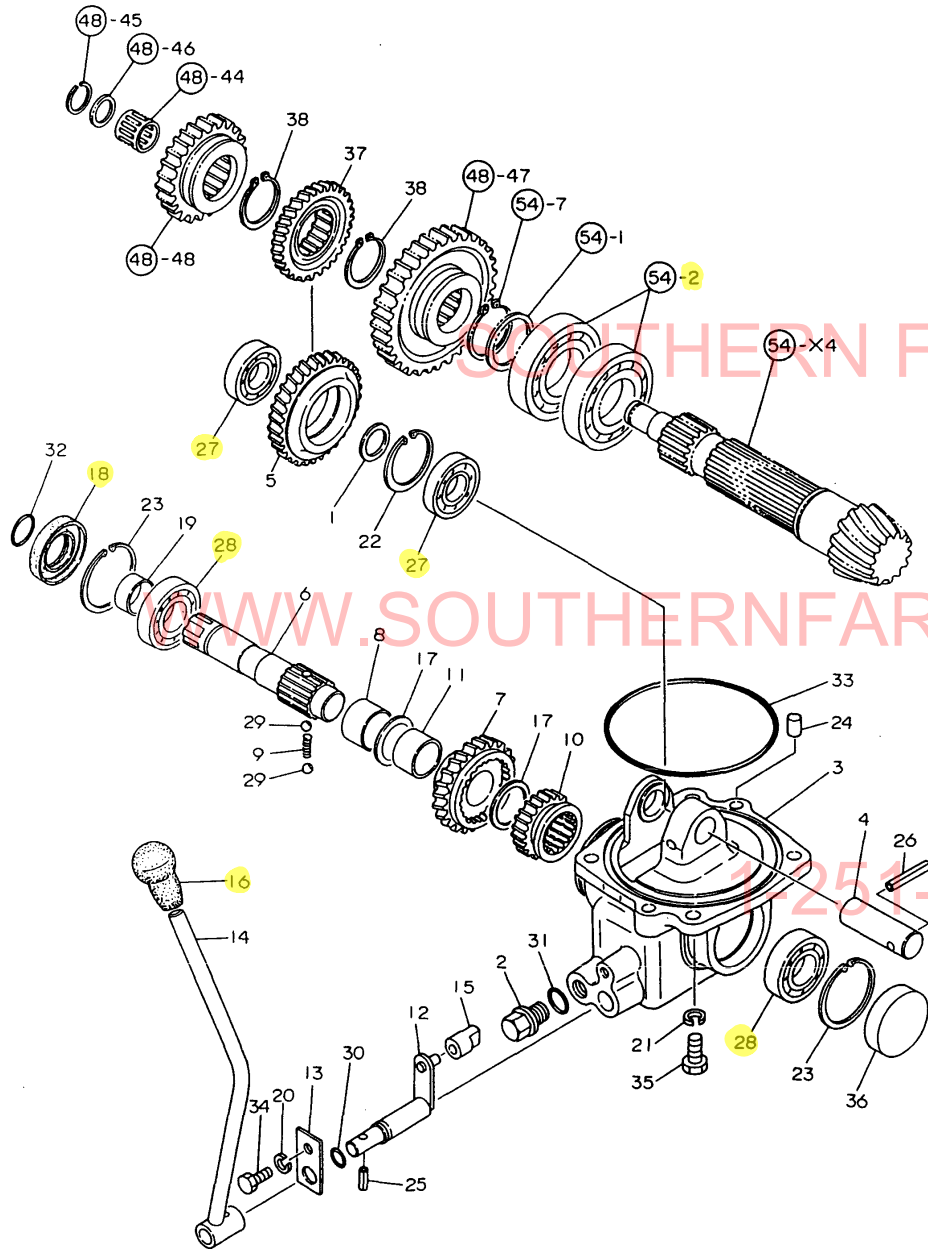
1 251-957-2857

Fig.53. FRONT DRIVE (FOR YM276D)

(A)=YM276
(B)=YM276D
(C)=

(D)=
(E)=
(F)=

Fig. 53 FRONT DRIVE (FOR YM276D)



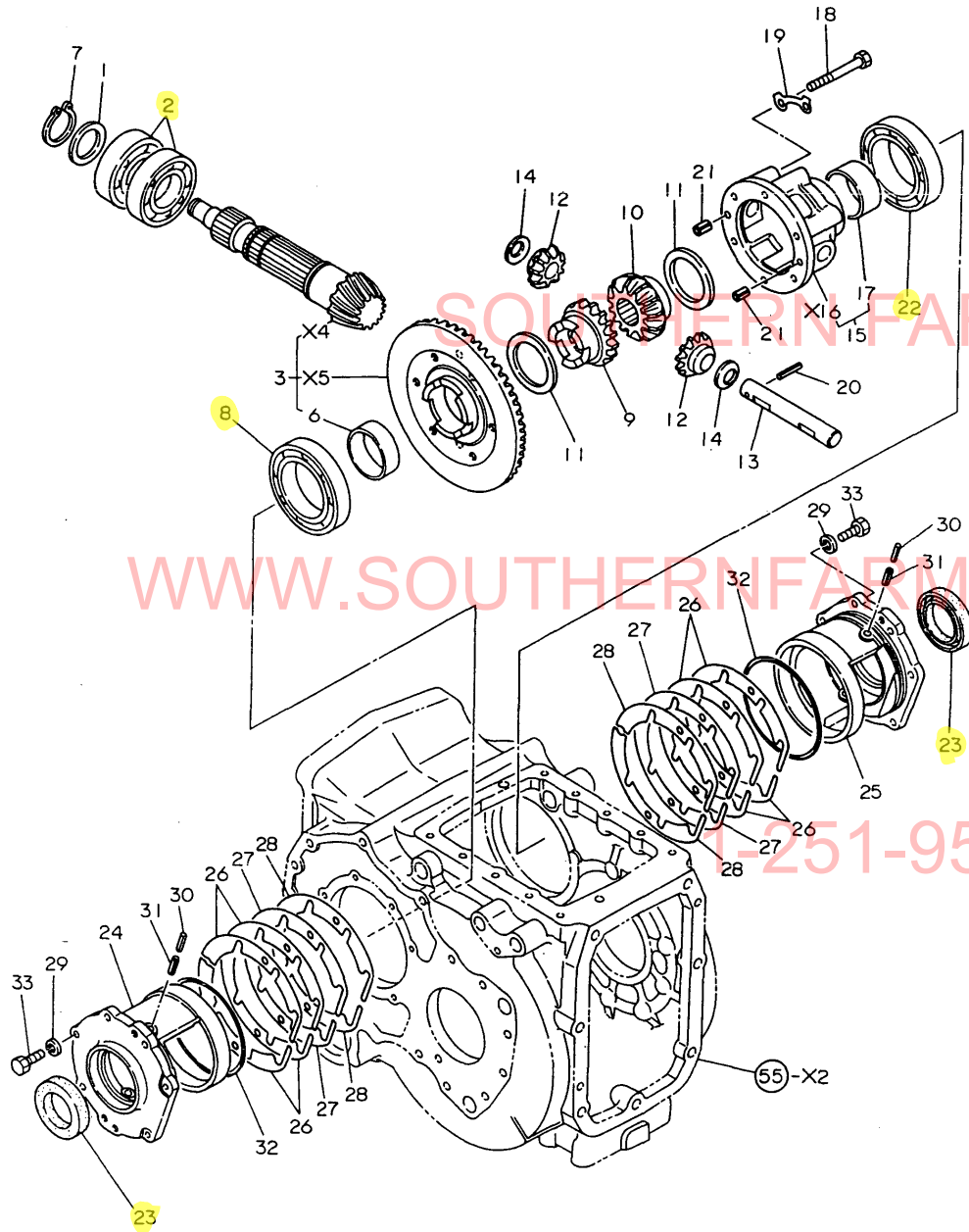
REF.	LEV.	PARTS NO.	DESCRIPTION	Q'TY						I	R
				(A)	(B)	(C)	(D)	(E)	(F)		
1	1	1C6140-15870	LINER 20.2X28X2		1						
2	1	194151-24770	PLUG 14, OIL		1						
2-1	1	23491-140002	PLUG 14		1						N
				(B=T/# 41534)							
3	1	194171-28110-X	HOUSING, FRONT DRIVE		1						
4	1	194171-28150	SHAFT, FRONT IDLE		1						
5	1	194171-28160	GEAR, FRONT IDLE		1						
6	1	194171-28210	SHAFT, FRONT DRIVE		1						
7	1	194171-28220	GEAR, FRONT DRIVE		1						
8	1	194171-28230	COLLAR 25X32X19.6		1						
9	1	194311-28230	SPRING 21.2		1						
10	1	194171-28240	SLIDER		1						
11	1	194171-28250	COLLAR 25X30X20		1						
12	1	194311-28311	ARM, FRONT SHIFT		1						
13	1	194311-28320	PLATE, KEEP		1						
14	1	194171-28330-X	LEVER, FRONT SHIFT		1						
14-1	1	194171-28331-X	LEVER, FRONT SHIFT		1						N
				(B=T/# 40273)							
15	1	194191-28451	BLOCK, FRONT SHIFT		1						
16	1	194191-28480	KNOB		1						
17	1	194191-28540	WASHER 25X38X 2.5		1						
18	1	1A1040-28820	SEAL TC30 52 8, OIL		1						
18-1	1	24421-305208	SEAL TC30 52 08, OIL		1						N
				(B=T/# 41311)							
19	1	1E6190-54080	SLEEVE SI25X30X13		1						
20	1	22217-080000	SPRING WASHER 8		1						
21	1	22217-100000	SPRING WASHER 10		4						
22	1	22252-000470	CIRCLIP 47		1						
23	1	22252-000520	CIRCLIP 52		2						
24	1	22312-100140	PARALLEL PIN 10X14		2						
25	1	22351-060025	SPRING PIN 6X25		1						
26	1	22351-060040	SPRING PIN 6X40		1						
27	1	24101-062044	BALL BEARING		2						
28	1	24101-062054	BEARING #6205		2						
29	1	24190-080001	BALL 1/4, STEEL		2						
30	1	24311-000110	O-RING 1A P-11.0		1						
31	1	24311-000160	O-RING 1A P-16.0		1						
32	1	24311-000210	O-RING 1A P-21.0		1						
33	1	24321-001250	O-RING 1A G125.0		1						
34	1	26116-080162	BOLT M 8X 16 PLATED		1						
35	1	26116-100252	BOLT M10X 25 PLATED		4						
36	1	27260-520000	COVER 52, BLIND		1						
37	1	194171-28260	PINION, FRONT DRIVE		1						
38	1	22242-000350	CIRCLIP 35		2						

Fig.54. DIFFERENTIAL GEARS

(A)=YM276
(B)=YM276D
(C)=

(D)=
(E)=
(F)=

Fig. 54 DIFFERENTIAL GEARS OF REAR AXLE



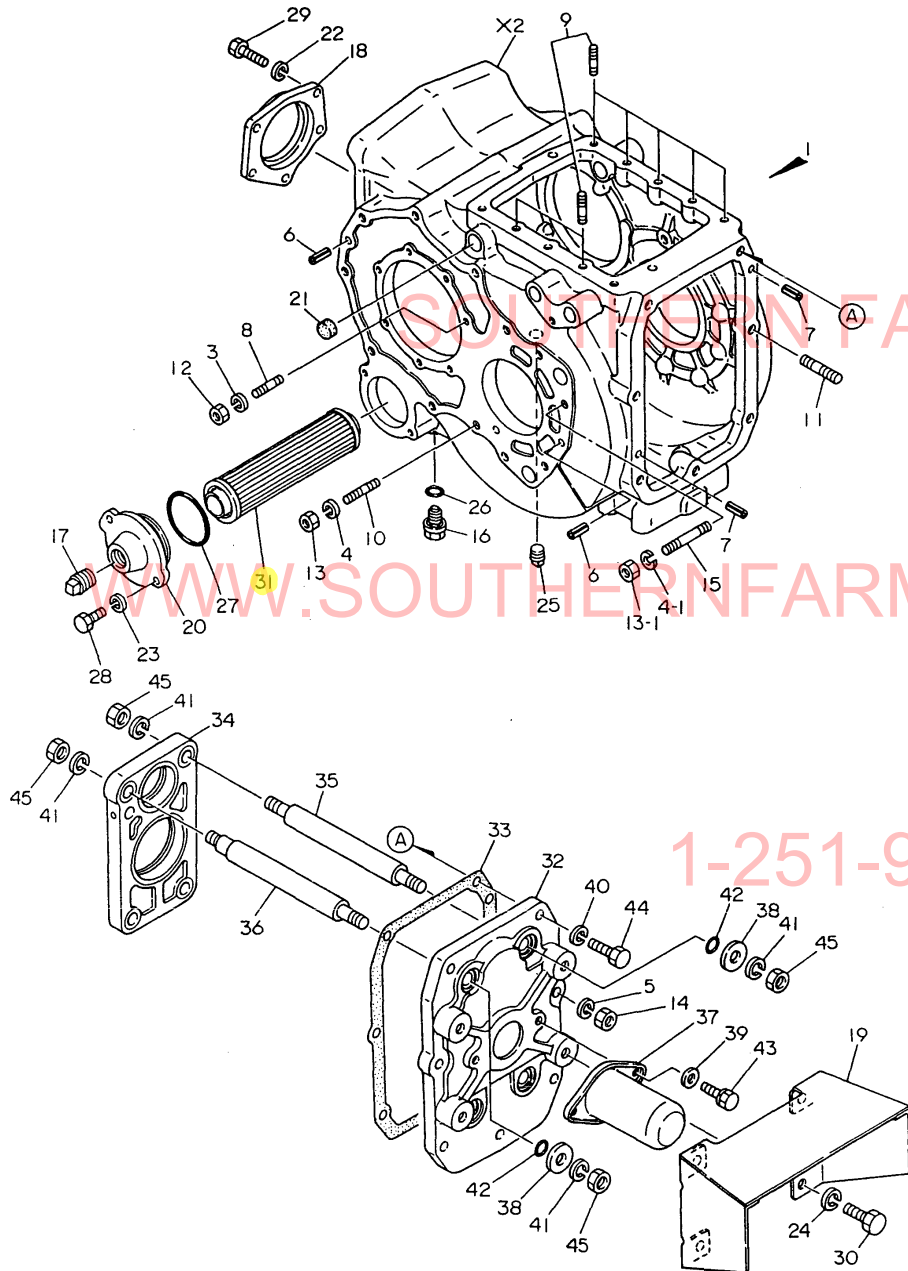
REF.	LEV.	PARTS NO.	DESCRIPTION	Q'TY						I	R
				(A)	(B)	(C)	(D)	(E)	(F)		
1	1	194312-25390	SPACER 40X50X4	1	1						
2	1	194312-25810	BALL BEARING	2	2						
3	1	194170-31300	GEAR W/COUNTERSHAFT	1	1						
6	2	194310-32150	BUSH 48X50.5X14	1	1						
7	1	22242-000400	CIRCLIP 40	1	1						
8	1	24101-060134	BALL BEARING	1	1						
9	1	194310-31500	GEAR, DIFFERENTIAL	1	1						
10	1	194310-31510	GEAR, DIFFERENTIAL	1	1						
11	1	194310-31550	WASHER, DIFFERENTIAL	2	2						
12	1	194310-31800	PINION, DIFFERENTIAL	2	2						
13	1	194310-31830	SHAFT, DIFFERENTIAL	1	1						
14	1	194310-31850	WASHER, DIFFERENTIAL	2	2						
15	1	194310-32100	HOUSING ASSY, DIFF.	1	1						
17	2	194310-32150	BUSH 48X50.5X14	1	1						
18	1	194310-32170	BOLT M10X70	6	6						
19	1	194310-32210	RETAINER B	3	3						
20	1	22351-050028	SPRING PIN 5X28	1	1						
21	1	22351-100018	SPRING PIN 10X18	2	2						
22	1	24101-060134	BALL BEARING	1	1						
23	1	194080-09350	SEAL TC45689, OIL	2	2						
24	1	194312-32300-X	CARRIER,DIFFERENTIAL	1	1						
25	1	194312-32310-X	CARRIER,DIFFERENTIAL	1	1						
26	1	194312-32330	SHIM T=0.1	8	8						1
27	1	194312-32340	SHIM T=0.3	4	4						1
28	1	194312-32350	SHIM T=0.5	4	4						1
29	1	22217-080000	SPRING WASHER 8	10	10						
30	1	22351-035020	SPRING PIN 3.5X20	4	4						
31	1	22351-060020	SPRING PIN 6X20	4	4						
32	1	24321-001050	O-RING 1A G-105.0	2	2						
33	1	26116-080252	BOLT M 8X 25 PLATED	10	10						

Fig.55. REAR AXLE HOUSING (1)

(A)=YM276
(B)=YM276D
(C)=

(D)=
(E)=
(F)=

Fig. 55 REAR AXLE HOUSING (1)



REF.	LEV.	PARTS NO.	DESCRIPTION	Q'TY						I	R
				(A)	(B)	(C)	(D)	(E)	(F)		
1	1	194170-24300-X	CASE ASSY, REAR AXLE	1	1						
1-1	1	194170-24301	CASE ASSY, REAR AXLE	1	1						N
		(A=T/# 20590) (B=T/# 41420)									
3	2	22217-080000	SPRING WASHER 8	4	4						
4	2	22217-100000	SPRING WASHER 10	4	4						
4-1	2	22217-100000	SPRING WASHER 10	8	8						K
		(A=*1982.08) (B=*1982.08)									
5	2	22217-120000	WASHER 12,SPRING	4	4						
6	2	22351-100020	SPRING PIN 10X20	4	4						
7	2	22351-100020	SPRING PIN 10X20	2	2						
8	2	26216-080222	STUD M 8X 22 PLATED	4	4						
9	2	26216-100302	STUD BOLT	6	6						
9-1	2	26216-100322	STUD M10X 32 PLATED	6	6						N
		(A=T/# 20101) (B=T/# 40101)									
9-2	2	26216-100322	STUD M10X 32 PLATED	7	7						K
		(A=T/# 20204) (B=T/# 40475)									
10	2	26216-100302	STUD BOLT	4	4						
11	2	26216-120352	STUD M12X 35 PLATED	4	4						
12	2	26716-080002	NUT M 8	4	4						
13	2	26716-100002	NUT M10	4	4						
13-1	2	26716-100002	NUT M10	8	8						K
		(A=*1982.08) (B=*1982.08)									
14	2	26716-120002	NUT M12	4	4						
15	2	26216-100452	STUD M10X 45 PLATED	4	4						W
		(A=*1982.08) (B=*1982.08)									
16	1	194151-24770	PLUG 14, OIL	1	1						
16-1	1	23491-140002	PLUG 14	1	1						N
		(A=T/# 20618) (B=T/# 41534)									
17	1	194322-24980	PLUG 1/2-NPT	1	1						
18	1	194312-25900-X	RETAINER, BEARING	1	1						
19	1	194197-26910-X	GUARD, P.T.O. SHAFT	1	1						
19-1	1	194197-26911-X	GUARD, P.T.O. SHAFT	1	1						S
		(A=T/# 20134) (B=T/# 40175)									
20	1	194170-32420-X	COVER, STRAINER	1	1						
21	1	194130-33190	PLUG 20X8	1	1						
22	1	22217-080000	SPRING WASHER 8	5	5						
23	1	22217-080000	SPRING WASHER 8	2	2						
24	1	22217-120000	WASHER 12,SPRING	4	4						
25	1	23871-030000	PLUG PT3/8,SCREW	1	1						
26	1	24311-000160	O-RING 1A P-16.0	1	1						
27	1	24321-000600	O-RING 1A G-60.0	1	1						
28	1	26116-080202	BOLT M 8X 20 PLATED	2	2						
29	1	26116-080252	BOLT M 8X 25 PLATED	5	5						
30	1	26116-120252	BOLT M12X 25 PLATED	4	4						
31	1	194170-24930	STRAINER, OIL	1	1						
32	1	194312-24350-X	COVER, MISSION	1	1						
33	1	194312-24360	GASKET	1	1						
34	1	194312-24371	PLATE, P.T.O.	1	1						
35	1	194170-24380	SUPPORT (A), P.T.O.	3	3						
36	1	194170-24390	SUPPORT (B), P.T.O.	1	1						
37	1	194190-26860-X	COVER, P.T.O. SHAFT	1	1						

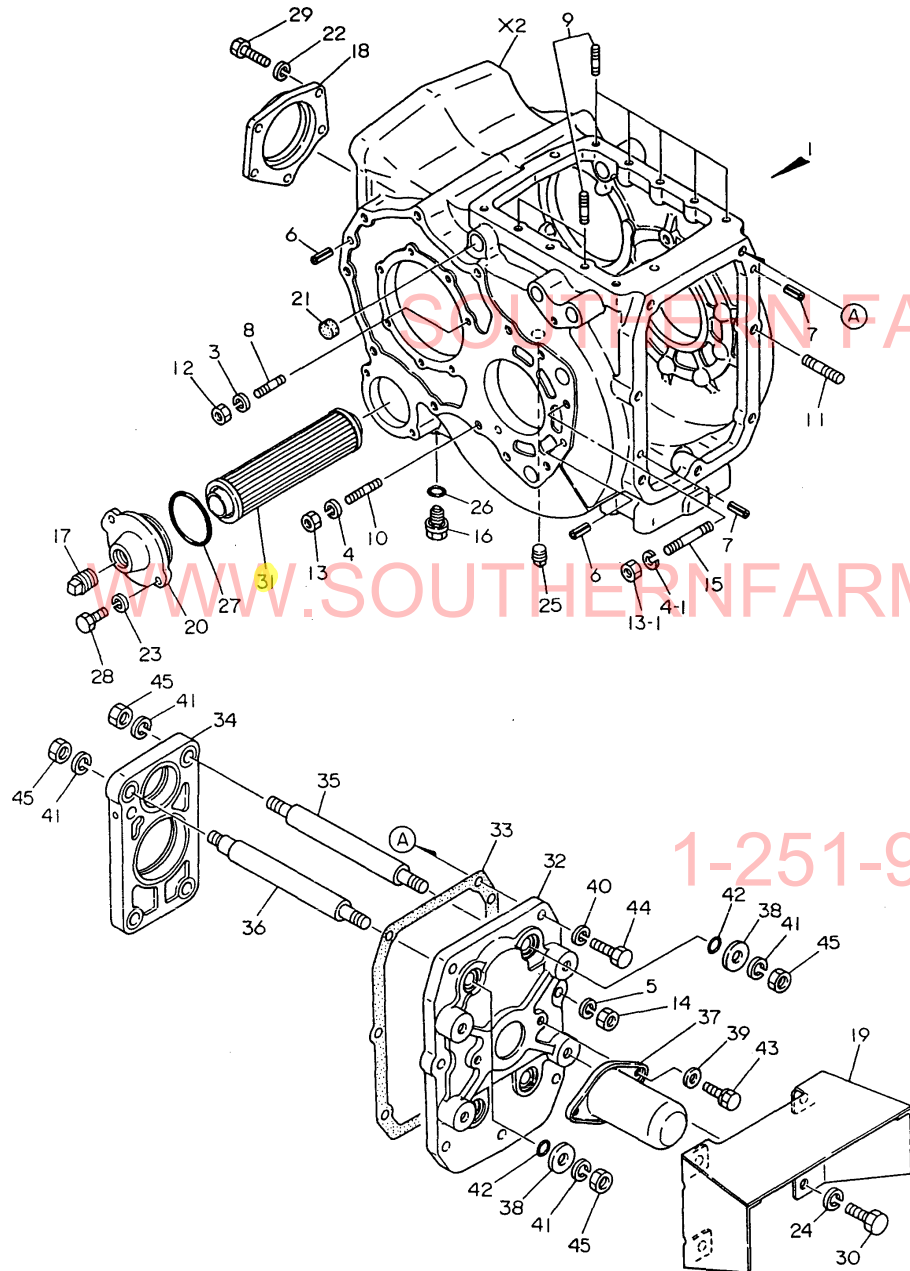
N:Old ↔ New, Q:Old ↔ New, R:Old ↔ New, S:Old ↔ New, W:Add, Z:Discontinued, F:Set Change, K:Q'ty Change
++ CONTINUE ++ (C)Copy Rights YANMAR CO.,LTD and YANMAR AGRICULTURAL EQUIPMENT CO.,LTD.

Fig.55. REAR AXLE HOUSING (1)

(A)=YM276
(B)=YM276D
(C)=

(D)=
(E)=
(F)=

Fig. 55 REAR AXLE HOUSING (1)



REF.	LEV.	PARTS NO.	DESCRIPTION	Q'TY						I	R
				(A)	(B)	(C)	(D)	(E)	(F)		
38	1	194150-27870	WASHER 16X26X2	4	4						
39	1	22137-080000	WASHER 8, POLISHED	2	2						Z
		(A=FXXXXX) (B=FXXXXX)									
40	1	22217-120000	WASHER 12,SPRING	3	3						
41	1	22217-160000	SPRING WASHER 16	8	8						
42	1	24311-000160	O-RING 1A P-16.0	4	4						
43	1	26013-080122	BOLT M 8X 12	2	2						
44	1	26116-120352	BOLT M12X 35 PLATED	3	3						
45	1	26716-160002	NUT M16	8	8						

SOUTHERN FARM EQUIPMENT

WWW.SOUTHERNFARMEQUIPMENTIMPORTS.COM

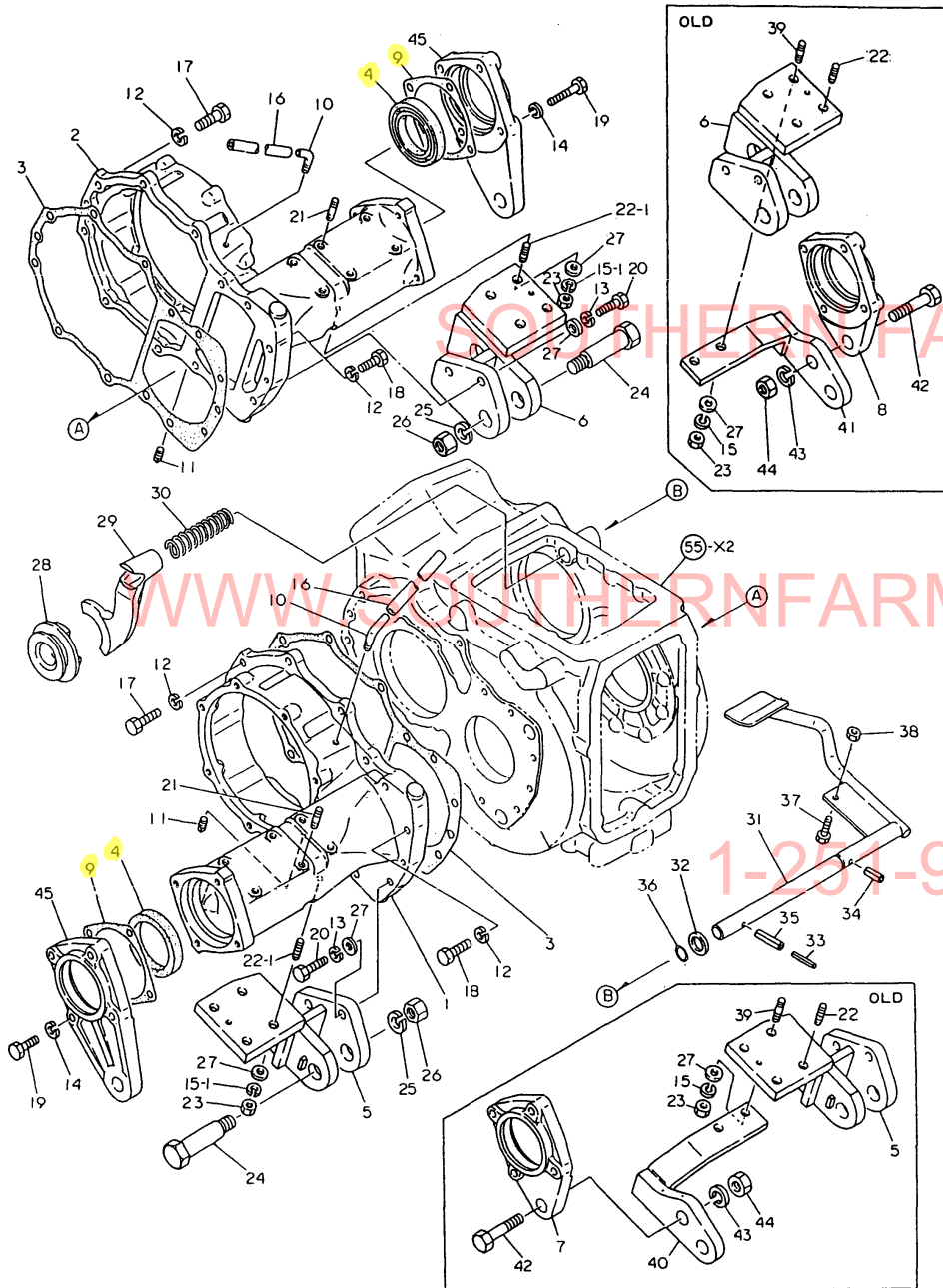
1-251-957-2857

Fig.56. REAR AXLE HOUSING(2)(STANDARD)

(A)=YM276
(B)=YM276D
(C)=

(D)=
(E)=
(F)=

Fig. 56 REAR AXLE HOUSING (2) (STANDARD)



REF.	LEV.	PARTS NO.	DESCRIPTION	Q'TY						I	R
				(A)	(B)	(C)	(D)	(E)	(F)		
1	1	194170-32600-X	HOUSING, REAR AXLE	1	1						
2	1	194170-32610-X	HOUSING, REAR AXLE	1	1						
3	1	194312-32620	GASKET, REAR AXLE	2	2						
4	1	194312-32660	SEAL TC6Y628012, OIL	2	2						
5	1	194170-32821-X	BRACKET, LINK	1	1						
6	1	194170-32831-X	BRACKET, LINK	1	1						
7	1	194312-34310-X	CASE, OIL SEAL	1	1						Z
8	1	194312-34320-X	CASE, OIL SEAL	1	1						Z
		(A=T/# 20134) (B=T/# 40175)									
9	1	194312-34340	GASKET	2	2						
10	1	194150-36651	BREATHER, AIR	2	2						
10-1	1	194145-36651	BREATHER, AIR	2	2						N
		(A=*1982.03) (B=*1982.03)									
11	1	194151-36670	PLUG PT02	2	2						
12	1	22217-100000	SPRING WASHER 10	16	16						
12-1	1	22217-100000	SPRING WASHER 10	12	12						K
		(A=*1982.08) (B=*1982.08)									
13	1	22217-100000	SPRING WASHER 10	4	4						
13-1	1	194274-13570	SPRING WASHER 10	4	4						N
		(A=*1981.03) (B=*1981.03)									
14	1	22217-100000	SPRING WASHER 10	8	8						
15	1	194274-13570	SPRING WASHER 10	8	8						
15-1	1	22217-100000	SPRING WASHER 10	8	8						N
		(A=*1982.08) (B=*1982.08)									
16	1	23064-060450	PIPE 6X 450	2	2						Z
		(A=FXXXXX) (B=FXXXXX)									
17	1	26116-100302	BOLT M10X 30 PLATED	12	12						
18	1	26116-100352	BOLT M10X 35 PLATED	4	4						Z
		(A=*1982.08) (B=*1982.08)									
19	1	26116-100402	BOLT M10X 40 PLATED	8	8						
20	1	194170-32850	BOLT M10X 58	4	4						
21	1	26216-100202	STUD M10X 20 PLATED	8	8						
22	1	26216-100302	STUD BOLT	4	4						
22-1	1	26216-100302	STUD BOLT	8	8						K
		(A=T/# 20134) (B=T/# 40175)									
23	1	26716-100002	NUT M10	8	8						
24	1	194275-73180	BOLT, LOWER LINK	2	2						
25	1	22217-160000	SPRING WASHER 16	2	2						
26	1	26716-160002	NUT M16	2	2						
27	1	22137-100000	WASHER 10,POLISHED	12	12						
28	1	194312-33100	SLIDER, DIFFERENTIAL	1	1						
29	1	194312-33140	FORK, SHIFT	1	1						
30	1	194420-33150	SPRING, RETURN	1	1						
31	1	194170-33160-X	PEDAL, DIFF. LOCK	1	1						
32	1	194300-33200	SPACER 20X32X3.2	1	1						
33	1	22351-050040	SPRING PIN 5X40	1	1						
34	1	22351-080032	SPRING PIN 8X32	1	1						
35	1	22351-080040	SPRING PIN 8X40	1	1						
36	1	24311-000160	O-RING 1A P-16.0	1	1						
37	1	26116-080202	BOLT M 8X 20 PLATED	1	1						

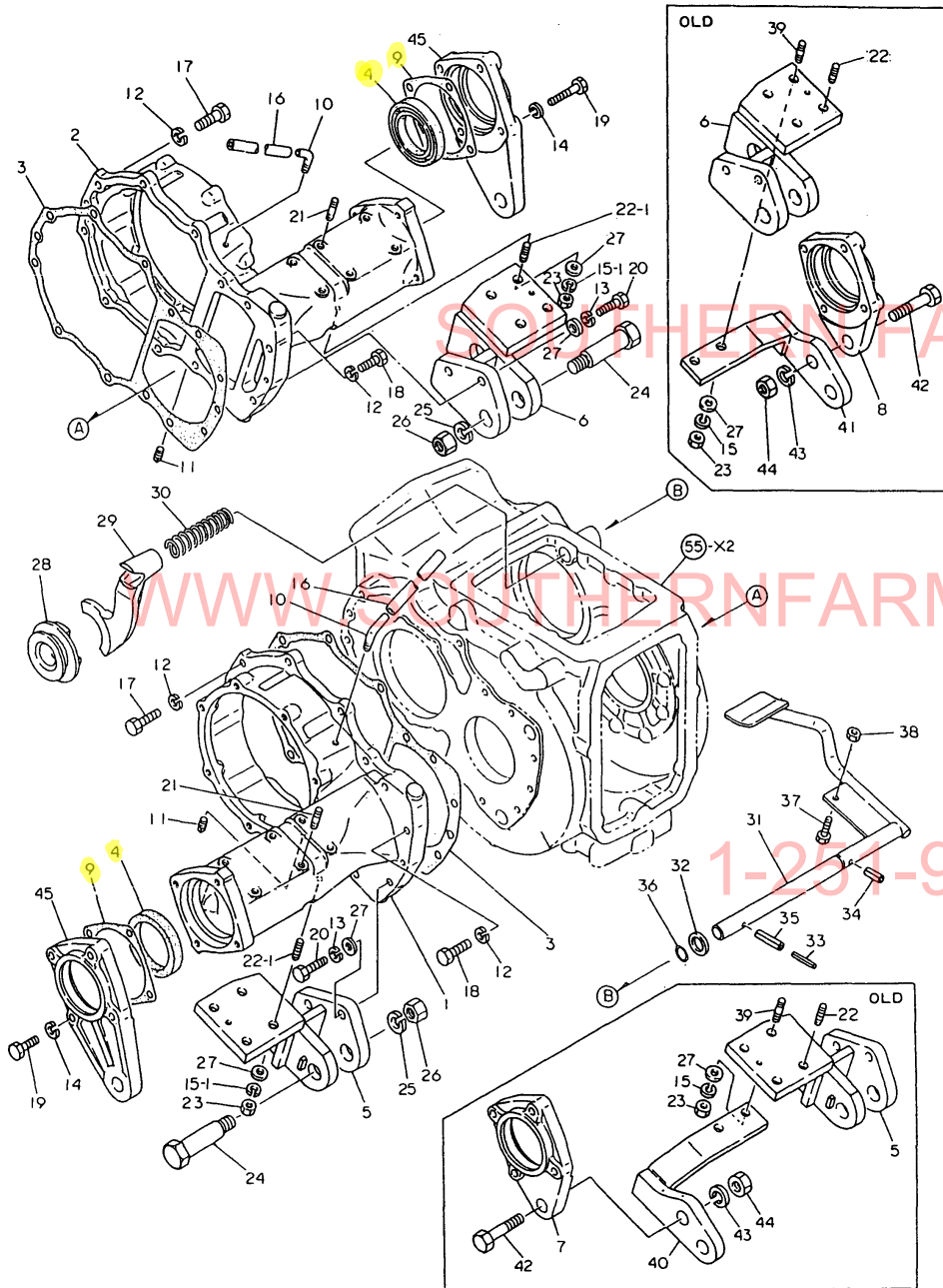
N:Old ↔ New, Q:Old ↔ New, R:Old ↔ New, S:Old ↔ New, W:Add, Z:Discontinued, F:Set Change, K:Q'ty Change
++ CONTINUE ++ (C)Copy Rights YANMAR CO.,LTD and YANMAR AGRICULTURAL EQUIPMENT CO.,LTD.

Fig.56. REAR AXLE HOUSING(2)(STANDARD)

(A)=YM276
(B)=YM276D
(C)=

(D)=
(E)=
(F)=

Fig. 56 REAR AXLE HOUSING (2) (STANDARD)



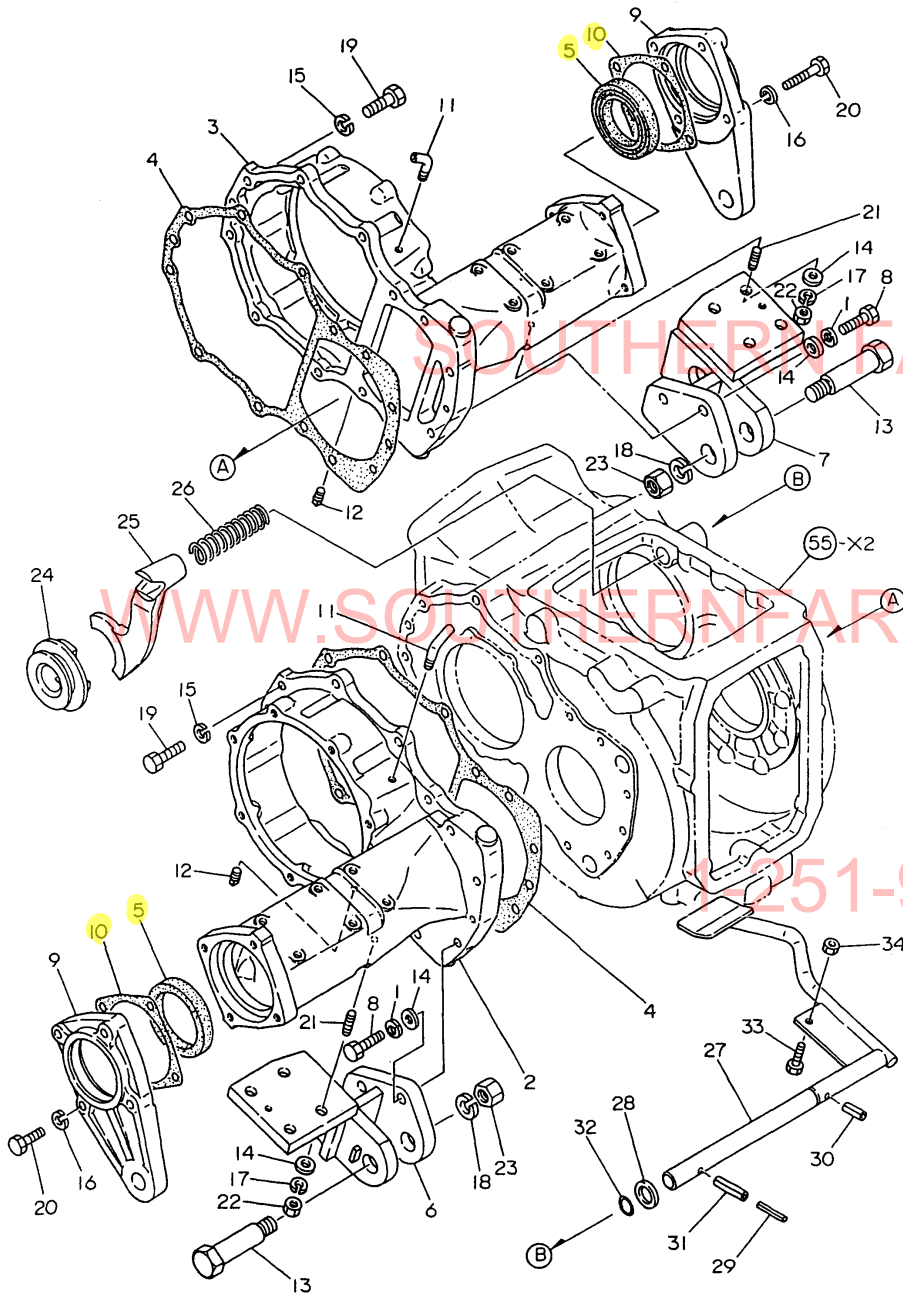
REF.	LEV.	PARTS NO.	DESCRIPTION	Q'TY						I	R
				(A)	(B)	(C)	(D)	(E)	(F)		
38	1	26716-080002	NUT M 8	1	1						
39	1	26216-100402	STUD M12X 40 PLATED	4	4						Z
		(A=T/# 20134) (B=T/# 40175)									
40	1	194170-74810	BRACKET(L),CHAIN	1	1						Z
		(A=T/# 20134) (B=T/# 40175)									
41	1	194170-74820	BRACKET(R),CHAIN	1	1						Z
		(A=T/# 20134) (B=T/# 40175)									
42	1	26116-220602	BOLT 22X 60	2	2						Z
		(A=T/# 20134) (B=T/# 40175)									
43	1	22217-220000	SPRING WASHER 22	2	2						Z
		(A=T/# 20134) (B=T/# 40175)									
44	1	26716-220002	NUT M22	2	2						Z
		(A=T/# 20134) (B=T/# 40175)									
45	1	194170-34310-X	CASE, OIL SEAL	2	2						W
		(A=T/# 20134) (B=T/# 40175)									

Fig.57. REAR AXLE HOUSING(2)(SCANDINAV

(A)=YM276
(B)=YM276D
(C)=

(D)=
(E)=
(F)=

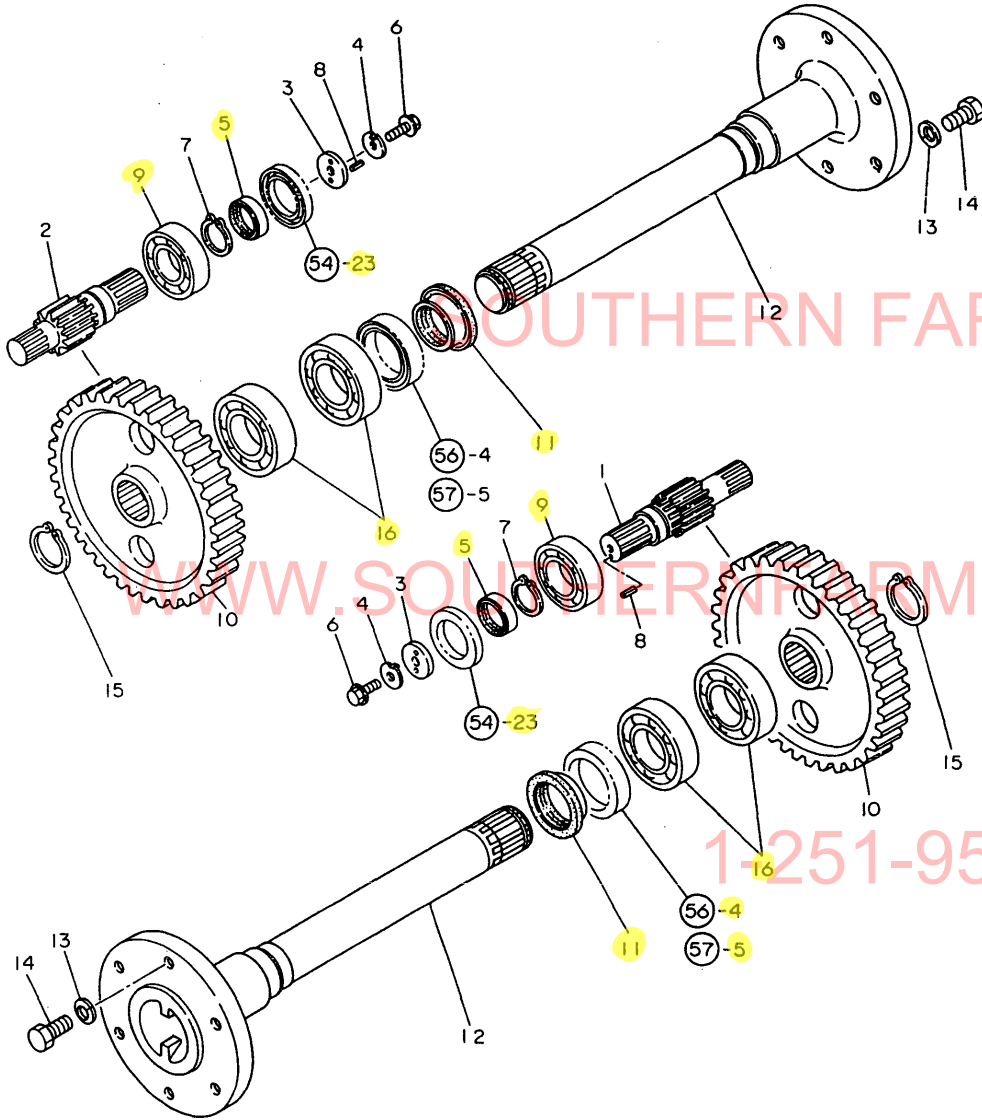
Fig. 57 REAR AXLE HOUSING (2) (SCANDINAVIA)



REF.	LEV.	PARTS NO.	DESCRIPTION	Q'TY						I	R
				(A)	(B)	(C)	(D)	(E)	(F)		
1	1	194274-13570	SPRING WASHER 10	4	4						
2	1	194170-32600-X	HOUSING, REAR AXLE	1	1						
3	1	194170-32610-X	HOUSING, REAR AXLE	1	1						
4	1	194312-32620	PACKING, REAR AXLE	2	2						
5	1	194312-32660	SEAL TC6Y628012, OIL	2	2						
6	1	194170-32821-X	BRACKET, LINK	1	1						
7	1	194170-32831-X	BRACKET, LINK	1	1						
8	1	194170-32850	BOLT M10X 58	4	4						
9	1	194170-34310-X	CASE, OIL SEAL	2	2						
10	1	194312-34340	GASKET	2	2						
11	1	194145-36651	BREATHER, AIR	2	2						
12	1	194151-36670	PLUG PT02	2	2						
13	1	194275-73180	BOLT, LOWER LINK	2	2						
14	1	22137-100000	WASHER 10,POLISHED	12	12						
15	1	22217-100000	SPRING WASHER 10	12	12						
16	1	22217-100000	SPRING WASHER 10	8	8						
17	1	22217-100000	SPRING WASHER 10	8	8						
18	1	22217-160000	SPRING WASHER 16	2	2						
19	1	26116-100302	BOLT M10X 30 PLATED	12	12						
20	1	26116-100402	BOLT M10X 40 PLATED	8	8						
21	1	26216-100302	STUD BOLT	8	8						
22	1	26716-100002	NUT M10	8	8						
23	1	26716-160002	NUT M16	2	2						
24	1	194312-33100	SLIDER, DIFFERENTIAL	1	1						
25	1	194312-33140	FORK, SHIFT	1	1						
26	1	194420-33150	SPRING, RETURN	1	1						
27	1	194170-33160-X	PEDAL, DIFF. LOCK	1	1						
28	1	194300-33200	SPACER 20X32X3.2	1	1						
29	1	22351-050040	SPRING PIN 5X40	1	1						
30	1	22351-080032	SPRING PIN 8X32	1	1						
31	1	22351-080040	SPRING PIN 8X40	1	1						
32	1	24311-000160	O-RING 1A P-16.0	1	1						
33	1	26116-080202	BOLT M 8X 20 PLATED	1	1						
34	1	26716-080002	NUT M 8	1	1						

Fig.58. REAR AXLE SHAFT

Fig. 58 REAR AXLE SHAFT



(A)=YM276
(B)=YM276D
(C)=

(D)=
(E)=
(F)=

REF.	LEV.	PARTS NO.	DESCRIPTION	Q'TY						I	R
				(A)	(B)	(C)	(D)	(E)	(F)		
1	1	194312-33400	PINION, FINAL	1	1						
2	1	194312-33410	PINION, FINAL	1	1						
3	1	194130-33430	WASHER 10X40X6	2	2						
4	1	194130-33440	WASHER 10X27	2	2						
5	1	194312-33440	SLEEVE 40X45X12.5	2	2						
6	1	194145-36670	BOLT M10X25	2	2						
7	1	22242-000400	CIRCLIP 40	2	2						
8	1	22351-040014	SPRING PIN 4X14	2	2						
9	1	24104-062084	BALL BEARING	2	2						
9-1	1	24101-062084	BALL BEARING	2	2						N
		(A=T/# 20204)	(B=T/# 40421)								
10	1	194312-33500	GEAR, FINAL	2	2						
11	1	194312-32670	SLEEVE 57X62X18	2	2						
12	1	194170-34100-X	SHAFT, REAR AXLE	2	2						
13	1	194280-34170	WASHER 16	12	12						
13-1	1	194065-34170	WASHER 16, LOCK	12	12						N
		(A=T/# 20608)	(B=T/# 41534)								
14	1	194322-34180	BOLT M16X 30	12	12						
15	1	22242-000500	CIRCLIP 50	2	2						
16	1	24101-062104	BALL BEARING	4	4						

WWW.SOUTHERNFARMEQUIPMENTIMPORTS.COM

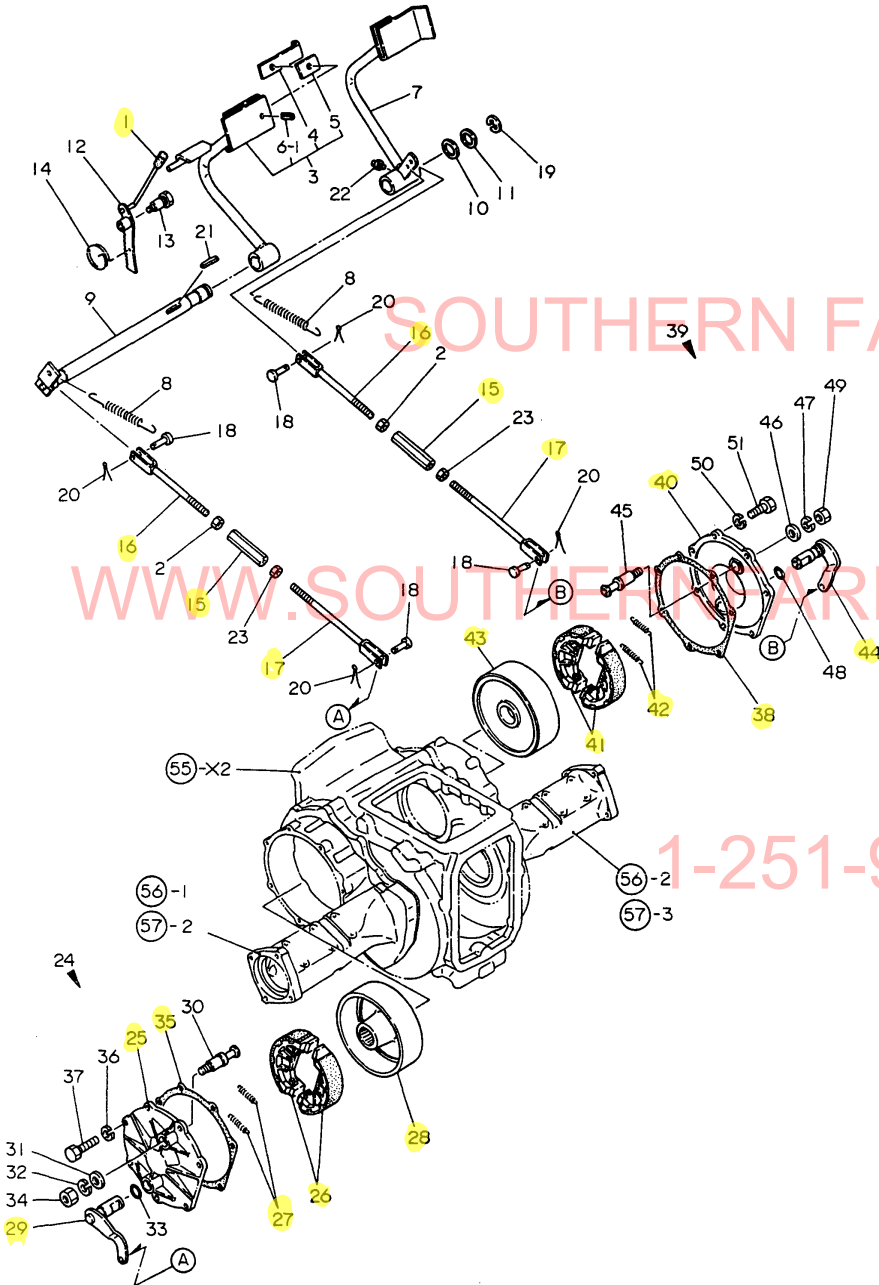
1-251-957-2857

Fig.59. BRAKES

(A)=YM276
(B)=YM276D
(C)=

(D)=
(E)=
(F)=

Fig. 59 BRAKES



REF.	LEV.	PARTS NO.	DESCRIPTION	Q'TY						I	R
				(A)	(B)	(C)	(D)	(E)	(F)		
1	1	194150-01190	KNOB, THROTTLE LEVER	1	1						
2	1	194150-22480	NUT M10	2	2						
3	1	194312-37420-X	PEDAL, BRAKE	1	1						
4	2	194145-37540-R	CONNECTOR	1	1						
5	2	194150-37530	SPACER	1	1						
6-1	2	22351-080018	SPRING PIN 8X18	1	1						
7	1	194312-37470-X	PEDAL, BRAKE	1	1						
8	1	194312-37510	SPRING, RETURN	2	2						
9	1	194312-37550-X	SHAFT, BRAKE PEDAL	1	1						
10	1	194130-37560	WASHER	1	1						
11	1	194150-37570	WASHER	1	1						
12	1	194170-37660-X	LEVER, BRAKE LOCK	1	1						
13	1	194420-37670	PIN, ROCK LEVER	1	1						
14	1	194110-37691	SPRING, RETURN	1	1						
15	1	194151-37730	TURNBUCKLE M10X90	2	2						
16	1	194310-37741	ROD, BRAKE	2	2						
17	1	194420-37770	ROD, BRAKE	2	2						
18	1	194080-37781	PIN 8X25	4	4						
19	1	22272-000190	CIRCLIP E-19	1	1						
20	1	22417-200300	COTTER PIN 2.0X30	4	4						
21	1	22512-070400	KEY 7X 40	1	1						
22	1	24761-010000	NIPPLE M6F, GREASE	1	1						
23	1	26716-100002	NUT M10	2	2						
24	1	194312-36301	BRAKE (L) ASSY	1	1						W
		(A=*1981.08) (B=*1981.08)									
25	2	194312-36350-X	COVER, BRAKE	1	1						
26	2	194312-36510	SHOE, BRAKE	2	2						
26-1	2	194312-36511	SHOE, BRAKE	2	2						N
		(A=*1981.08) (B=*1981.08)									
27	2	194150-36550	SPRING, RETURN	2	2						
28	2	194312-36570	DRUM, BRAKE	1	1						
29	2	194312-36710-X	CAMSHAFT, BRAKE	1	1						
30	2	194312-36730	PIN, ANCHOR	1	1						
31	2	194312-36750	WASHER	1	1						
32	2	22217-160000	SPRING WASHER 16	1	1						
33	2	24341-000200	O-RING 1A S-20.0	1	1						
34	2	26716-160002	NUT M16	1	1						
35	1	194312-36320	GASKET, BRAKE COVER	1	1						
36	1	22217-100000	SPRING WASHER 10	7	7						
37	1	26116-100252	BOLT M10X 25 PLATED	7	7						
38	1	194312-36320	GASKET	1	1						
39	1	194312-36401	BRAKE (R) ASSY	1	1						W
		(A=*1981.08) (B=*1981.08)									
40	2	194312-36360-X	COVER, BRAKE	1	1						
41	2	194312-36510	SHOE, BRAKE	2	2						
41-1	2	194312-36511	SHOE, BRAKE	2	2						N
		(A=*1981.08) (B=*1981.08)									
42	2	194150-36550	SPRING, RETURN	2	2						
43	2	194312-36570	DRUM, BRAKE	1	1						
44	2	194312-36720-X	CAMSHAFT, BRAKE	1	1						
45	2	194312-36730	PIN, ANCHOR	1	1						

N:Old ↔ New, Q:Old ↔ New, R:Old ↔ New, S:Old ↔ New, W:Add, Z:Discontinued, F:Set Change, K:Q'ty Change
 ++ CONTINUE ++
 (C)Copy Rights YANMAR CO.,LTD and YANMAR AGRICULTURAL EQUIPMENT CO.,LTD.

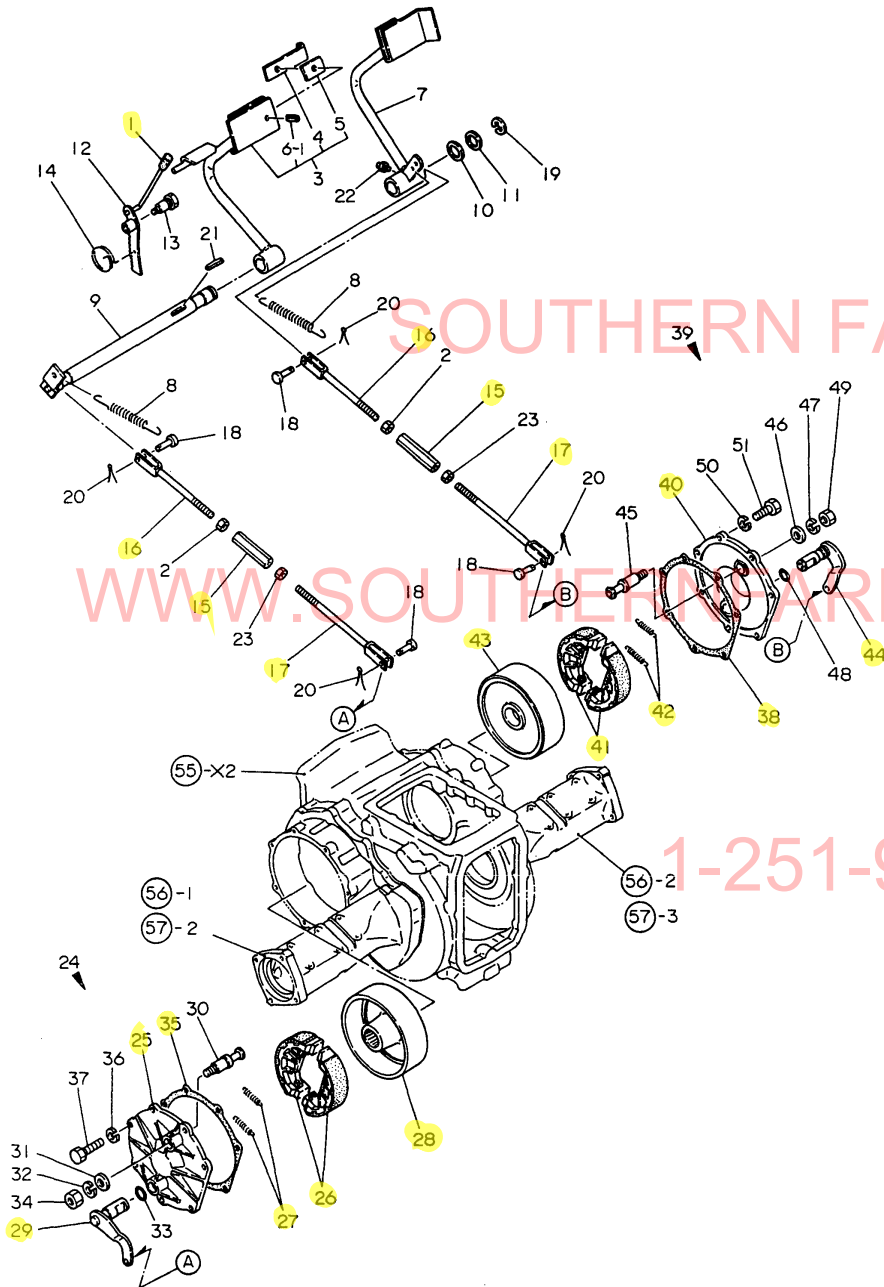
Fig.59. BRAKES

(A)=YM276
(B)=YM276D
(C)=

(D)=
(E)=
(F)=

Fig. 59 BRAKES

REF.	LEV.	PARTS NO.	DESCRIPTION	Q'TY						I	R
				(A)	(B)	(C)	(D)	(E)	(F)		
46	2	194312-36750	WASHER	1	1						
47	2	22217-160000	SPRING WASHER 16	1	1						
48	2	24341-000200	O-RING 1A S-20.0	1	1						
49	2	26716-160002	NUT M16	1	1						
50	1	22217-100000	SPRING WASHER 10	7	7						
51	1	26116-100252	BOLT M10X 25 PLATED	7	7						



SOUTHERN FARM EQUIPMENT
WWW.SOUTHERNFARMEQUIPMENTIMPORTS.COM

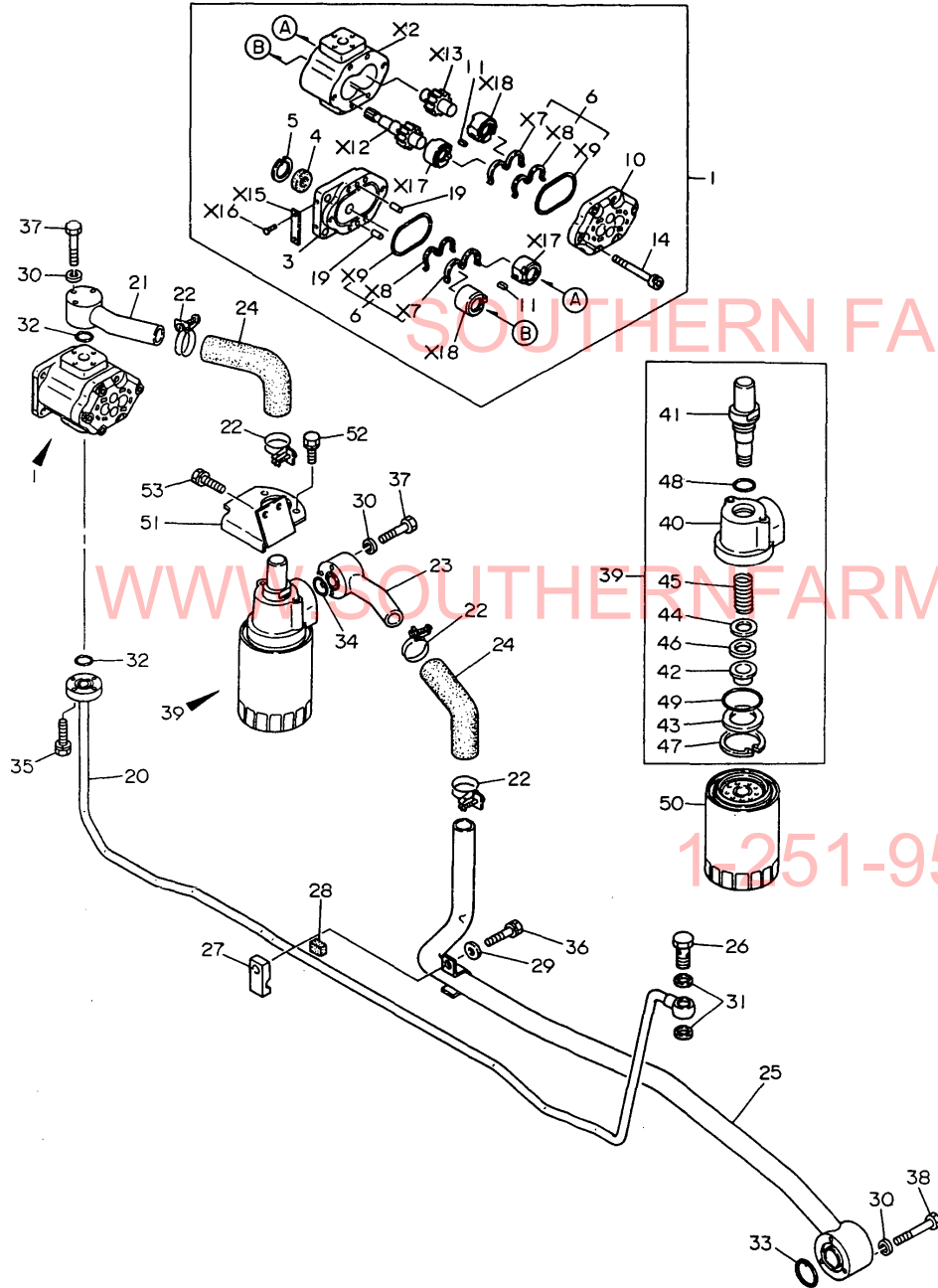
1-251-957-2857

Fig.60. HYDRAULIC PIPES

(A)=YM276
(B)=YM276D
(C)=

(D)=
(E)=
(F)=

Fig. 60 HYDRAULIC PIPES



REF.	LEV.	PARTS NO.	DESCRIPTION	Q'TY						I	R
				(A)	(B)	(C)	(D)	(E)	(F)		
1	1	194170-41120-X	PUMP ASSY, HYDRAULIC	1	1						
3	2	194278-41150-X	FLANGE	1	1						
3-1	2	194278-41151-X	FLANGE	1	1						N
(A=T/# 20553) (B=T/# 41276)											
4	2	194278-41160	SEAL, OIL	1	1						
5	2	22252-000300	CIRCLIP 30	1	1						
6	2	794275-41200	SEAL SET	2	2						
10	2	194278-41190	COVER	1	1						
11	2	194278-41210	KEY, WOODRUFF	2	2						
14	2	194278-41230	BOLT	4	4						
14-1	2	194278-41250	BOLT	4	4						S
(A=T/# 20430) (B=T/# 40844)											
19	2	194065-41210	PARALLEL PIN 6X12	2	2						W
(A=T/# 20553) (B=T/# 41276)											
20	1	194170-48110-X	PIPE, HIGH-PRESSURE	1	1						
21	1	194170-48220-X	PIPE, LOW PRESSURE	1	1						
22	1	194464-48220	CLAMP 37	4	4						
23	1	194170-48240-X	PIPE, LOW PRESSURE	1	1						
24	1	194170-48250	HOSE, LOW PRESSURE	2	2						
25	1	194170-48260-X	PIPE, LOW PRESSURE	1	1						
26	1	194130-48650	BOLT 18, JOINT	1	1						
26-1	1	198220-48750	CONNECTOR ASSY	1	1						N
(A=T/# 20648) (B=T/# 41681)											
27	1	194440-48830	RETAINER	1	1						
28	1	194440-48840	RUBBER	1	1						
29	1	22137-080000	WASHER 8, POLISHED	1	1						
29-1	1	22137-080000	WASHER 8, POLISHED	1	1						Z
(A=T/# 20648) (B=T/# 41690)											
30	1	22217-060000	SPRING WASHER 6	9	9						
30-1	1	22217-060000	SPRING WASHER 6	9	9						Z
(A=T/# 20648) (B=T/# 41690)											
31	1	23414-180023	GASKET 18	2	2						
32	1	24311-000200	O-RING 1A P-20.0	2	2						
33	1	24311-000290	O-RING 1A P-29.0	1	1						
34	1	24311-000220	O-RING 1A P-22.0	1	1						
35	1	26013-060252	BOLT M 6X 25	4	4						
35-1	1	26106-060252	BOLT M 6X 25 PLATED	4	4						N
(A=T/# 20648) (B=T/# 41690)											
36	1	26013-080352	BOLT M 8X 35	1	1						
36-1	1	26106-080352	BOLT M 8X 35 PLATED	1	1						N
(A=T/# 20648) (B=T/# 41690)											
37	1	26116-060452	BOLT M 6X 45 PLATED	6	6						
37-1	1	26106-060452	BOLT M 6X 45 PLATED	6	6						N
(A=T/# 20648) (B=T/# 41690)											
38	1	26116-060552	BOLT M 6X 55 PLATED	3	3						
38-1	1	26106-060552	BOLT M 6X 55 PLATED	3	3						N
(A=T/# 20648) (B=T/# 41690)											
39	1	194464-48300-X	COVER ASSY, FILTER	1	1						
40	2	194464-48322	COVER, FILTER	1	1						
41	2	194464-48331	BOLT, FILTER	1	1						
42	2	194464-48341	COLLAR, SEAL	1	1						

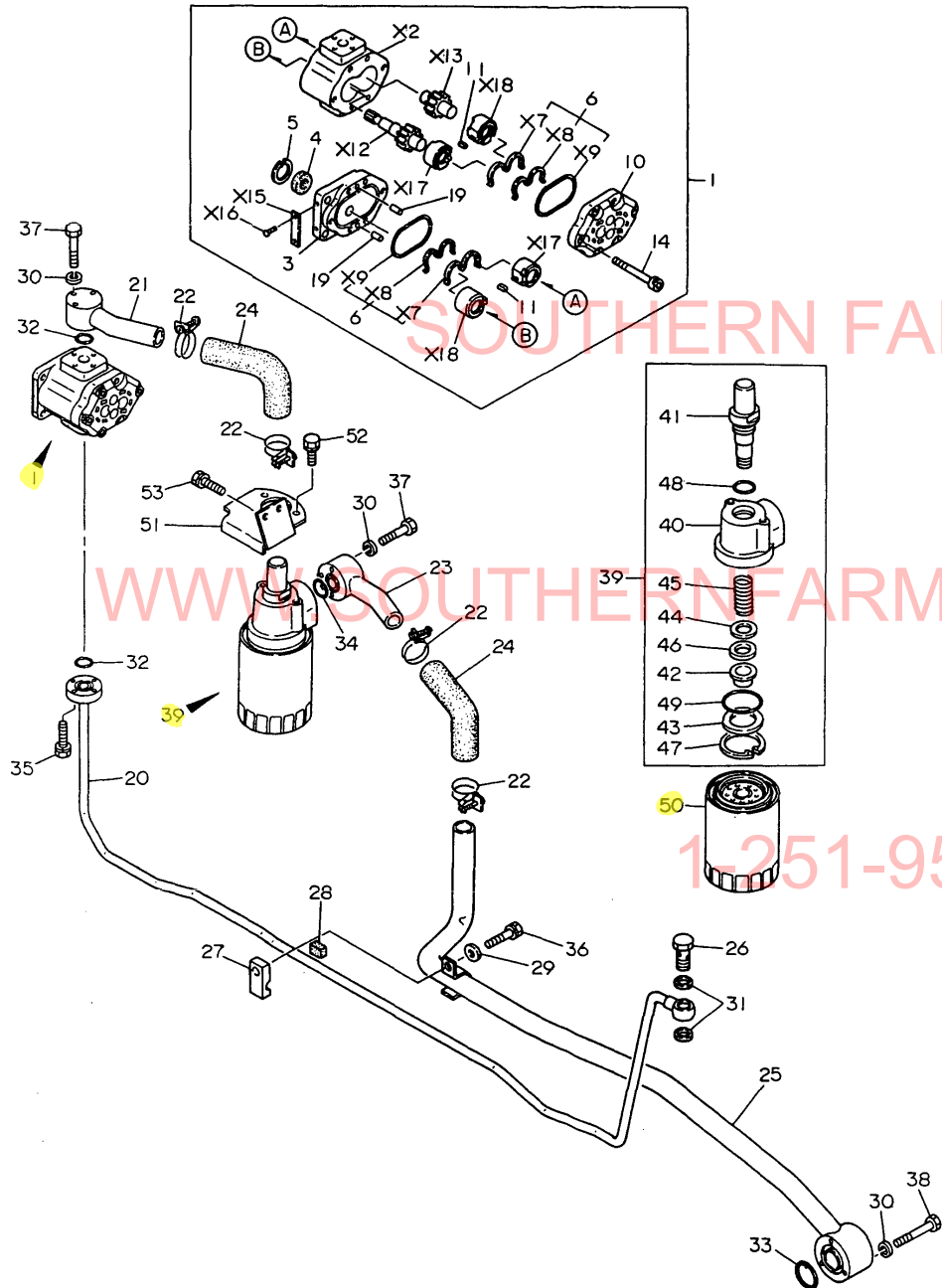
N:Old ↔ New, Q:Old ↔ New, R:Old ↔ New, S:Old ↔ New, W:Add, Z:Discontinued, F:Set Change, K:Q'ty Change
 ++ CONTINUE ++
 (C)Copy Rights YANMAR CO.,LTD and YANMAR AGRICULTURAL EQUIPMENT CO.,LTD.

Fig.60. HYDRAULIC PIPES

(A)=YM276
(B)=YM276D
(C)=

(D)=
(E)=
(F)=

Fig. 60 HYDRAULIC PIPES



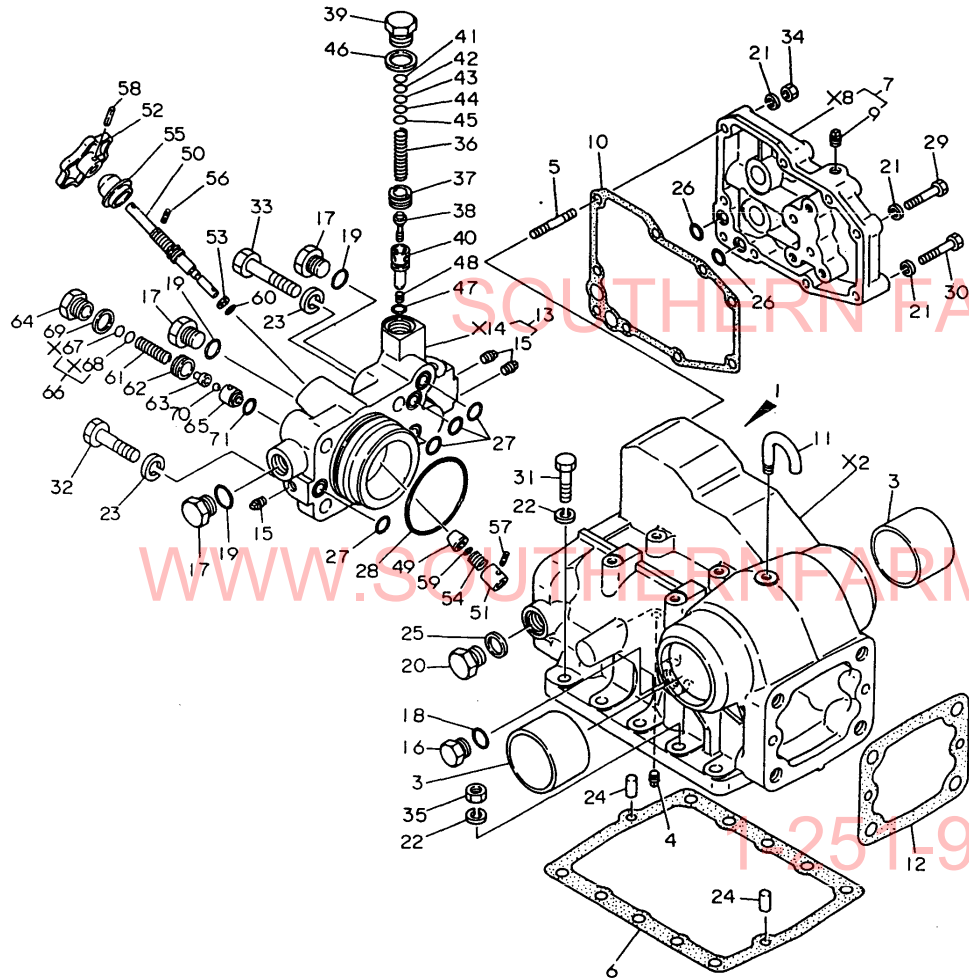
REF.	LEV.	PARTS NO.	DESCRIPTION	Q'TY						I	R
				(A)	(B)	(C)	(D)	(E)	(F)		
43	2	194464-48351	SPACER 56	1	1						
44	2	194464-48361	WASHER 21.5X35X1.6	1	1						
45	2	194464-48370	SPRING, FILTER	1	1						
46	2	194464-48390	GASKET	1	1						
47	2	22252-000600	CIRCLIP 60	1	1						
48	2	24311-000280	O-RING 1A P-28.0	1	1						
49	2	24341-000560	O-RING 1A S-56.0	1	1						Z
		(A=FXXXXX) (B=FXXXXX)									
50	1	194464-48310-M	FILTER, HYDRAULIC	1	1						
51	1	194170-48380-X	BRACKET, STRAINER	1	1						
52	1	26014-080222	BOLT M 8X 22	2	2						
52-1	1	26013-080202	BOLT W/WASHER M8X20	2	2						N
		(A=*1982.08) (B=*1982.08)									
52-2	1	26106-080202	BOLT M 8X 20 PLATED	2	2						N
		(A=T/# 20648) (B=T/# 41690)									
53	1	26013-080252	BOLT M 8X 25	2	2						
53-1	1	26106-080252	BOLT M 8X 25 PLATED	2	2						N
		(A=T/# 20648) (B=T/# 41690)									

WWW.SOUTHERNFARMEQUIPMENTIMPORTS.COM

1-251-957-2857

Fig.61. HYDRAULIC CYLINDER CASE

Fig. 61 HYDRAULIC CYLINDER CASE



(A)=YM276
(B)=YM276D
(C)=

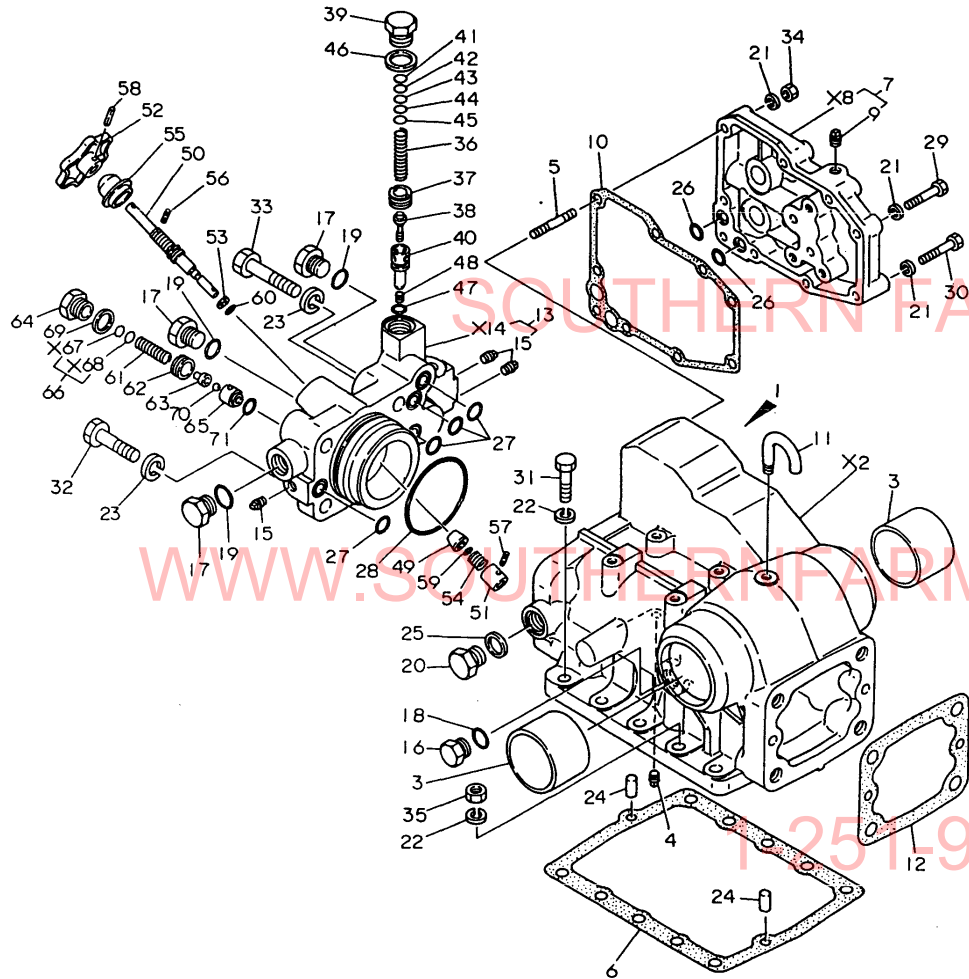
(D)=
(E)=
(F)=

REF.	LEV.	PARTS NO.	DESCRIPTION	Q'TY						I	R
				(A)	(B)	(C)	(D)	(E)	(F)		
1	1	194170-42100-X	HOUSING, HYDRAULIC	1	1						
3	2	194170-42130	BUSH 55X60X40	2	2						
4	2	23871-010000	PLUG PT1/8,SCREW	1	1						
5	2	26216-080452	STUD M 8X 45 PLATED	2	2						
6	1	194170-42150	GASKET, HOUSING	1	1						
7	1	194170-42200-X	CASE, CYLINDER	1	1						
9	2	23871-010000	PLUG PT1/8,SCREW	4	4						
10	1	194170-42220	GASKET, SIDE CASE	1	1						
11	1	194150-42280	BREATHER, AIR	1	1						
12	1	194151-42831	GASKET, HINGE	1	1						
13	1	194170-43200-X	HEAD ASSY, CYLINDER	1	1						
15	2	23871-010000	PLUG PT1/8,SCREW	3	3						
16	1	194464-45920	PLUG 3/4-16UNF	1	1						
17	1	194464-45920	PLUG 3/4-16UNF	3	3						
18	1	194464-45930	O-RING 8-1	1	1						
19	1	194464-45930	O-RING 8-1	3	3						
20	1	194130-46750	PLUG 18	1	1						
21	1	22217-080000	SPRING WASHER 8	9	9						
22	1	22217-100000	SPRING WASHER 10	10	10						
23	1	22217-140000	SPRING WASHER 14	4	4						
24	1	22312-100180	PARALLEL PIN 10X 18	2	2						
25	1	23414-180023	GASKET 18	1	1						
26	1	24315-000110	O-RING 1B P-11.0	2	2						
27	1	24315-000140	O-RING 1B P-14.0	4	4						
28	1	24325-000750	O-RING 1B G-75.0	1	1						
29	1	26116-080352	BOLT M 8X 35	1	1						
30	1	26116-080452	BOLT M 8X 45 PLATED	4	4						
31	1	26116-100352	BOLT M10X 35 PLATED	4	4						
31-1	1	26116-100352	BOLT M10X 35 PLATED	3	3						K
				(A=T/# 20304)	(B=T/# 40607)						
32	1	26126-140452	BOLT M14X 45 PLATED	2	2						
32-1	1	26116-140452	BOLT M14X 45 PLATED	2	2						N
				(A=T/# 20450)	(B=T/# 40907)						
33	1	26126-140652	BOLT M14X 65 PLATED	2	2						
33-1	1	26116-140652	BOLT M14X 65 PLATED	2	2						N
				(A=T/# 20450)	(B=T/# 40907)						
34	1	26716-080002	NUT M 8	4	4						
35	1	26716-100002	NUT M10	6	6						
35-1	1	26716-100002	NUT M10	7	7						K
				(A=T/# 20304)	(B=T/# 40607)						
36	1	194170-45610	SPRING,RELIEF VALVE	1	1						
37	1	194275-45340	SCREW, VALVE SEAT	1	1						
38	1	194170-45620	HOLDER	1	1						
39	1	194170-45630	PLUG	1	1						
40	1	194170-45600	SEAT	1	1						
41	1	194170-45700	SHIM (T=0.1)	1	1						1
42	1	194170-45710	SHIM (T=0.2)	1	1						1
43	1	194170-45720	SHIM (T=0.3)	1	1						1
44	1	194170-45730	SHIM (T=0.5)	1	1						1
45	1	194170-45740	SHIM (T=1.0)	1	1						1
46	1	23414-200026	GASKET 20	1	1						

N:Old ↔ New, Q:Old ↔ New, R:Old ↔ New, S:Old ↔ New, W:Add, Z:Discontinued, F:Set Change, K:Q'ty Change
 ++ CONTINUE ++
 (C)Copy Rights YANMAR CO.,LTD and YANMAR AGRICULTURAL EQUIPMENT CO.,LTD.

Fig.61. HYDRAULIC CYLINDER CASE

Fig. 61 HYDRAULIC CYLINDER CASE



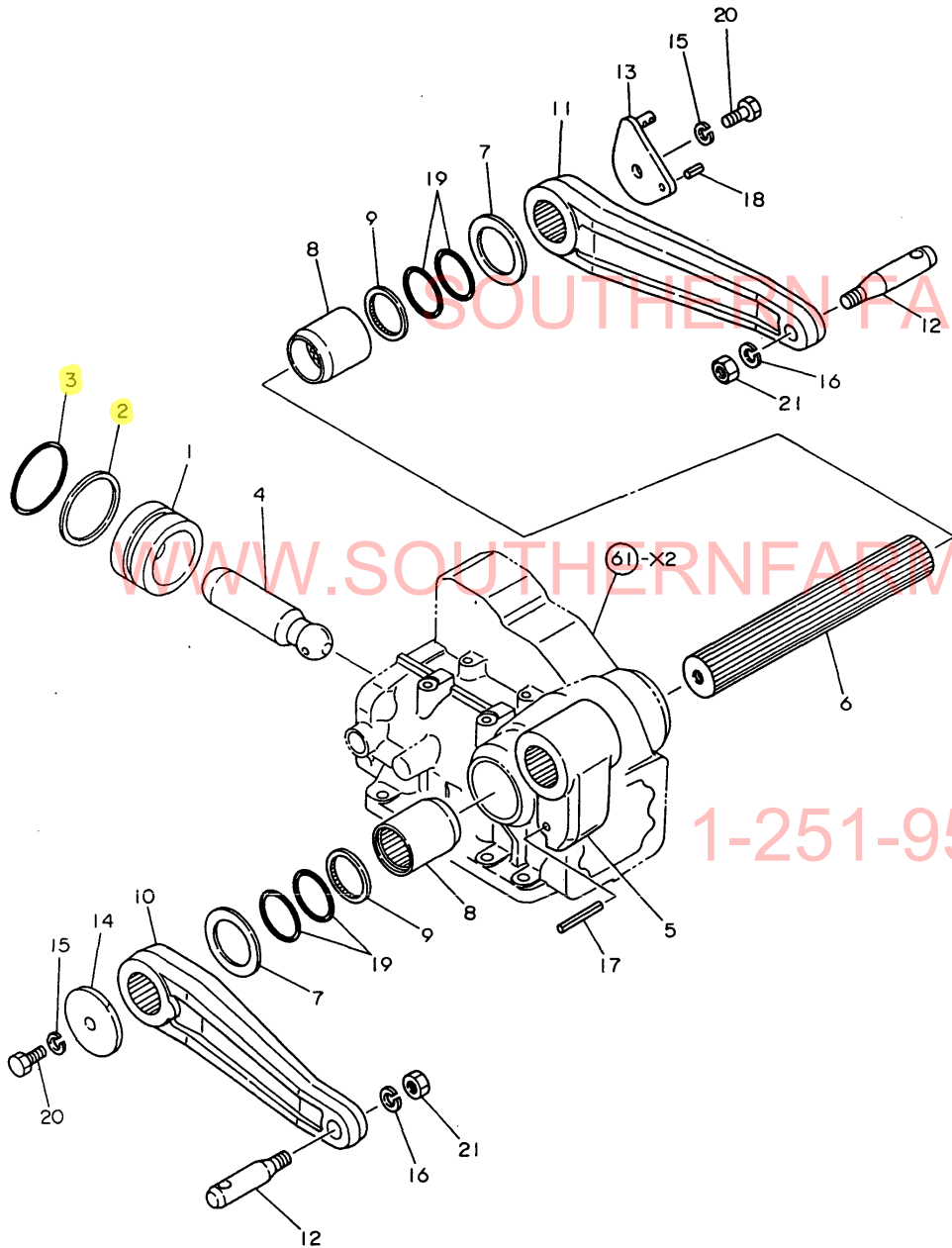
(A)=YM276
(B)=YM276D
(C)=

(D)=
(E)=
(F)=

REF.	LEV.	PARTS NO.	DESCRIPTION	Q'TY						I	R
				(A)	(B)	(C)	(D)	(E)	(F)		
47	1	24311-000120	O-RING 1A P 12.0	1	1						
48	1	1E6191-54330	SCREW 7X8	1	1						Z
		(A=FXXXXX) (B=FXXXXX)									
49	1	194170-46300	VALVE, STOP	1	1						
50	1	194170-46620	BOLT, STOP	1	1						
51	1	194170-46630	HOLDER	1	1						
52	1	194151-46640-X	KNOB	1	1						
53	1	194170-46650	RING, BACK-UP	1	1						
53-1	1	194170-46651	RING, BACK UP	1	1						N
		(A=*1981.04) (B=*1981.04)									
54	1	194170-46660	SPRING	1	1						
55	1	194170-46670	CAP	1	1						
56	1	22351-040016	SPRING PIN 4X16	1	1						
57	1	22351-040016	SPRING PIN 4X16	1	1						
58	1	22351-040022	SPRING PIN 4X22	1	1						
59	1	24311-000060	O-RING 1A P-6.0	1	1						
60	1	24311-000090	O-RING 1A P-9.0	1	1						
61	1	194150-45320	SPRING, RELIEF VALVE	1	1						
62	1	194150-45340	SCREW, VALVE SEAT	1	1						
63	1	194150-45361	HOLDER, RELIEF VALVE	1	1						
64	1	194151-45370	PLUG, RELIEF VALVE	1	1						
65	1	194151-46261	SEAT, RELIEF VALVE	1	1						
66	1	110250-53150	SHIM SET	1	1						
69	1	23414-200026	GASKET 20	1	1						
70	1	24190-080003	BALL 1/4	1	1						
71	1	24311-000120	O-RING 1A P 12.0	1	1						

Fig.62. HYDRAULIC LIFT

Fig. 62. HYDRAULIC LIFT



(A)=YM276
(B)=YM276D
(C)=

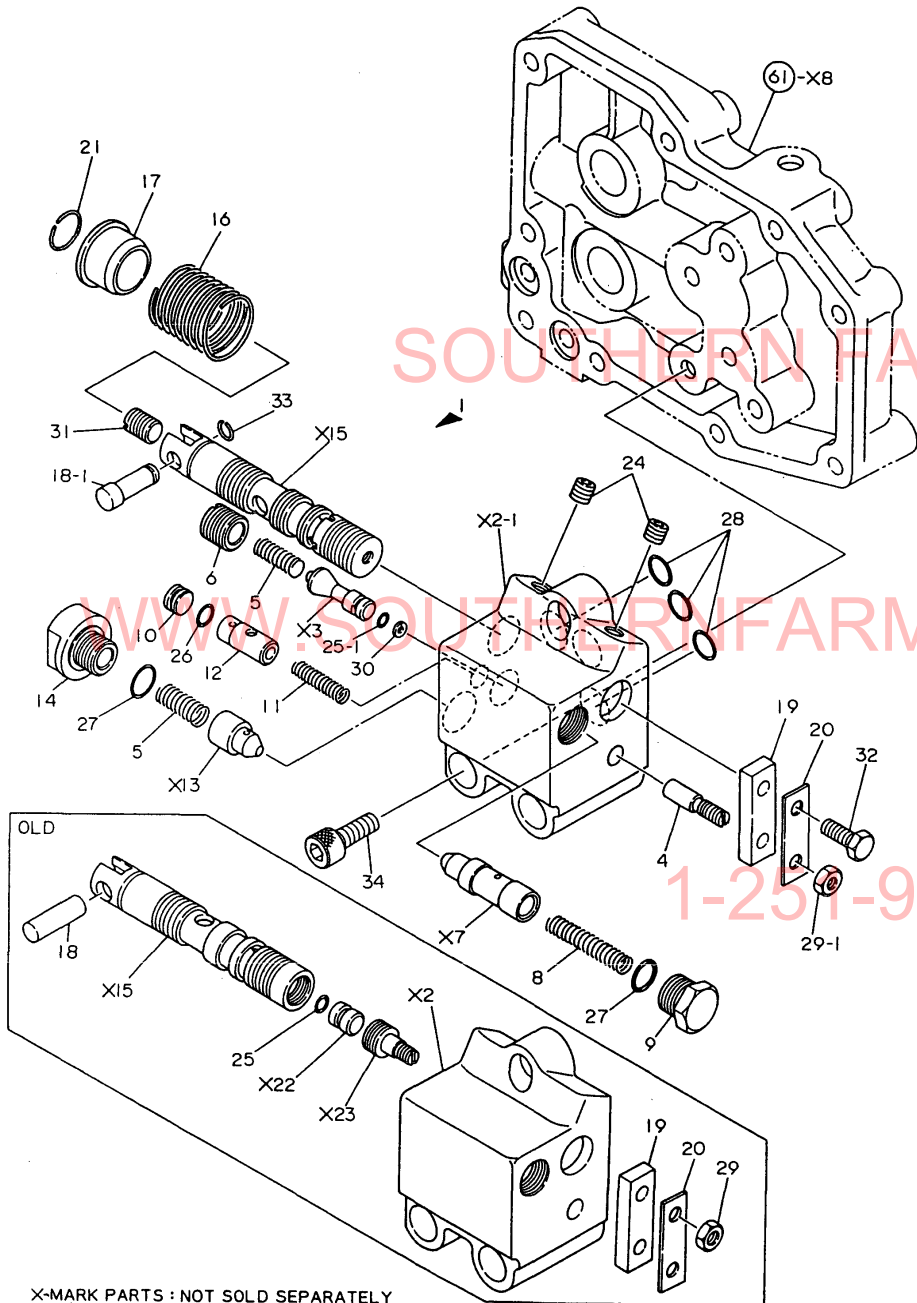
(D)=
(E)=
(F)=

REF.	LEV.	PARTS NO.	DESCRIPTION	Q'TY						I	R
				(A)	(B)	(C)	(D)	(E)	(F)		
1	1	194170-43310	PISTON, HYDRAULIC	1	1						
2	1	194130-43351	RING P70, BACK UP	1	1						
3	1	24311-000700	O-RING 1A P-70.0	1	1						
4	1	194170-43410	ROD, PISTON	1	1						
5	1	194170-44110	CRANK, LIFT	1	1						
6	1	194170-44210	SHAFT, LIFT	1	1						
7	1	194170-44230	WASHER 45X73X3.2	2	2						
8	1	194170-44250	SLEEVE, LIFT SHAFT	2	2						
9	1	194170-44260	SEAL, SPLINE SHAFT	2	2						
10	1	194170-44420-X	ARM (L), LIFT	1	1						
11	1	194170-44430-X	ARM (R), LIFT	1	1						
12	1	194130-44480	PIN, LIFT ARM	2	2						
13	1	194170-44510	ARM, FEED BACK	1	1						
14	1	194370-44520	RETAINER, LIFT SHAFT	1	1						
15	1	22217-120000	WASHER 12,SPRING	2	2						Z
		(A=*1982.12)	(B=*1982.12)								
16	1	22217-160000	SPRING WASHER 16	2	2						
17	1	22351-050056	SPRING PIN 5X56	1	1						
18	1	22351-060016	SPRING PIN 6X16	1	1						
19	1	24321-000550	O-RING 1A G-55.0	4	4						
20	1	26116-120282	BOLT M12X 28 PLATED	2	2						
20-1	1	26013-120302	BOLT W/WASHER M12X30	2	2						N
		(A=*1982.12)	(B=*1982.12)								
21	1	26736-160002	NUT M16	2	2						

1-251-957-2857

Fig.63. HYDRAULIC CONTROL VALVE

Fig. 63 HYDRAULIC CONTROL VALVE



X-MARK PARTS : NOT SOLD SEPARATELY

(A)=YM276
(B)=YM276D
(C)=

(D)=
(E)=
(F)=

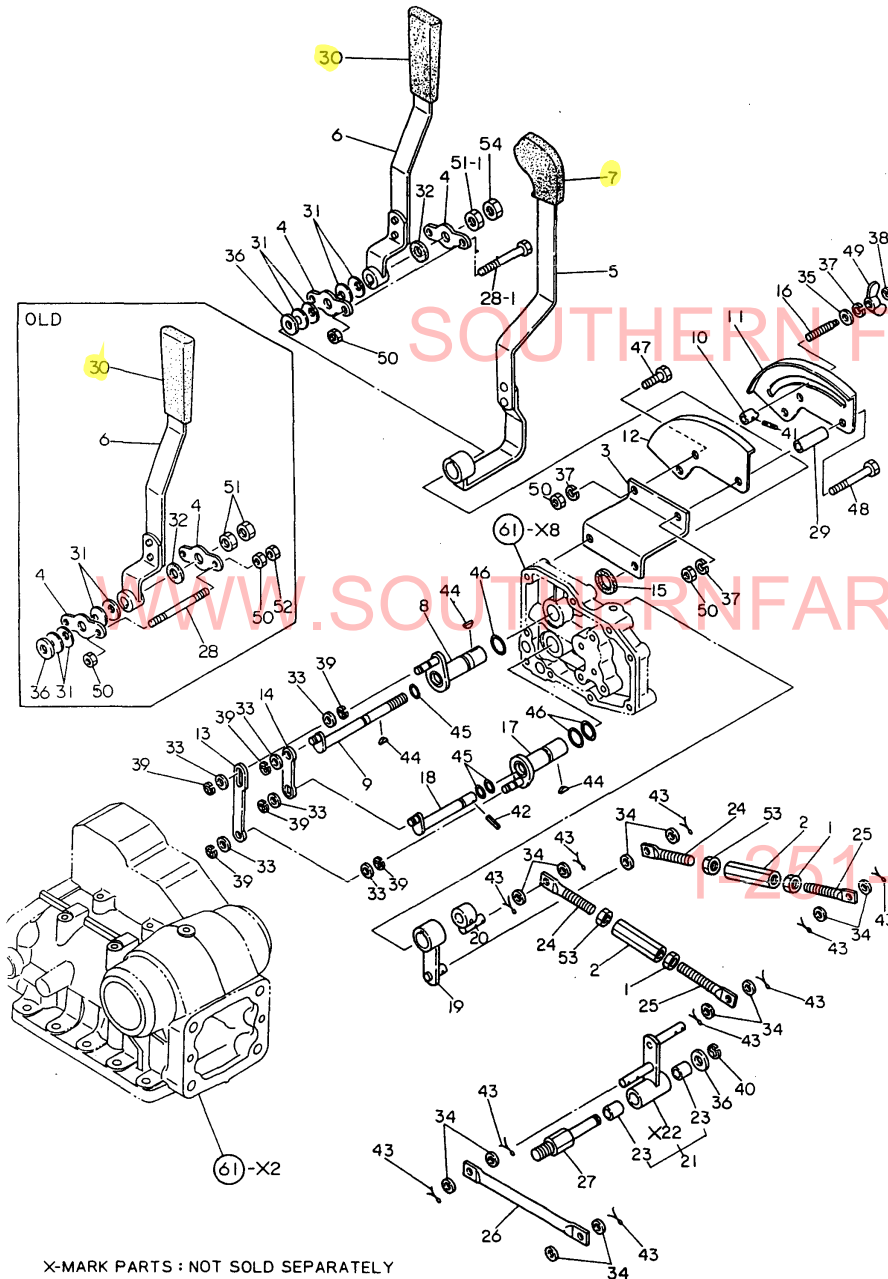
REF.	LEV.	PARTS NO.	DESCRIPTION	Q'TY						I	R
				(A)	(B)	(C)	(D)	(E)	(F)		
1	1	194170-45100-X	VALVE ASSY, CONTROL	1	1						
1-1	1	194170-45101-X	VALVE ASSY, CONTROL	1	1						N
		(A=T/# 20634) (B=T/# 41642)									
4	2	194170-45220	BAR, PUSH	1	1						
5	2	194170-45230	SPRING	2	2						
6	2	194170-45250	HOLDER, M.CHECK	1	1						
6-1	2	198421-45440	HOLDER, M.CHECK	1	1						S
		(A=T/# 20634) (B=T/# 41642)									
8	2	194170-45320	SPRING	1	1						
8-1	2	194170-45321	SPRING	1	1						N
		(A=T/# 20493) (B=T/# 41003)									
9	2	194170-45330	PLUG	1	1						
10	2	194170-45350	SPOOL	1	1						
11	2	194170-45360	SPRING	1	1						
12	2	194170-45370	PLUG	1	1						
14	2	194170-45440	PLUG	1	1						
16	2	194170-45520	SPRING, SPOOL	1	1						
17	2	194170-45530	STOPPER, SPOOL	1	1						
19	2	194170-45550	BAR, SPOOL	1	1						
20	2	194170-45560	WASHER 12X40X0.6	1	1						
21	2	194170-45570	CIRCLIP	1	1						
24	2	23871-010000	PLUG PT1/8,SCREW	2	2						
25	2	24311-000050	O-RING 1A P-5.0	2	2						
25-1	2	24311-000050	O-RING 1A P-5.0	1	1						K
		(A=T/# 20204) (B=T/# 40475)									
26	2	24315-000070	O-RING 1B P-7.0	1	1						
27	2	24311-000120	O-RING 1A P 12.0	2	2						
28	2	24315-000110	O-RING 1B P-11.0	3	3						
29	2	26756-060002	LOCK NUT M 6 PLATED	2	2						
29-1	2	26756-060002	LOCK NUT M 6 PLATED	1	1						K
		(A=T/# 20204) (B=T/# 40475)									
30	2	194170-45430	RING, BACK UP	1	1						W
		(A=T/# 20101) (B=T/# 40101)									
31	2	194170-45410	PLUG	1	1						W
		(A=T/# 20204) (B=T/# 40475)									
32	2	26116-060142	BOLT M6X14	1	1						W
		(A=T/# 20204) (B=T/# 40475)									
32-1	2	26116-060162	BOLT M 6X 16 PLATED	1	1						N
		(A=*1982.12) (B=*1982.12)									
33	2	177088-06160	CIRCLIP	1	1						W
		(A=T/# 20204) (B=T/# 40475)									
33B	2	24311-000100	O-RING 1A P-10.0	1	1						W
		(A=T/# 20634) (B=T/# 41642)									
33C	2	24311-000140	O-RING 1A P-14.0	1	1						W
		(A=T/# 20634) (B=T/# 41642)									
34	1	26450-080202	BOLT M 8X 20	3	3						

Fig.64. OIL PRESSURE CONTROL(STANDARD)

(A)=YM276
(B)=YM276D
(C)=

(D)=
(E)=
(F)=

Fig. 64 OIL PRESSURE CONTROL (STANDARD)



REF.	LEV.	PARTS NO.	DESCRIPTION	Q'TY						I R
				(A)	(B)	(C)	(D)	(E)	(F)	
1	1	194150-22480	NUT M10	2	2					Z
		(A=T/# 20205) (B=T/# 40500)								
2	1	194130-37730	TURNBUCKLE M10X70	2	2					
3	1	194170-47310-X	BRACKET, LEVER GUIDE	1	1					
4	1	194170-47320	PLATE	2	2					
5	1	194170-47360-X	LEVER, CONTROL	1	1					
6	1	194170-47370-X	LEVER, CONTROL	1	1					
7	1	194420-47370	KNOB, CONTROL LEVER	1	1					
8	1	194170-47380	SHAFT, CONTROL LEVER	1	1					
8-1	1	194170-47381	SHAFT, CONTROL LEVER	1	1					N
		(A=T/# 20204) (B=T/# 40475)								
9	1	194170-47390	SHAFT, CONTROL LEVER	1	1					
10	1	194450-47390	STOPPER	1	1					
11	1	194170-47400-X	GUIDE, CONTROL	1	1					
12	1	194170-47410-X	GUIDE, CONTROL	1	1					
13	1	194170-47420	BAR, CONTROL	1	1					
14	1	194170-47430	BAR, CONTROL	1	1					
15	1	194170-47440	PLATE, FRICTION	1	1					
16	1	194464-47440	BOLT, STOPPER	1	1					
17	1	194170-47450	SHAFT, FEED BACK	1	1					
18	1	194170-47460	SHAFT, FEED BACK	1	1					
19	1	194170-47470-X	ARM, FEED BACK	1	1					
20	1	194170-47480-X	ARM, FEED BACK	1	1					
21	1	194170-47490-X	ARM ASSY, JOINT	1	1					
23	2	24550-012150	BUSH 12X15	2	2					
24	1	194180-47490	ROD, FEED BACK	2	2					
25	1	194180-47500	ROD, FEED BACK	2	2					
26	1	194170-47510	ROD, FEED BACK	1	1					
27	1	194170-47520	BOLT, STUD	1	1					
28	1	194170-47530	BOLT	2	2					
28-1	1	26116-080752	BOLT M 8X 75 PLATED	2	2					S
		(A=T/# 20179) (B=F40235)								
28-2	1	194550-47810	BOLT 8X 75	2	2					N
		(A=FXXXXX) (B=FXXXXX)								
29	1	194170-47540	SPACER	2	2					
30	1	194150-47621	KNOB	1	1					
31	1	194151-47760	WASHER 12	4	4					
32	1	194310-44790	PLATE,FRICTION	1	1					
33	1	22117-080000	WASHER 8	6	6					
34	1	22117-100000	WASHER 10	12	12					
35	1	22137-080000	WASHER 8, POLISHED	1	1					
36	1	22137-120000	WASHER 12,POLISHED	2	2					
37	1	22217-080000	SPRING WASHER 8	4	4					
38	1	22272-000040	CIRCLIP E- 4	1	1					
39	1	22272-000060	CIRCLIP E- 6	6	6					
40	1	22272-000090	CIRCLIP E- 9	1	1					
41	1	22351-040014	SPRING PIN 4X14	1	1					
42	1	22351-050025	SPRING PIN 5X25	1	1					
43	1	22417-300200	COTTER PIN 3.0X20	10	10					
44	1	22522-030130	WOODRUFF KEY 3X13	3	3					
45	1	24311-000090	O-RING 1A P-9.0	3	3					

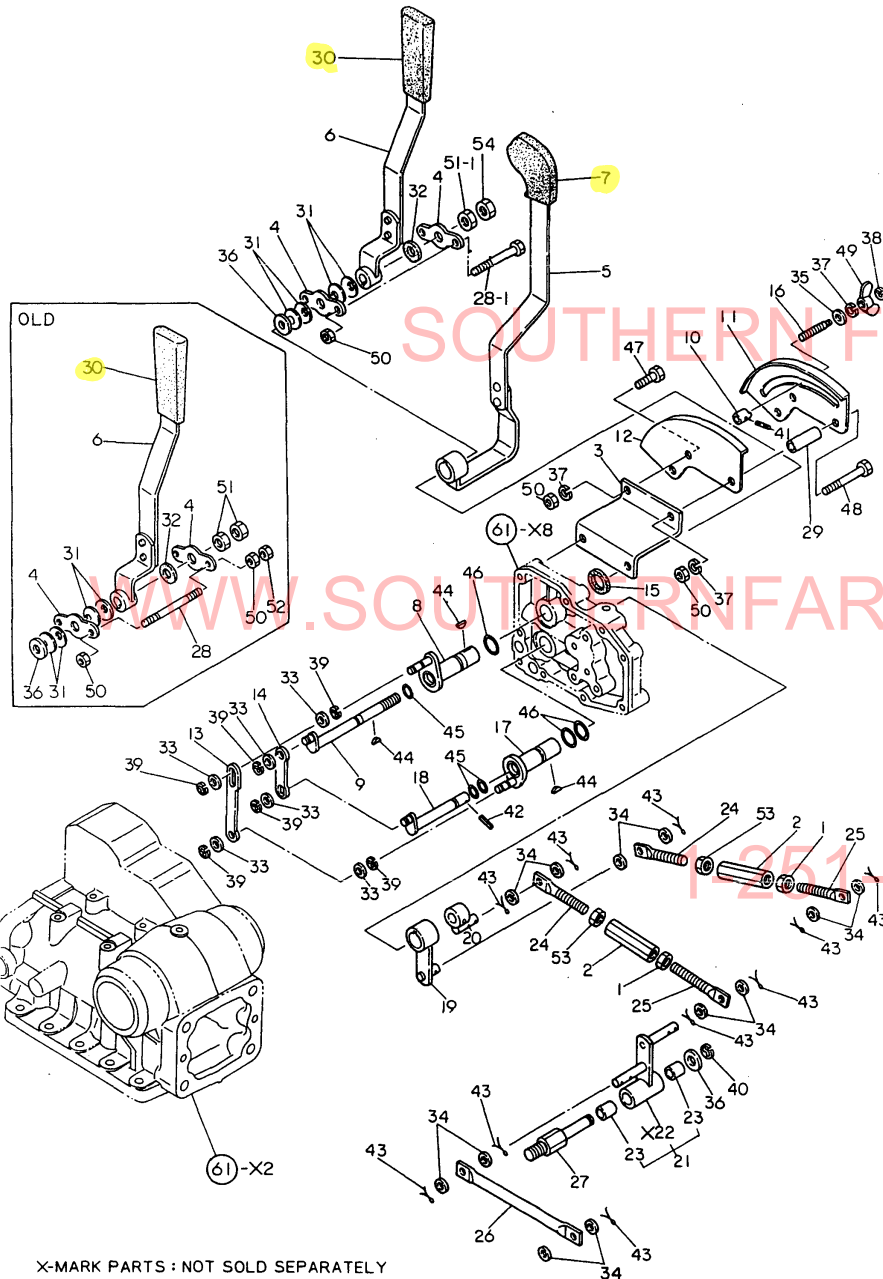
X-MARK PARTS : NOT SOLD SEPARATELY

Fig.64. OIL PRESSURE CONTROL(STANDARD)

(A)=YM276
(B)=YM276D
(C)=

(D)=
(E)=
(F)=

Fig. 64 OIL PRESSURE CONTROL (STANDARD)



X-MARK PARTS : NOT SOLD SEPARATELY

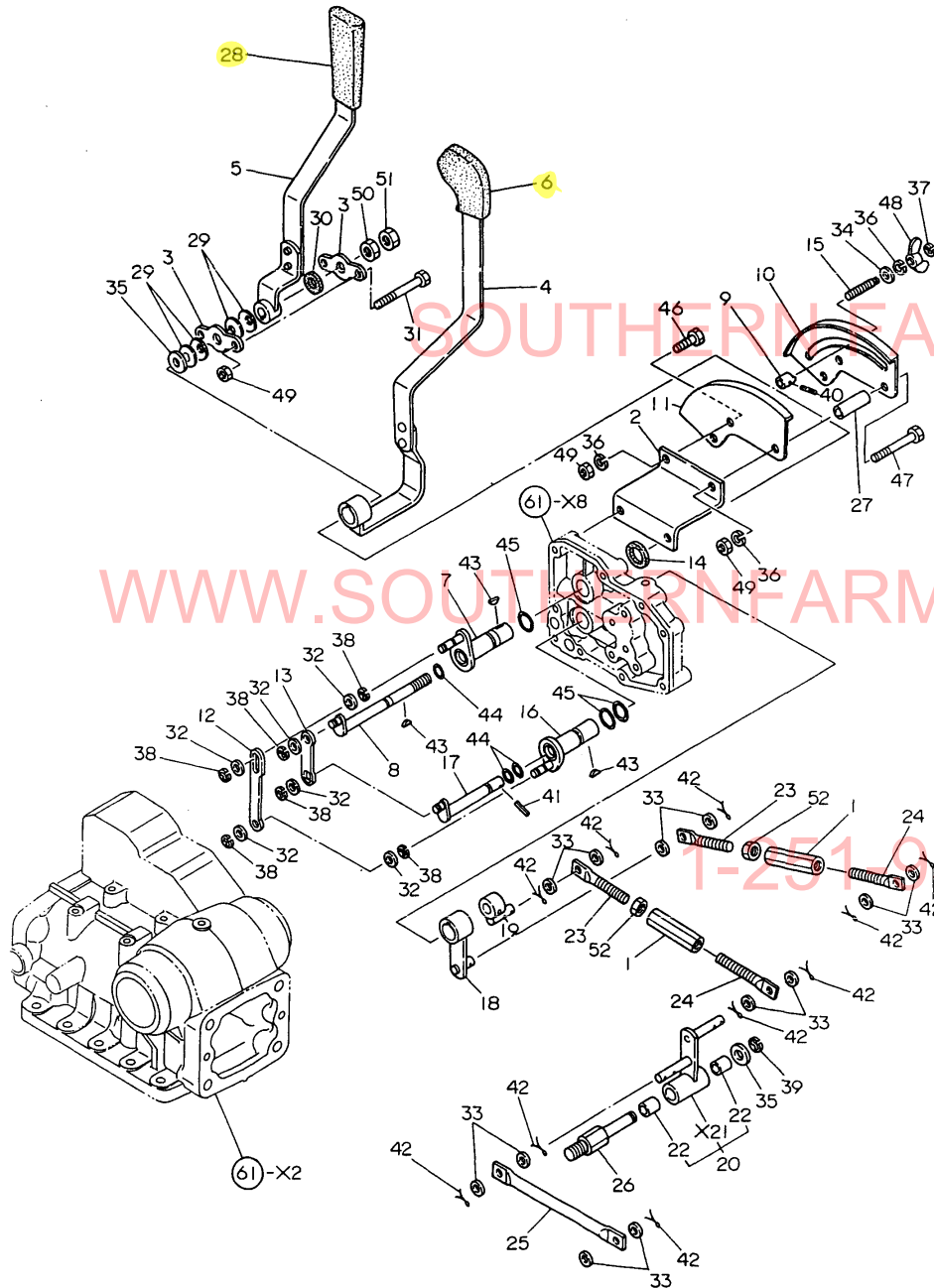
REF.	LEV.	PARTS NO.	DESCRIPTION	Q'TY						I	R
				(A)	(B)	(C)	(D)	(E)	(F)		
46	1	24311-000150	O-RING 1A P-15.0	3	3						
47	1	26116-080182	BOLT M 8X 18 PLATED	1	1						
47-1	1	26116-080162	BOLT M 8X 16 PLATED	1	1						N
		(A=*1982.12) (B=*1982.12)									
48	1	26116-080602	BOLT M 8X 60 PLATED	2	2						
49	1	26635-080002	WING NUT M 8	1	1						
50	1	26716-080002	NUT M 8	7	7						
50-1	1	26716-080002	NUT M 8	5	5						K
		(A=T/# 20179) (B=T/# 40235)									
51	1	26716-120002	NUT M12	2	2						
51-1	1	26716-120002	NUT M12	1	1						K
		(A=T/# 20179) (B=T/# 40235)									
52	1	26756-080002	LOCK NUT M 8 PLATED	2	2						Z
		(A=T/# 20179) (B=T/# 40235)									
53	1	26756-100002	LOCK NUT M10 PLATED	2	2						
54	1	26726-120002	NUT M12	1	1						W
		(A=T/# 20179) (B=T/# 40235)									
54-1	1	26716-120002	NUT M12	1	1						N
		(A=T/# 20450) (B=T/# 40907)									

Fig.65. OIL PRESSURE CONTROL(SCANDINAV

(A)=YM276
(B)=YM276D
(C)=

(D)=
(E)=
(F)=

Fig. 65 OIL PRESSURE CONTROL (SCANDINAVIA)

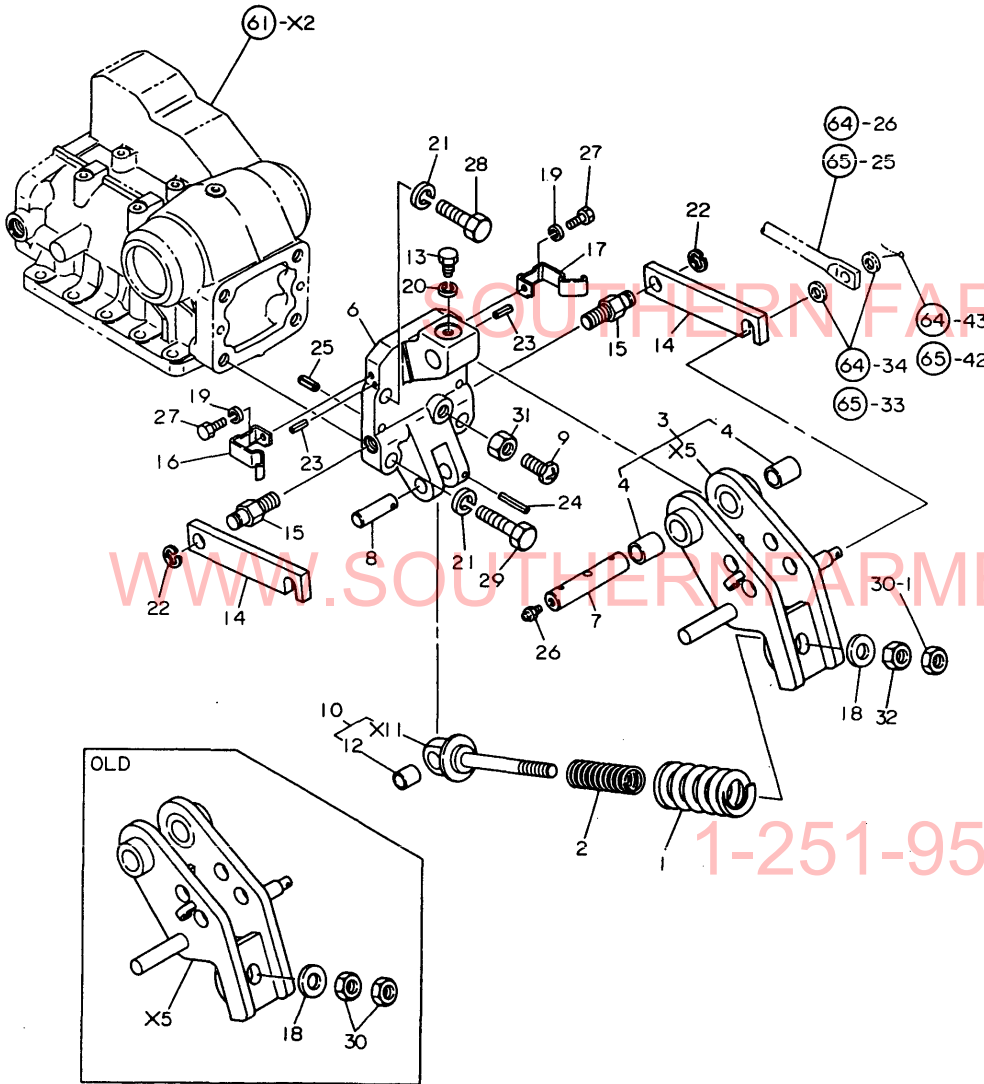


REF.	LEV.	PARTS NO.	DESCRIPTION	Q'TY						I	R
				(A)	(B)	(C)	(D)	(E)	(F)		
1	1	194130-37730	TURNBUCKLE M10X70	2	2						
2	1	194170-47310-X	BRACKET, LEVER GUIDE	1	1						
3	1	194170-47320	PLATE	2	2						
4	1	194172-47360-X	LEVER, POSITION	1	1						
5	1	194172-47370-X	LEVER, DRAFT	1	1						
6	1	194420-47370	KNOB, CONTROL LEVER	1	1						
7	1	194170-47381	SHAFT, CONTROL LEVER	1	1						
8	1	194170-47390	SHAFT, CONTROL LEVER	1	1						
9	1	194450-47390	STOPPER	1	1						
10	1	194170-47400-X	GUIDE, CONTROL	1	1						
11	1	194170-47410-X	GUIDE, CONTROL	1	1						
12	1	194170-47420	BAR, CONTROL	1	1						
13	1	194170-47430	BAR, CONTROL	1	1						
14	1	194170-47440	PLATE, FRICTION	1	1						
15	1	194464-47440	BOLT, STOPPER	1	1						
16	1	194170-47450	SHAFT, FEED BACK	1	1						
17	1	194170-47460	SHAFT, FEED BACK	1	1						
18	1	194170-47470-X	ARM, FEED BACK	1	1						
19	1	194170-47480-X	ARM, FEED BACK	1	1						
20	1	194170-47490-X	ARM ASSY, JOINT	1	1						
22	2	24550-012150	BUSH 12X15	2	2						
23	1	194180-47490	ROD, FEED BACK	2	2						
24	1	194180-47500	ROD, FEED BACK	2	2						
25	1	194170-47510	ROD, FEED BACK	1	1						
26	1	194170-47520	BOLT, STUD	1	1						
27	1	194170-47540	SPACER	2	2						
28	1	194150-47621	KNOB	1	1						
29	1	194151-47760	WASHER 12	4	4						
30	1	194310-47790	PLATE, FRICTION	1	1						
31	1	194550-47810	BOLT 8X 75	2	2						
32	1	22117-080000	WASHER 8	6	6						
33	1	22117-100000	WASHER 10	12	12						
34	1	22137-080000	WASHER 8, POLISHED	1	1						
35	1	22137-120000	WASHER 12, POLISHED	2	2						
36	1	22217-080000	SPRING WASHER 8	4	4						
37	1	22272-000040	CIRCLIP E- 4	1	1						
38	1	22272-000060	CIRCLIP E- 6	6	6						
39	1	22272-000090	CIRCLIP E- 9	1	1						
40	1	22351-040014	SPRING PIN 4X14	1	1						
41	1	22351-050025	SPRING PIN 5X25	1	1						
42	1	22417-300200	COTTER PIN 3.0X20	10	10						
43	1	22522-030130	WOODRUFF KEY 3X13	3	3						
44	1	24311-000090	O-RING 1A P-9.0	3	3						
45	1	24311-000150	O-RING 1A P-15.0	3	3						
46	1	26116-080162	BOLT M 8X 16 PLATED	1	1						
47	1	26116-080602	BOLT M 8X 60 PLATED	2	2						
48	1	26636-080002	WING NUT M 8	1	1						
49	1	26716-080002	NUT M 8	5	5						
50	1	26716-120002	NUT M12	1	1						
51	1	26716-120002	NUT M12	1	1						
52	1	26756-100002	LOCK NUT M10 PLATED	2	2						

N:Old ↔ New, Q:Old ↔ New, R:Old ↔ New, S:Old ↔ New, W:Add, Z:Discontinued, F:Set Change, K:Q'ty Change
(C)Copy Rights YANMAR CO.,LTD and YANMAR AGRICULTURAL EQUIPMENT CO.,LTD.

Fig.66. DRAFT CONTROL

Fig. 66 DRAFT CONTROL



(A)=YM276
(B)=YM276D
(C)=

(D)=
(E)=
(F)=

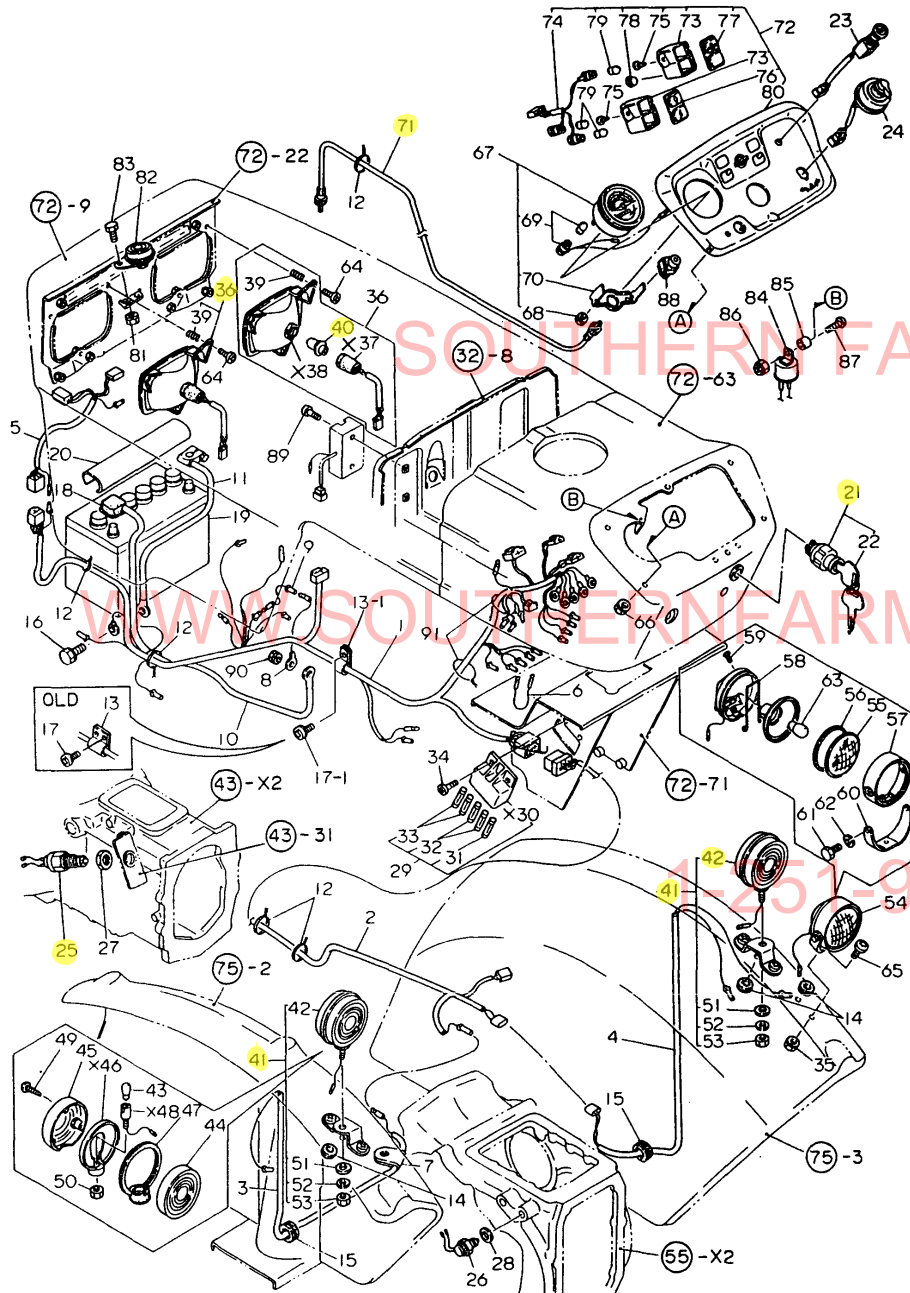
REF.	LEV.	PARTS NO.	DESCRIPTION	Q'TY						I	R
				(A)	(B)	(C)	(D)	(E)	(F)		
1	1	194170-47710-X	SPRING, SENSING	1	1						
1-1	1	194242-47711	SPRING, SENSING	1	1						N
		(A=T/# 20590) (B=T/# 41431)									
2	1	194170-47720-X	SPRING, SENSING	1	1						Z
		(A=T/# 20590) (B=T/# 41431)									
3	1	194170-47730-X	HINGE ASSY, TOP LINK	1	1						
4	2	194190-11520	BUSH 25X25	2	2						
6	1	194170-47740-X	COVER	1	1						
7	1	194320-47760	PIN 22	1	1						
8	1	194170-47770	PIN, HINGE	1	1						
9	1	194170-47780	STOPPER	1	1						
10	1	194170-47800	BOLT, SPRING ADJUST.	1	1						
12	2	24550-018200	BUSH 18X20	1	1						
13	1	194320-47860	BOLT	1	1						
14	1	194322-47910-X	BAR, LOCK	2	2						
15	1	194322-47920	BOLT, LOCK	2	2						
16	1	194322-47930-U	SPRING(L), LOCK BAR	1	1						
17	1	194322-47940-U	SPRING(R), LOCK BAR	1	1						
18	1	1A1104-53200	WASHER	1	1						
19	1	22217-060000	SPRING WASHER 6	2	2						
20	1	22217-100000	SPRING WASHER 10	1	1						
21	1	22217-140000	SPRING WASHER 14	4	4						
22	1	22272-000120	CIRCLIP E-12	2	2						
23	1	22351-030012	SPRING PIN 3X12	2	2						
24	1	22351-050036	SPRING PIN 5X36	1	1						
25	1	22351-100020	SPRING PIN 10X20	2	2						
26	1	24761-010000	NIPPLE M6F, GREASE	1	1						
27	1	26116-060082	BOLT M 6X 8 PLATED	2	2						
28	1	26126-140452	BOLT M14X 45 PLATED	2	2						
28-1	1	26116-140452	BOLT M14X 45 PLATED	2	2						N
		(A=T/# 20450) (B=T/# 40907)									
29	1	26126-140552	BOLT M14X 55 PLATED	2	2						
29-1	1	26116-140552	BOLT M14X 55 PLATED	2	2						N
		(A=T/# 20450) (B=T/# 40907)									
30	1	26726-140002	NUT M14	2	2						
30-1	1	26726-140002	NUT M14	1	1						K
		(A=FXXXXXX) (B=FXXXXXX)									
30-2	1	26716-140002	NUT M14	1	1						N
		(A=T/# 20450) (B=T/# 40907)									
31	1	26726-140002	NUT M14	1	1						
31-1	1	26716-140002	NUT M14	1	1						N
		(A=T/# 20450) (B=T/# 40907)									
32	1	26716-140002	NUT M14	1	1						W
		(A=T/# 20450) (B=T/# 40907)									

Fig.67. ELECTRIC PARTS(USA & S.AFRICA)

(A)=YM276
(B)=YM276D
(C)=

(D)=
(E)=
(F)=

Fig. 67 ELECTRIC PARTS (USA & SOUTH AFRICA)



REF.	LEV.	PARTS NO.	DESCRIPTION	(A)	(B)	(C)	(D)	(E)	(F)	Q'TY	I	R
1	1	194170-51110	HARNESS (A), WIRE	1	1							
1-1	1	194172-51111	HARNESS (A), WIRE	1	1							N
		(A=T/# 20493) (B=T/# 41002)										
2	1	194170-51120	HARNESS (B), WIRE	1	1							
3	1	194322-51130	HARNESS (C), WIRE	1	1							
4	1	194322-51140	HARNESS (D), WIRE	1	1							
4-1	1	194275-51141	HARNESS (D), WIRE	1	1							N
		(A=T/# 20563) (B=T/# 41364)										
5	1	194145-51150	HARNESS (E), WIRE	1	1							
6	1	194446-51160	WIRE, LEAD	1	1							
7	1	194145-51180	PLATE, EARTH	2	2							
8	1	194312-51210	WIRE, MAIN LEAD	1	1							
9	1	194312-51220	LINK, FUSIBLE	1	1							
9-1	1	194550-51220	LINK, FUSIBLE 0.85RED	1	1							N
		(A=T/# 20558) (B=T/# 41292)										
10	1	194080-51411	CABLE, BATTERY	1	1							
11	1	194420-51420	CABLE, BATTERY EARTH	1	1							
12	1	194150-51620	CLAMP, WIRE HARNESS	7	7							
12-1	1	121750-59890	RETAINER	5	5							N
		(A=*1981.06) (B=*1981.06)										
13	1	194145-51650	CLAMP (C)	1	1							
13-1	1	194440-51630	CLAMP, WIRE HARNESS	1	1							N
		(A=T/# 20493) (B=T/# 41002)										
13-2	1	194271-51650	CLAMP, HARNESS	1	1							N
		(A=T/# 20563) (B=T/# 41351)										
14	1	194080-58810	GROMMET 8	3	3							
15	1	194080-58820	GROMMET 15	2	2							
16	1	26013-060162	BOLT M 6X 16	1	1							
16-1	1	26014-060122	BOLT M 6X 12	1	1							N
		(A=T/# 20430) (B=T/# 40849)										
16-2	1	26106-060122	BOLT M 6X 12 PLATED	1	1							N
		(A=T/# 20648) (B=T/# 41690)										
17	1	26022-060142	SCREW M 6X 14	2	2							
17-1	1	26014-060162	BOLT M 6X 16	2	2							N
		(A=T/# 20561) (B=T/# 41337)										
17-2	1	26106-060122	BOLT M 6X 12 PLATED	2	2							N
		(A=T/# 20648) (B=T/# 41690)										
18	1	194080-51430	INSULATOR	1	1							Z
		(A=T/# 20553) (B=T/# 41276)										
19	1	194240-51501	BATTERY (N70Z-TP)	1	1							
19-1	1	194240-51510	BATTERY N70Z	1	1							R
		(A=T/# 20611) (B=T/# 41544)										
20	1	194150-51550	COVER, BATTERY	1	1							
21	1	194322-52110	SWITCH, STARTING	1	1							
22	2	194155-52190	KEY	2	2							
23	1	194420-52120	SWITCH, LIGHTING	1	1							
24	1	194170-52130	SWITCH, TURN SIGNAL	1	1							
25	1	194440-52190	SWITCH, SAFETY START	1	1							
25-1	1	194440-52191	SWITCH, SAFETY START	1	1							N
		(A=T/# 20590) (B=T/# 41430)										
26	1	194464-52190	SWITCH, SAFETY START	1	1							

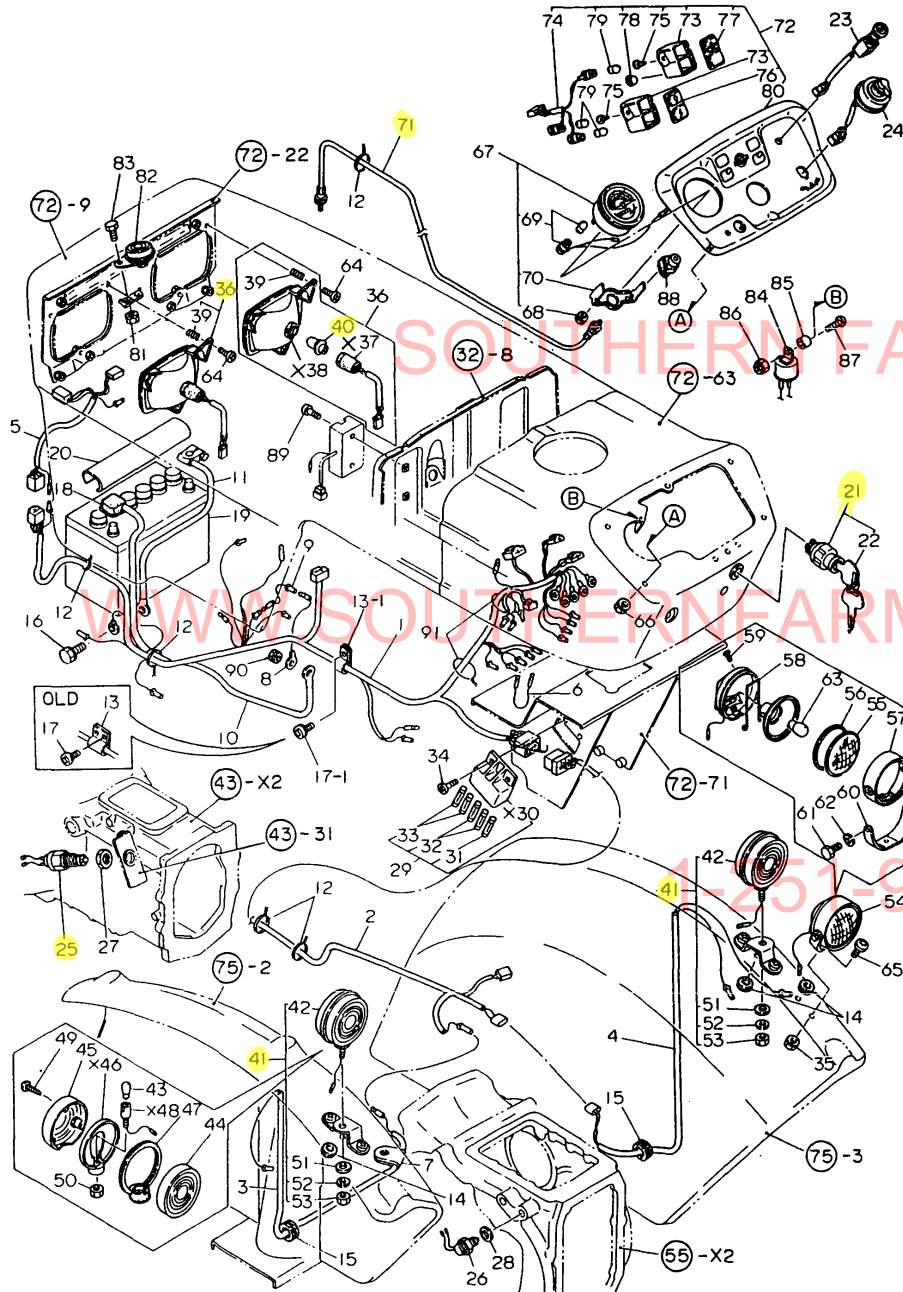
N:Old ↔ New, Q:Old ↔ New, R:Old ↔ New, S:Old ↔ New, W:Add, Z:Discontinued, F:Set Change, K:Q'ty Change
++ CONTINUE ++ (C)Copy Rights YANMAR CO.,LTD and YANMAR AGRICULTURAL EQUIPMENT CO.,LTD.

Fig.67. ELECTRIC PARTS(USA & S.AFRICA)

(A)=YM276
(B)=YM276D
(C)=

(D)=
(E)=
(F)=

Fig. 67 ELECTRIC PARTS (USA & SOUTH AFRICA)



REF.	LEV.	PARTS NO.	DESCRIPTION	Q'TY						I	R
				(A)	(B)	(C)	(D)	(E)	(F)		
27	1	194240-52210	NUT M22	1	1						
28	1	23414-180023	GASKET 18	1	1						
29	1	194145-52400	BOX ASSY, FUSE	1	1						
29-1	1	194440-52400	BOX ASSY, FUSE	1	1						N
		(A=*1982.01) (B=*1982.01)									
31	2	194145-52820	FUSE 5A	1	1						
31-1	2	29411-050000	FUSE (5A),CARTRIDGE	1	1						R
		(A=T/# 20627) (B=T/# 41570)									
32	2	194145-52830	FUSE 10A	2	2						
32-1	2	29411-100000	FUSE (10A),CARTRIDGE	2	2						R
		(A=T/# 20627) (B=T/# 41570)									
33	2	194145-52840	FUSE 15A	2	2						
33-1	2	29411-150000	FUSE (15A),CARTRIDGE	2	2						R
		(A=T/# 20627) (B=T/# 41570)									
34	1	26587-060202	SCREW M 6X 20	2	2						
35	1	194990-22050	NUT W/WASHER 8	1	1						
36	1	194145-53200	LIGHT ASSY, HEAD	2	2						
39	2	194145-53310	SPRING	6	6						
40	2	194155-55810	BULB 12V-35/25W	2	2						
41	1	794275-53401	LAMP ASSY, WORKING	2	2						
42	2	194275-53401	LAMP ASSY, WORKING	2	2						
43	3	194275-53410	BULB	2	2						
44	3	194275-53421	LENS	2	2						
45	3	194275-53431	LENS	2	2						
47	3	194275-53451	GASKET	2	2						
49	3	194275-53481	SCREW	6	6						
50	3	26756-100002	LOCK NUT M10 PLATED	2	2						
51	2	22137-100000	WASHER 10,POLISHED	2	2						
52	2	22217-100000	SPRING WASHER 10	2	2						
53	2	26716-100002	NUT M10	2	2						
54	1	794081-54101	LAMP ASSY, WORKING	1	1						
55	2	194081-54110	LENS	1	1						
56	2	194081-54120	GASKET	1	1						
57	2	194081-54131	RIM	1	1						
58	2	194081-54151	SPRING	1	1						
59	2	194081-54210	SCREW	1	1						
60	2	194081-54221	STAY	1	1						
61	2	194081-54230	BOLT M6X 12	2	2						
62	2	194081-54240	SPRING WASHER 6	2	2						
63	2	194081-55820	BULB 12V-20W	1	1						
64	1	26557-050252	SCREW M 5X 25	6	6						
65	1	26587-080162	SCREW M 8X 16	1	1						
66	1	194990-22030	NUT W/WASHER 5	6	6						
67	1	194170-56100	HOUR-METER ASSY	1	1						
68	2	194990-22030	NUT W/WASHER 5	2	2						
69	2	194170-56130	CORD W/BULB 12V-1.7W	1	1						
70	2	194080-56170	FITTING	1	1						
70-1	2	194170-56170	FITTINGS	1	1						S
		(A=*1980.12) (B=*1980.12)									
71	1	194145-56901	CABLE, HOUR-METER	1	1						
71-1	1	194275-56900	CABLE, HOUR-METER	1	1						N

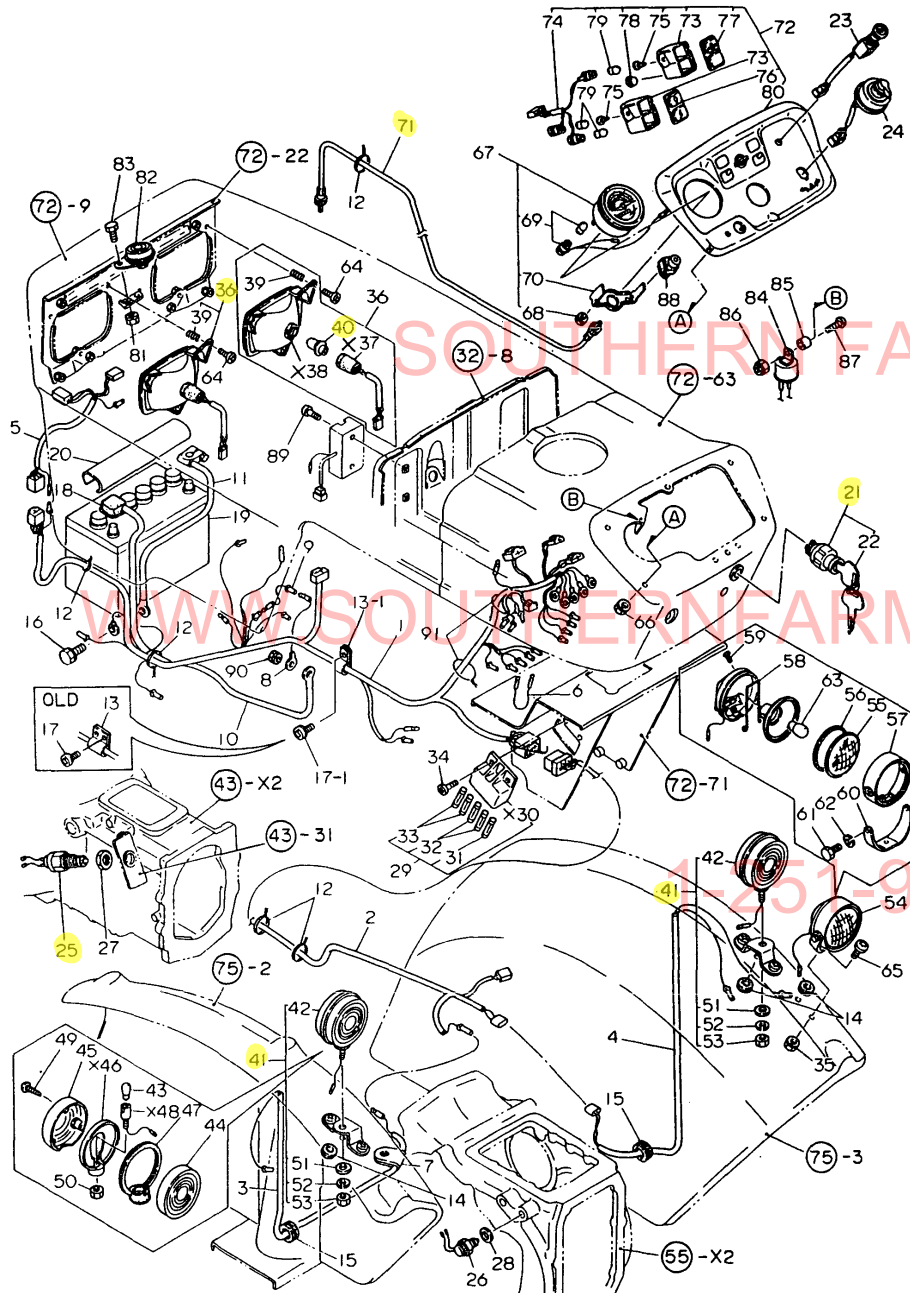
N:Old ↔ New, Q:Old ↔ New, R:Old ↔ New, S:Old ↔ New, W:Add, Z:Discontinued, F:Set Change, K:Q'ty Change
++ CONTINUE ++ (C)Copy Rights YANMAR CO.,LTD and YANMAR AGRICULTURAL EQUIPMENT CO.,LTD.

Fig.67. ELECTRIC PARTS(USA & S.AFRICA)

(A)=YM276
(B)=YM276D
(C)=

(D)=
(E)=
(F)=

Fig. 67 ELECTRIC PARTS (USA & SOUTH AFRICA)



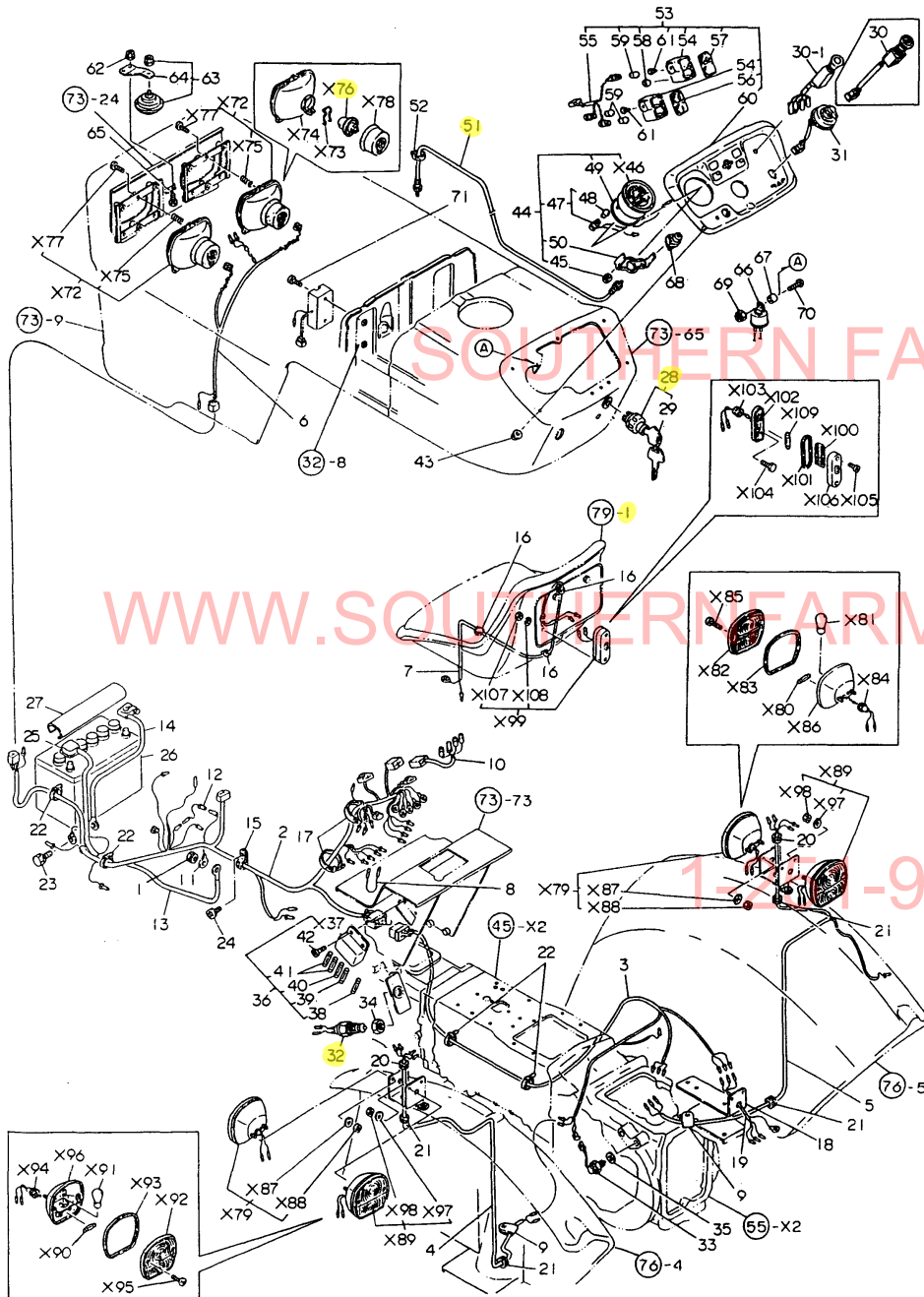
REF.	LEV.	PARTS NO.	DESCRIPTION	Q'TY						I	R
				(A)	(B)	(C)	(D)	(E)	(F)		
		(A=*1981.11) (B=*1981.11)									
72	1	194170-61600	DASHBOARD ASSY	1	1						
73	2	194170-55120	BOX, PILOT	2	2						
74	2	194170-55130	CORD	1	1						
75	2	22857-400120	SCREW 4X12	4	4						
76	2	194170-55150	LENS (A)	1	1						
77	2	194170-55160	LENS (B)	1	1						
78	2	194170-55170	COVER	1	1						
79	2	194155-55820	BULB 12V-1.7W	3	3						
80	2	194170-61610	PANEL, DASHBOARD	1	1						
81	1	194990-22040	NUT W/WASHER 6	2	2						
82	1	194151-57100	HORN	1	1						
83	1	26116-060122	BOLT M 6X 12	2	2						
83-1	1	26106-060122	BOLT M 6X 12 PLATED	2	2						N
		(A=T/# 20648) (B=T/# 41690)									
84	1	194080-57202	RELAY	1	1						
85	1	194151-57210	SPACER	1	1						
86	1	26346-050002	U-NUT M 4 PLATED	1	1						
87	1	26557-050162	SCREW M 5X 16	1	1						
88	1	194464-57250	RELAY, LAMP CHECK	1	1						
89	1	26557-060302	SCREW M 6X 30	2	2						
90	1	194990-22140	NUT W/WASHER 8	1	1						
90-1	1	194990-22050	NUT W/WASHER 8	1	1						N
		(A=T/# 20430) (B=T/# 40844)									
91	1	194250-51660	BAND 250	2	2						W
		(A=*1981.06) (B=*1981.06)									

Fig.68. ELECTRIC PARTS(FRANCE)

(A)=YM276
(B)=YM276D
(C)=

(D)=
(E)=
(F)=

Fig. 68 ELECTRIC PARTS (FRANCE)



REF.	LEV.	PARTS NO.	DESCRIPTION	Q'TY						I R
				(A)	(B)	(C)	(D)	(E)	(F)	
1	1	194990-22050	NUT W/WASHER 8	1	1					W
		(A=*) (B=*)								
2	1	194172-51110	HARNESS (A), WIRE	1	1					S
2-1	1	194172-51111	HARNESS (A), WIRE	1	1					
		(A=T/# 20493) (B=T/# 41002)								
3	1	194172-51120	HARNESS (B), WIRE	1	1					
4	1	194324-51131	HARNESS (C), WIRE	1	1					
5	1	194324-51141	HARNESS (D), WIRE	1	1					
6	1	194324-51151	HARNESS (E), WIRE	1	1					
7	1	194436-51160	HARNESS, LAMP	1	1					
8	1	194446-51160	WIRE, LEAD	1	1					
9	1	194145-51180	PLATE, EARTH	2	2					
10	1	194292-51191	WIRE, LEAD	1	1					W
		(A=T/# 20493) (B=T/# 41002)								
11	1	194312-51210	WIRE, MAIN LEAD	1	1					
12	1	194312-51220	LINK, FUSIBLE	1	1					
12-1	1	194550-51220	LINK, FUSIBLE 0.85RED	1	1					N
		(A=T/# 20558) (B=T/# 41292)								
13	1	194080-51411	CABLE, BATTERY	1	1					
14	1	194420-51420	CABLE, BATTERY EARTH	1	1					
15	1	194440-51630	CLAMP, WIRE HARNESS	1	1					
15-1	1	194271-51650	CLAMP, HARNESS	1	1					N
		(A=T/# 20563) (B=T/# 41351)								
16	1	194242-51660	CLAMP, WIRE HARNESS	3	3					
17	1	194250-51660	BAND 250	2	2					
18	1	194270-51701-X	BRACKET, SOCKET	1	1					
19	1	194240-51820	HARNESS, SOCKET	1	1					
20	1	194448-58810	GROMMET 8	2	2					
20-1	1	194448-58811	GROMMET 15	2	2					S
		(A=*1982.) (B=*1982.)								
21	1	194080-58820	GROMMET 15	4	4					
22	1	121750-59890	RETAINER	4	4					
23	1	26013-060162	BOLT M 6X 16	1	1					
23-1	1	26014-060122	BOLT M 6X 12	1	1					N
		(A=T/# 20430) (B=T/# 40849)								
23-2	1	26106-060122	BOLT M 6X 12 PLATED	1	1					N
		(A=T/# 20648) (B=T/# 41690)								
24	1	26022-060142	SCREW M 6X 14	1	1					
24-1	1	26014-060162	BOLT M 6X 16	2	2					N
		(A=T/# 20561) (B=T/# 41337)								
24-2	1	26106-060122	BOLT M 6X 12 PLATED	2	2					N
		(A=T/# 20648) (B=T/# 41690)								
25	1	194080-51430	INSULATOR	1	1					Z
		(A=T/# 20553) (B=T/# 41276)								
26	1	194240-51501	BATTERY (N70Z-TP)	1	1					
26-1	1	194240-51510	BATTERY N70Z	1	1					R
		(A=T/# 20611) (B=T/# 41544)								
27	1	194150-51550	COVER, BATTERY	1	1					
28	1	194322-52110	SWITCH, STARTING	1	1					
29	2	194155-52190	KEY	2	2					
30	1	194420-52120	SWITCH, LIGHTING	1	1					

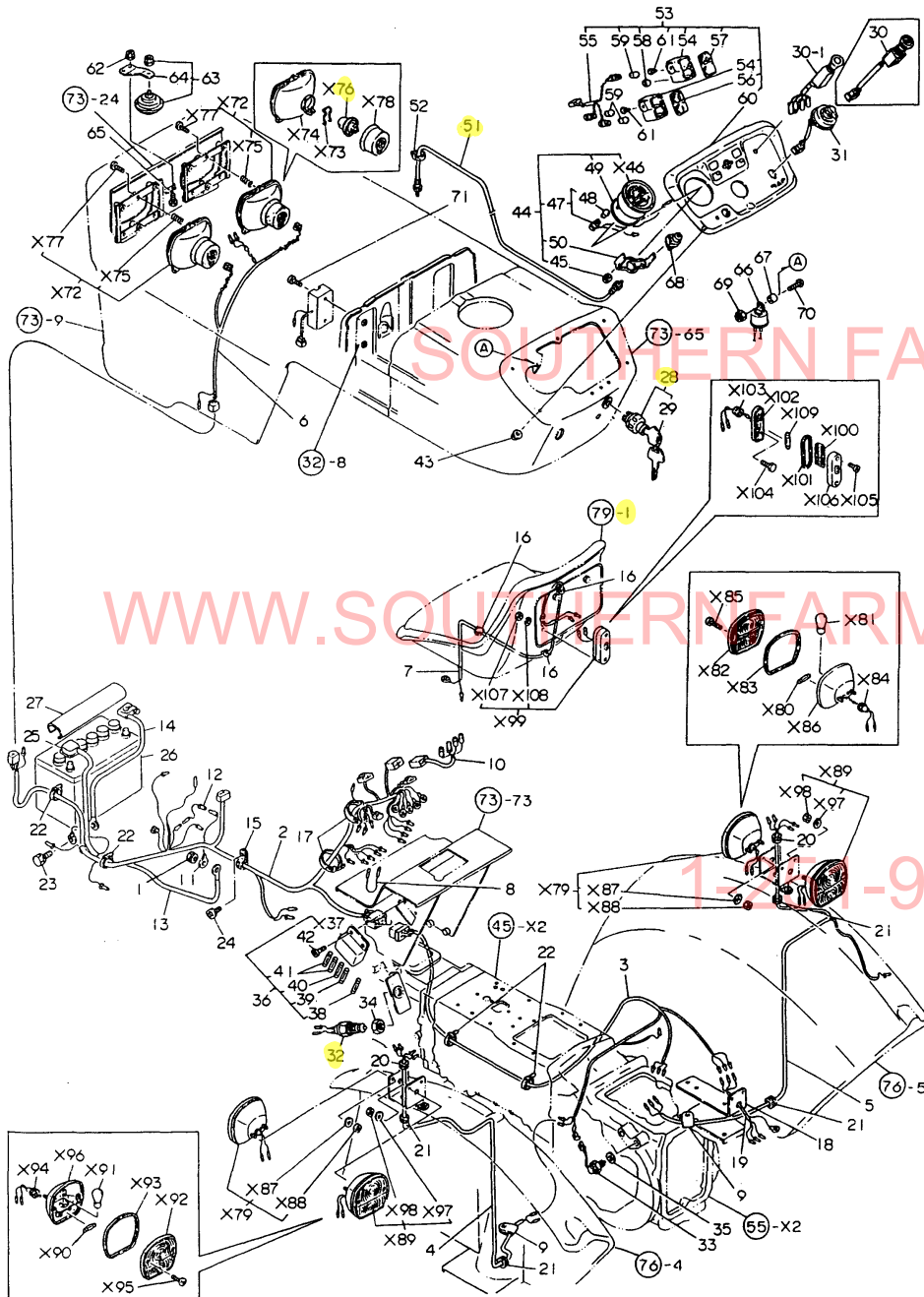
N:Old ↔ New, Q:Old ↔ New, R:Old ↔ New, S:Old ↔ New, W:Add, Z:Discontinued, F:Set Change, K:Q'ty Change
++ CONTINUE ++
(C)Copy Rights YANMAR CO.,LTD and YANMAR AGRICULTURAL EQUIPMENT CO.,LTD.

Fig.68. ELECTRIC PARTS(FRANCE)

(A)=YM276
(B)=YM276D
(C)=

(D)=
(E)=
(F)=

Fig. 68 ELECTRIC PARTS (FRANCE)



REF.	LEV.	PARTS NO.	DESCRIPTION	Q'TY						I R
				(A)	(B)	(C)	(D)	(E)	(F)	
30-1	1	194240-52120	SWITCH, LIGHTING	1	1					S
		(A=T/# 20539) (B=T/# 41204)								
31	1	194170-52130	SWITCH, TURN SIGNAL	1	1					
32	1	194440-52190	SWITCH, SAFETY START	1	1					
32-1	1	194440-52191	SWITCH, SAFETY START	1	1					N
		(A=T/# 20590) (B=T/# 41430)								
33	1	194464-52190	SWITCH, SAFETY START	1	1					
34	1	194240-52210	NUT M22	1	1					
35	1	23414-180023	GASKET 18	1	1					
36	1	194240-52400	BOX ASSY, FUSE	1	1					
38	2	194145-52820	FUSE 5A	1	1					
38-1	2	29411-050000	FUSE (5A),CARTRIDGE	1	1					R
		(A=T/# 20627) (B=T/# 41570)								
39	2	194145-52830	FUSE 10A	1	1					
39-1	2	29411-100000	FUSE (10A),CARTRIDGE	1	1					R
		(A=T/# 20627) (B=T/# 41570)								
40	2	194145-52840	FUSE 15A	1	1					
40-1	2	29411-150000	FUSE (15A),CARTRIDGE	1	1					R
		(A=T/# 20627) (B=T/# 41570)								
41	2	194145-52850	FUSE 20A	2	2					
41-1	2	29411-200000	FUSE (20A),CARTRIDGE	2	2					R
		(A=T/# 20627) (B=T/# 41570)								
42	1	26587-060202	SCREW M 6X 20	2	2					
43	1	194990-22030	NUT W/WASHER 5	6	6					
44	1	194170-56100	HOURL-METER ASSY	1	1					
45	2	194990-22030	NUT W/WASHER 5	2	2					
47	2	194170-56130	CORD W/BULB 12V-1.7W	1	1					
48	3	194155-55820	BULB 12V-1.7W	1	1					
49	2	194080-56150	RUBBER	1	1					
50	2	194170-56170	FITTINGS	1	1					
51	1	194275-56900	CABLE, HOUR-METER	1	1					
52	1	121750-59890	RETAINER	1	1					
53	1	194170-61600	DASHBOARD ASSY	1	1					
54	2	194170-55120	BOX, PILOT	2	2					
55	2	194170-55130	CORD	1	1					
56	2	194170-55150	LENS (A)	1	1					
57	2	194170-55160	LENS (B)	1	1					
58	2	194170-55170	COVER	1	1					
59	2	194155-55820	BULB 12V-1.7W	3	3					
60	2	194170-61610	PANEL, DASHBOARD	1	1					
61	2	22857-400120	SCREW 4X12	4	4					
62	1	194990-22040	NUT W/WASHER 6	2	2					
63	1	194340-57100	HORN ASSY	1	1					
64	2	194340-57110	BRACKET	1	1					
65	1	26116-060122	BOLT M 6X 12	2	2					
66	1	194080-57202	RELAY	1	1					
67	1	194151-57210	SPACER	1	1					
68	1	194464-57250	RELAY, LAMP CHECK	1	1					
69	1	26346-050002	U-NUT M 4 PLATED	1	1					
70	1	26557-050162	SCREW M 5X 16	1	1					
71	1	26557-060302	SCREW M 6X 30	2	2					

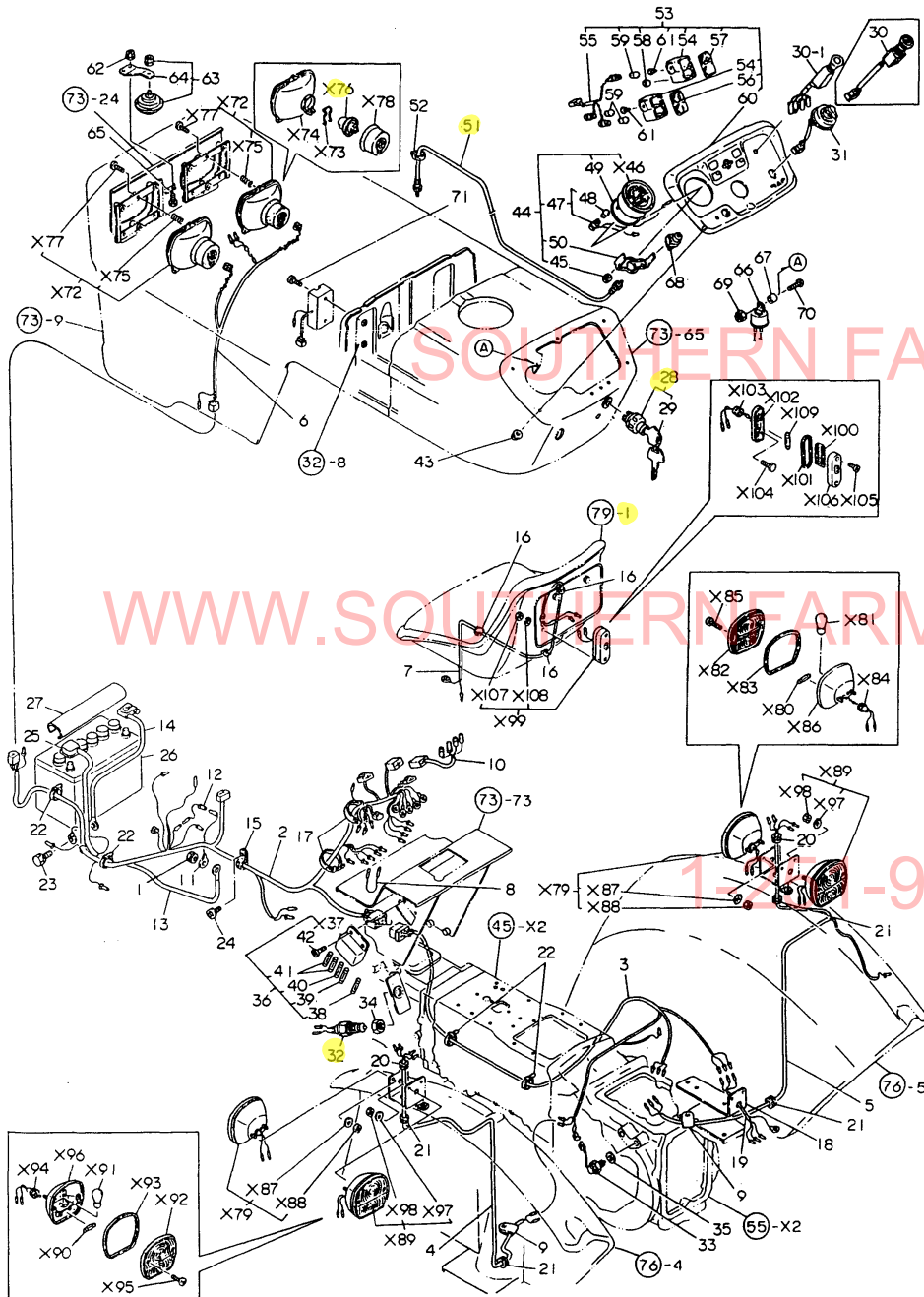
N:Old ↔ New, Q:Old ↔ New, R:Old ↔ New, S:Old ↔ New, W:Add, Z:Discontinued, F:Set Change, K:Q'ty Change
 ++ CONTINUE ++
 (C)Copy Rights YANMAR CO.,LTD and YANMAR AGRICULTURAL EQUIPMENT CO.,LTD.

Fig.68. ELECTRIC PARTS(FRANCE)

(A)=YM276
(B)=YM276D
(C)=

(D)=
(E)=
(F)=

Fig. 68 ELECTRIC PARTS (FRANCE)



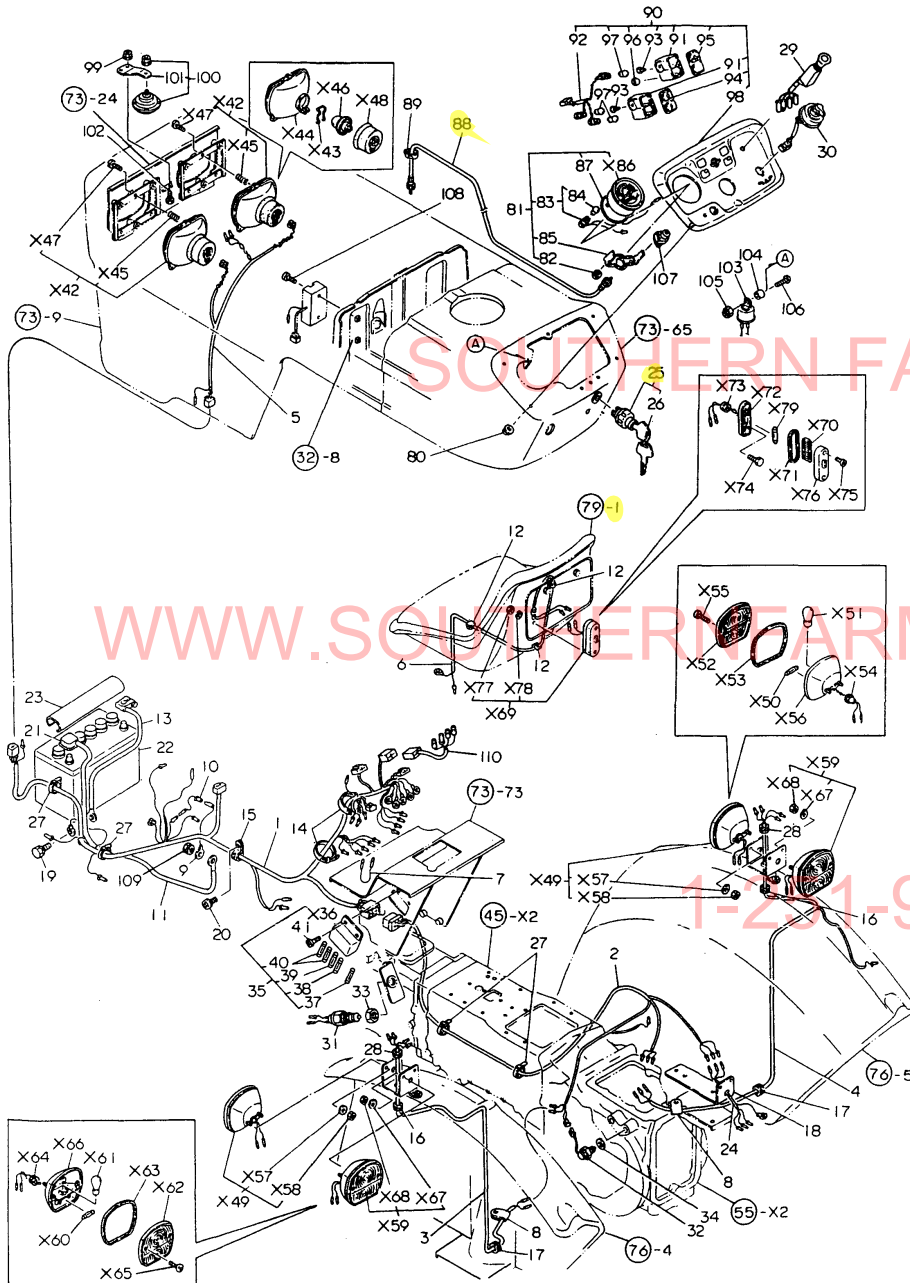
REF.	LEV.	PARTS NO.	DESCRIPTION	Q'TY						I	R
				(A)	(B)	(C)	(D)	(E)	(F)		
72	1	194436-53100	LAMP ASSY, HEAD	2	2						1
73	2	194436-53120	CLIP	2	2						1
74	2	*REF.68=72	LIGHT UNIT	2	2						1
75	2	194436-53130	SPRING	6	6						1
76	2	194436-53110	BULB 12V-45/40	2	2						1
77	2	194436-53140	SCREW	6	6						1
78	2	194436-53150	BOOT, RUBBER	2	2						1
79	1	194436-53600	LAMP, CLEARANCE	2	2						1
80	2	194436-53650	BULB 12V-4W	2	2						1
81	2	194436-53640	BULB 12V-21W	2	2						1
82	2	194436-53630	LENS	2	2						1
83	2	194436-53610	GASKET	2	2						1
84	2	194436-53620	GROMMET	2	2						1
85	2	26557-040202	SCREW M 4X 20	4	4						1
86	2	194436-53660	BODY	2	2						1
87	2	194436-53670	WASHER 5	4	4						1
88	2	26716-050002	NUT M 5	4	4						1
89	1	194436-53700	LAMP, CLEARANCE	2	2						1
90	2	194436-53650	BULB 12V-4W	2	2						1
91	2	194436-53640	BULB 12V-21W	2	2						1
92	2	194436-53710	LENS	2	2						1
93	2	194436-53610	GASKET	2	2						1
94	2	194436-53620	GROMMET	2	2						1
95	2	26557-040202	SCREW M 4X 20	4	4						1
96	2	194436-53660	BODY	2	2						1
97	2	194436-53670	WASHER 5	4	4						1
98	2	26716-050002	NUT M 5	4	4						1
99	1	194436-53800	LAMP, LICENSE	1	1						1
100	2	*REF.68=99	LENS	1	1						1
101	2	*REF.68=99	GASKET	1	1						1
102	2	194436-53810	BODY	1	1						1
103	2	*REF.68=99	GROMMET	1	1						1
104	2	26116-050162	BOLT M 5X 16 PLATED	2	2						1
105	2	194436-53820	SCREW	2	2						1
106	2	*REF.68=99	COVER	1	1						1
107	2	26716-050002	NUT M 5	2	2						1
108	2	22217-050000	SPRING WASHER 5	2	2						1
109	2	194436-53650	BULB 12V-4W	1	1						1

Fig.69. ELECTRIC PARTS(EUROPE)

(A)=YM276
(B)=YM276D
(C)=

(D)=
(E)=
(F)=

Fig. 69 ELECTRIC PARTS (EUROPE)



X-MARK PARTS : NOT SOLD SEPARATELY

REF.	LEV.	PARTS NO.	DESCRIPTION	Q'TY						I	R
				(A)	(B)	(C)	(D)	(E)	(F)		
1	1	194172-51111	HARNES (A), WIRE	1	1						
2	1	194172-51120	HARNES (B), WIRE	1	1						
3	1	194324-51131	HARNES (C), WIRE	1	1						
4	1	194324-51141	HARNES (D), WIRE	1	1						
5	1	194324-51151	HARNES (E), WIRE	1	1						
6	1	194436-51160	HARNES, LAMP	1	1						
7	1	194446-51160	WIRE, LEAD	1	1						
8	1	194145-51180	PLATE, EARTH	2	2						
9	1	194312-51210	WIRE, MAIN LEAD	1	1						
10	1	194550-51220	LINK,FUSIBLE 0.85RED	1	1						
11	1	194080-51411	CABLE, BATTERY	1	1						
12	1	194242-51660	CLAMP, WIRE HARNES	3	3						
13	1	194420-51420	CABLE, BATTERY EARTH	1	1						
14	1	194250-51660	BAND 250	2	2						
15	1	194440-51630	CLAMP, WIRE HARNES	1	1						
15-1	1	194271-51650	CLAMP, HARNES	1	1						N
		(A=T/# 20563) (B=T/# 41351)									
16	1	194080-58820	GROMMET 15	2	2						
17	1	194080-58820	GROMMET 15	2	2						
18	1	194270-51701-X	BRACKET, SOCKET	1	1						
19	1	26014-060122	BOLT M 6X 12	1	1						
19-1	1	26106-060122	BOLT M 6X 12 PLATED	1	1						N
		(A=T/# 20648) (B=T/# 41690)									
20	1	26022-060142	SCREW M 6X 14	1	1						
20-1	1	26014-060162	BOLT M 6X 16	2	2						N
		(A=T/# 20561) (B=T/# 41337)									
20-2	1	26106-060122	BOLT M 6X 12 PLATED	2	2						N
		(A=T/# 20648) (B=T/# 41690)									
21	1	194080-51430	INSULATOR	1	1						Z
		(A=T/# 20553) (B=T/# 41276)									
22	1	194240-51501	BATTERY (N70Z-TP)	1	1						
22-1	1	194240-51510	BATTERY N70Z	1	1						R
		(A=T/# 20611) (B=T/# 41544)									
23	1	194150-51550-X	COVER, BATTERY	1	1						
24	1	194240-51820	HARNES, SOCKET	1	1						
25	1	194322-52110	SWITCH, STARTING	1	1						
26	2	194155-52190	KEY	2	2						
27-1	1	121750-59890	RETAINER	4	4						
28	1	194448-58811	GROMMET 15	2	2						
29	1	194240-52120	SWITCH, LIGHTING	1	1						
30	1	194170-52130	SWITCH, TURN SIGNAL	1	1						
31	1	194440-52190	SWITCH, SAFETY START	1	1						
31-1	1	194440-52191	SWITCH, SAFETY START	1	1						N
		(A=T/# 20590) (B=T/# 41430)									
32	1	194464-52190	SWITCH, SAFETY START	1	1						
33	1	194240-52210	NUT M22	1	1						
34	1	23414-180023	GASKET 18	1	1						
35	1	194240-52400	BOX ASSY, FUSE	1	1						
37	2	194145-52820	FUSE 5A	1	1						
37-1	2	29411-050000	FUSE (5A),CARTRIDGE	1	1						R
		(A=T/# 20627) (B=T/# 41570)									

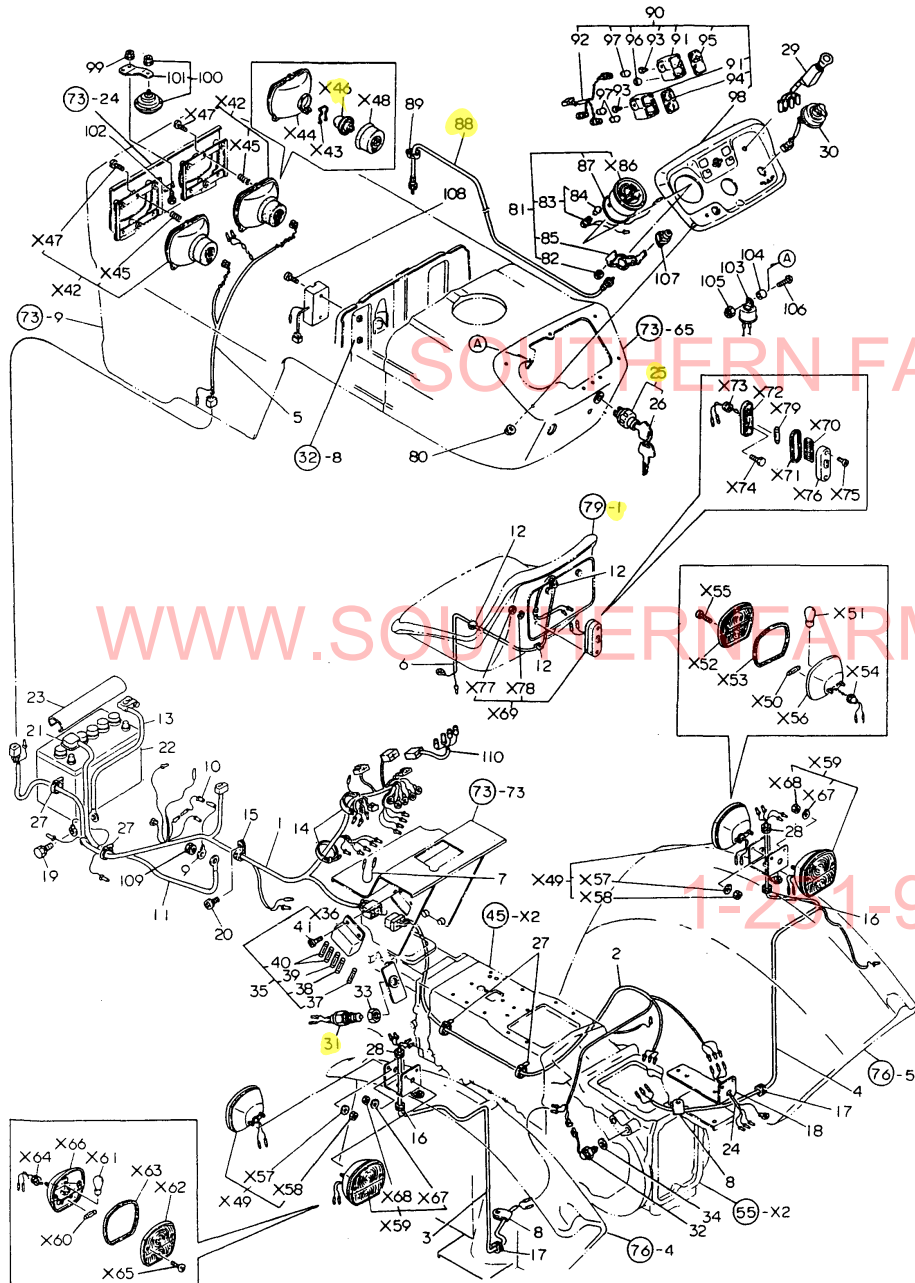
N:Old ↔ New, Q:Old ↔ New, R:Old ↔ New, S:Old ↔ New, W:Add, Z:Discontinued, F:Set Change, K:Q'ty Change
++ CONTINUE ++
(C)Copy Rights YANMAR CO.,LTD and YANMAR AGRICULTURAL EQUIPMENT CO.,LTD.

Fig.69. ELECTRIC PARTS(EUROPE)

(A)=YM276
(B)=YM276D
(C)=

(D)=
(E)=
(F)=

Fig. 69 ELECTRIC PARTS (EURDPE)



X-MARK PARTS : NOT SOLD SEPARATELY

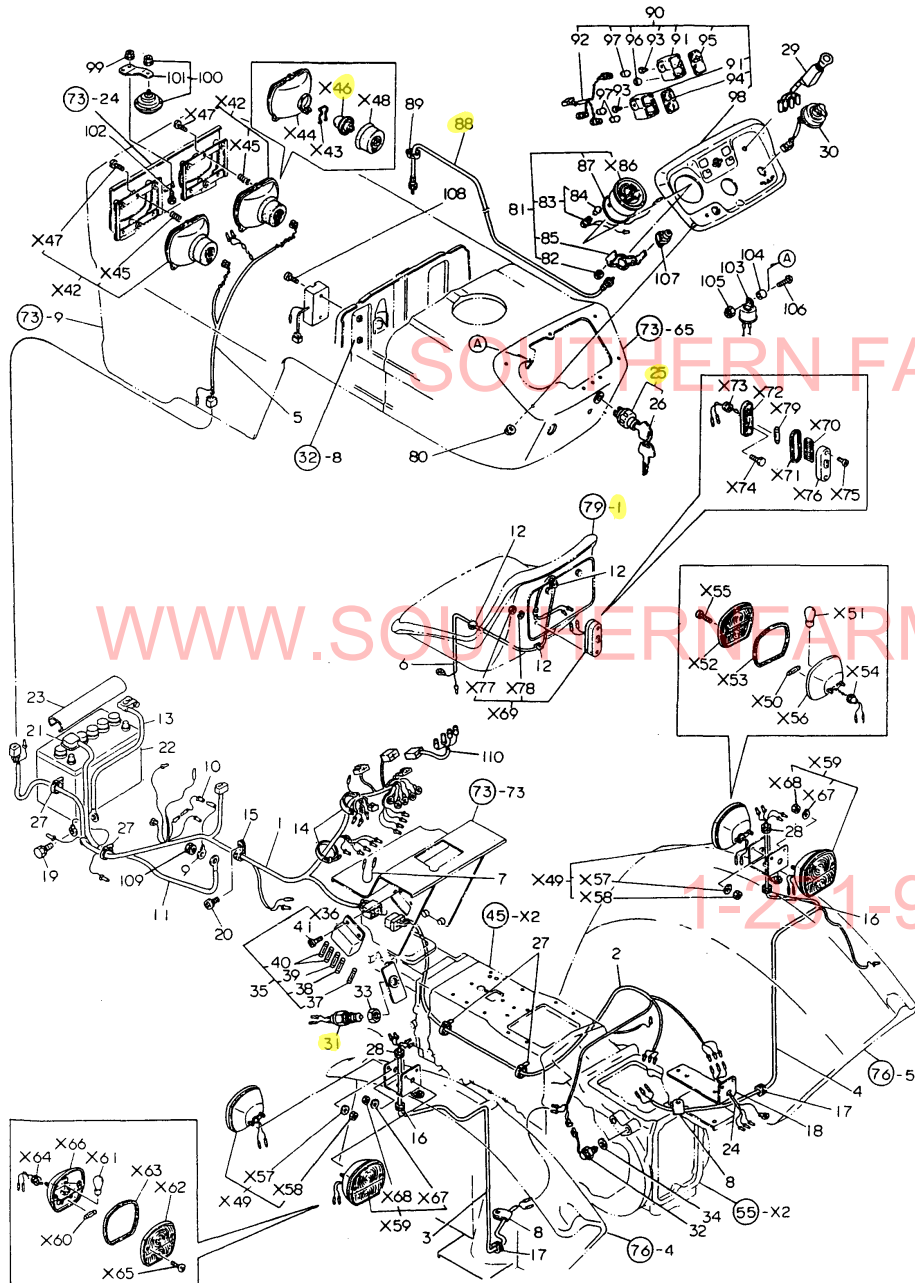
REF.	LEV.	PARTS NO.	DESCRIPTION	Q'TY						I	R
				(A)	(B)	(C)	(D)	(E)	(F)		
38	2	194145-52830	FUSE 10A	1	1						
38-1	2	29411-100000	FUSE (10A),CARTRIDGE	1	1						R
				(A=T/# 20627)		(B=T/# 41570)					
39	2	194145-52840	FUSE 15A	1	1						
39-1	2	29411-150000	FUSE (15A),CARTRIDGE	1	1						R
				(A=T/# 20627)		(B=T/# 41570)					
40	2	194145-52850	FUSE 20A	2	2						
40-1	2	29411-200000	FUSE (20A),CARTRIDGE	2	2						R
				(A=T/# 20627)		(B=T/# 41570)					
41	1	26587-060202	SCREW M 6X 20	2	2						
42	1	194436-53100	LAMP ASSY, HEAD	2	2						1
43	2	194436-53120	CLIP	2	2						1
45	2	194436-53130	SPRING	6	6						1
46	2	194436-53110	BULB 12V-45/40	2	2						1
47	2	194436-53140	SCREW	6	6						1
48	2	194436-53150	BOOT, RUBBER	2	2						1
49	1	194436-53600	LAMP, CLEARANCE	2	2						1
50	2	194436-53650	BULB 12V-4W	2	2						1
51	2	194436-53640	BULB 12V-21W	2	2						1
52	2	194436-53630	LENS	2	2						1
53	2	194436-53610	GASKET	2	2						1
54	2	194436-53620	GROMMET	2	2						1
55	2	26557-040202	SCREW M 4X 20	4	4						1
56	2	194436-53660	BODY	2	2						1
57	2	194436-53670	WASHER 5	4	4						1
58	2	26716-050002	NUT M 5	4	4						1
59	1	194436-53700	LAMP, CLEARANCE	2	2						1
60	2	194436-53650	BULB 12V-4W	2	2						1
61	2	194436-53640	BULB 12V-21W	2	2						1
62	2	194436-53710	LENS	2	2						1
63	2	194436-53610	GASKET	2	2						1
64	2	194436-53620	GROMMET	2	2						1
65	2	26557-040202	SCREW M 4X 20	4	4						1
66	2	194436-53660	BODY	2	2						1
67	2	194436-53670	WASHER 5	4	4						1
68	2	26716-050002	NUT M 5	4	4						1
69	1	194436-53800	LAMP, LICENSE	1	1						1
70	2	*REF.69=69	LENS	1	1						1
71	2	*REF.69=69	GASKET	1	1						1
72	2	194436-53810	BODY	1	1						1
73	2	*REF.69=69	GROMMET	1	1						1
74	2	26116-050162	BOLT M 5X 16 PLATED	2	2						1
75	2	194436-53820	SCREW	2	2						1
76	2	*REF.69=69	COVER	1	1						1
77	2	26716-050002	NUT M 5	2	2						1
78	2	22217-050000	SPRING WASHER 5	2	2						1
79	2	194436-53650	BULB 12V-4W	1	1						1
80	1	194990-22030	NUT W/WASHER 5	6	6						1
81	1	194170-56100	HOUR-METER ASSY	1	1						1
82	2	194990-22030	NUT W/WASHER 5	2	2						1
83	2	194170-56130	CORD W/BULB 12V-1.7W	1	1						1

Fig.69. ELECTRIC PARTS(EUROPE)

(A)=YM276
(B)=YM276D
(C)=

(D)=
(E)=
(F)=

Fig. 69 ELECTRIC PARTS (EUROPE)



X-MARK PARTS : NOT SOLD SEPARATELY

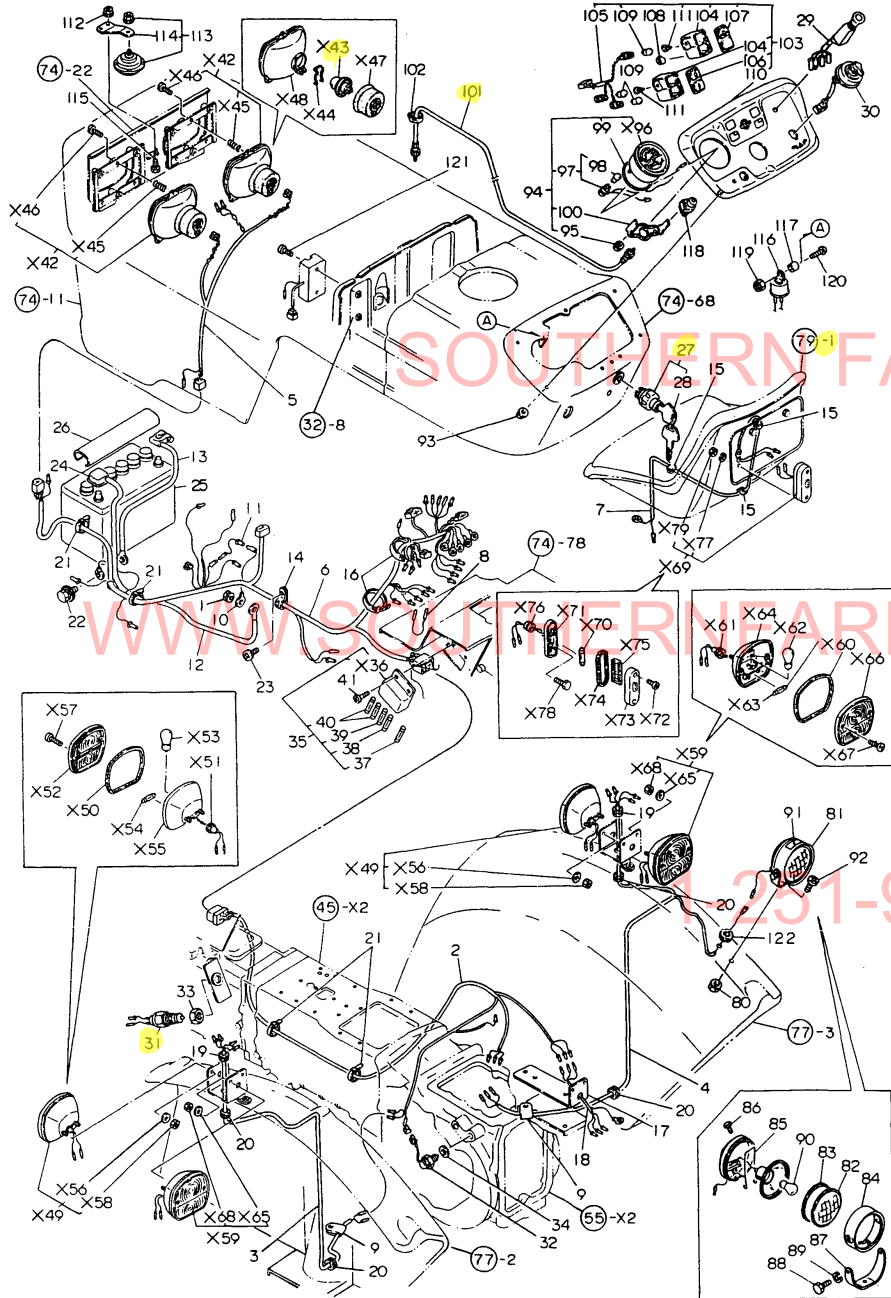
REF.	LEV.	PARTS NO.	DESCRIPTION	Q'TY						I	R
				(A)	(B)	(C)	(D)	(E)	(F)		
84	3	194155-55820	BULB 12V-1.7W	1	1						
85	2	194170-56170	FITTINGS	1	1						
87	2	194080-56150	RUBBER	1	1						
88	1	194275-56900	CABLE, HOUR-METER	1	1						
89	1	121750-59890	RETAINER	1	1						
90	1	194170-61600	DASHBOARD ASSY	1	1						
91	2	194170-55120	BOX, PILOT	2	2						
92	2	194170-55130	CORD	1	1						
93	2	22857-400120	SCREW 4X12	4	4						
94	2	194170-55150	LENS (A)	1	1						
95	2	194170-55160	LENS (B)	1	1						
96	2	194170-55170	COVER	1	1						
97	2	194155-55820	BULB 12V-1.7W	3	3						
98	2	194170-61610	PANEL, DASHBOARD	1	1						
99	1	194990-22040	NUT W/WASHER 6	2	2						
100	1	194340-57100	HORN ASSY	1	1						
101	2	194340-57110	BRACKET	1	1						
102	1	26116-060122	BOLT M 6X 12	2	2						
103	1	194080-57202	RELAY	1	1						
104	1	194151-57210	SPACER	1	1						
105	1	26346-050002	U-NUT M 4 PLATED	1	1						
106	1	26557-050162	SCREW M 5X 16	1	1						
107	1	194464-57250	RELAY, LAMP CHECK	1	1						
108	1	26557-060302	SCREW M 6X 30	2	2						
109	1	194990-22050	NUT W/WASHER 8	1	1						
110	1	194292-51191	WIRE, LEAD	1	1						

Fig.70. ELECTRIC PARTS(ENGLAND)

(A)=YM276
(B)=YM276D
(C)=

(D)=
(E)=
(F)=

Fig. 70 ELECTRIC PARTS (ENGLAND)



X-MARK PARTS : NOT SOLD SEPARATELY

REF.	LEV.	PARTS NO.	DESCRIPTION	Q'TY						I	R
				(A)	(B)	(C)	(D)	(E)	(F)		
1	1	194990-22050	NUT W/WASHER 8	1	1						
2	1	194172-51120	HARNESS (B), WIRE	1	1						
3	1	194324-51131	HARNESS (C), WIRE	1	1						
4	1	194324-51141	HARNESS (D), WIRE	1	1						
5	1	194324-51151	HARNESS (E), WIRE	1	1						
6	1	194172-51160	HARNESS (A), WIRE	1	1						
7	1	194436-51160	HARNESS, LAMP	1	1						
8	1	194446-51160	WIRE, LEAD	1	1						
9	1	194145-51180	PLATE, EARTH	2	2						
10	1	194312-51210	WIRE, MAIN LEAD	1	1						
11	1	194550-51220	LINK,FUSIBLE 0.85RED	1	1						
12	1	194080-51411	CABLE, BATTERY	1	1						
13	1	194420-51420	CABLE, BATTERY EARTH	1	1						
14	1	194440-51630	CLAMP, WIRE HARNESS	1	1						
14-1	1	194271-51650	CLAMP, HARNESS	1	1						N
		(A=T/# 20563) (B=T/# 41351)									
15	1	194242-51660	CLAMP, WIRE HARNESS	3	3						
16	1	194250-51660	BAND 250	2	2						
17	1	194270-51701-X	BRACKET, SOCKET	1	1						
18	1	194240-51820	HARNESS, SOCKET	1	1						
19	1	194448-58811	GROMMET 15	2	2						
20	1	194080-58820	GROMMET 15	4	4						
21	1	121750-59890	RETAINER	4	4						
22	1	26014-060122	BOLT M 6X 12	1	1						
22-1	1	26106-060122	BOLT M 6X 12 PLATED	1	1						N
		(A=T/# 20648) (B=T/# 41690)									
23	1	26022-060142	SCREW M 6X 14	1	1						
23-1	1	26014-060162	BOLT M 6X 16	2	2						N
		(A=T/# 20561) (B=T/# 41337)									
23-2	1	26106-060122	BOLT M 6X 12 PLATED	2	2						N
		(A=T/# 20648) (B=T/# 41690)									
24	1	194080-51430	INSULATOR	1	1						Z
		(A=T/# 20553) (B=T/# 41276)									
25	1	194240-51501	BATTERY (N70Z-TP)	1	1						
25-1	1	194240-51510	BATTERY N70Z	1	1						R
		(A=T/# 20611) (B=T/# 41544)									
26	1	194150-51550	COVER, BATTERY	1	1						
27	1	194322-52110	SWITCH, STARTING	1	1						
28	2	194155-52190	KEY	2	2						
29	1	194240-52120	SWITCH, LIGHTING	1	1						
30	1	194170-52130	SWITCH, TURN SIGNAL	1	1						
31	1	194440-52190	SWITCH, SAFETY START	1	1						
31-1	1	194440-52191	SWITCH, SAFETY START	1	1						N
		(A=T/# 20590) (B=T/# 41430)									
32	1	194464-52190	SWITCH, SAFETY START	1	1						
33	1	194240-52210	NUT M22	1	1						
34	1	23414-180023	GASKET 18	1	1						
35	1	194240-52400	BOX ASSY, FUSE	1	1						
37	2	194145-52820	FUSE 5A	1	1						
37-1	2	29411-050000	FUSE (5A),CARTRIDGE	1	1						R
		(A=T/# 20627) (B=T/# 41570)									

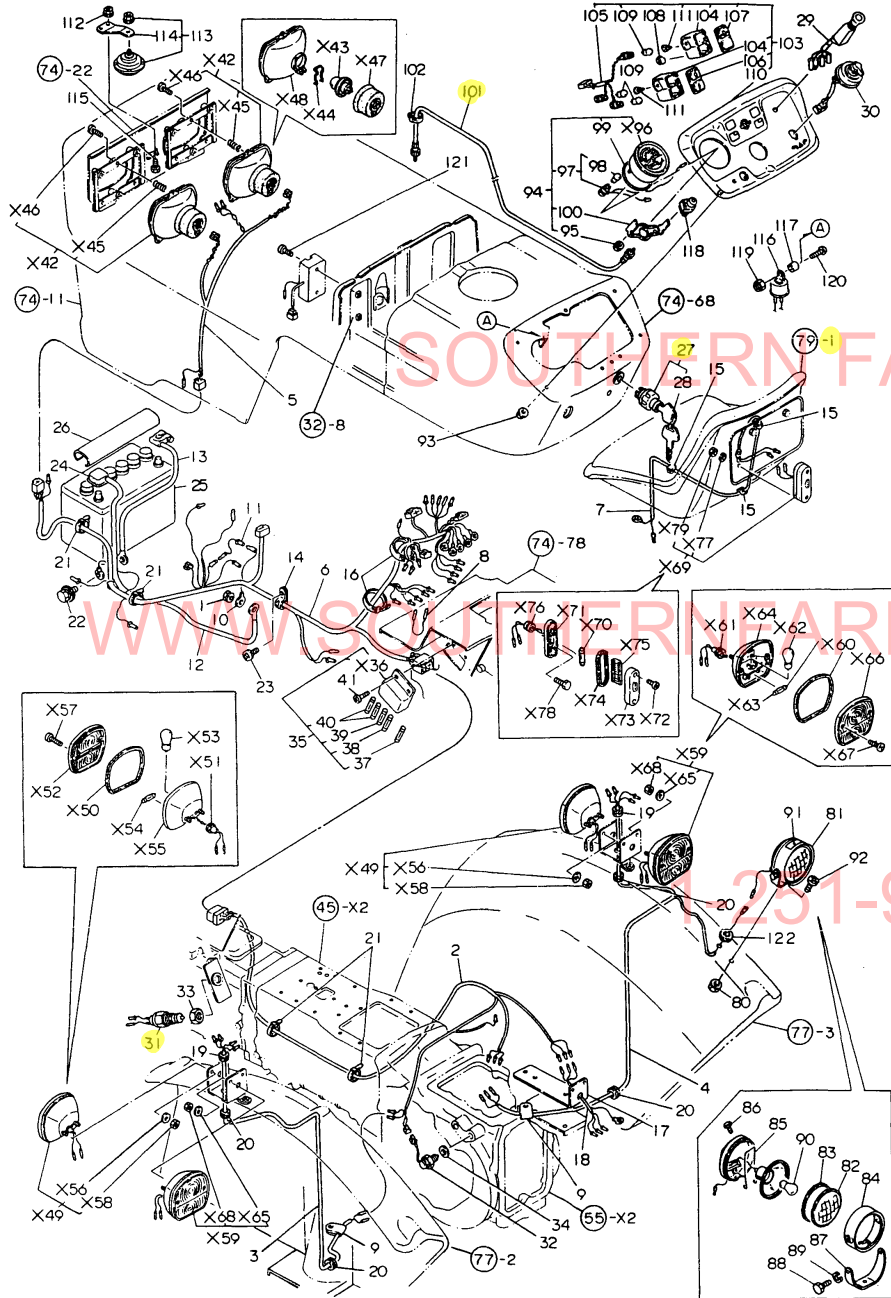
N:Old ↔ New, Q:Old ↔ New, R:Old ↔ New, S:Old ↔ New, W:Add, Z:Discontinued, F:Set Change, K:Q'ty Change
++ CONTINUE ++
(C)Copy Rights YANMAR CO.,LTD and YANMAR AGRICULTURAL EQUIPMENT CO.,LTD.

Fig.70. ELECTRIC PARTS(ENGLAND)

(A)=YM276
(B)=YM276D
(C)=

(D)=
(E)=
(F)=

Fig. 70 ELECTRIC PARTS (ENGLAND)



X-MARK PARTS : NOT SOLD SEPARATELY

REF.	LEV.	PARTS NO.	DESCRIPTION	Q'TY						I R	
				(A)	(B)	(C)	(D)	(E)	(F)		
38	2	194145-52830	FUSE 10A	1	1						
38-1	2	29411-100000	FUSE (10A),CARTRIDGE	1	1					R	
				(A=T/# 20627)		(B=T/# 41570)					
39	2	194145-52840	FUSE 15A	1	1						
39-1	2	29411-150000	FUSE (15A),CARTRIDGE	2	2					R	
				(A=T/# 20627)		(B=T/# 41570)					
40	2	194145-52850	FUSE 20A	2	2						
40-1	2	29411-200000	FUSE (20A),CARTRIDGE	2	2					R	
				(A=T/# 20627)		(B=T/# 41570)					
41	1	26587-060202	SCREW M 6X 20	2	2					1	
42	1	194436-53100	LAMP ASSY, HEAD	2	2					1	
43	2	194436-53110	BULB 12V-45/40	2	2					1	
44	2	194436-53120	CLIP	2	2					1	
45	2	194436-53130	SPRING	6	6					1	
46	2	194436-53140	SCREW	6	6					1	
47	2	194436-53150	BOOT, RUBBER	2	2					1	
48	2	*REF.70=42	BODY	2	2					1	
49	1	194436-53600	LAMP, CLEARANCE	2	2					1	
50	2	194436-53610	GASKET	2	2					1	
51	2	194436-53620	GROMMET	2	2					1	
52	2	194436-53630	LENS	2	2					1	
53	2	194436-53640	BULB 12V-21W	2	2					1	
54	2	194436-53650	BULB 12V-4W	2	2					1	
55	2	194436-53660	BODY	2	2					1	
56	2	194436-53670	WASHER 5	4	4					1	
57	2	26557-040202	SCREW M 4X 20	4	4					1	
58	2	26716-050002	NUT M 5	4	4					1	
59	1	194436-53700	LAMP, CLEARANCE	2	2					1	
60	2	194436-53610	GASKET	2	2					1	
61	2	194436-53620	GROMMET	2	2					1	
62	2	194436-53640	BULB 12V-21W	2	2					1	
63	2	194436-53650	BULB 12V-4W	2	2					1	
64	2	194436-53660	BODY	2	2					1	
65	2	194436-53670	WASHER 5	4	4					1	
66	2	194436-53710	LENS	2	2					1	
67	2	26557-040202	SCREW M 4X 20	4	4					1	
68	2	26716-050002	NUT M 5	4	4					1	
69	1	194436-53800	LAMP, LICENSE	1	1					1	
70	2	194436-53650	BULB 12V-4W	1	1					1	
71	2	194436-53810	BODY	1	1					1	
72	2	194436-53820	SCREW	1	1					1	
73	2	*REF.70=69	COVER	1	1					1	
74	2	*REF.70=69	GASKET	1	1					1	
75	2	*REF.70=69	LENS	1	1					1	
76	2	*REF.70=69	GROMMET	1	1					1	
77	2	22217-050000	SPRING WASHER 5	2	2					1	
78	2	26116-050162	BOLT M 5X 16 PLATED	2	2					1	
79	2	26716-050002	NUT M 5	2	2					1	
80	1	194990-22050	NUT W/WASHER 8	1	1					1	
81	1	794081-54101	LAMP ASSY, WORKING	1	1					1	
82	2	194081-54110	LENS	1	1					1	

N:Old ↔ New, Q:Old ↔ New, R:Old ↔ New, S:Old ↔ New, W:Add, Z:Discontinued, F:Set Change, K:Q'ty Change

++ CONTINUE ++

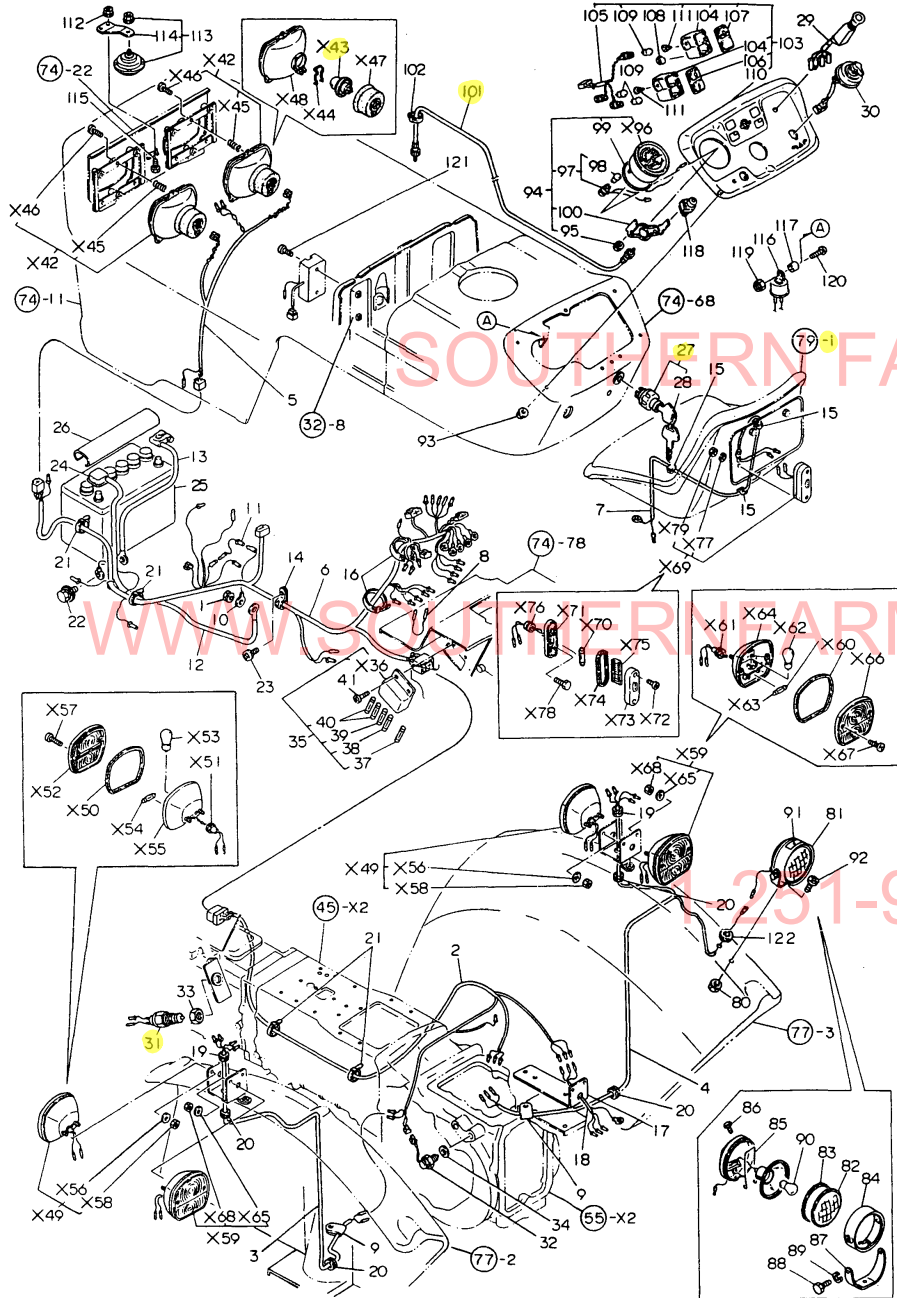
(C)Copy Rights YANMAR CO.,LTD and YANMAR AGRICULTURAL EQUIPMENT CO.,LTD.

Fig.70. ELECTRIC PARTS(ENGLAND)

(A)=YM276
(B)=YM276D
(C)=

(D)=
(E)=
(F)=

Fig. 70 ELECTRIC PARTS (ENGLAND)



X-MARK PARTS : NOT SOLD SEPARATELY

N:Old ↔ New, Q:Old ↔ New, R:Old ↔ New, S:Old ↔ New, W:Add, Z:Discontinued, F:Set Change, K:Q'ty Change

(C)Copy Rights YANMAR CO.,LTD and YANMAR AGRICULTURAL EQUIPMENT CO.,LTD.

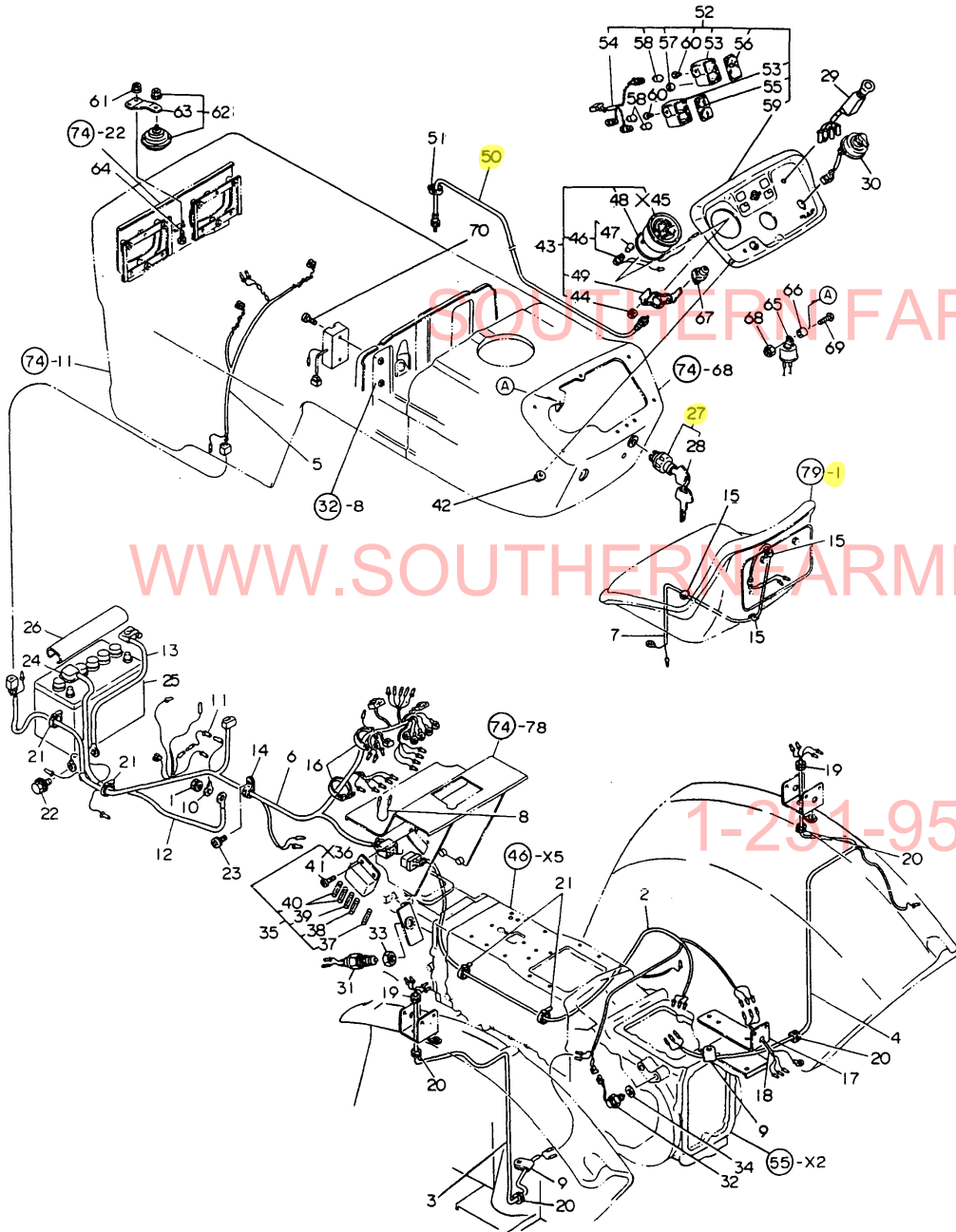
REF.	LEV.	PARTS NO.	DESCRIPTION	Q'TY						I	R
				(A)	(B)	(C)	(D)	(E)	(F)		
83	2	194081-54120	GASKET	1	1						
84	2	194081-54131	RIM	1	1						
85	2	194081-53151	SPRING	1	1						
86	2	194081-54210	SCREW	1	1						
87	2	194081-54221	STAY	1	1						
88	2	194081-54230	BOLT M6X 12	2	2						
89	2	194081-54240	SPRING WASHER 6	2	2						
90	2	194081-55820	BULB 12V-20W	1	1						
91	1	194240-65370	LABEL, WORK LAMP	1	1						
92	1	26587-080162	SCREW M 8X 16	1	1						
93	1	194990-22030	NUT W/WASHER 5	6	6						
94	1	194170-56100	HOUR-METER ASSY	1	1						
95	2	194990-22030	NUT W/WASHER 5	2	2						
97	2	194170-56130	CORD W/BULB 12V-1.7W	1	1						
98	3	194155-55820	BULB 12V-1.7W	1	1						
99	2	194080-56150	RUBBER	1	1						
100	2	194170-56170	FITTINGS	1	1						
101	1	194275-56900	CABLE, HOUR-METER	1	1						
102	1	121750-59890	RETAINER	1	1						
103	1	194170-61600	DASHBOARD ASSY	1	1						
104	2	194170-55120	BOX, PILOT	2	2						
105	2	194170-55130	CORD	1	1						
106	2	194170-55150	LENS (A)	1	1						
107	2	194170-55160	LENS (B)	1	1						
108	2	194170-55170	COVER	1	1						
109	2	194155-55820	BULB 12V-1.7W	3	3						
110	2	194170-61610	PANEL, DASHBOARD	1	1						
111	2	22857-400120	SCREW 4X12	4	4						
112	1	194990-22040	NUT W/WASHER 6	2	2						
113	1	194340-57100	HORN ASSY	1	1						
114	2	194340-57110	BRACKET	1	1						
115	1	26116-060122	BOLT M 6X 12	2	2						
116	1	194080-57202	RELAY	1	1						
117	1	194151-57210	SPACER	1	1						
118	1	194464-57250	RELAY, LAMP CHECK	1	1						
119	1	26346-050002	U-NUT M 4 PLATED	1	1						
120	1	26557-050162	SCREW M 5X 16	1	1						
121	1	26557-060122	SCREW M 6X 12,PAN HD	2	2						

Fig.71. ELECTRIC PARTS(SCANDINAVIA)

(A)=YM276
(B)=YM276D
(C)=

(D)=
(E)=
(F)=

Fig. 71 ELECTRIC PARTS (SCANDINAVIA)



REF.	LEV.	PARTS NO.	DESCRIPTION	Q'TY						I	R
				(A)	(B)	(C)	(D)	(E)	(F)		
1	1	194990-22050	NUT W/WASHER 8	1	1						
2	1	194172-51120	HARNESS (B), WIRE	1	1						
3	1	194324-51131	HARNESS (C), WIRE	1	1						
4	1	194324-51141	HARNESS (D), WIRE	1	1						
5	1	194324-51151	HARNESS (E), WIRE	1	1						
6	1	194172-51160	HARNESS (A), WIRE	1	1						
7	1	194436-51160	HARNESS, LAMP	1	1						
8	1	194446-51160	WIRE, LEAD	1	1						
9	1	194145-51180	PLATE, EARTH	2	2						
10	1	194312-51210	WIRE, MAIN LEAD	1	1						
11	1	194550-51220	LINK,FUSIBLE 0.85RED	1	1						
12	1	194080-51411	CABLE, BATTERY	1	1						
13	1	194420-51420	CABLE, BATTERY EARTH	1	1						
14	1	194440-51630	CLAMP, WIRE HARNESS	1	1						
15	1	194242-51660	CLAMP, WIRE HARNESS	3	3						
16	1	194250-51660	BAND 250	2	2						
17	1	194270-51701-X	BRACKET, SOCKET	1	1						
18	1	194240-51820	HARNESS, SOCKET	1	1						
19	1	194448-58811	GROMMET 15	2	2						
20	1	194080-58820	GROMMET 15	4	4						
21	1	121750-59890	RETAINER	4	4						
22	1	26014-060122	BOLT M 6X 12	1	1						
23	1	26022-060142	SCREW M 6X 14	1	1						
24	1	194080-51430	INSULATOR	1	1						
25	1	194240-51501	BATTERY (N70Z-TP)	1	1						
26	1	194150-51550	COVER, BATTERY	1	1						
27	1	194322-52110	SWITCH, STARTING	1	1						
28	2	194155-52190	KEY	2	2						
29	1	194240-52120	SWITCH, LIGHTING	1	1						
30	1	194170-52130	SWITCH, TURN SIGNAL	1	1						
31	1	194440-52190	SWITCH, SAFETY START	1	1						
32	1	194464-52190	SWITCH, SAFETY START	1	1						
33	1	194324-52210	LOCK NUT 22	1	1						
34	1	23414-180023	GASKET 18	1	1						
35	1	194240-52400	BOX ASSY, FUSE	1	1						
37	2	194145-52820	FUSE 5A	1	1						
38	2	194145-52830	FUSE 10A	1	1						
39	2	194145-52840	FUSE 15A	1	1						
40	2	194145-52850	FUSE 20A	2	2						
41	1	26587-060202	SCREW M 6X 20	2	2						
42	1	194990-22030	NUT W/WASHER 5	6	6						
43	1	194170-56100	HOUR-METER ASSY	1	1						
44	2	194990-22030	NUT W/WASHER 5	2	2						
46	2	194170-56130	CORD W/BULB 12V-1.7W	1	1						
47	3	194155-55820	BULB 12V-1.7W	1	1						
48	2	194080-56150	RUBBER	1	1						
49	2	194170-56170	FITTINGS	1	1						
50	1	194275-56900	CABLE, HOUR-METER	1	1						
51	1	121750-59890	RETAINER	1	1						
52	1	194170-61600	DASHBOARD ASSY	1	1						
53	2	194170-55120	BOX, PILOT	2	2						

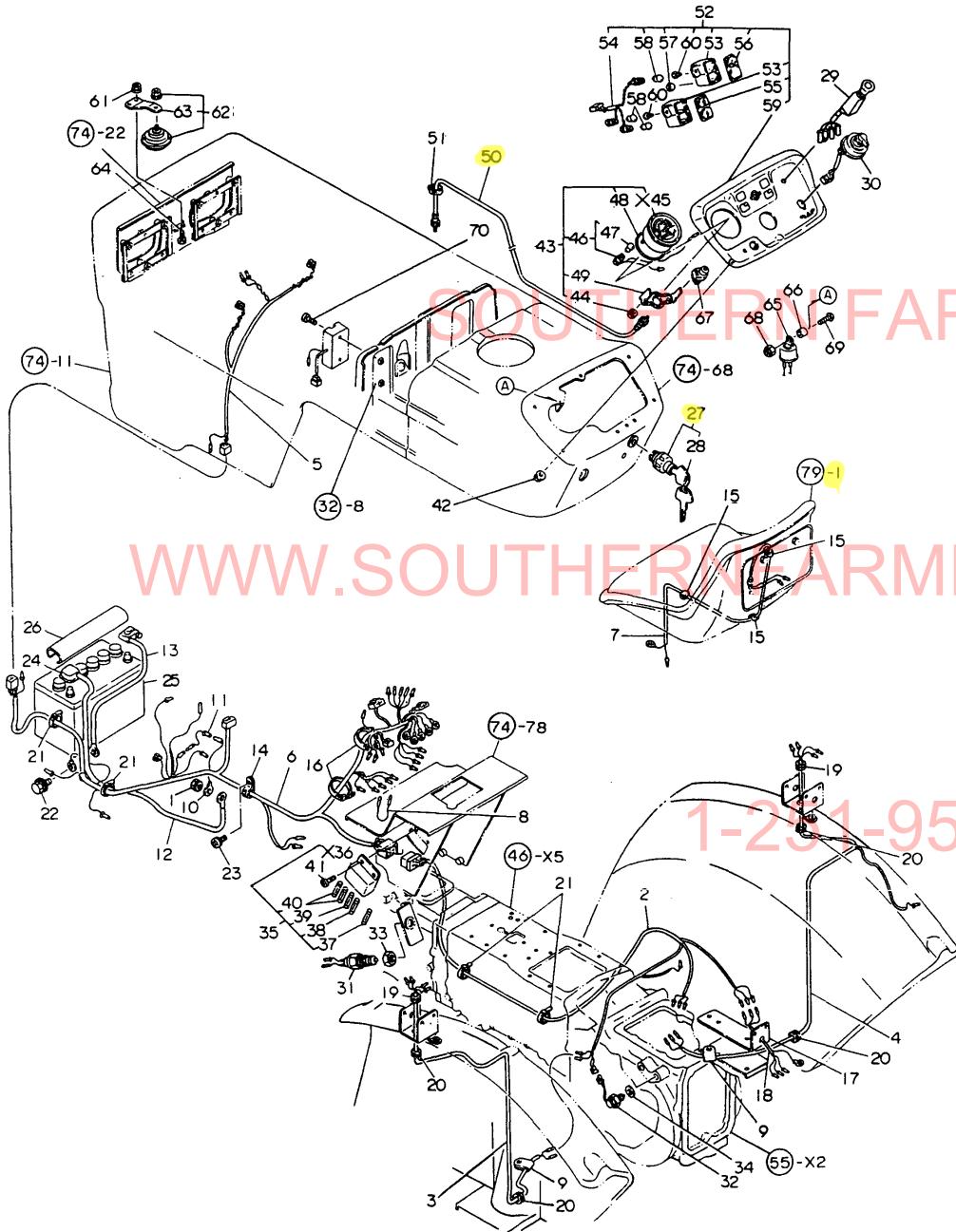
N:Old ↔ New, Q:Old ↔ New, R:Old ↔ New, S:Old ↔ New, W:Add, Z:Discontinued, F:Set Change, K:Q'ty Change
++ CONTINUE ++
(C)Copy Rights YANMAR CO.,LTD and YANMAR AGRICULTURAL EQUIPMENT CO.,LTD.

Fig.71. ELECTRIC PARTS(SCANDINAVIA)

(A)=YM276
(B)=YM276D
(C)=

(D)=
(E)=
(F)=

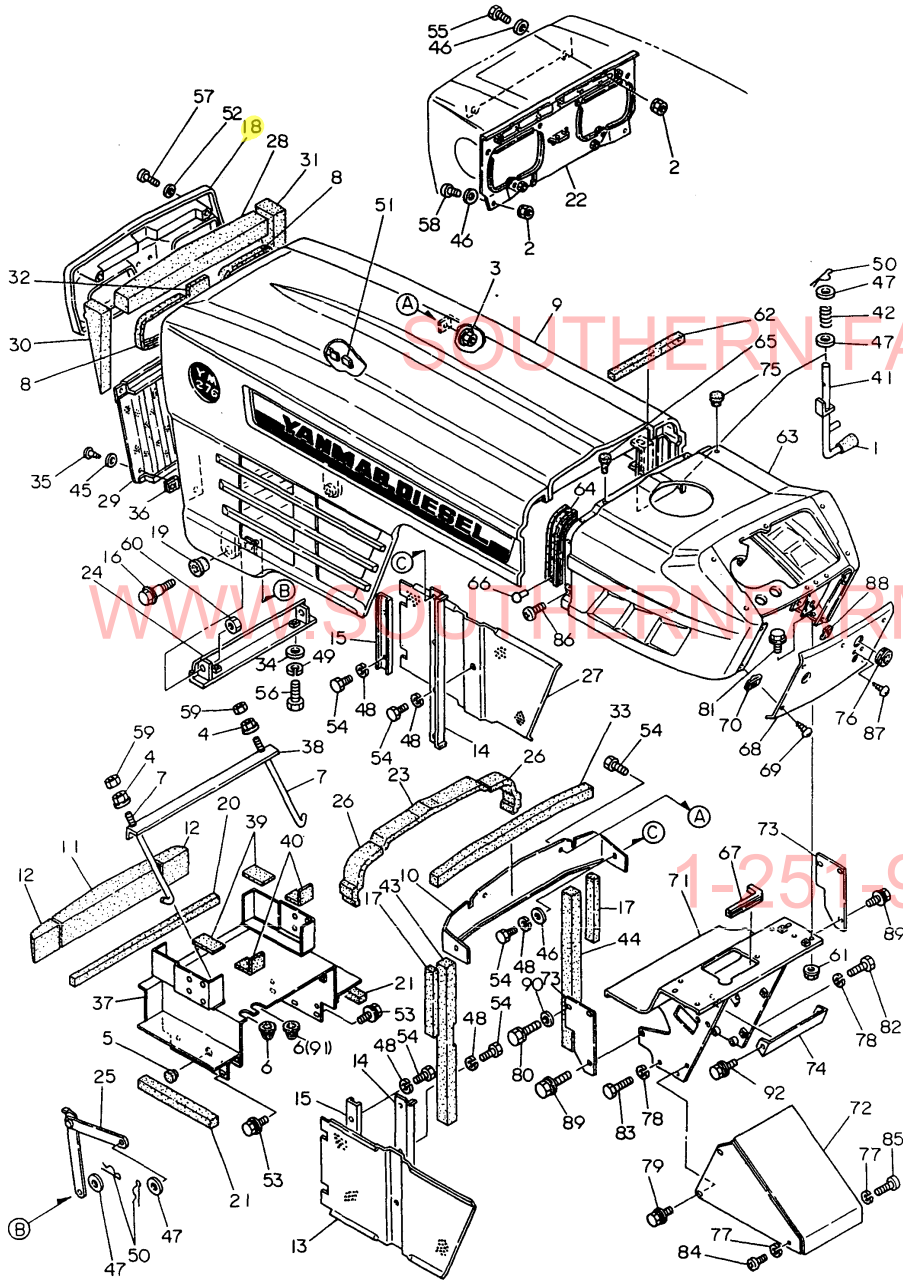
Fig. 71 ELECTRIC PARTS (SCANDINAVIA)



REF.	LEV.	PARTS NO.	DESCRIPTION	Q'TY						I	R
				(A)	(B)	(C)	(D)	(E)	(F)		
54	2	194170-55130	CORD	1	1						
55	2	194170-55150	LENS (A)	1	1						
56	2	194170-55160	LENS (B)	1	1						
57	2	194170-55170	COVER	1	1						
58	2	194155-55820	BULB 12V-1.7W	3	3						
59	2	194170-61610	PANEL, DASHBOARD	1	1						
60	2	22857-400120	SCREW 4X12	4	4						
61	1	194990-22040	NUT W/WASHER 6	2	2						
62	1	194340-57100	HORN ASSY	1	1						
63	2	194340-57110	BRACKET	1	1						
64	1	26116-060122	BOLT M 6X 12	2	2						
65	1	194080-57202	RELAY	1	1						
66	1	194151-57210	SPACER	1	1						
67	1	194464-57250	RELAY, LAMP CHECK	1	1						
68	1	26346-050002	U-NUT M 4 PLATED	1	1						
69	1	26557-050162	SCREW M 5X 16	1	1						
70	1	26557-060122	SCREW M 6X 12,PAN HD	2	2						

Fig.72. HOOD(USA & SOUTH AFRICA)

Fig. 72 HOOD (USA & SOUTH AFRICA)



(A)=YM276
(B)=YM276D
(C)=

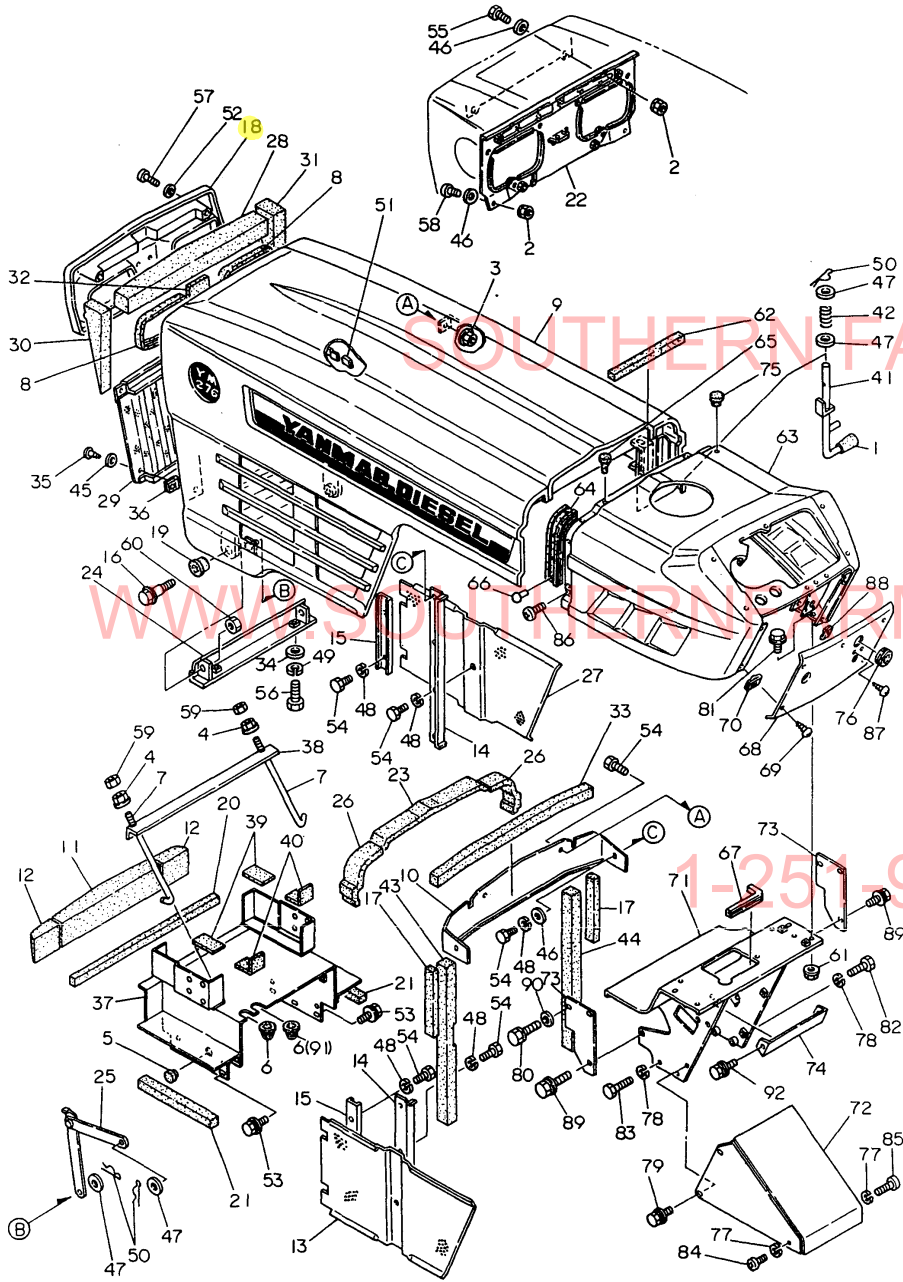
(D)=
(E)=
(F)=

REF.	LEV.	PARTS NO.	DESCRIPTION	(A)	(B)	(C)	(D)	(E)	(F)	Q'TY	I	R
1	1	194150-01190	KNOB, THROTTLE LEVER	2	2							
2	1	194990-22040	NUT W/WASHER 6	4	4							
3	1	194990-22130	NUT W/WASHER 6	2	2							
4	1	194990-22140	NUT W/WASHER 8	2	2							
5	1	192060-46110	CAP, RUBBER	1	1							
6	1	194275-51210	GROMMET 25	2	2							
6-1	1	194275-51210	GROMMET 25	1	1							K
		(A=T/# 20161) (B=T/# 40214)										
6-2	1	194275-51210	GROMMET 25	1	1							Z
		(A=FXXXXX) (B=FXXXXX)										
7	1	194145-51570	ROD, BATTERY CLAMP	2	2							
8	1	194275-53350	HOOD, HEAD LAMP	2	2							
9	1	194170-61100-R	HOOD	1	1							
10	1	194145-61162	PLATE, AIR CUT	1	1							
11	1	194322-61160	PAD, AIR FILTER	1	1							
11-1	1	194322-61360	PAD, (RUBBER)	1	1							N
		(A=T/# 20493) (B=T/# 41002)										
12	1	194322-61181	PAD (RUBBER)	2	2							
12-1	1	194250-61480	PAD, (RUBBER)	2	2							N
		(A=T/# 20493) (B=T/# 41002)										
13	1	194322-61190-X	SCREEN (L)	1	1							
13-1	1	194322-61190-R	SCREEN (L)	1	1							N
		(A=FXXXXX) (B=FXXXXX)										
14	1	194170-61210	HOLDER, SCREEN	2	2							
14-1	1	194170-61210-R	HOLDER, SCREEN	2	2							N
		(A=FXXXXX) (B=FXXXXX)										
15	1	194145-61242	HOLDER, SCREEN	2	2							
15-1	1	194145-61242-R	HOLDER, SCREEN	2	2							N
		(A=FXXXXX) (B=FXXXXX)										
16	1	194155-61241	BOLT, HINGE	2	2							
17	1	194167-61240	PAD, (RUBBER)	2	2							
18	1	194145-61252-Q	GRILLE, FRONT	1	1							
19	1	194155-61251	BUSH, HINGE	2	2							
20	1	194322-61260	PAD, (RUBBER)	1	1							
21	1	194170-61270	PAD, (RUBBER)	2	2							
22	1	194370-61280-R	BRACKET	1	1							
22-1	1	194324-61280-R	BRACKET	1	1							N
		(A=T/# 20430) (B=T/# 40849)										
23	1	194322-61310	PAD (F)	1	1							
23-1	1	194446-61940	PAD, (RUBBER)	1	1							N
		(A=*1980.12) (B=*1980.12)										
24	1	194145-61322-X	HINGE, HOOD	1	1							
25	1	194322-61330-U	STOPPER, HOOD	1	1							
26	1	194322-61340	PAD, (RUBBER)	2	2							
27	1	194322-61350	SCREEN, R	1	1							
27-1	1	194322-61350-R	SCREEN (R)	1	1							N
		(A=FXXXXX) (B=FXXXXX)										
28	1	194322-61360	PAD, (RUBBER)	1	1							
29	1	194370-61371-Q	GRILLE, FRONT	1	1							
30	1	194322-61380	PAD, (RUBBER)	1	1							
31	1	194322-61390	PAD, (RUBBER)	1	1							

N:Old ↔ New, Q:Old ↔ New, R:Old ↔ New, S:Old ↔ New, W:Add, Z:Discontinued, F:Set Change, K:Q'ty Change
++ CONTINUE ++ (C)Copy Rights YANMAR CO.,LTD and YANMAR AGRICULTURAL EQUIPMENT CO.,LTD.

Fig.72. HOOD(USA & SOUTH AFRICA)

Fig. 72 HOOD (USA & SOUTH AFRICA)



(A)=YM276
(B)=YM276D
(C)=

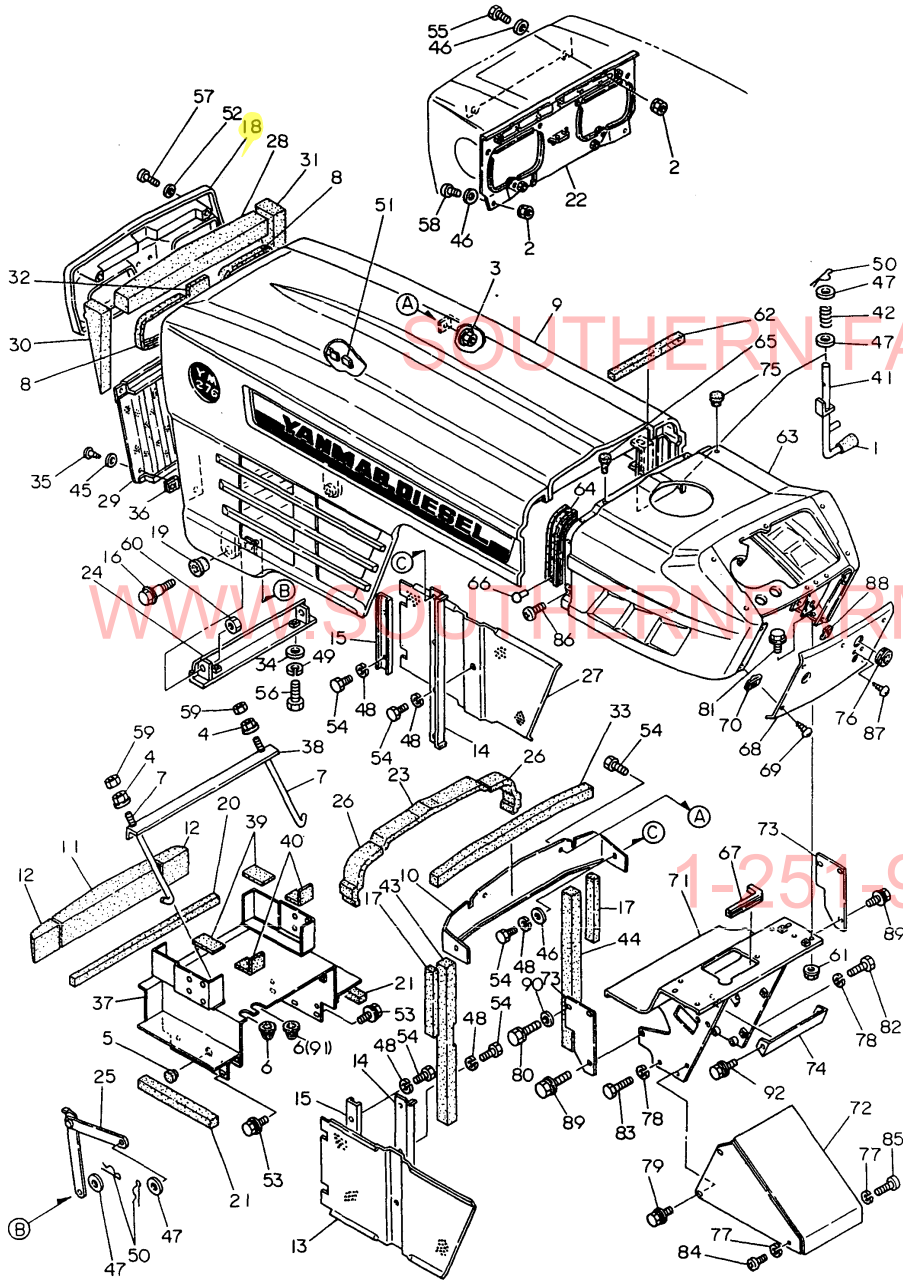
(D)=
(E)=
(F)=

REF.	LEV.	PARTS NO.	DESCRIPTION	(A)	(B)	(C)	(D)	(E)	(F)	Q'TY	I	R
32	1	194322-61430	PAD, (RUBBER)	1	1							
33	1	194170-61480	PAD, (RUBBER)	1	1							
34	1	194145-61570	WASHER 10	2	2							
35	1	194145-61640	SCREW M 5X 16	2	2							
35-1	1	194420-61640	SCREW M 5X 16	2	2							N
		(A=*1981.04) (B=*1981.04)										
36	1	194145-61650	NUT M5	2	2							
37	1	194170-61700-X	COVER, DUST	1	1							
38	1	194190-61750	CLAMP, BATTERY	1	1							
39	1	194190-61761	RUBBER, CUSHION	2	2							
40	1	194190-61780	RUBBER, CUSHION	2	2							
41	1	194145-61821	LEVER, LOCK	2	2							
42	1	194151-61831	SPRING	2	2							
43	1	194170-61980	PAD, (RUBBER)	1	1							
44	1	194446-61981	PAD, (RUBBER)	1	1							
45	1	22137-050000	WASHER 5, POLISHED	2	2							Z
		(A=FXXXXX) (B=FXXXXX)										
46	1	22137-060000	WASHER 6, POLISHED	6	6							
46-1	1	22137-060000	WASHER 6, POLISHED	4	4							K
		(A=T/# 20430) (B=T/# 40844)										
47	1	22137-100000	WASHER 10,POLISHED	6	6							
48	1	22217-060000	SPRING WASHER 6	12	12							
48-1	1	22217-060000	SPRING WASHER 6	12	12							Z
		(A=T/# 20648) (B=T/# 41690)										
49	1	22217-100000	SPRING WASHER 10	2	2							Z
		(A=*1982.07) (B=*1982.07)										
50	1	22360-100000	SNAP PIN 10	4	4							
51	1	23061-070035	PIPE 7X 35	3	3							
52	1	23418-050000	GASKET 5, NYLON	4	4							
53	1	26014-080162	BOLT M 8X 16	6	6							
54	1	26116-060122	BOLT M 6X 12	14	14							
54-1	1	26106-060122	BOLT M 6X 12 PLATED	14	14							N
		(A=T/# 20648) (B=T/# 41690)										
55	1	26116-060162	BOLT M 6X 16 PLATED	2	2							
55-1	1	26106-060162	BOLT M 6X 16 PLATED	2	2							N
		(A=T/# 20648) (B=T/# 41690)										
56	1	26116-100252	BOLT M10X 25 PLATED	2	2							
56-1	1	26013-100202	BOLT W/WASHER M10X20	2	2							N
		(A=*1982.07) (B=*1982.07)										
57	1	26557-050202	SCREW M 5X 20	4	4							
58	1	26557-060162	SCREW M 6X 16	2	2							
58-1	1	26587-060162	SCREW M 6X 16	2	2							N
		(A=*1981.03) (B=*1981.03)										
59	1	26716-080002	NUT M 8	2	2							
60	1	26716-120002	NUT M12	2	2							
61	1	194990-22140	NUT W/WASHER 8	4	4							
62	1	194464-61480	PAD, (RUBBER)	1	1							
63	1	194170-61500-R	DASHBOARD ASSY	1	1							
64	1	194145-61551	GASKET, HOOD	2	2							
65	1	194145-61560	RUBBER, CUSHION	2	2							
66	1	194190-61560	RIVET 5X6	8	8							

N:Old ↔ New, Q:Old ↔ New, R:Old ↔ New, S:Old ↔ New, W:Add, Z:Discontinued, F:Set Change, K:Q'ty Change
 ++ CONTINUE ++
 (C)Copy Rights YANMAR CO.,LTD and YANMAR AGRICULTURAL EQUIPMENT CO.,LTD.

Fig.72. HOOD(USA & SOUTH AFRICA)

Fig. 72 HOOD (USA & SOUTH AFRICA)



(A)=YM276
(B)=YM276D
(C)=

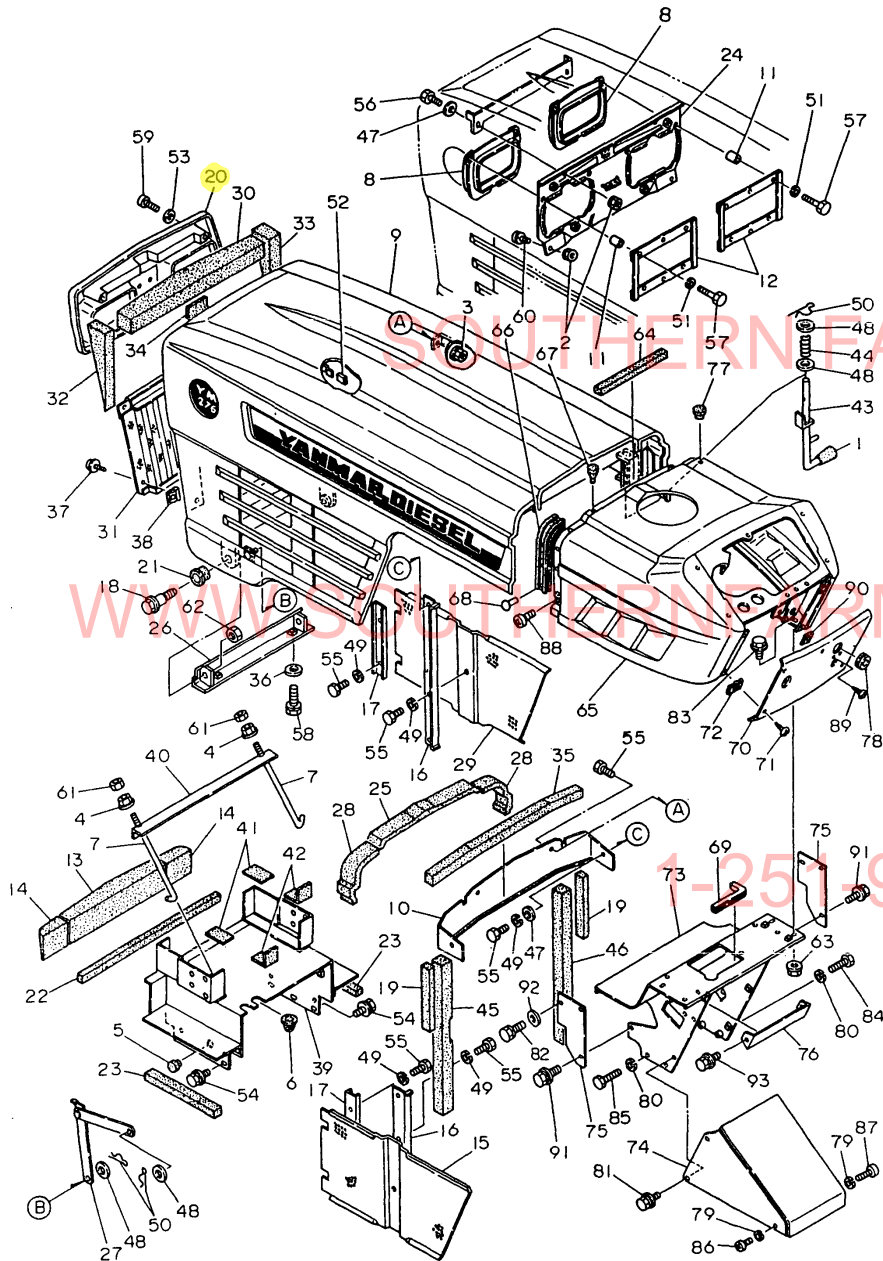
(D)=
(E)=
(F)=

REF.	LEV.	PARTS NO.	DESCRIPTION	Q'TY						I	R
				(A)	(B)	(C)	(D)	(E)	(F)		
67	1	194420-61580	GROMMET 125	1	1						
68	1	194170-61620-R	COVER, DASHBOARD	1	1						
69	1	194420-61640	SCREW M 5X 16	5	5						
70	1	194145-61650	NUT M5	5	5						
71	1	194170-61660-X	STAY, PANEL	1	1						
72	1	194170-61670-X	COVER, GEAR BOX	1	1						
73	1	194170-61680-X	COVER	2	2						
74	1	194170-61690-X	COVER (B), GEAR BOX	1	1						
75	1	194446-62310	CAP 8, RUBBER	2	2						
75-1	1	194324-62310	CAP 4.5, RUBBER	4	4						S
		(A=T/# 20430) (B=T/# 40849)									
76	1	194145-64430	GROMMET 12	1	1						
77	1	22217-050000	SPRING WASHER 5	2	2						
78	1	22217-080000	SPRING WASHER 8	3	3						
78-1	1	22217-080000	SPRING WASHER 8	3	3						Z
		(A=T/# 20648) (B=T/# 41690)									
79	1	26014-060142	BOLT M 6X 14	4	4						
79-1	1	194155-05210	BOLT W/WASHER M6X16	4	4						N
		(A=*1982.12) (B=*1982.12)									
80	1	26013-060252	BOLT M 6X 25	1	1						
80-1	1	26106-060252	BOLT M 6X 25 PLATED	1	1						N
		(A=T/# 20648) (B=T/# 41690)									
81	1	26116-080142	BOLT M 8X 14 PLATED	4	4						
81-1	1	26116-080162	BOLT M 8X 16 PLATED	4	4						N
		(A=FXXXXX) (B=FXXXXX)									
81-2	1	26011-080162	BOLT M 8X 16	4	4						N
		(A=*1981.08) (B=*1981.08)									
81-3	1	26106-080162	BOLT M 8X 16 PLATED	4	4						N
		(A=T/# 20648) (B=T/# 41690)									
82	1	26011-080252	BOLT M 8X25	2	2						
82-1	1	26106-080252	BOLT M 8X 25 PLATED	2	2						N
		(A=T/# 20648) (B=T/# 41690)									
83	1	26116-080452	BOLT M 8X 45 PLATED	1	1						
83-1	1	26106-080452	BOLT M 8X 45 PLATED	1	1						N
		(A=T/# 20648) (B=T/# 41690)									
84	1	26557-050122	SCREW M 5X 12	1	1						
85	1	26557-050302	SCREW M 5X 30	1	1						
86	1	26587-080122	SCREW M 8X 12	2	2						
87	1	194420-61640	SCREW M 5X 16	2	2						
88	1	194145-61650	NUT M5	2	2						
89	1	26014-060142	BOLT M 6X 14	5	5						
89-1	1	194155-05210	BOLT W/WASHER M6X16	5	5						N
		(A=*1982.12) (B=*1982.12)									
90	1	22137-060000	WASHER 6, POLISHED	1	1						
91	1	194170-51210	GROMMET 25	1	1						W
		(A=T/# 20161) (B=T/# 40214)									
92	1	26013-060122	BOLT M 6X 12	2	2						
92-1	1	194155-05210	BOLT W/WASHER M6X16	2	2						N
		(A=T/# 20430) (B=T/# 40844)									

N:Old ↔ New, Q:Old ↔ New, R:Old ↔ New, S:Old ↔ New, W:Add, Z:Discontinued, F:Set Change, K:Q'ty Change
(C)Copy Rights YANMAR CO.,LTD and YANMAR AGRICULTURAL EQUIPMENT CO.,LTD.

Fig.73. HOOD(FRANCE & EUROPE)

Fig. 73 HOOD (FRANCE & EUROPE)



(A)=YM276
(B)=YM276D
(C)=

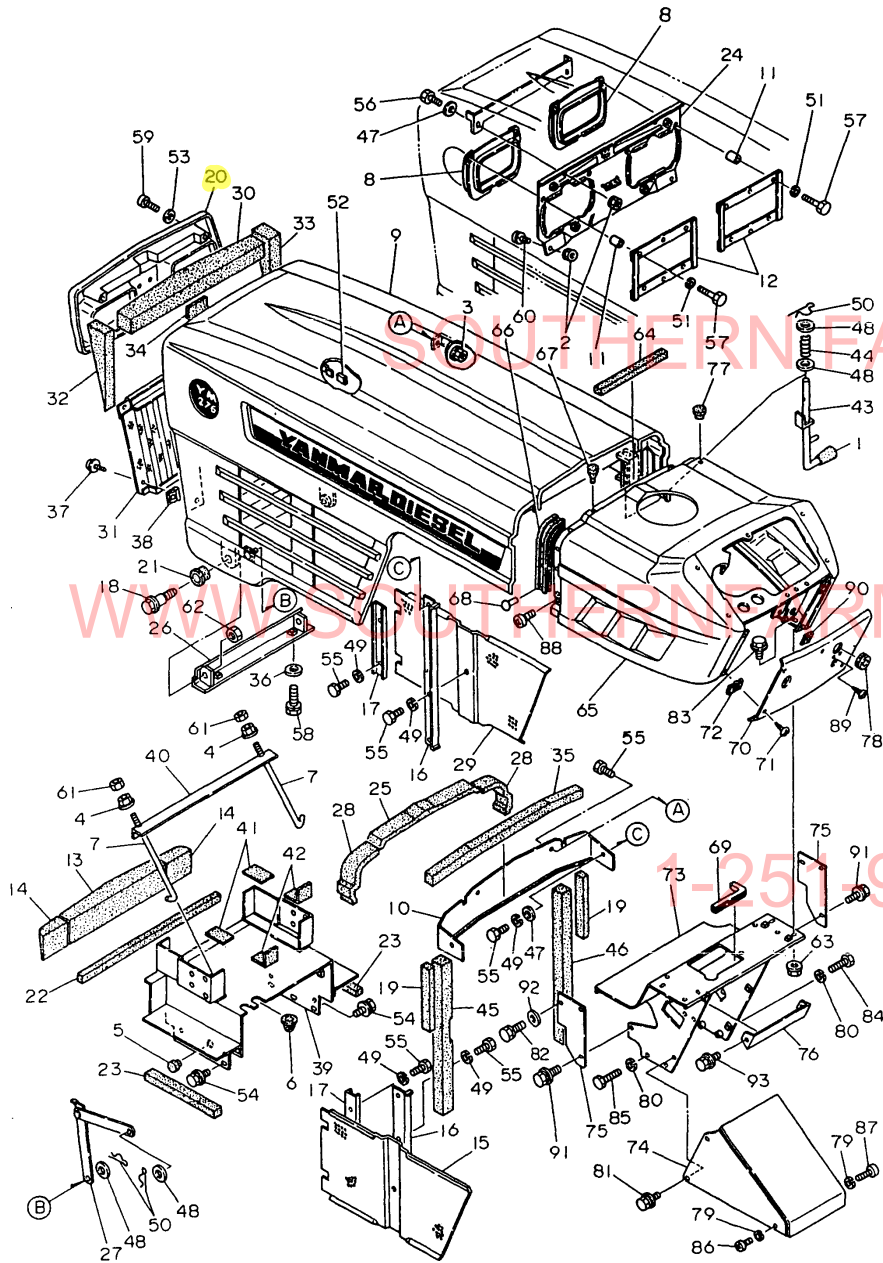
(D)=
(E)=
(F)=

REF.	LEV.	PARTS NO.	DESCRIPTION	(A)	(B)	(C)	(D)	(E)	(F)	Q'TY	I	R
1	1	194150-01190	KNOB, THROTTLE LEVER	2	2							
2	1	194990-22040	NUT W/WASHER 6	4	4							
3	1	194990-22130	NUT W/WASHER 6	2	2							
4	1	194990-22140	NUT W/WASHER 8	2	2							
5	1	192060-46110	CAP, RUBBER	1	1							
6	1	194170-51210	GROMMET 25	1	1							
7	1	194145-51570	ROD, BATTERY CLAMP	2	2							
8	1	194324-53350	HOOD, HEAD LAMP	2	2							
9	1	194170-61100-P	HOOD	1	1							
10	1	194145-61162	PLATE, AIR CUT	1	1							
11	1	194324-53370	COLLAR 6.5X10.5X26	6	6							
12	1	194324-53360-U	STAY, LAMP	2	2							
13	1	194322-61160	PAD	1	1							
13-1	1	194322-61360	PAD, (RUBBER)	1	1							N
(A=T/# 20493)		(B=T/# 41002)										
14	1	194322-61181	PAD (RUBBER)	2	2							
14-1	1	194250-61480	PAD, (RUBBER)	2	2							N
(A=T/# 20493)		(B=T/# 41002)										
15	1	194322-61190-P	SCREEN (L)	1	1							
16	1	194170-61210-P	RETAINER(C),SCREEN	2	2							
17	1	194145-61242	HOLDER, SCREEN	2	2							
18	1	194155-61241	BOLT, HINGE	2	2							
19	1	194167-61240	PAD, (RUBBER)	2	2							
20	1	194145-61252-P	GRILLE, FRONT	1	1							
21	1	194155-61251	BUSH, HINGE	2	2							
22	1	194322-61260	PAD, (RUBBER)	1	1							
23	1	194170-61270	PAD, (RUBBER)	2	2							
24	1	194324-61280-P	BRACKET	1	1							
25	1	194446-61940	PAD, (RUBBER)	1	1							
26	1	194145-61322-X	HINGE, HOOD	1	1							
27	1	194322-61330-U	STOPPER, HOOD	1	1							
28	1	194322-61340	PAD, (RUBBER)	2	2							
29	1	194322-61350-P	SCREEN (R)	1	1							
30	1	194322-61360	PAD, (RUBBER)	1	1							
31	1	194370-61371-P	GRILLE, FRONT	1	1							
32	1	194322-61380	PAD, (RUBBER)	1	1							
33	1	194322-61390	PAD, (RUBBER)	1	1							
34	1	194322-61430	PAD, (RUBBER)	1	1							
35	1	194170-61480	PAD, (RUBBER)	1	1							
36	1	194145-61570	WASHER 10	2	2							
37	1	194420-61640	SCREW M 5X 16	2	2							
38	1	194145-61650	NUT M5	2	2							
39	1	194170-61700-X	COVER, DUST	1	1							
40	1	194190-61750	CLAMP, BATTERY	1	1							
41	1	194190-61761	RUBBER, CUSHION	2	2							
42	1	194190-61780	RUBBER, CUSHION	2	2							
43	1	194145-61821	LEVER, LOCK	2	2							
44	1	194151-61831	SPRING	2	2							
45	1	194170-61980	PAD, (RUBBER)	1	1							
46	1	194446-61981	PAD, (RUBBER)	1	1							
47	1	22137-060000	WASHER 6, POLISHED	4	4							

N:Old ↔ New, Q:Old ↔ New, R:Old ↔ New, S:Old ↔ New, W:Add, Z:Discontinued, F:Set Change, K:Q'ty Change
 ++ CONTINUE ++ (C)Copy Rights YANMAR CO.,LTD and YANMAR AGRICULTURAL EQUIPMENT CO.,LTD.

Fig.73. HOOD(FRANCE & EUROPE)

Fig. 73 HOOD (FRANCE & EUROPE)



(A)=YM276
(B)=YM276D
(C)=

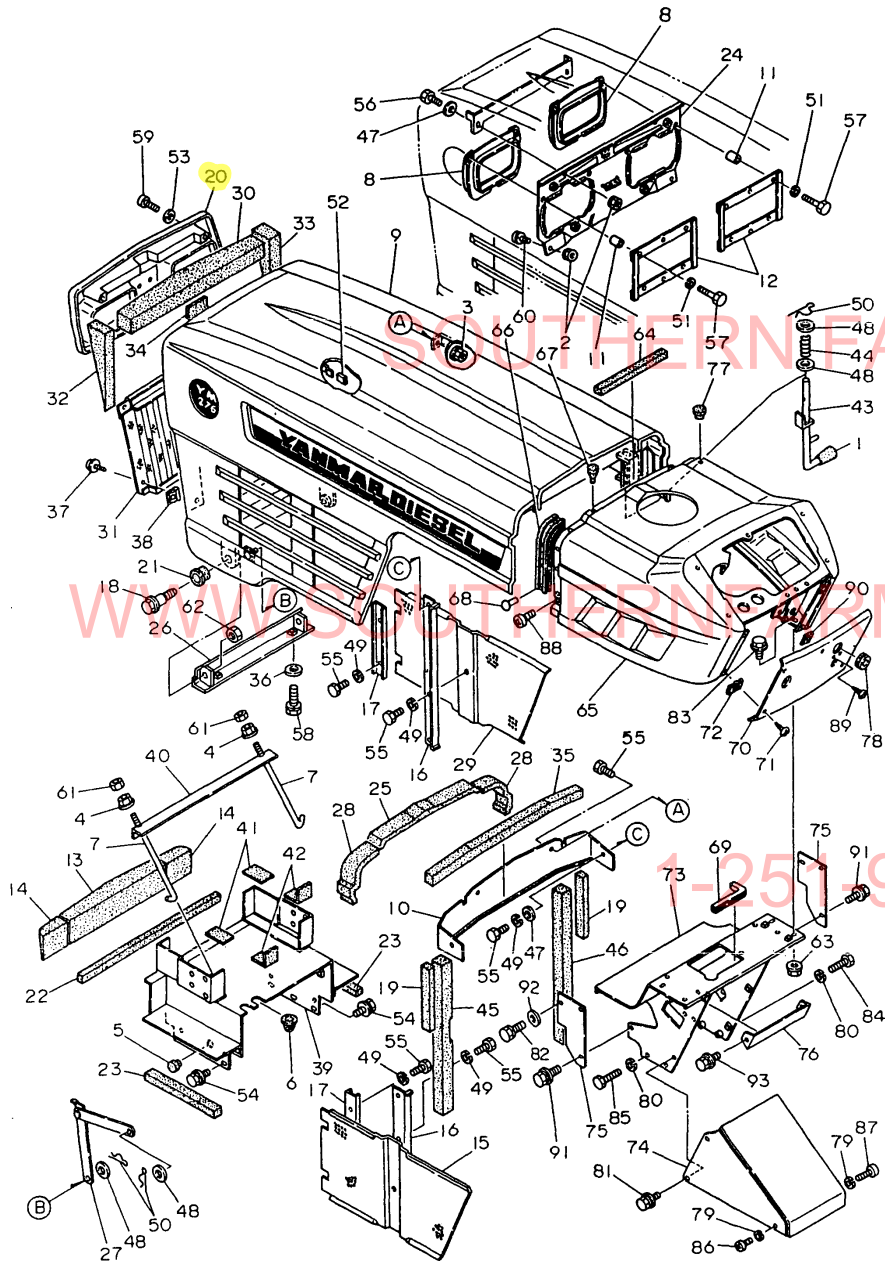
(D)=
(E)=
(F)=

REF.	LEV.	PARTS NO.	DESCRIPTION	Q'TY						I R
				(A)	(B)	(C)	(D)	(E)	(F)	
48	1	22137-100000	WASHER 10,POLISHED	6	6					
49	1	22217-060000	SPRING WASHER 6	12	12					
50	1	22360-100000	SNAP PIN 10	4	4					
51	1	22217-050000	SPRING WASHER 5	6	6					
52	1	23061-070035	PIPE 7X 35	3	3					
53	1	23418-050000	GASKET 5, NYLON	4	4					
54	1	26014-080162	BOLT M 8X 16	6	6					
55	1	26116-060122	BOLT M 6X 12	14	14					
56	1	26116-060162	BOLT M 6X 16 PLATED	2	2					
57	1	26116-050402	BOLT M 5X 40 PLATED	6	6					
58	1	26013-100252	BOLT W/WASHER M10X25	2	2					
58-1	1	26013-100202	BOLT W/WASHER M10X20	2	2					N
(A=*1982.07) (B=*1982.07)										
59	1	26557-050202	SCREW M 5X 20	4	4					
60	1	26587-060162	SCREW M 6X 16	2	2					
61	1	26716-080002	NUT M 8	2	2					
62	1	26716-120002	NUT M12	2	2					
63	1	194990-22140	NUT W/WASHER 8	4	4					
64	1	194464-61480	PAD, (RUBBER)	1	1					
65	1	194170-61500-P	DASHBOARD ASSY	1	1					
66	1	194145-61551	GASKET, HOOD	2	2					
67	1	194145-61560	RUBBER, CUSHION	2	2					
68	1	194190-61560	RIVET 5X6	8	8					
69	1	194420-61580	GROMMET 125	1	1					
70	1	194170-61620-P	COVER,BOX	1	1					
71	1	194420-61640	SCREW M 5X 16	5	5					
72	1	194145-61650	NUT M5	5	5					
73	1	194170-61660-X	STAY, PANEL	1	1					
74	1	194170-61670-X	COVER, GEAR BOX	1	1					
75	1	194170-61680-X	COVER	2	2					
76	1	194170-61690-X	COVER (B), GEAR BOX	1	1					
77	1	194446-62310	CAP 8, RUBBER	2	2					
77-1	1	194324-62310	CAP 4.5, RUBBER	4	4					S
(A=T/# 20430) (B=T/# 40849)										
78	1	194145-64430	GROMMET 12	1	1					
79	1	22217-050000	SPRING WASHER 5	2	2					
80	1	22217-080000	SPRING WASHER 8	3	3					
81	1	26014-060142	BOLT M 6X 14	4	4					
81-1	1	194155-05210	BOLT W/WASHER M6X16	4	4					N
(A=*1982.12) (B=*1982.12)										
82	1	26013-060252	BOLT M 6X 25	1	1					
83	1	26116-080162	BOLT M 8X 16 PLATED	4	4					
83-1	1	26011-080162	BOLT M 8X 16	4	4					N
(A=*1981.08) (B=*1981.08)										
84	1	26116-080252	BOLT M 8X 25 PLATED	2	2					
85	1	26116-080452	BOLT M 8X 45 PLATED	1	1					
86	1	26557-050122	SCREW M 5X 12	1	1					
87	1	26557-050302	SCREW M 5X 30	1	1					
88	1	26587-080122	SCREW M 8X 12	2	2					
89	1	194420-61640	SCREW M 5X 16	2	2					
90	1	194145-61650	NUT M5	2	2					

N:Old ↔ New, Q:Old ↔ New, R:Old ↔ New, S:Old ↔ New, W:Add, Z:Discontinued, F:Set Change, K:Q'ty Change
++ CONTINUE ++
(C)Copy Rights YANMAR CO.,LTD and YANMAR AGRICULTURAL EQUIPMENT CO.,LTD.

Fig.73. HOOD(FRANCE & EUROPE)

Fig. 73 HOOD (FRANCE & EUROPE)



(A)=YM276
(B)=YM276D
(C)=

(D)=
(E)=
(F)=

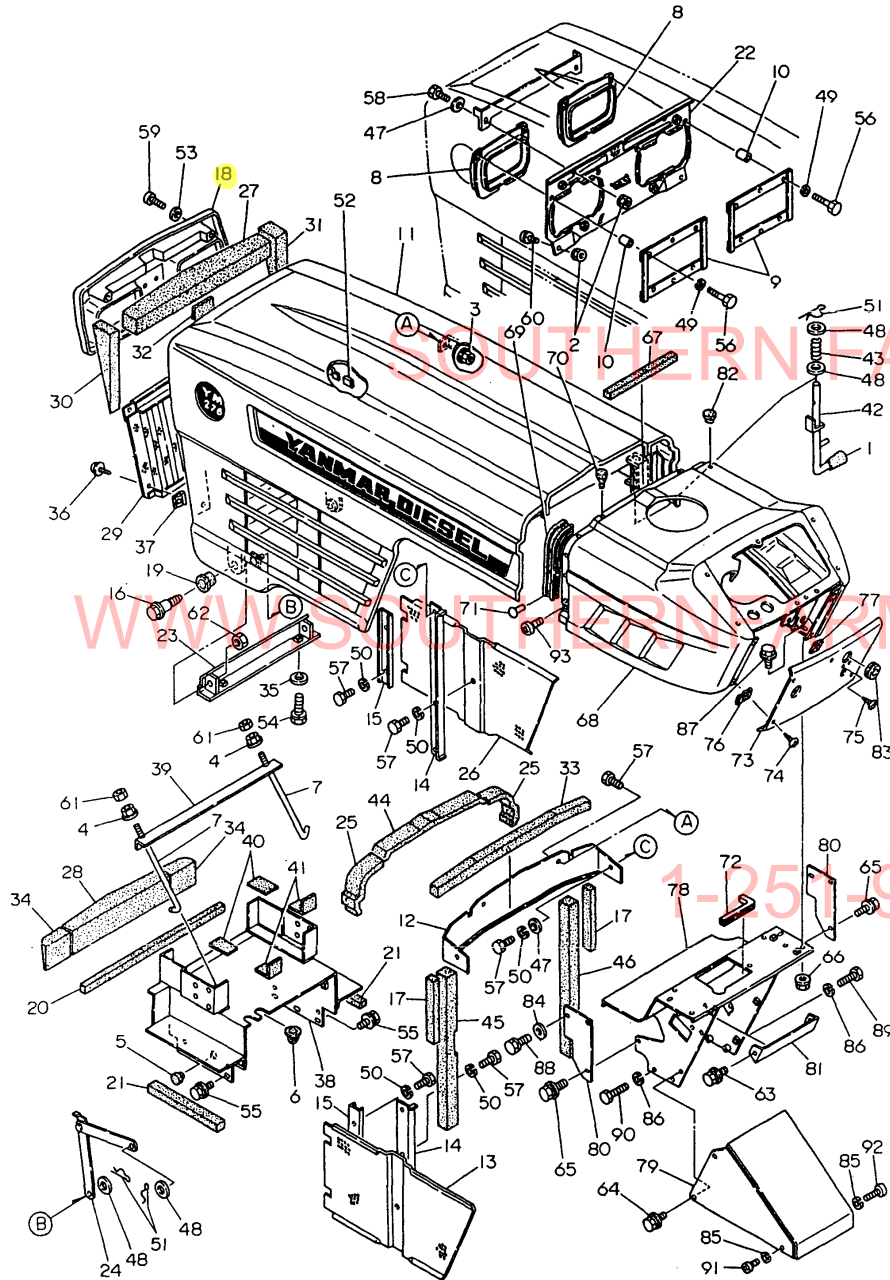
REF.	LEV.	PARTS NO.	DESCRIPTION	Q'TY						I	R
				(A)	(B)	(C)	(D)	(E)	(F)		
91	1	26014-060142	BOLT M 6X 14	5	5						
91-1	1	194155-05210	BOLT W/WASHER M6X16	5	5						N
		(A=*1982.12)	(B=*1982.12)								
92	1	22137-060000	WASHER 6, POLISHED	1	1						
93	1	26013-060122	BOLT M 6X 12	2	2						
93-1	1	194155-05210	BOLT W/WASHER M6X16	2	2						N
		(A=T# 20430)	(B=T# 40844)								

Fig.74. HOOD(ENGLAND & SCANDINAVIA)

(A)=YM276
(B)=YM276D
(C)=

(D)=
(E)=
(F)=

Fig. 74 HOOD (ENGLAND & SCANDINAVIA)



REF.	LEV.	PARTS NO.	DESCRIPTION	Q'TY						I R
				(A)	(B)	(C)	(D)	(E)	(F)	
1	1	194150-01190	KNOB, THROTTLE LEVER	2	2					
2	1	194990-22040	NUT W/WASHER 6	4	4					
3	1	194990-22130	NUT W/WASHER 6	2	2					
4	1	194990-22140	NUT W/WASHER 8	2	2					
5	1	192060-46110	CAP, RUBBER	1	1					
6	1	194170-51210	GROMMET 25	1	1					
7	1	194145-51570	ROD, BATTERY CLAMP	2	2					
8	1	194324-53350	HOOD, HEAD LAMP	2	2					
9	1	194324-53360-U	STAY, LAMP	2	2					
10	1	194324-53370	COLLAR 6.5X10.5X26	6	6					
11	1	194172-61100-R	HOOD	1	1					
12	1	194145-61162	PLATE, AIR CUT	1	1					
13	1	194322-61190	SCREEN, L	1	1					
14	1	194170-61210-R	HOLDER, SCREEN	2	2					
15	1	194145-61242	HOLDER, SCREEN	2	2					
16	1	194155-61241	BOLT, HINGE	2	2					
17	1	194167-61240	PAD, (RUBBER)	2	2					
18	1	194145-61252	GRILLE(UPPER), FRONT	1	1					
19	1	194155-61251	BUSH, HINGE	2	2					
20	1	194322-61260	PAD, (RUBBER)	1	1					
21	1	194170-61270	PAD, (RUBBER)	2	2					
22	1	194324-61280-R	BRACKET	1	1					
23	1	194145-61322	HINGE, HOOD	1	1					
24	1	194322-61330-U	STOPPER, HOOD	1	1					
25	1	194322-61340	PAD, (RUBBER)	2	2					
26	1	194322-61350	SCREEN, R	1	1					
27	1	194322-61360	PAD, (RUBBER)	1	1					
28	1	194322-61360	PAD, (RUBBER)	1	1					
29	1	194370-61371	GRILLE, FRONT	1	1					
30	1	194322-61380	PAD, (RUBBER)	1	1					
31	1	194322-61390	PAD, (RUBBER)	1	1					
32	1	194322-61430	PAD, (RUBBER)	1	1					
33	1	194170-61480	PAD, (RUBBER)	1	1					
34	1	194250-61480	PAD, (RUBBER)	2	2					
35	1	194145-61570	WASHER 10	2	2					
36	1	194420-61640	SCREW M 5X 16	2	2					
37	1	194145-61650	NUT M5	2	2					
38	1	194170-61700-X	COVER, DUST	1	1					
39	1	194190-61750	CLAMP, BATTERY	1	1					
40	1	194190-61761	RUBBER, CUSHION	2	2					
41	1	194190-61780	RUBBER, CUSHION	2	2					
42	1	194145-61821	LEVER, LOCK	2	2					
43	1	194151-61831	SPRING	2	2					
44	1	194446-61940	PAD, (RUBBER)	1	1					
45	1	194170-61980	PAD, (RUBBER)	1	1					
46	1	194446-61981	PAD, (RUBBER)	1	1					
47	1	22137-060000	WASHER 6, POLISHED	4	4					
47-1	1	22137-060000	WASHER 6, POLISHED	4	4					K
48	1	22137-100000	WASHER 10,POLISHED	6	6					
49	1	22217-050000	SPRING WASHER 5	6	6					
50	1	22217-060000	SPRING WASHER 6	12	12					

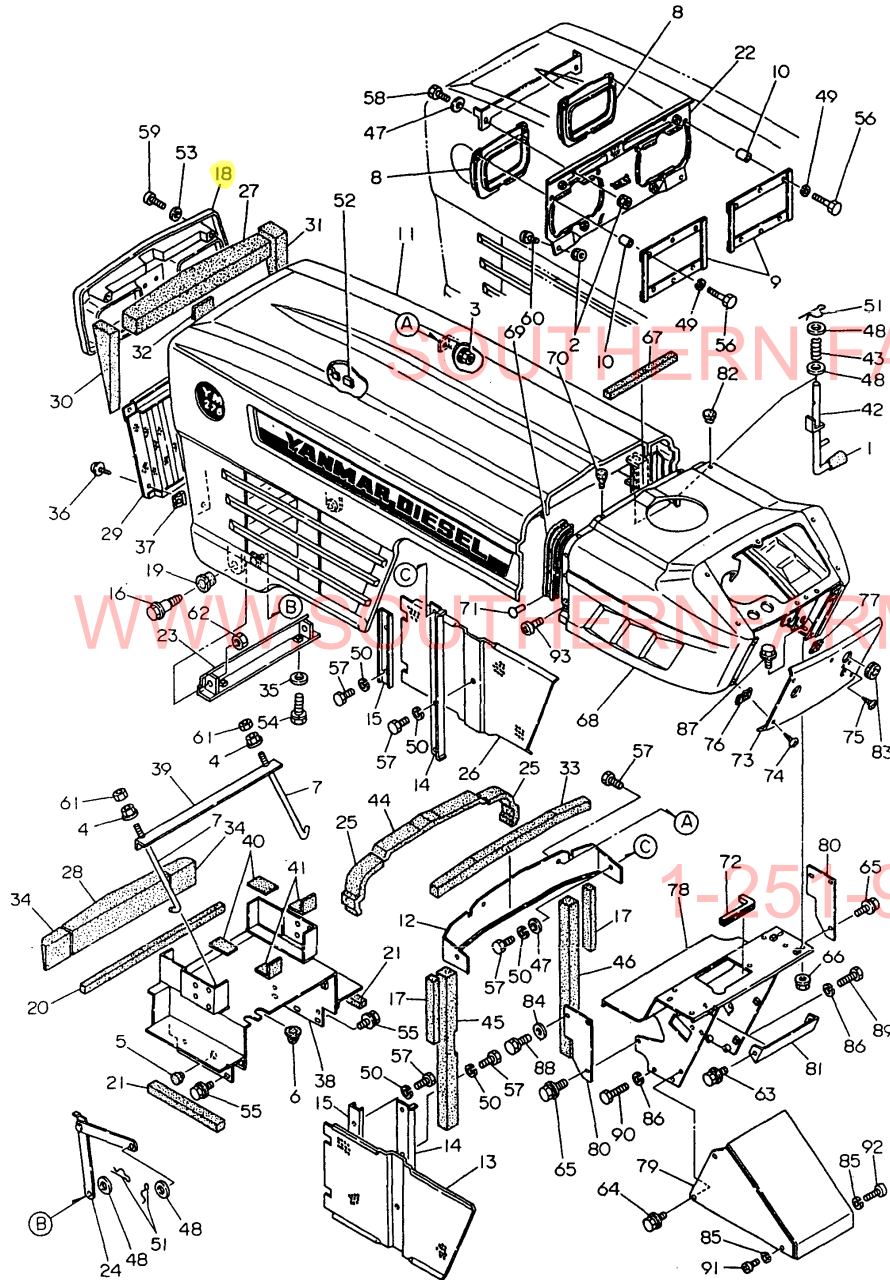
N:Old ↔ New, Q:Old ↔ New, R:Old ↔ New, S:Old ↔ New, W:Add, Z:Discontinued, F:Set Change, K:Q'ty Change
++ CONTINUE ++ (C)Copy Rights YANMAR CO.,LTD and YANMAR AGRICULTURAL EQUIPMENT CO.,LTD.

Fig.74. HOOD(ENGLAND & SCANDINAVIA)

(A)=YM276
(B)=YM276D
(C)=

(D)=
(E)=
(F)=

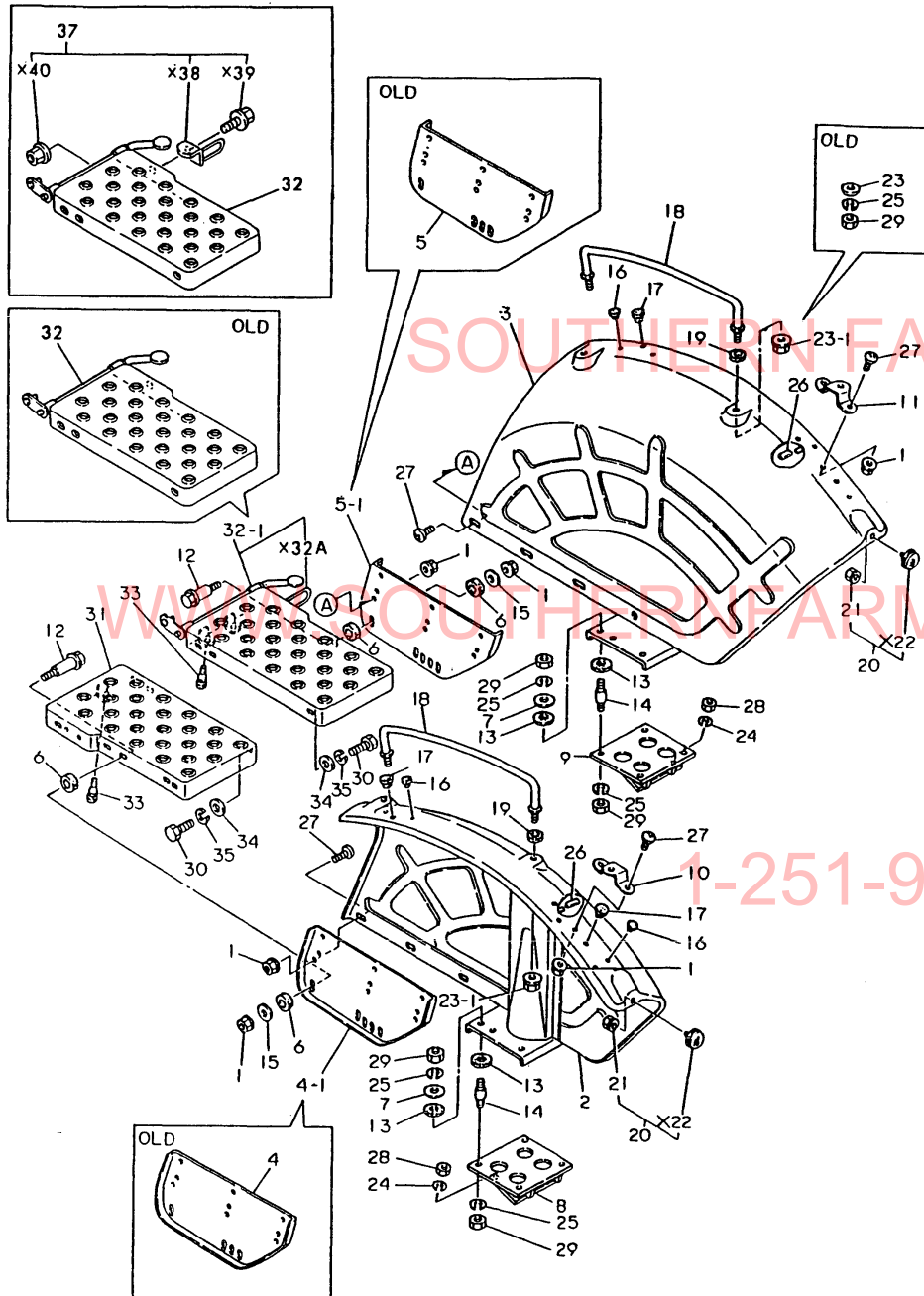
Fig. 74 HOOD (ENGLAND & SCANDINAVIA)



REF.	LEV.	PARTS NO.	DESCRIPTION	Q'TY						I	R
				(A)	(B)	(C)	(D)	(E)	(F)		
51	1	22360-100000	SNAP PIN 10	4	4						
52	1	23061-070035	PIPE 7X 35	3	3						
53	1	23418-050000	GASKET 5, NYLON	4	4						
54	1	26013-100202	BOLT W/WASHER M10X20	2	2						
55	1	26014-080162	BOLT M 8X 16	6	6						
56	1	26116-050402	BOLT M 5X 40 PLATED	6	6						
57	1	26116-060122	BOLT M 6X 12	14	14						
58	1	26116-060162	BOLT M 6X 16 PLATED	2	2						
59	1	26557-050202	SCREW M 5X 20	4	4						
60	1	26587-060162	SCREW M 6X 16	2	2						
61	1	26716-080002	NUT M 8	2	2						
62	1	26716-120002	NUT M12	2	2						
63	1	194155-05210	BOLT W/WASHER M6X16	2	2						
64	1	194155-05210	BOLT W/WASHER M6X16	4	4						
65	1	194155-05210	BOLT W/WASHER M6X16	5	5						
66	1	194990-22140	NUT W/WASHER 8	4	4						
67	1	194464-61480	PAD, (RUBBER)	1	1						
68	1	194170-61500-R	DASHBOARD ASSY	1	1						
69	1	194145-61551	GASKET, HOOD	2	2						
70	1	194145-61560	RUBBER, CUSHION	2	2						
71	1	194190-61560	RIVET 5X6	8	8						
72	1	194420-61580	GROMMET 125	1	1						
73	1	194170-61620-R	COVER, DASHBOARD	1	1						
74	1	194420-61640	SCREW M 5X 16	5	5						
75	1	194420-61640	SCREW M 5X 16	2	2						
76	1	194145-61650	NUT M5	5	5						
77	1	194145-61650	NUT M5	2	2						
78	1	194170-61660-X	STAY, PANEL	1	1						
79	1	194170-61670-X	COVER, GEAR BOX	1	1						
80	1	194170-61680-X	COVER	2	2						
81	1	194170-61690-X	COVER (B), GEAR BOX	1	1						
82	1	194324-62310	CAP 4.5, RUBBER	4	4						
83	1	194145-64430	GROMMET 12	1	1						
84	1	22137-060000	WASHER 6, POLISHED	1	1						
85	1	22217-050000	SPRING WASHER 5	2	2						
86	1	22217-080000	SPRING WASHER 8	3	3						
87	1	26011-080162	BOLT M 8X 16	4	4						
88	1	26013-060252	BOLT M 6X 25	1	1						
89	1	26116-080252	BOLT M 8X 25 PLATED	2	2						
90	1	26116-080452	BOLT M 8X 45 PLATED	1	1						
91	1	26557-050122	SCREW M 5X 12	1	1						
92	1	26557-050302	SCREW M 5X 30	1	1						
93	1	26587-080122	SCREW M 8X 12	2	2						

Fig.75. FENDER(USA & SOUTH AFRICA)

Fig. 75 FENDER (USA & SOUTH AFRICA)



(A)=YM276
(B)=YM276D
(C)=

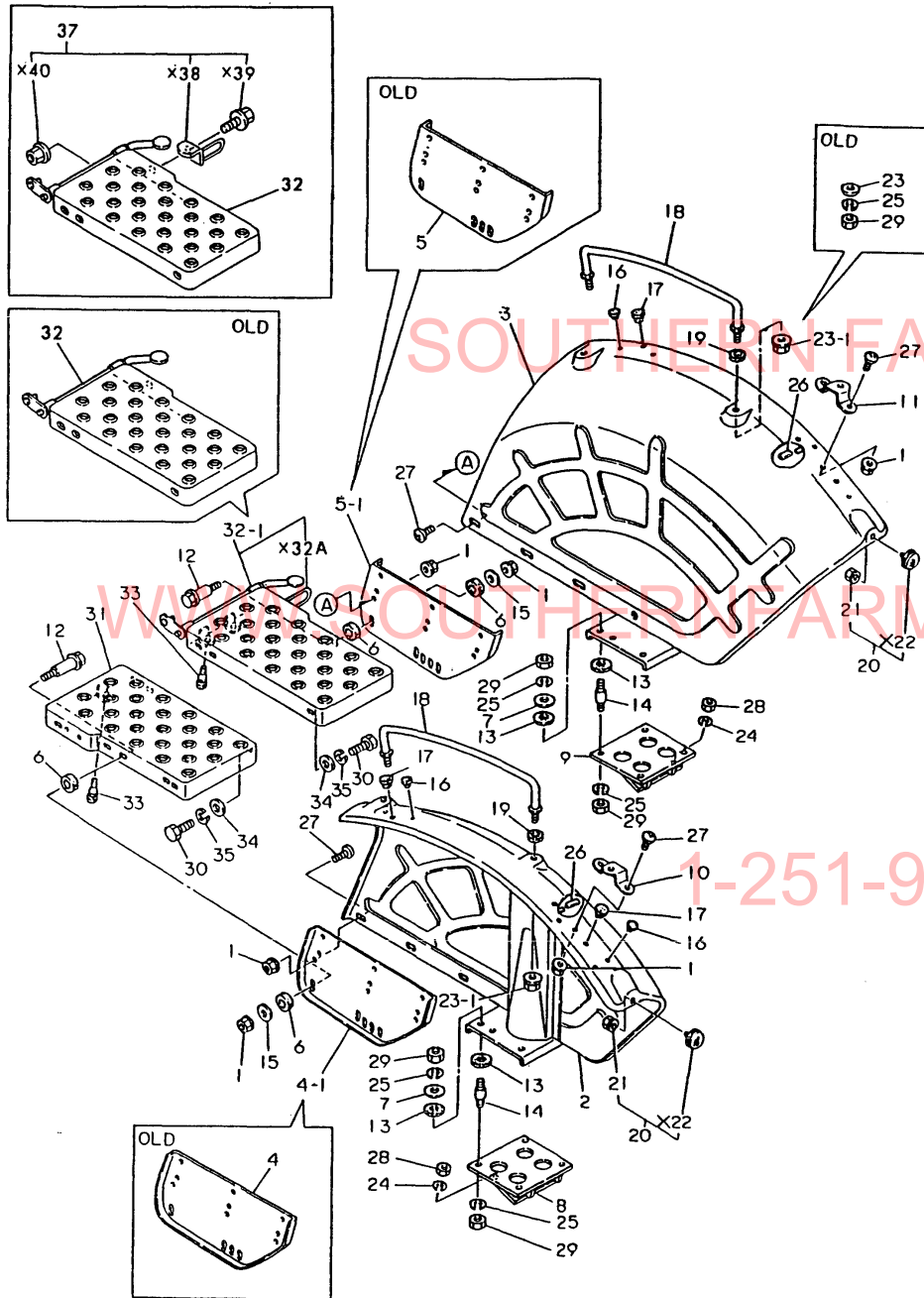
(D)=
(E)=
(F)=

REF.	LEV.	PARTS NO.	DESCRIPTION	Q'TY						I	R
				(A)	(B)	(C)	(D)	(E)	(F)		
1	1	194990-22140	NUT W/WASHER 8	14	14						
2	1	194275-62110-R	FENDER (L)	1	1						
2-1	1	194275-62111-R	FENDER (L)	1	1						N
(A=T/# 20558) (B=T/# 41311)											
3	1	194275-62120-R	FENDER (R)	1	1						
3-1	1	194275-62121-R	FENDER (R)	1	1						N
(A=T/# 20558) (B=T/# 41311)											
4	1	194145-62130-R	SUB-FENDER (L)	1	1						
4-1	1	194145-62131-R	SUB-FENDER (L)	1	1						S
(A=T/# 20451) (B=T/# 40951)											
5	1	194145-62140-R	SUB-FENDER (R)	1	1						
5-1	1	194145-62141-R	SUB-FENDER (R)	1	1						S
(A=T/# 20451) (B=T/# 40951)											
6	1	194130-62160	RUBBER, CUSHION	8	8						
7	1	194130-62180	WASHER	8	8						
8	1	194170-62200	BRACKET, FENDER	1	1						
9	1	194170-62210	BRACKET, FENDER	1	1						
10	1	194145-62220-R	STAY	1	1						
11	1	194145-62230-R	STAY	1	1						
12	1	194145-62241	BOLT	4	4						
13	1	194145-62260	RUBBER, CUSHION	16	16						
14	1	194134-62270	BOLT	8	8						
15	1	194145-62280	WASHER	4	4						
16	1	194275-62310	CAP 10, RUBBER	6	6						
16-1	1	194275-62310	CAP 10, RUBBER	8	8						K
(A=T/# 20558) (B=T/# 41314)											
17	1	194275-62320	CAP 12, RUBBER	3	3						
17-1	1	194145-64430	GROMMET 12	3	3						N
(A=T/# 20230) (B=T/# 40422)											
17-2	1	194145-64430	GROMMET 12	1	1						K
(A=T/# 20558) (B=T/# 41311)											
18	1	194145-62410-R	BAR, ASSIST	2	2						
19	1	194145-62420	RUBBER, CUSHION	4	4						
20	1	194740-76200	REFLECTOR	2	2						
21	2	194990-22030	NUT W/WASHER 5	2	2						
23	1	22137-120000	WASHER 12,POLISHED	4	4						
23-1	1	194990-22160	NUT W/WASHER 12	4	4						S
(A=T/# 20430) (B=T/# 40844)											
24	1	22217-100000	SPRING WASHER 10	8	8						
25	1	22217-120000	WASHER 12,SPRING	20	20						
25-1	1	22217-120000	WASHER 12,SPRING	16	16						K
(A=T/# 20430) (B=T/# 40844)											
26	1	23061-070035	PIPE 7X 35	4	4						
27	1	26587-080122	SCREW M 8X 12	10	10						
28	1	26716-100002	NUT M10	8	8						
29	1	26716-120002	NUT M12	20	20						
29-1	1	26716-120002	NUT M12	16	16						K
(A=T/# 20430) (B=T/# 40844)											
30	1	194465-11930	BOLT M10X 28	4	4						
31	1	194170-62510-X	STEP (L)	1	1						
32	1	194170-62530-X	STEP (R)	1	1						

N:Old ↔ New, Q:Old ↔ New, R:Old ↔ New, S:Old ↔ New, W:Add, Z:Discontinued, F:Set Change, K:Q'ty Change
++ CONTINUE ++ (C)Copy Rights YANMAR CO.,LTD and YANMAR AGRICULTURAL EQUIPMENT CO.,LTD.

Fig.75. FENDER(USA & SOUTH AFRICA)

Fig. 75 FENDER (USA & SOUTH AFRICA)



(A)=YM276
(B)=YM276D
(C)=

(D)=
(E)=
(F)=

REF.	LEV.	PARTS NO.	DESCRIPTION	Q'TY						I	R
				(A)	(B)	(C)	(D)	(E)	(F)		
32-1	1	194170-62531-X	STEP (R)	1	1						N
		(A=T/# 20636) (B=T/# 41664)									
33	1	194330-62530	STOPPER, PEDAL	3	3						
34	1	22137-100000	WASHER 10,POLISHED	4	4						
35	1	22217-100000	SPRING WASHER 10	4	4						
36	1	194448-61620	GROMMET 20.5	2	2						W
		(A=T# 20558) (B=T/# 41311)									
37	1	794170-01400-X	STOPPER KIT, PEDAL	1	1						W 1
		(A=T/# 20636) (B=T/# 41664)									

SOUTHERN FARM EQUIPMENT

WWW.SOUTHERNFARMEQUIPMENTIMPORTS.COM

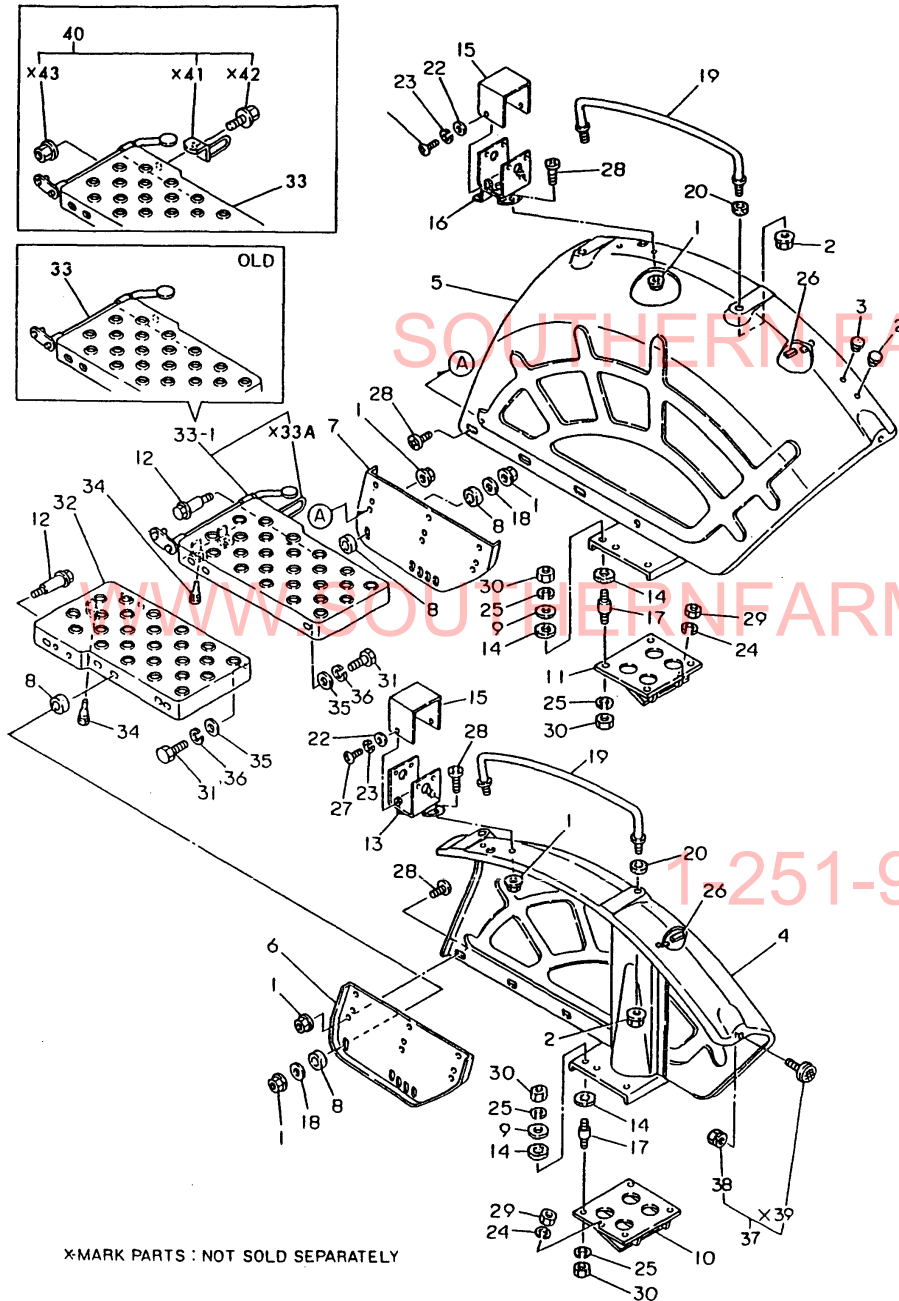
1-251-957-2857

Fig.76. FENDER(FRANCE & EUROPE)

(A)=YM276
(B)=YM276D
(C)=

(D)=
(E)=
(F)=

Fig. 76 FENDER (FRANCE & EUROPE)



*MARK PARTS : NOT SOLD SEPARATELY

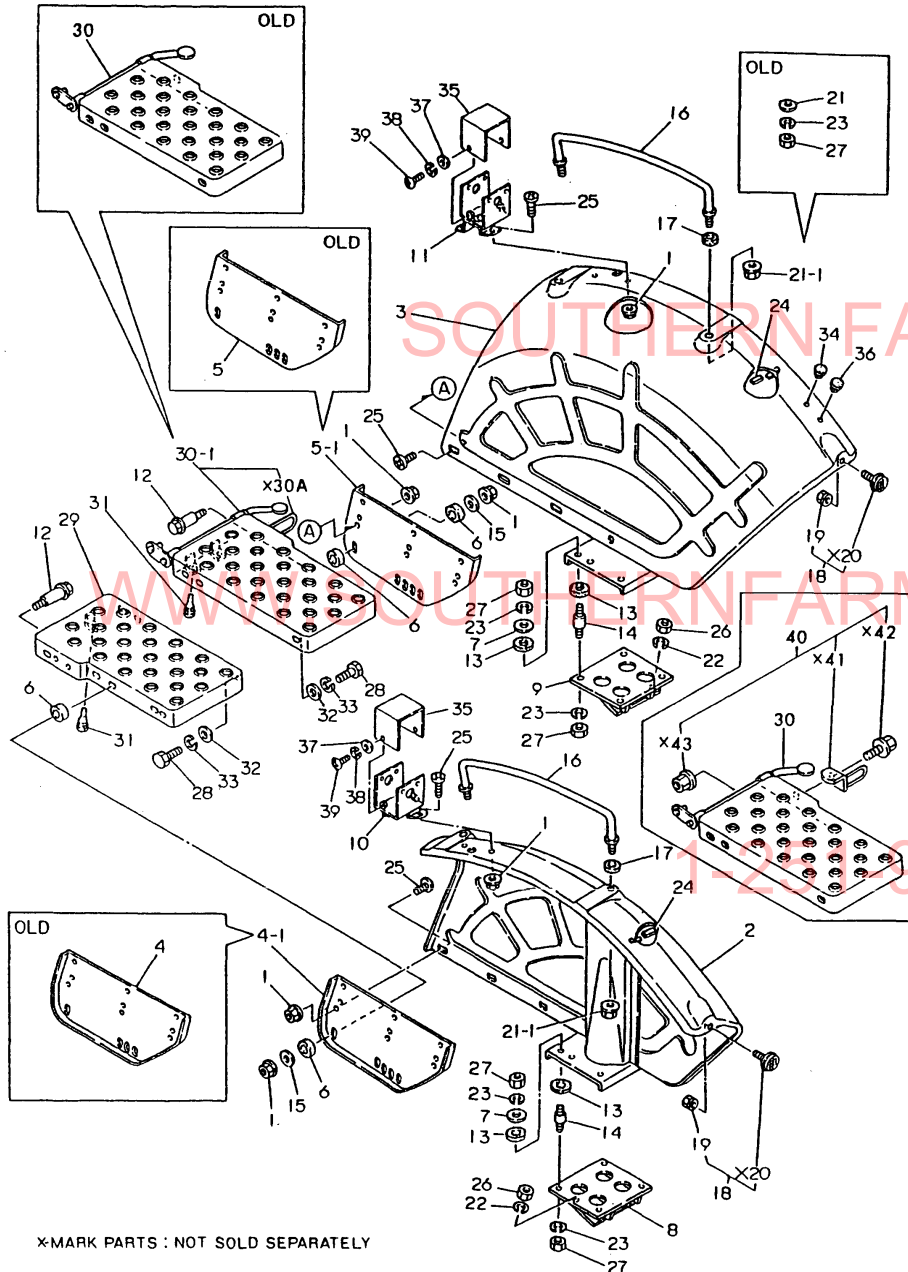
REF.	LEV.	PARTS NO.	DESCRIPTION	Q'TY						I	R
				(A)	(B)	(C)	(D)	(E)	(F)		
1	1	194990-22140	NUT W/WASHER 8	14	14						
2	1	194990-22160	NUT W/WASHER 12	4	4						
3	1	1C6053-26020	CAP, RUBBER	1	1						
4	1	194324-62110-R	FENDER (L)	1	1						
5	1	194324-62120-R	FENDER (R)	1	1						
6	1	194145-62131-R	SUB-FENDER (L)	1	1						
7	1	194145-62141-R	SUB-FENDER (R)	1	1						
8	1	194130-62160	RUBBER, CUSHION	8	8						
9	1	194130-62180	WASHER	8	8						
10	1	194170-62200	BRACKET, FENDER	1	1						
11	1	194170-62210	BRACKET, FENDER	1	1						
12	1	194145-62241	BOLT	4	4						
13	1	194324-62251-P	BRACKET (L), SIGNAL	1	1						
14	1	194145-62260	RUBBER, CUSHION	16	16						
15	1	194240-62260-P	HOOD, TURN SIGNAL	2	2						
16	1	194324-62261-P	BRACKET (R), SIGNAL	1	1						
17	1	194134-62270	BOLT	8	8						
18	1	194145-62280	WASHER	4	4						
19	1	194145-62410-P	BAR, ASSIST	2	2						
20	1	194145-62420	RUBBER, CUSHION	4	4						
21	1	194145-64430	GROMMET 12	1	1						
22	1	22137-060000	WASHER 6, POLISHED	4	4						
23	1	22217-060000	SPRING WASHER 6	4	4						
24	1	22217-100000	SPRING WASHER 10	8	8						
25	1	22217-120000	WASHER 12, SPRING	16	16						
26	1	23061-070035	PIPE 7X 35	4	4						
27	1	26557-060122	SCREW M 6X 12, PAN HD	4	4						
28	1	26587-080122	SCREW M 8X 12	10	10						
29	1	26716-100002	NUT M10	8	8						
30	1	26716-120002	NUT M12	16	16						
31	1	194465-11930	BOLT M10X 28	4	4						
32	1	194170-62510-X	STEP (L)	1	1						
33	1	194170-62530-X	STEP (R)	1	1						
33-1	1	194170-62531-X	STEP (R)	1	1						N
		(A=T/# 20636) (B=T/# 41664)									
34	1	194330-62530	STOPPER, PEDAL	3	3						
35	1	22137-100000	WASHER 10, POLISHED	4	4						
36	1	22217-100000	SPRING WASHER 10	4	4						
37	1	194436-64200	REFLECTOR ASSY	2	2						W
		(A=T/# 20430) (B=T/# 40846)									
38	2	194990-22030	NUT W/WASHER 5	2	2						W
		(A=T/# 20430) (B=T/# 40846)									
40	1	794170-01400-X	STOPPER KIT, PEDAL	1	1						W 1
		(A=T/# 20636) (B=T/# 41664)									

Fig.77. FENDER(ENGLAND)

(A)=YM276
(B)=YM276D
(C)=

(D)=
(E)=
(F)=

Fig. 77 FENDER (ENGLAND)



*MARK PARTS : NOT SOLD SEPARATELY

REF.	LEV.	PARTS NO.	DESCRIPTION	(A)	(B)	(C)	Q'TY	(D)	(E)	(F)	I	R
1	1	194990-22140	NUT W/WASHER 8	14	14							
2	1	194275-62110-R	FENDER (L)	1	1							
2-1	1	194324-62110-R	FENDER (L)	1	1							S
		(A=T/# 20310) (B=T/# 40685)										
3	1	194275-62120-R	FENDER (R)	1	1							
3-1	1	194324-62120-R	FENDER (R)	1	1							S
		(A=T/# 20310) (B=T/# 40685)										
4	1	194145-62130	SUB-FENDER (L)	1	1							
4-1	1	194145-62131-R	SUB-FENDER (L)	1	1							S
		(A=T/# 20451) (B=T/# 40951)										
5	1	194145-62140	SUB-FENDER (R)	1	1							
5-1	1	194145-62141-R	SUB-FENDER (R)	1	1							S
		(A=T/# 20451) (B=T/# 40951)										
6	1	194130-62160	RUBBER, CUSHION	8	8							
7	1	194130-62180	WASHER	8	8							
8	1	194170-62200	BRACKET, FENDER	1	1							
9	1	194170-62210	BRACKET, FENDER	1	1							
10	1	194324-62250-R	BRACKET (L), LIGHT	1	1							
10-1	1	194324-62251-R	BRACKET	1	1							N
		(A=T/# 20310) (B=T/# 40685)										
11	1	194324-62260-R	BRACKET (R), LIGHT	1	1							
11-1	1	194324-62261-R	BRACKET (R)	1	1							N
		(A=T/# 20310) (B=T/# 40685)										
12	1	194145-62241	BOLT	4	4							
13	1	194145-62260	RUBBER, CUSHION	16	16							
14	1	194134-62270	BOLT	8	8							
15	1	194145-62280	WASHER	4	4							
16	1	194145-62410	BAR, ASSIST	2	2							
17	1	194145-62420	RUBBER, CUSHION	4	4							
18	1	194436-64200	REFLECTOR ASSY	2	2							
19	2	194990-22030	NUT W/WASHER 5	2	2							
21	1	22137-120000	WASHER 12,POLISHED	4	4							
21-1	1	194990-22160	NUT W/WASHER 12	4	4							S
		(A=T/# 20381) (B=T/# 40803)										
22	1	22217-100000	SPRING WASHER 10	8	8							
23	1	22217-120000	WASHER 12,SPRING	20	20							
23-1	1	22217-120000	WASHER 12,SPRING	16	16							K
		(A=T/# 20381) (B=T/# 40803)										
24	1	23061-070035	PIPE 7X 35	4	4							
25	1	26587-080122	SCREW M 8X 12	10	10							
26	1	26716-100002	NUT M10	8	8							
27	1	26716-120002	NUT M12	20	20							
27-1	1	26716-120002	NUT M12	16	16							K
		(A=T/# 20381) (B=T/# 40803)										
28	1	194465-11930	BOLT M10X 28	4	4							
29	1	194170-62510-X	STEP (L)	1	1							
30	1	194170-62530-X	STEP (R)	1	1							
30-1	1	194170-62531-X	STEP (R)	1	1							N
		(A=T/# 20636) (B=T/# 41664)										
31	1	194430-62530	STOPPER,PEDAL	3	3							
32	1	22137-100000	WASHER 10,POLISHED	4	4							

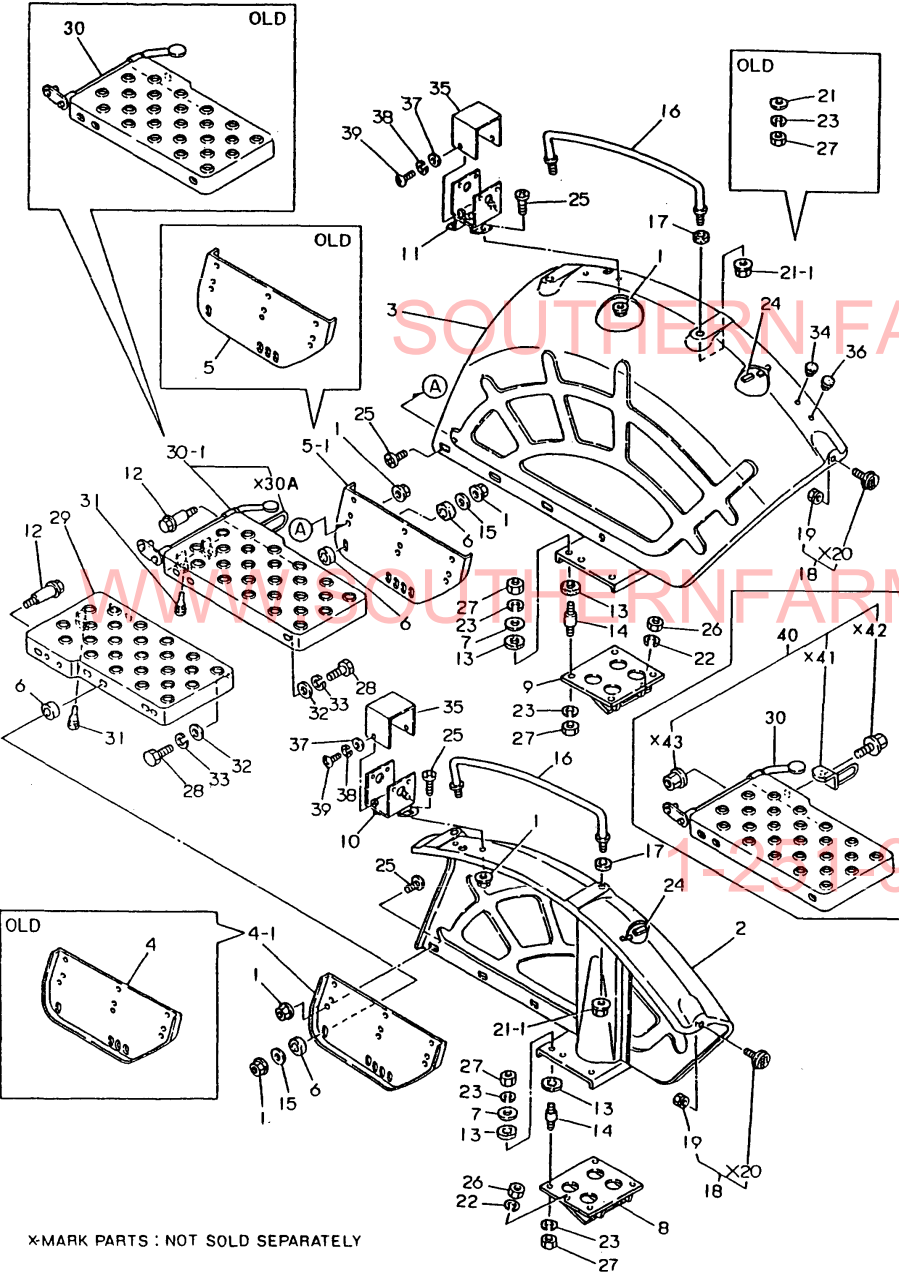
Fig.77. FENDER(ENGLAND)

(A)=YM276
(B)=YM276D
(C)=

(D)=
(E)=
(F)=

Fig. 77 FENDER (ENGLAND)

REF.	LEV.	PARTS NO.	DESCRIPTION	Q'TY						I	R
				(A)	(B)	(C)	(D)	(E)	(F)		
33	1	22217-100000	SPRING WASHER 10	4	4						
34	1	1C6053-26020	CAP, RUBBER	1	1						
35	1	194240-62260-R	HOOD, TURN SIGNAL	2	2						
36	1	194145-64430	GROMMET 12	1	1						
37	1	22137-060000	WASHER 6, POLISHED	4	4						
38	1	22217-060000	SPRING WASHER 6	4	4						
39	1	26557-060122	SCREW M 6X 12,PAN HD	4	4						
40	1	794170-01400-X	STOPPER KIT, PEDAL	1	1						W 1



*MARK PARTS : NOT SOLD SEPARATELY

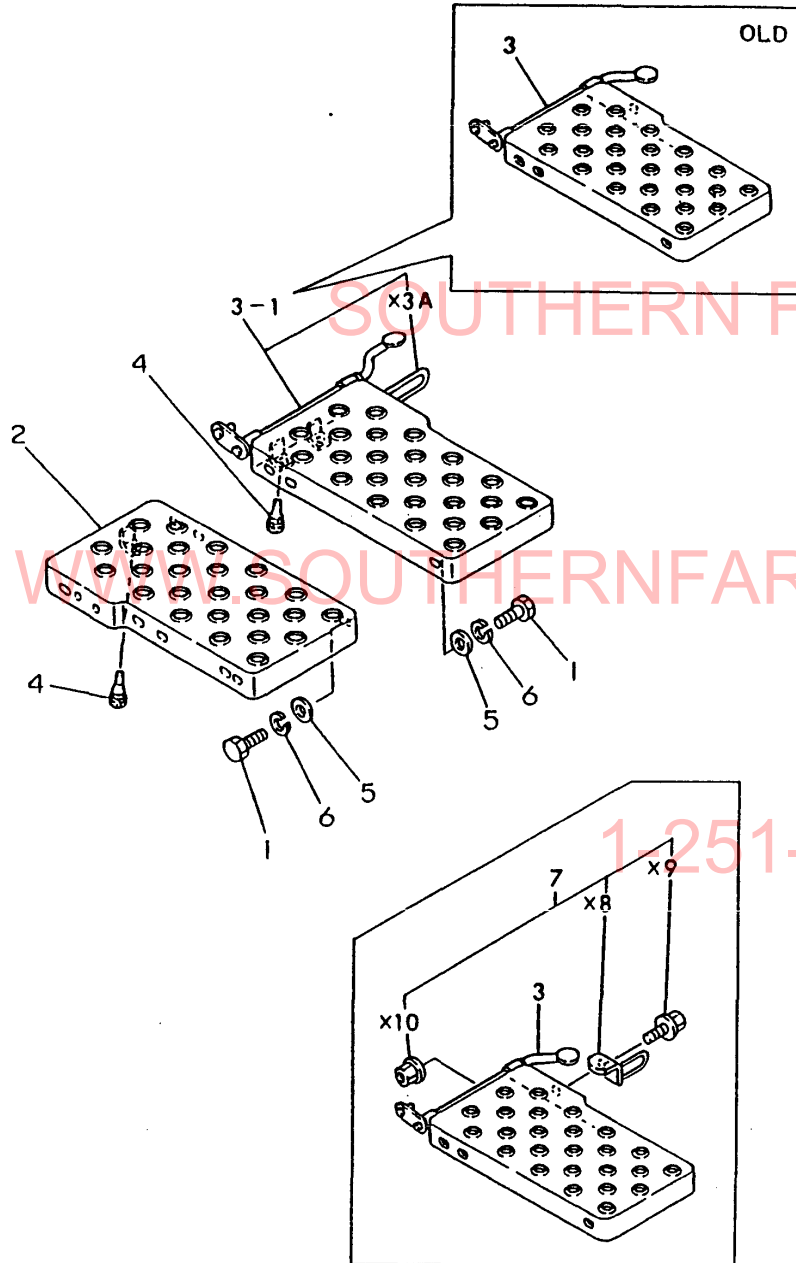
SOUTHERNFARMEQUIPMENT

WWW.SOUTHERNFARMEQUIPMENTIMPORTS.COM

1-22-2057-2857

Fig.78. STEP(PORTUGAL)

Fig. 78 STEPS (PORTUGAL)



Y00T2321 78. STEP(PORTUGAL)

(A)=YM276
(B)=YM276D
(C)=

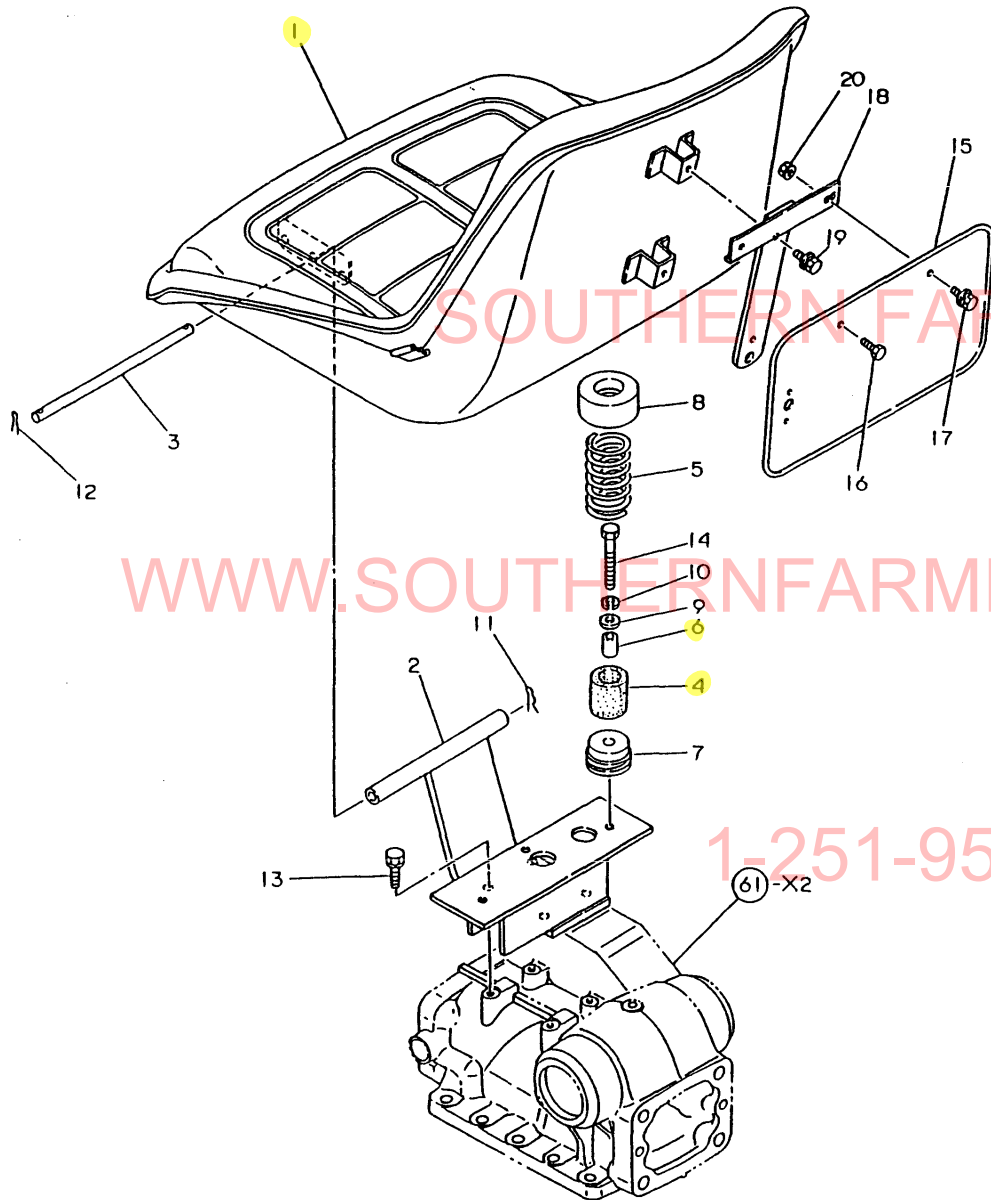
(D)=
(E)=
(F)=

REF.	LEV.	PARTS NO.	DESCRIPTION	Q'TY						I	R
				(A)	(B)	(C)	(D)	(E)	(F)		
1	1	194465-11930	BOLT M10X 28	4	4						
2	1	194170-62510-X	STEP (L)	1	1						
3	1	194172-62540-X	STEP (R)	1	1						
3-1	1	194172-62541-X	STEP (R)	1	1						N
		(A=T/# 20019) (B=T/# 40042)									
4	1	194330-62530	STOPPER, PEDAL	3	3						
5	1	22137-100000	WASHER 10,POLISHED	4	4						
6	1	22217-100000	SPRING WASHER 10	4	4						
7	1	794170-01400-X	STOPPER KIT, PEDAL	1	1						W 1
		(A=T/# 20019) (B=T/# 40042)									

1-251-957-2857

Fig.79. SEAT(STANDARD)

Fig. 79 SEAT (STANDARD)



(A)=YM276
(B)=YM276D
(C)=

(D)=
(E)=
(F)=

REF.	LEV.	PARTS NO.	DESCRIPTION	Q'TY						I	R
				(A)	(B)	(C)	(D)	(E)	(F)		
1	1	194170-63110-X	SEAT, OPERATOR	1	1						
1-1	1	194448-63110	SEAT, OPERATOR	1	1						N
				(A=T/# 20627)	(B=T/# 41570)						
2	1	194170-63210-X	BRACKET, SEAT	1	1						
3	1	194140-63221	PIN, HINGE	1	1						
4	1	194151-63240	RUBBER, CUSHION	2	2						
5	1	194281-63240	SPRING	2	2						
6	1	194151-63250	COLLAR	2	2						
7	1	194322-63250	HOLDER	2	2						
8	1	194322-63280	RETAINER	2	2						
9	1	22137-080000	WASHER 8, POLISHED	2	2						
10	1	22217-080000	SPRING WASHER 8	2	2						
11	1	22360-080000	SNAP PIN 8	1	1						
12	1	22417-200200	COTTER PIN 2.0X20	1	1						
13	1	26013-080252	BOLT M 8X 25	4	4						
14	1	26116-080602	BOLT M 8X 60 PLATED	2	2						
14-1	1	26116-080552	BOLT M 8X 55 PLATED	2	2						N
				(A=T/# 20611)	(B=T/# 41544)						
15	1	194436-64510	PLATE, LICENSE	1	1						1
16	1	26116-060122	BOLT M 6X 12	1	1						
17	1	26013-060122	BOLT M 6X 12	1	1						
17-1	1	26014-060122	BOLT M 6X 12	1	1						N
				(A=T/# 20430)	(B=T/# 40849)						
18	1	194448-63120-X	STAY, NUMBER PLATE	1	1						
19	1	26013-060162	BOLT M 6X 16	2	2						
19-1	1	194155-05210	BOLT W/WASHER M6X16	2	2						N
				(A=T/# 20430)	(B=T/# 40849)						
20	1	194990-22130	NUT W/WASHER 6	1	1						

WWW.SOUTHERNFARMEQUIPMENTEXPORTS.COM

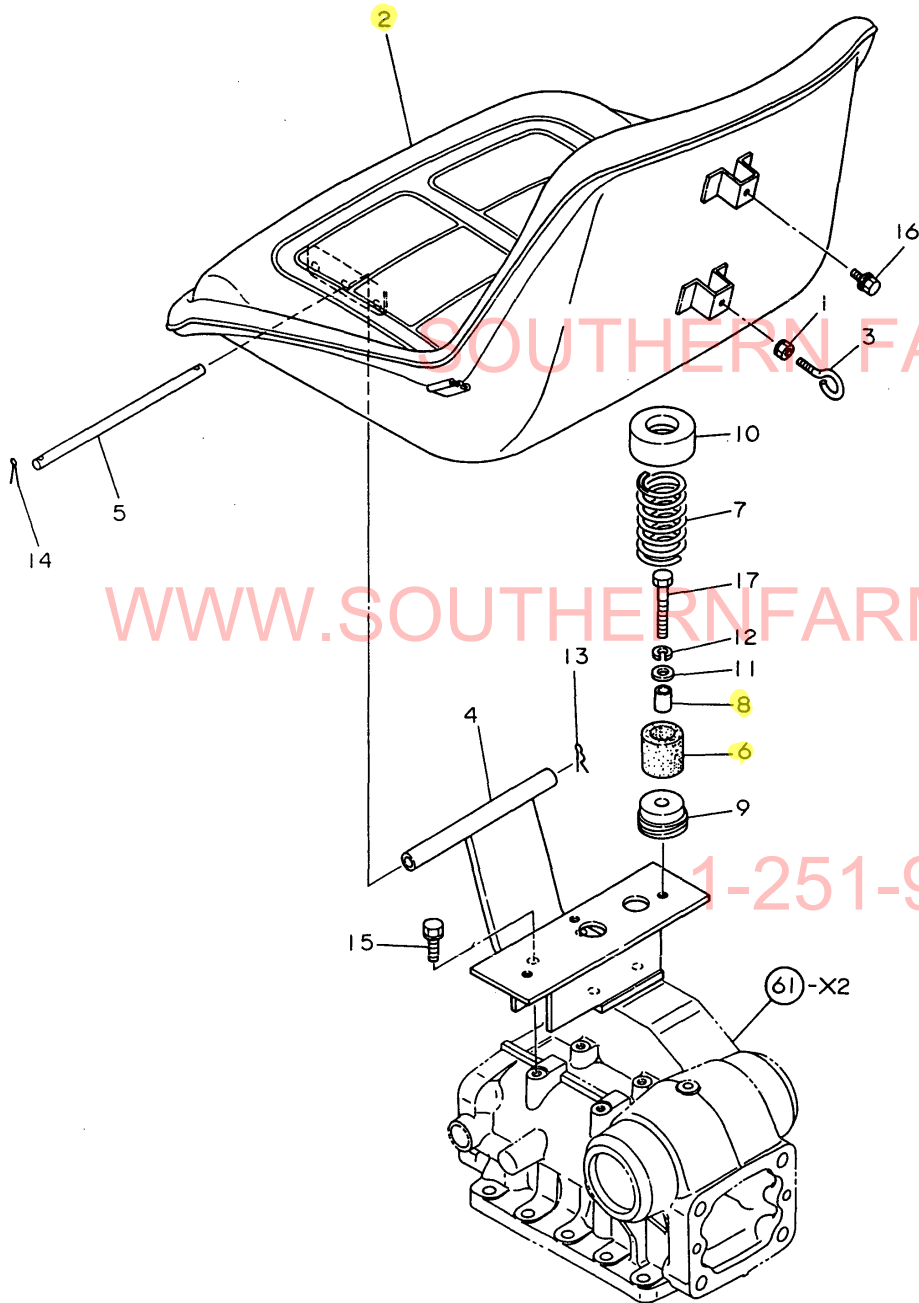
1-251-957-2857

Fig.80. SEAT(USA & SOUTH AFRICA)

(A)=YM276
(B)=YM276D
(C)=

(D)=
(E)=
(F)=

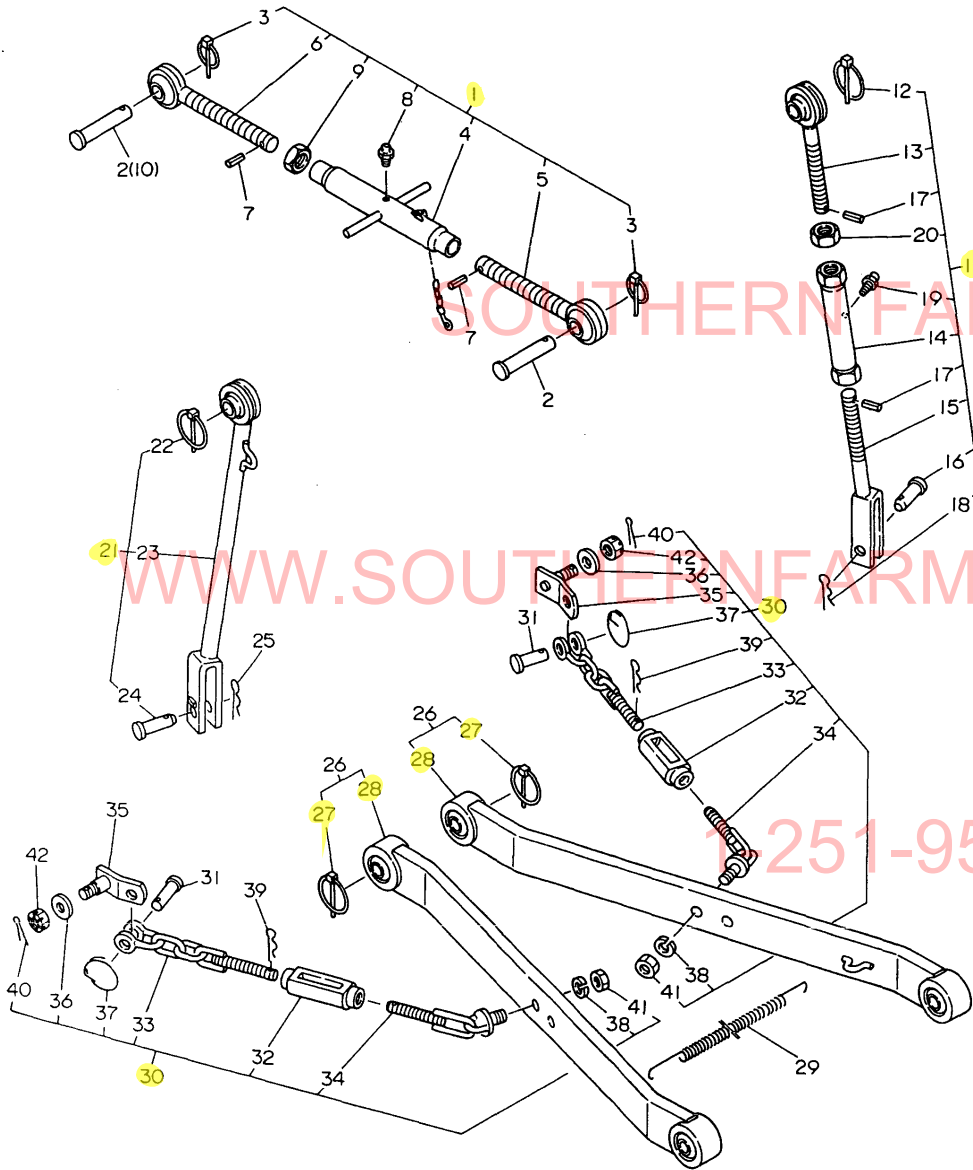
Fig. 80 SEAT (USA & SOUTH AFRICA)



REF.	LEV.	PARTS NO.	DESCRIPTION	Q'TY						I	R
				(A)	(B)	(C)	(D)	(E)	(F)		
1	1	194990-22130	NUT W/WASHER 6	1	1						
2	1	194170-63110-X	SEAT, OPERATOR	1	1						
2-1	1	194170-63111-X	SEAT, OPERATOR	1	1						N
(A=T/# 20648) (B=T/# 41690)											
3	1	194275-63120	BOLT	1	1						
4	1	194170-63210-X	BRACKET, SEAT	1	1						
5	1	194140-63221	PIN, HINGE	1	1						
6	1	194151-63240	RUBBER, CUSHION	2	2						
7	1	194281-63240	SPRING	2	2						
8	1	194151-63250	COLLAR	2	2						
9	1	194322-63250	HOLDER	2	2						
10	1	194322-63280	RETAINER	2	2						
11	1	22137-080000	WASHER 8, POLISHED	2	2						
12	1	22217-080000	SPRING WASHER 8	2	2						
13	1	22360-080000	SNAP PIN 8	1	1						
14	1	22417-200200	COTTER PIN 2.0X20	1	1						
15	1	26013-080252	BOLT M 8X 25	4	4						
15-1	1	26106-080252	BOLT M 8X 25 PLATED	4	4						N
(A=T/# 20648) (B=T/# 41690)											
16	1	26014-060202	BOLT M 6X 20	1	1						
16-1	1	26106-060162	BOLT M 6X 16 PLATED	1	1						N
(A=T/# 20648) (B=T/# 41690)											
17	1	26116-080602	BOLT M 8X 60 PLATED	2	2						
17-1	1	26116-080552	BOLT M 8X 55 PLATED	2	2						N
(A=T/# 20611) (B=T/# 41544)											
17-2	1	26106-080552	BOLT M 8X 55 PLATED	2	2						N
(A=T/# 20648) (B=T/# 41690)											

Fig.81. THREE-POINT HITCH

Fig. 81 THREE-POINT HITCH



(A)=YM276
(B)=YM276D
(C)=

(D)=
(E)=
(F)=

REF.	LEV.	PARTS NO.	DESCRIPTION	Q'TY						I	R
				(A)	(B)	(C)	(D)	(E)	(F)		
1	1	794170-71100-X	LINK ASSY, TOP	1	1						
2	2	194150-71230	PIN, TOP LINK	2	2						
2-1	2	194150-71230	PIN, TOP LINK	1	1						K
		(A=*1982.09) (B=*1982.09)									
3	2	794130-71410	PIN ASSY,BALL SOCKET	2	2						
4	2	194446-71500-X	TURNBUCKLE	1	1						
5	2	194446-71700-X	EYE-BOLT (L)	1	1						
6	2	194446-71600-X	EYE-BOLT (R)	1	1						
7	2	22351-040024	SPRING PIN 4X24	2	2						
8	2	24761-010000	NIPPLE M6F, GREASE	1	1						
9	2	26756-240002	LOCK NUT M24 PLATED	1	1						
10	2	195080-15060	PIN, HITCH	1	1						W
		(A=*1982.09) (B=*1982.09)									
11	1	794170-72100-X	LINK ASSY, LIFT	1	1						
12	2	794130-71410	PIN ASSY,BALL SOCKET	1	1						
13	2	194170-72200-X	BOLT W/BALL, EYE	1	1						
14	2	194170-72230-X	TURNBUCKLE	1	1						
15	2	194170-72450-X	YOKE, LIFT LINK	1	1						
16	2	194145-72550	PIN, LIFT YOKE	1	1						
17	2	22351-040022	SPRING PIN 4X22	2	2						
18	2	22360-160000	SNAP PIN 16	1	1						
19	2	24761-060000	NIPPLE MT6X1, GREASE	1	1						
19-1	2	24761-010000	NIPPLE M6F, GREASE	1	1						S
		(A=T/# 20430) (B=T/# 40844)									
20	2	26756-200002	LOCK NUT M20 PLATED	1	1						
21	1	794170-72200-X	LINK ASSY, LIFT	1	1						
22	2	794130-71410	PIN ASSY,BALL SOCKET	1	1						
23	2	194170-72300-X	LINK ASSY, LIFT	1	1						
24	2	194145-72550	PIN, LIFT YOKE	1	1						
25	2	22360-160000	SNAP PIN 16	1	1						
26	1	794170-73100-X	LINK ASSY, LOWER	2	2						
27	2	794130-71410	PIN ASSY,BALL SOCKET	2	2						
28	2	194170-73410-X	LINK ASSY, LOWER	2	2						
29	1	194145-73150	SPRING	1	1						
30	1	794170-74600-X	CHAIN SET, CHECK	2	2						
31	2	194080-74631	PIN (SA10), SHACKLE	2	2						
32	2	194150-74670-U	TURNBUCKLE, CHAIN	2	2						
33	2	194170-74720-U	EYE BOLT	2	2						
34	2	194286-74800-U	CHAIN, CHECK	2	2						
34-1	2	194170-74800-U	CHAIN, CHECK	2	2						S
		(A=*1981.02) (B=*1981.02)									
35	2	194170-74910-X	BRACKET, CHAIN	2	2						
35-1	2	194150-74910-X	BRACKET, CHAIN	2	2						S
		(A=*1980.10) (B=*1980.10)									
36	2	194150-74920	WASHER	2	2						
37	2	194145-75250	RING	2	2						
38	2	22217-140000	SPRING WASHER 14	2	2						
39	2	22360-200000	SNAP PIN 20	2	2						
40	2	22417-300350	COTTER PIN 3.0X35	2	2						
41	2	26716-140002	NUT M14	2	2						
42	2	26817-160002	CASTLE NUT M16	2	2						

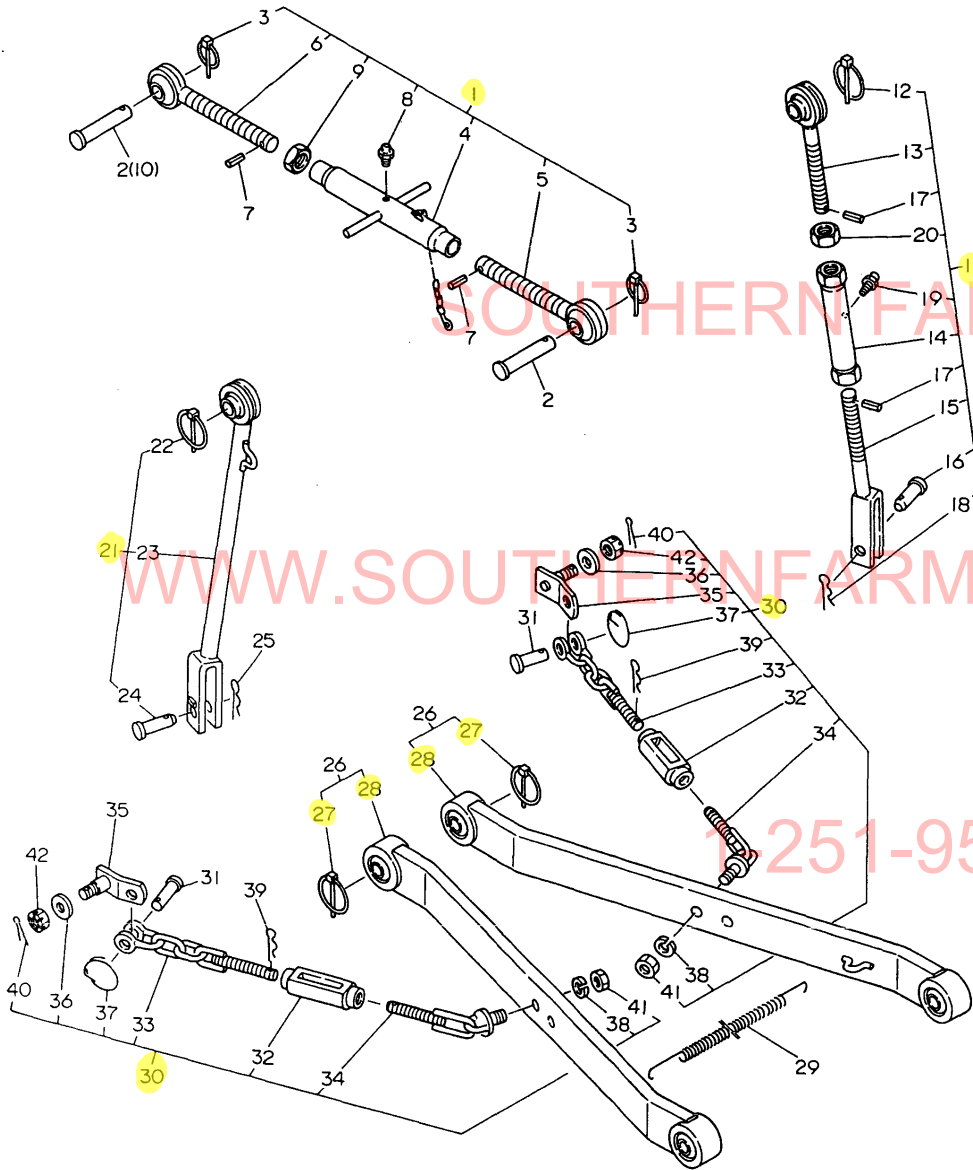
N:Old ↔ New, Q:Old ↔ New, R:Old ↔ New, S:Old ↔ New, W:Add, Z:Discontinued, F:Set Change, K:Q'ty Change
 ++ CONTINUE ++
 (C)Copy Rights YANMAR CO.,LTD and YANMAR AGRICULTURAL EQUIPMENT CO.,LTD.

Fig.81. THREE-POINT HITCH

(A)=YM276
(B)=YM276D
(C)=

(D)=
(E)=
(F)=

Fig. 81 THREE-POINT HITCH



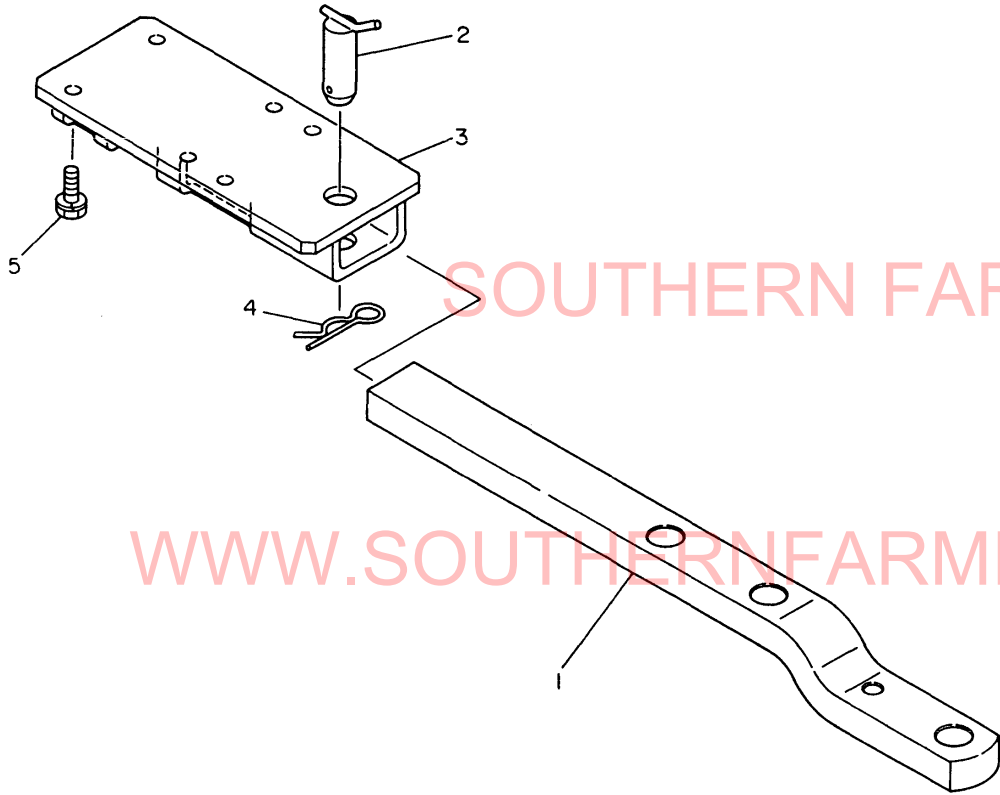
REF.	LEV.	PARTS NO.	DESCRIPTION	Q'TY						I	R
				(A)	(B)	(C)	(D)	(E)	(F)		
42-1	2	26837-160002	CASTLE NUT M16	2	2						N
		(A=*1982.12)	(B=*1982.12)								

WWW.SOUTHERNFARMEQUIPMENTIMPORTS.COM

251-957-2857

Fig.82. DRAWBAR(STANDARD)

Fig. 82 DRAWBAR (STANDARD)



Y00T2321 82. DRAWBAR(STANDARD)

(A)=YM276
(B)=YM276D
(C)=

(D)=
(E)=
(F)=

REF.	LEV.	PARTS NO.	DESCRIPTION	Q'TY						I	R
				(A)	(B)	(C)	(D)	(E)	(F)		
1	1	194275-75210-X	DRAWBER, REAR	1	1						
2	1	194275-75430	PIN 28X 80, HITCH	1	1						
3	1	194170-75720-X	BRACKET, DRAWBER	1	1						
4	1	194080-75790	PIN 28, SNAP	1	1						
5	1	26013-120302	BOLT W/WASHER M12X30	6	6						

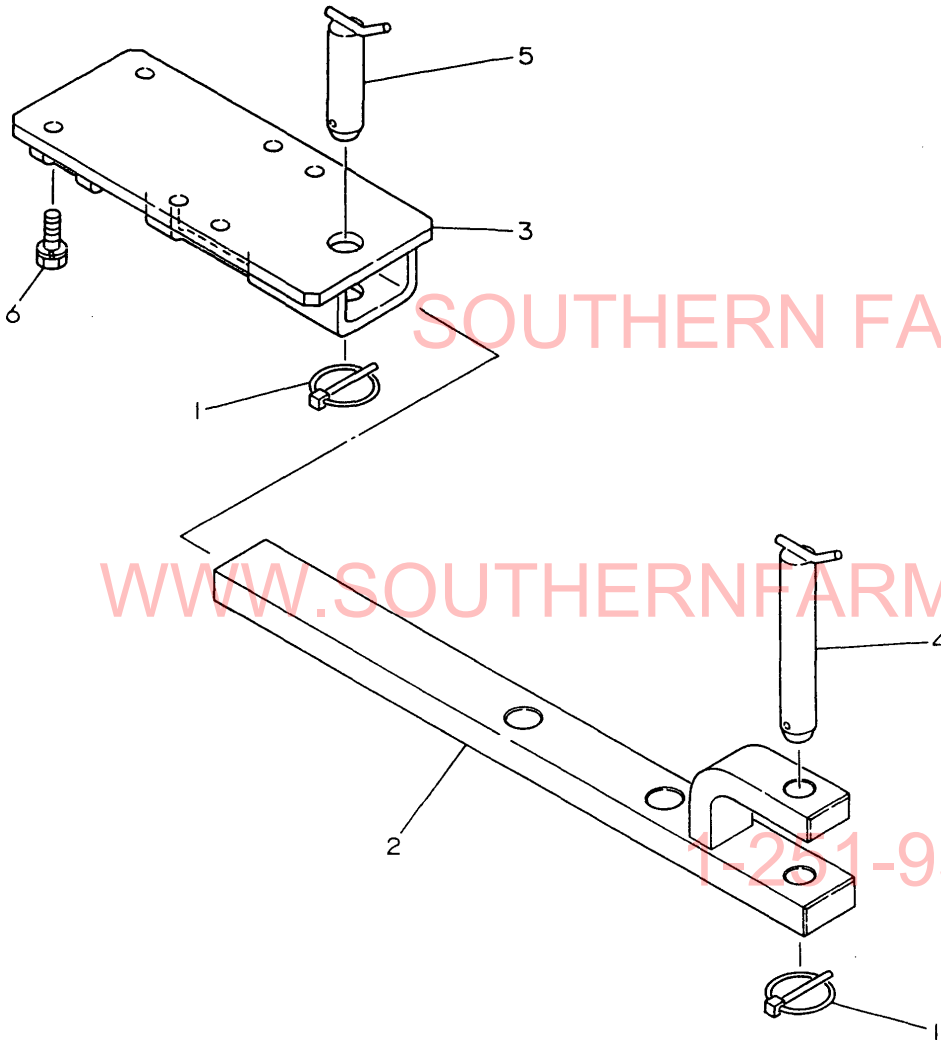
SOUTHERN FARM EQUIPMENT

WWW.SOUTHERNFARMEQUIPMENTIMPORTS.COM

1-251-957-2857

Fig.83. DRAWBAR(ENGLAND)

Fig. 83 DRAWBAR (ENGLAND)



Y00T2321 83. DRAWBAR(ENGLAND)

(A)=YM276
(B)=YM276D
(C)=

(D)=
(E)=
(F)=

REF.	LEV.	PARTS NO.	DESCRIPTION	Q'TY						I	R
				(A)	(B)	(C)	(D)	(E)	(F)		
1	1	794130-71410	PIN ASSY,BALL SOCKET	2	2						
2	1	194270-75711	HITCH, DRAWBER	1	1						
3	1	194170-75720-X	BRACKET, DRAWBER	1	1						
4	1	194242-75740	PIN 22X163.5, HITCH	1	1						
5	1	194270-75750	PIN 28X 90, HITCH	1	1						
6	1	26013-120302	BOLT W/WASHER M12X30	6	6						

SOUTHERN FARM EQUIPMENT

WWW.SOUTHERNFARMEQUIPMENTIMPORTS.COM

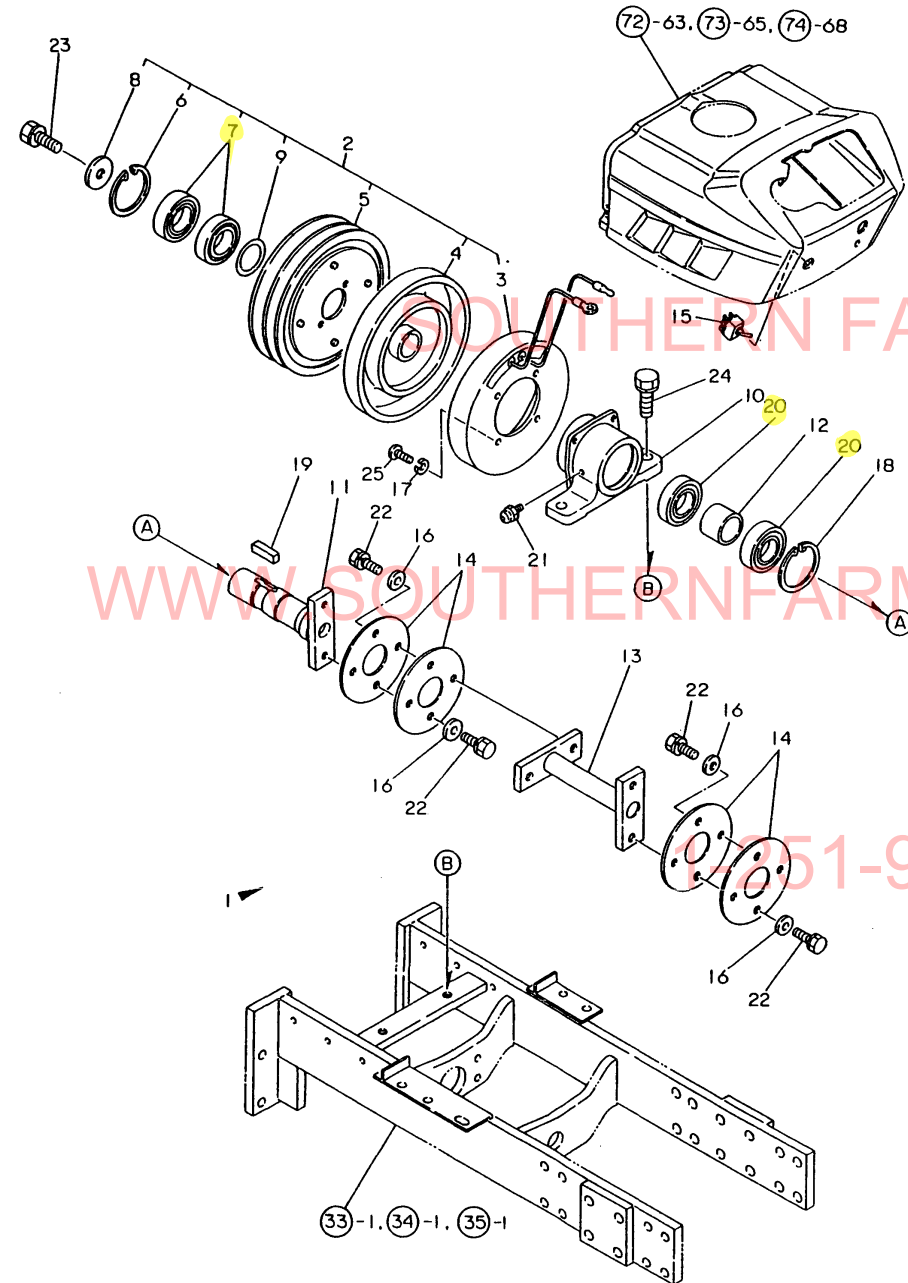
1-251-957-2857

Fig.84. FRONT POWER TAKE OFF

(A)=YM276
(B)=YM276D
(C)=

(D)=
(E)=
(F)=

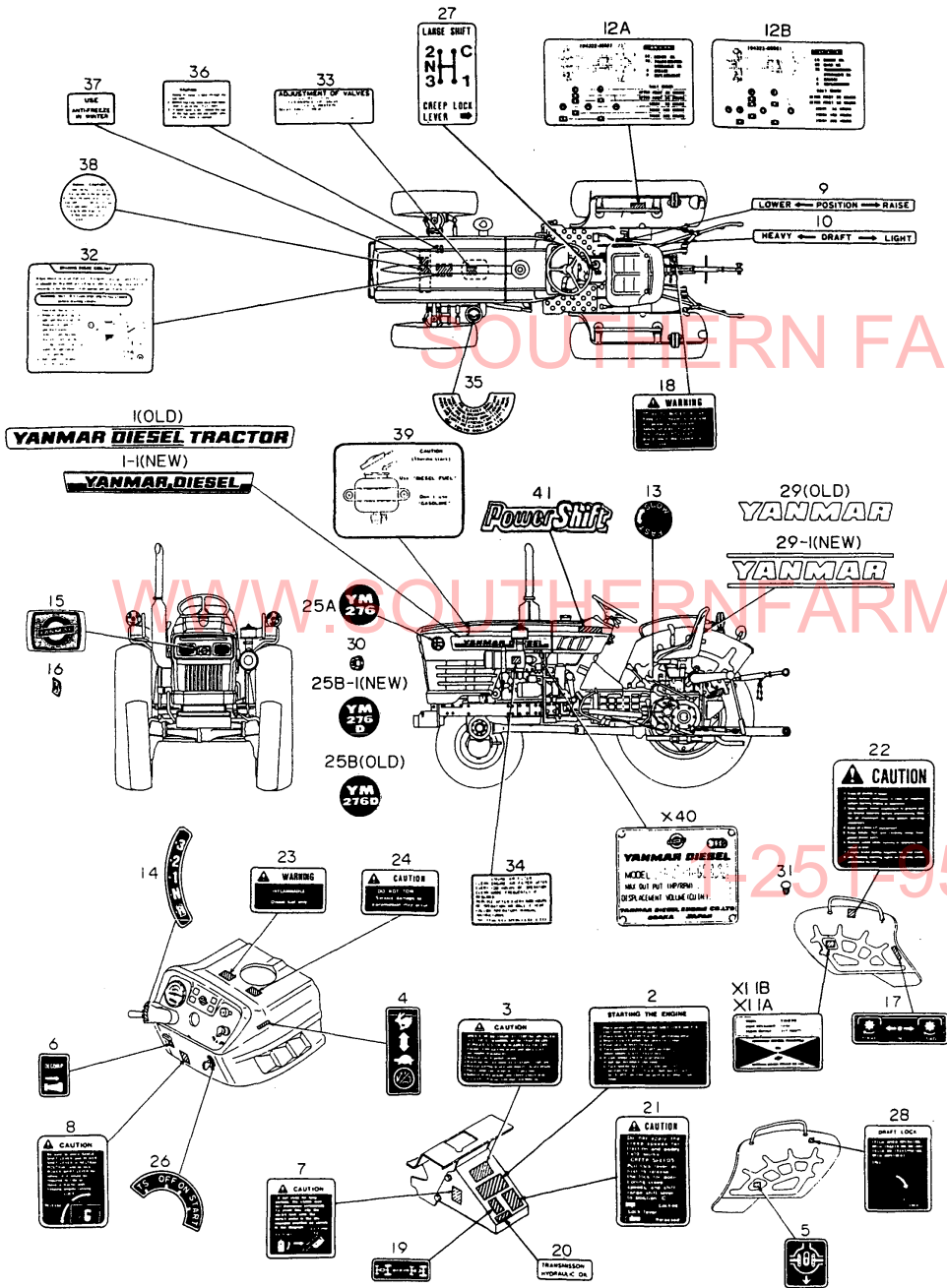
Fig. 84 FRONT POWER TAKE OFF



REF.	LEV.	PARTS NO.	DESCRIPTION	Q'TY						I	R
				(A)	(B)	(C)	(D)	(E)	(F)		
1	1	794322-83100-X	P.T.O. KIT, FRONT	1	1						
2	2	194446-83110-X	CLUTCH ASSY, MAGNET.	1	1						
3	3	194446-83120	COIL, FIELD	1	1						
4	3	194446-83130	ROTOR	1	1						
5	3	194446-83140	ARMATURE	1	1						
6	3	194446-83150	CIRCLIP	1	1						
7	3	194446-83160	BALL BEARING	2	2						
8	3	194446-83170	WASHER	1	1						
9	3	194446-83180	SHIM	3	3						
10	2	194446-83210-X	CASE, BEARING	1	1						
11	2	194446-83220-X	SHAFT, P.T.O	1	1						
12	2	194446-83240	SPACER	1	1						
13	2	194322-83250-X	SHAFT, IDLE	1	1						
14	2	194446-83260	DISC, FRONT P.T.O.	4	4						
15	2	194446-83310	SWITCH, FRONT P.T.O.	1	1						
16	2	22117-100000	WASHER 10	8	8						
17	2	22217-060000	SPRING WASHER 6	4	4						
18	2	22252-000550	CIRCLIP 55	1	1						
19	2	22512-070280	KEY 7X 28	1	1						
20	2	24102-060064	BALL BEARING	2	2						
20-1	2	24104-060064	BALL BEARING	2	2						N
		(A=T/# 20493) (B=T/# 41056)									
21	2	24761-010000	NIPPLE M6F, GREASE	1	1						Z
		(A=FXXXXX) (B=FXXXXX)									
22	2	26013-100202	BOLT W/WASHER M10X20	8	8						
23	2	26013-120302	BOLT W/WASHER M12X30	1	1						
24	2	26013-140302	BOLT M14X 30	2	2						
25	2	26557-060162	SCREW M 6X 16	4	4						

Fig.85. LABEL(USA & SOUTH AFRICA)

Fig. 85 LABELS (USA & SOUTH AFRICA)



(A)=YM276
(B)=YM276D
(C)=

(D)=
(E)=
(F)=

REF.	LEV.	PARTS NO.	DESCRIPTION	(A)	(B)	(C)	(D)	(E)	(F)	Q'TY	I	R
1	1	194371-64750	LABEL, MODEL		2	2						
1-1	1	194371-64751	LABEL, MODEL		2	2						N
		(A=*1981.11) (B=*1981.11)										
2	1	194446-65351	LABEL, ENG. STARTING	1	1							
2-1	1	194446-65352	LABEL, ENG. STARTING	1	1							N
		(A=*1981.11) (B=*1981.11)										
3	1	194446-65361	LABEL, COLD STARTING	1	1							
4	1	194240-65432	LABEL, THROTTLE LEVER	1	1							
5	1	194240-65441	LABEL, DIFF. LOCK	1	1							
6	1	194370-65451	LABEL, DECOMPRESSION	1	1							
7	1	194370-65461	LABEL, CLUTCH CAUTION	1	1							
8	1	194170-65470	LABEL, LEVER POSITION	1	1							
9	1	194170-65510	LABEL, HYDRAULIC LIFT	1	1							
10	1	194170-65520	LABEL, HYDRAULIC LIFT	1	1							
12A	1	194322-65561	LABEL, LUBRICATION	1								
12B	1	194323-65561	LABEL, LUBRICATION				1					
13	1	194170-65570	LABEL, SLOW RETURN	1	1							
14	1	194170-65580	LABEL, MAIN SHIFT	1	1							
15	1	194200-65601	EMBLEM, FRONT	1	1							
16	1	194200-65610	NUT 5	2	2							
17	1	194273-65611	LABEL, P.T.O. SHIFT	1	1							
18	1	194170-65620	LABEL, WARNING	1	1							
19	1	194447-65621	LABEL, 4-DRIVE WHEEL	1	1							
20	1	194446-65630	LABEL, GEAR OIL	1	1							
21	1	194170-65650	LABEL, CREEP LOCK	1	1							
22	1	194275-65660	LABEL, CAUTION	1	1							
23	1	194240-65671	LABEL, FUEL INDICAT.	1	1							
24	1	194446-65681	LABEL, DO NOT TOW	1	1							
25A	1	194170-65720	LABEL, SIDE MARK	2								
25A-1	1	194170-65721	LABEL, SIDE MARK	2								N
		(A=*1981.11)										
25B	1	194171-65720	LABEL, SIDE MARK				2					
25B-1	1	194171-65721	LABEL, SIDE MARK				2					N
		(B=*1981.11)										
26	1	194310-65720	LABEL, KEY SWITCH	1	1							
27	1	194170-65730	LABEL, RANGE SHIFT	1	1							
28	1	194322-65861	LABEL, DRAFT LOCK	1	1							
29	1	194170-65890	LABEL, SEAT	1	1							
29-1	1	194170-65891	LABEL, SEAT	1	1							N
		(A=*1981.11) (B=*1981.11)										
30	1	194990-22120	NUT W/WASHER 5	4	4							W
		(A=*1981.11) (B=*1981.11)										
31	1	102210-07990	RIVET	4	4							
32	1	121254-07150	LABEL, WATER DRAIN	1	1							
33	1	124064-07160	LABEL, VALVE ADJUST.	1	1							
34	1	121454-12520	LABEL, AIR-CLEANER	1	1							
35	1	121454-12480	LABEL, PRE-CLEANER	1	1							
36	1	124764-44810	LABEL, RESERVE TANK	1	1							
37	1	124764-44920	LABEL, ANTI-FREEZING	1	1							
38	1	124764-44800	LABEL, RADIATOR	1	1							
39	1	124764-77980	LABEL, FUEL CAUTION	1	1							

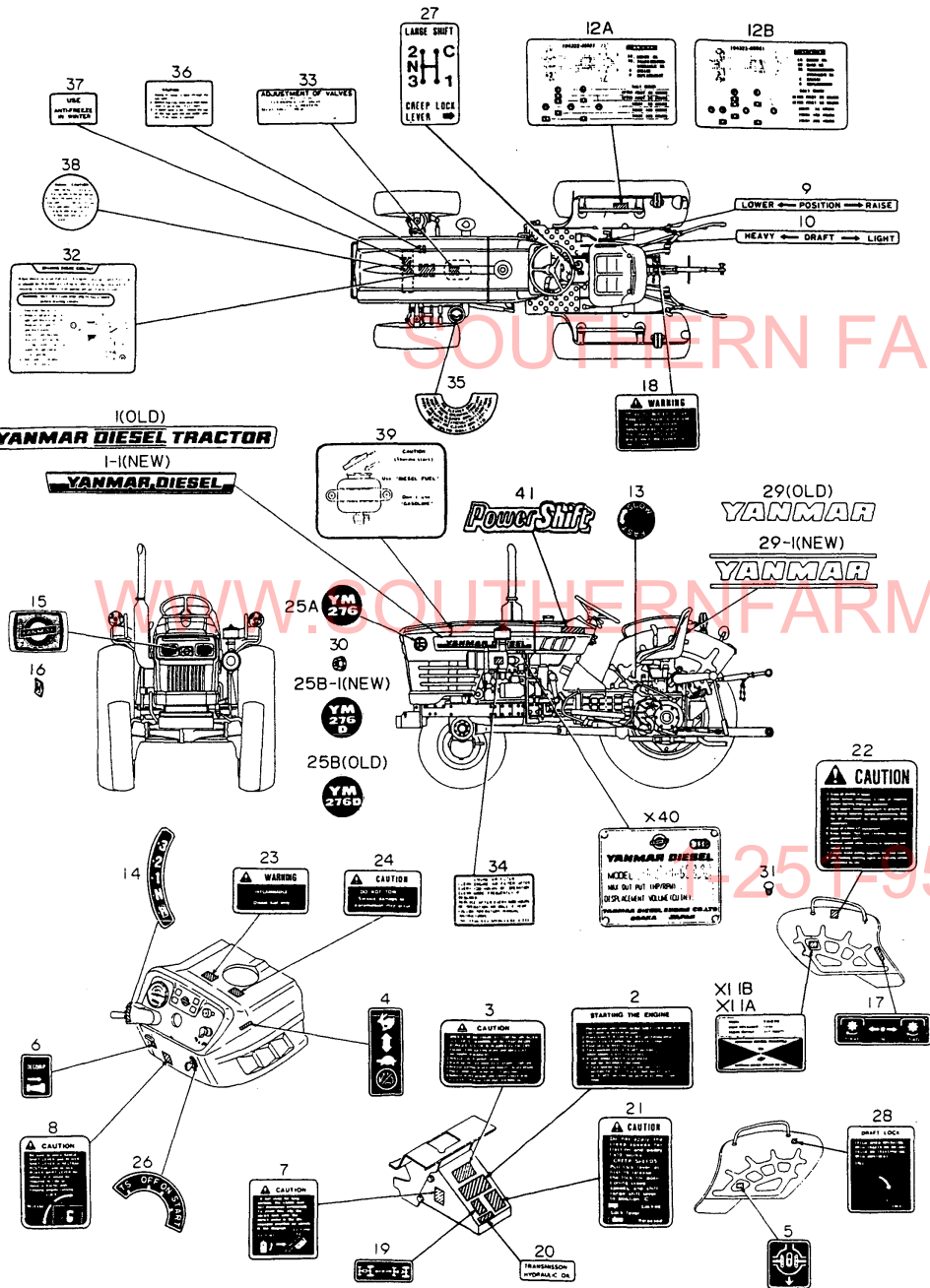
N:Old ↔ New, Q:Old ↔ New, R:Old ↔ New, S:Old ↔ New, W:Add, Z:Discontinued, F:Set Change, K:Q'ty Change
++ CONTINUE ++
(C)Copy Rights YANMAR CO.,LTD and YANMAR AGRICULTURAL EQUIPMENT CO.,LTD.

Fig.85. LABEL(USA & SOUTH AFRICA)

(A)=YM276
(B)=YM276D
(C)=

(D)=
(E)=
(F)=

Fig. 85 LABELS (USA & SOUTH AFRICA)

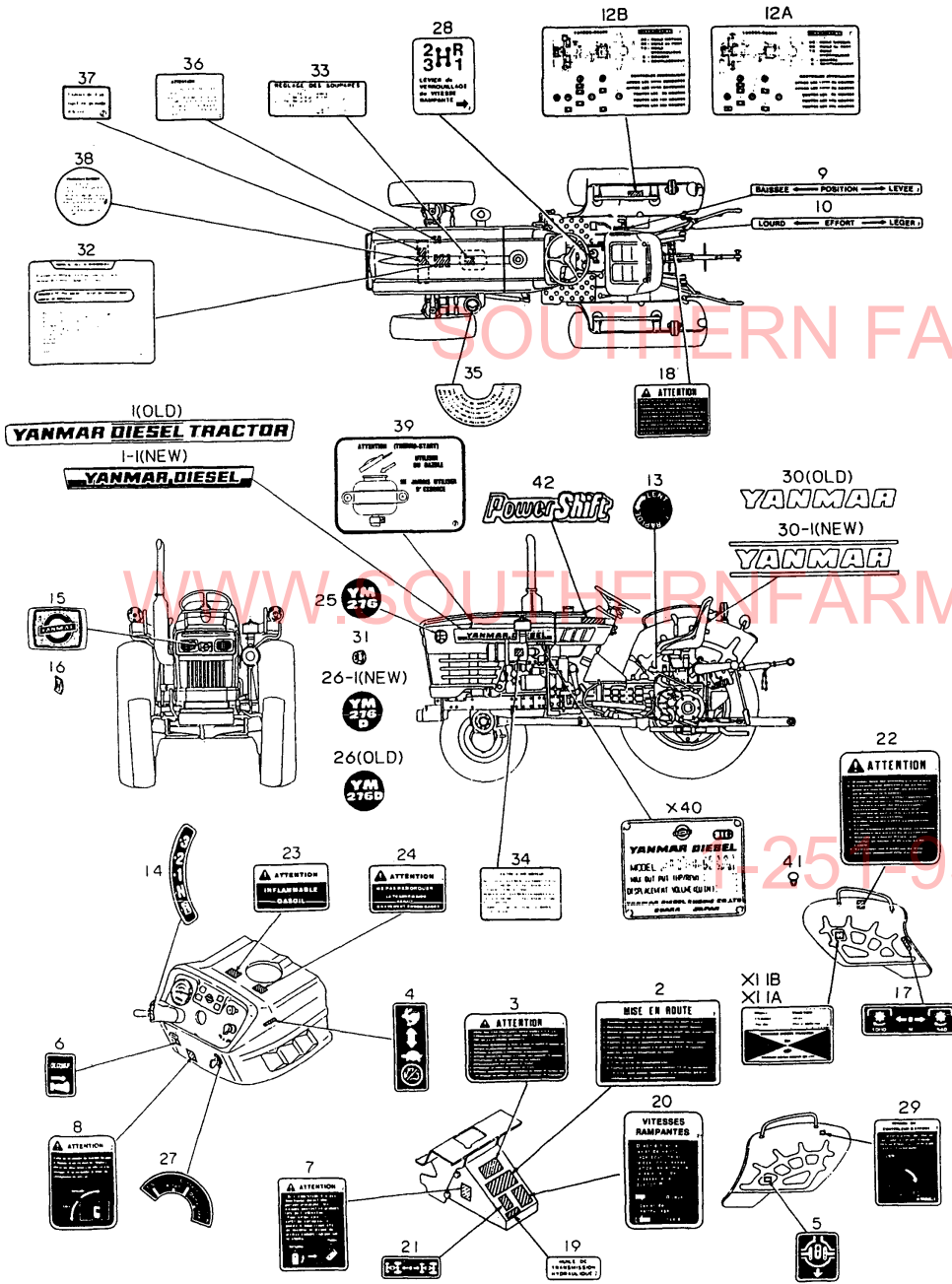


REF.	LEV.	PARTS NO.	DESCRIPTION	Q'TY						I	R
				(A)	(B)	(C)	(D)	(E)	(F)		
41	1	194800-65350	LABEL, MAIN SHIFT	2	2						W
		(A=T/# 20493)	(B=T/# 41002)								

N:Old ↔ New, Q:Old ↔ New, R:Old ↔ New, S:Old ↔ New, W:Add, Z:Discontinued, F:Set Change, K:Q'ty Change
(C)Copy Rights YANMAR CO.,LTD and YANMAR AGRICULTURAL EQUIPMENT CO.,LTD.

Fig.86. LABEL(QUEBEC)

Fig. 86 LABELS (QUEBEC)



(A)=YM276
(B)=YM276D
(C)=

(D)=
(E)=
(F)=

REF.	LEV.	PARTS NO.	DESCRIPTION	Q'TY						I R
				(A)	(B)	(C)	(D)	(E)	(F)	
1	1	194371-64750	LABEL, MODEL	2	2					
1-1	1	194371-64751	LABEL, MODEL	2	2					N
		(A=*1981.11) (B=*1981.11)								
2	1	194448-65350	LABEL, ENG. STARTING	1	1					
3	1	194448-65360	LABEL, COLD STARTING	1	1					
4	1	194240-65432	LABEL, THROTTLE LEVER	1	1					
5	1	194240-65441	LABEL, DIFF. LOCK	1	1					
6	1	194370-65451	LABEL, DECOMPRESSION	1	1					
7	1	194240-98281	LABEL, CLUTCH	1	1					
8	1	194500-65470	LABEL, LEVER POSITION	1	1					
9	1	194172-65510	LABEL, P. INDICATION	1	1					
10	1	194172-65520	LABEL, D. INDICATION	1	1					
12A	1	194324-65560	LABEL, LUBRICATION	1						
12B	1	194325-65560	LABEL, LUBRICATION		1					
13	1	194172-65570	LABEL, SLOW RETURN	1	1					
14	1	194170-65580	LABEL, MAIN SHIFT	1	1					
15	1	194200-65601	EMBLEM, FRONT	1	1					
16	1	194200-65610	NUT 5	2	2					
17	1	194273-65611	LABEL, P.T.O. SHIFT	1	1					
18	1	194448-65620	LABEL, WARNING	1	1					
19	1	194448-65630	LABEL, GEAR OIL	1	1					
20	1	194172-65650	LABEL, CREEP LOCK	1	1					
21	1	194447-65621	LABEL, 4-DRIVE WHEEL	1	1					
22	1	194448-65660	LABEL, CAUTION	1	1					
23	1	194240-98221	LABEL, FUEL OIL	1	1					
24	1	194448-65680	LABEL, DO NOT TOW	1	1					
25	1	194170-65720	LABEL, SIDE MARK	2						
25-1	1	194170-65721	LABEL, SIDE MARK	2						N
		(A=*1981.11)								
26	1	194171-65720	LABEL, SIDE MARK		2					
26-1	1	194171-65721	LABEL, SIDE MARK		2					N
		(B=*1981.11)								
27	1	194240-98251	LABEL, KEY SWITCH	1	1					
28	1	194172-65730	LABEL, RANGE SHIFT	1	1					
29	1	194324-65860	LABEL, DRAFT LOCK	1	1					
30	1	194170-65890	LABEL, SEAT	1	1					
30-1	1	194170-65891	LABEL, SEAT	1	1					N
		(A=*1981.11) (B=*1981.11)								
31	1	194990-22120	NUT W/WASHER 5	4	4					W
		(A=*1981.11) (B=*1981.11)								
32	1	121241-07150	LABEL, WATER DRAIN	1	1					
33	1	124040-07160	LABEL, VALVE ADJUST.	1	1					
34	1	121440-12480	LABEL, AIR CLEANER(F)	1	1					
35	1	121440-12520	LABEL, PRE-CLEANER(F)	1	1					
36	1	124740-44810	LABEL, SUB-TANK	1	1					
37	1	124740-44920	LABEL, ANTI-FREEZING	1	1					
38	1	124740-44800	LABEL, RADIATOR	1	1					
39	1	124740-77980	LABEL, FUEL CAUTION	1	1					
41	1	102210-07990	RIVET	4	4					
42	1	194800-65350	LABEL, MAIN SHIFT	2	2					W
		(A=T/# 20493) (B=T/# 41002)								

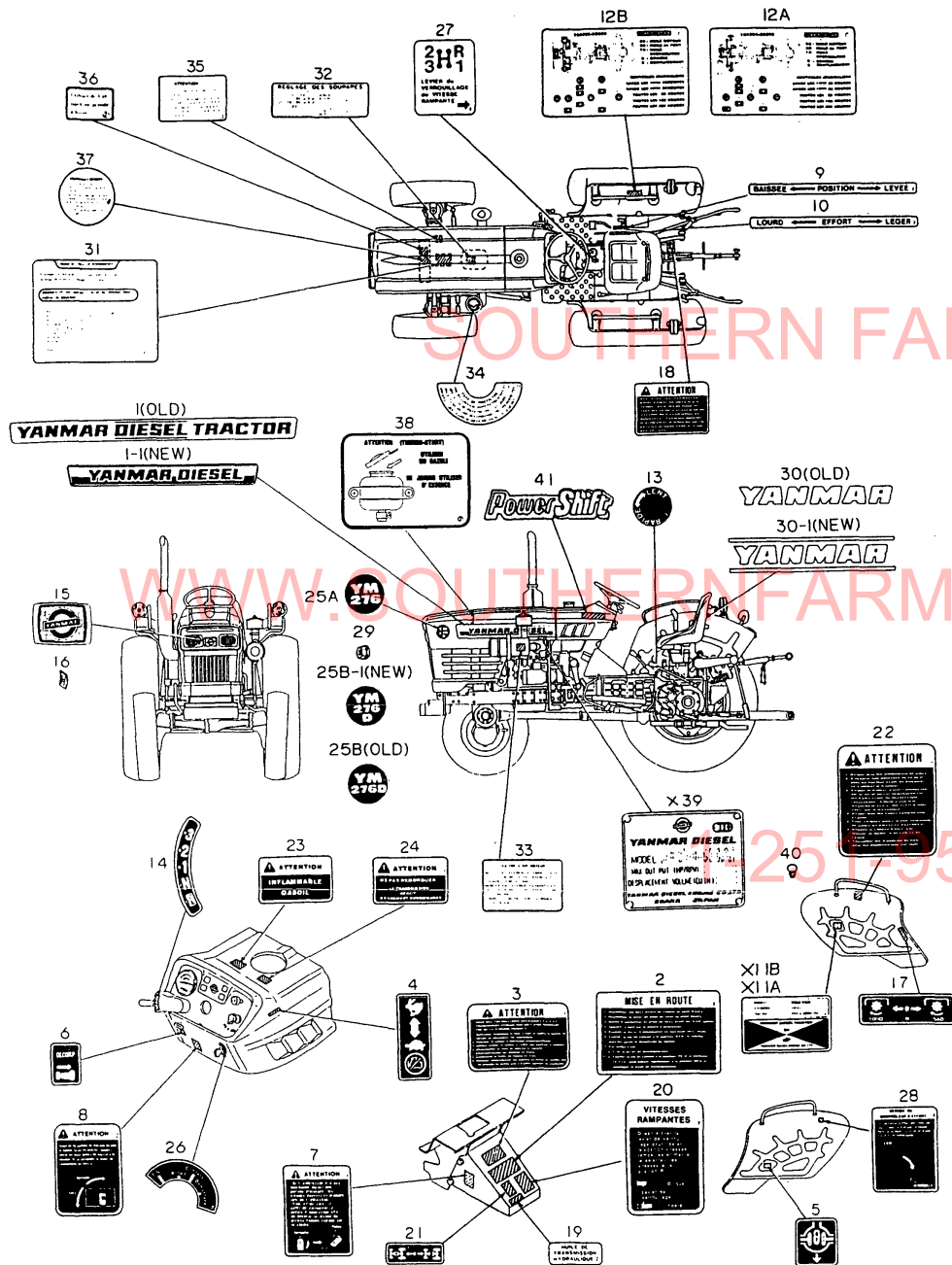
N:Old ↔ New, Q:Old ↔ New, R:Old ↔ New, S:Old ↔ New, W:Add, Z:Discontinued, F:Set Change, K:Q'ty Change
(C)Copy Rights YANMAR CO.,LTD and YANMAR AGRICULTURAL EQUIPMENT CO.,LTD.

Fig.87. LABEL(EUROPE)

(A)=YM276
(B)=YM276D
(C)=

(D)=
(E)=
(F)=

Fig. 87 LABELS (EUROPE)



REF.	LEV.	PARTS NO.	DESCRIPTION	QTY						I R
				(A)	(B)	(C)	(D)	(E)	(F)	
1	1	194371-64750	LABEL, MODEL	2	2					
1-1	1	194371-64751	LABEL, MODEL	2	2					N
		(A=*1981.11) (B=*1981.11)								
2	1	194448-65350	LABEL, ENG. STARTING	1	1					
3	1	194448-65360	LABEL, COLD STARTING	1	1					
4	1	194240-65432	LABEL, THROTTLE LEVER	1	1					
5	1	194240-65441	LABEL, DIFF. LOCK	1	1					
6	1	194370-65451	LABEL, DECOMPRESSION	1	1					
7	1	194240-98281	LABEL, CLUTCH	1	1					
8	1	194500-65470	LABEL, LEVER POSITION	1	1					
9	1	194172-65510	LABEL, P. INDICATION	1	1					
10	1	194172-65520	LABEL, D. INDICATION	1	1					
12A	1	194324-65560	LABEL, LUBRICATION	1						
12B	1	194325-65560	LABEL, LUBRICATION		1					
13	1	194172-65570	LABEL, SLOW RETURN	1	1					
14	1	194170-65580	LABEL, MAIN SHIFT	1	1					
15	1	194200-65601	EMBLEM, FRONT	1	1					
16	1	194200-65610	NUT 5	2	2					
17	1	194273-65611	LABEL, P.T.O. SHIFT	1	1					
18	1	194448-65620	LABEL, WARNING	1	1					
19	1	194448-65630	LABEL, GEAR OIL	1	1					
20	1	194172-65650	LABEL, CREEP LOCK	1	1					
21	1	194447-65621	LABEL, 4-DRIVE WHEEL	1	1					
22	1	194448-65660	LABEL, CAUTION	1	1					
23	1	194240-98221	LABEL, FUEL OIL	1	1					
24	1	194448-65680	LABEL, DO NOT TOW	1	1					
25A	1	194170-65720	LABEL, SIDE MARK	2						
25A-1	1	194170-65721	LABEL, SIDE MARK	2						N
		(A=*1981.11)								
25B	1	194171-65720	LABEL, SIDE MARK		2					
25B-1	1	194171-65721	LABEL, SIDE MARK		2					N
		(B=*1981.11)								
26	1	194240-98251	LABEL, KEY SWITCH	1	1					
27	1	194172-65730	LABEL, RANGE SHIFT	1	1					
28	1	194324-65860	LABEL, DRAFT LOCK	1	1					
29	1	194990-22120	NUT W/WASHER 5	4	4					W
		(A=*1981.11) (B=*1981.11)								
30	1	194170-65890	LABEL, SEAT	1	1					
30-1	1	194170-65891	LABEL, SEAT	1	1					N
		(A=*1981.11) (B=*1981.11)								
31	1	121241-07150	LABEL, WATER DRAIN	1	1					
32	1	124040-07160	LABEL, VALVE ADJUST.	1	1					
33	1	121440-12480	LABEL, AIR CLEANER(F	1	1					
34	1	121440-12520	LABEL, PRE-CLEANER(F	1	1					
35	1	124740-44810	LABEL, SUB-TANK	1	1					
36	1	124740-44920	LABEL, ANTI-FREEZING	1	1					
37	1	124740-44800	LABEL, RADIATOR	1	1					
38	1	124740-77980	LABEL, FUEL CAUTION	1	1					
40	1	102210-07990	RIVET	4	4					
41	1	194800-65350	LABEL, MAIN SHIFT	2	2					W
		(A=T/# 20493) (B=T/# 41002)								

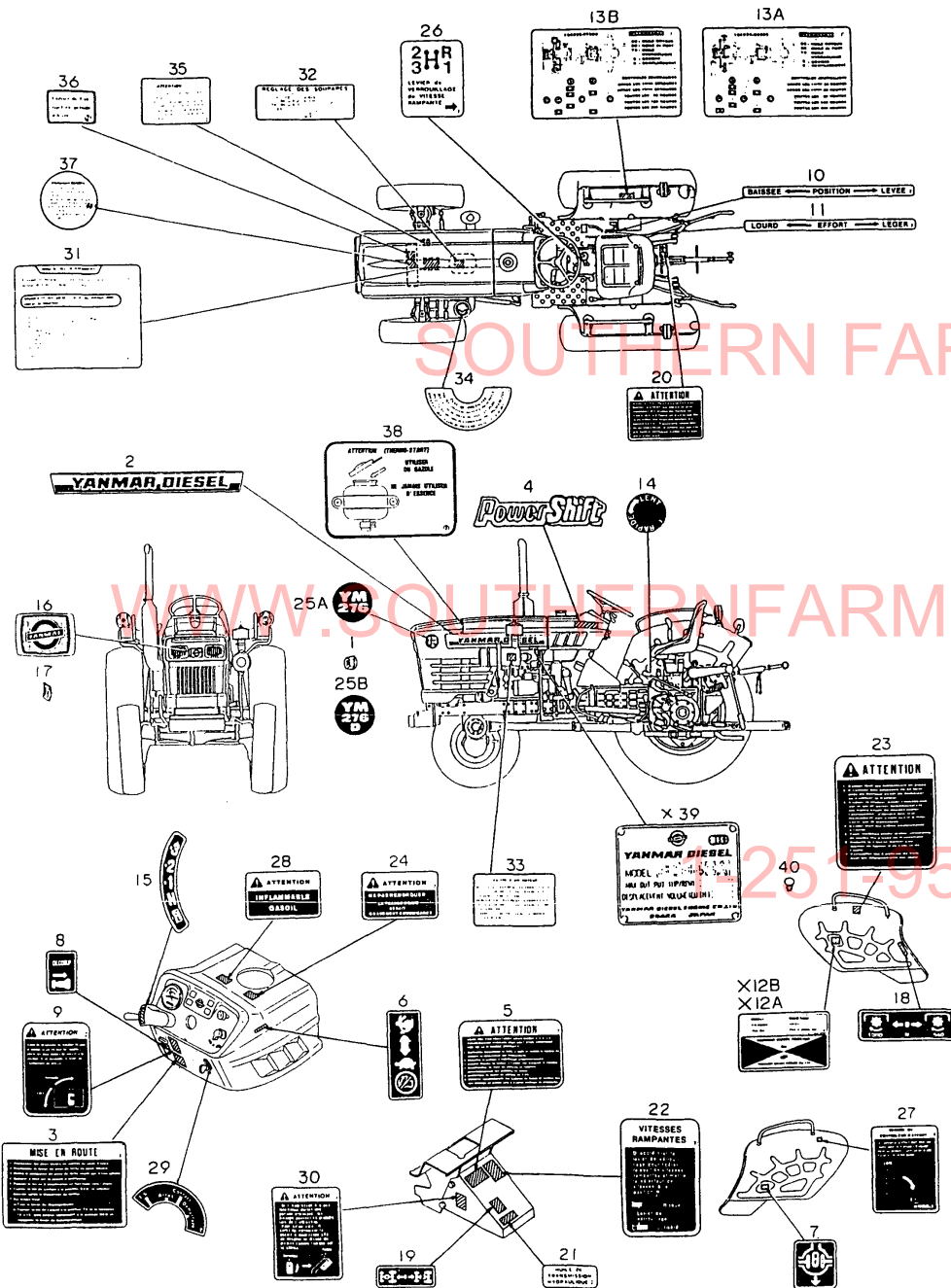
N:Old ↔ New, Q:Old ↔ New, R:Old ↔ New, S:Old ↔ New, W:Add, Z:Discontinued, F:Set Change, K:Q'ty Change
(C)Copy Rights YANMAR CO.,LTD and YANMAR AGRICULTURAL EQUIPMENT CO.,LTD.

Fig.88. LABEL(NEW ZEALAND)

(A)=YM276
(B)=YM276D
(C)=

(D)=
(E)=
(F)=

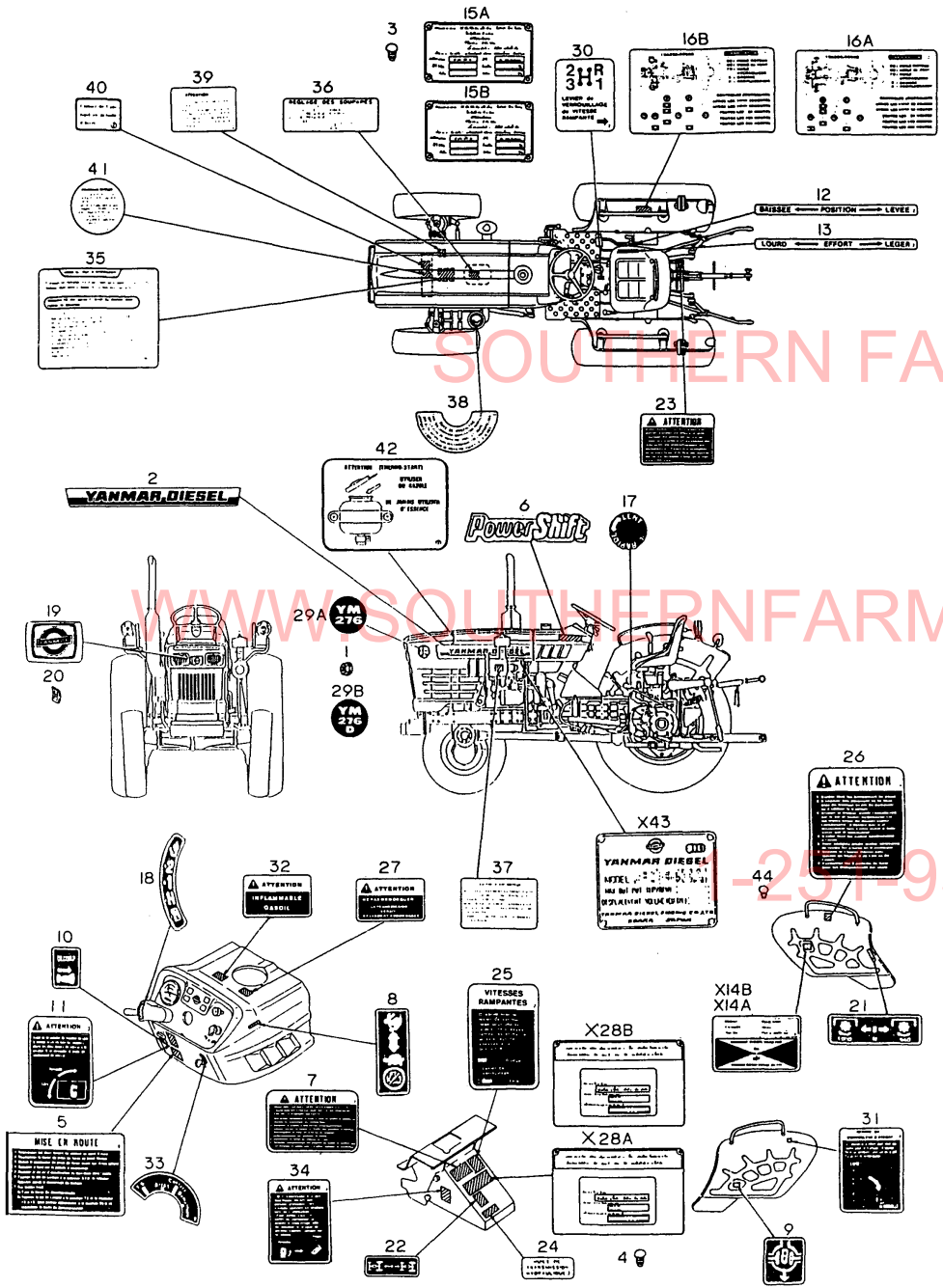
Fig. 88 LABELS (NEW ZEALAND)



REF.	LEV.	PARTS NO.	DESCRIPTION	(A)	(B)	Q'TY						I	R
						(C)	(D)	(E)	(F)				
1	1	194990-22120	NUT W/WASHER 5	4	4								
2	1	194371-64751	LABEL, MODEL	2	2								
3	1	194448-65350	LABEL, ENG. STARTING	1	1								
4	1	194800-65350	LABEL, MAIN SHIFT	2	2								
5	1	194448-65360	LABEL, COLD STARTING	1	1								
6	1	194240-65432	LABEL, THROTTLE LEVER	1	1								
7	1	194240-65441	LABEL, DIFF. LOCK	1	1								
8	1	194370-65451	LABEL, DECOMPRESSION	1	1								
9	1	194500-65470	LABEL, LEVER POSITION	1	1								
10	1	194172-65510	LABEL, P. INDICATION	1	1								
11	1	194172-65520	LABEL, D. INDICATION	1	1								
13A	1	194324-65560	LABEL, LUBRICATION	1									
13B	1	194325-65560	LABEL, LUBRICATION		1								
14	1	194172-65570	LABEL, SLOW RETURN	1	1								
15	1	194170-65580	LABEL, MAIN SHIFT	1	1								
16	1	194200-65601	EMBLEM, FRONT	1	1								
17	1	194200-65610	NUT 5	2	2								
18	1	194273-65611	LABEL, P.T.O. SHIFT	1	1								
19	1	194447-65621	LABEL, 4-DRIVE WHEEL	1	1								
20	1	194448-65620	LABEL, WARNING	1	1								
21	1	194448-65630	LABEL, GEAR OIL	1	1								
22	1	194172-65650	LABEL, CREEP LOCK	1	1								
23	1	194448-65660	LABEL, CAUTION	1	1								
24	1	194448-65680	LABEL, DO NOT TOW	1	1								
25A	1	194170-65721	LABEL, SIDE MARK	2									
25B	1	194171-65721	LABEL, SIDE MARK	2									
26	1	194172-65730	LABEL, RANGE SHIFT	1	1								
27	1	194324-65860	LABEL, DRAFT LOCK	1	1								
28	1	194240-98221	LABEL, FUEL OIL	1	1								
29	1	194240-98251	LABEL, KEY SWITCH	1	1								
30	1	194240-98281	LABEL, CLUTCH	1	1								
31	1	121241-07150	LABEL, WATER DRAIN	1	1								
32	1	124040-07160	LABEL, VALVE ADJUST.	1	1								
33	1	121440-12480	LABEL, AIR CLEANER(F	1	1								
34	1	121440-12520	LABEL, PRE-CLEANER(F	1	1								
35	1	124740-44810	LABEL, SUB-TANK	1	1								
36	1	124740-44920	LABEL, ANTI-FREEZING	1	1								
37	1	124740-44800	LABEL, RADIATOR	1	1								
38	1	124740-77980	LABEL, FUEL CAUTION	1	1								
40	1	102210-07990	RIVET	4	4								

Fig.89. LABEL(FRANCE)

Fig. 89 LABELS (FRANCE)



(A)=YM276
(B)=YM276D
(C)=

(D)=
(E)=
(F)=

REF.	LEV.	PARTS NO.	DESCRIPTION	Q'TY						I	R
				(A)	(B)	(C)	(D)	(E)	(F)		
1	1	194990-22120	NUT W/WASHER 5	4	4						
2	1	194371-64751	LABEL, MODEL	2	2						
3	1	194080-64780	RIVET	4	4						
4	1	194080-64780	RIVET	4	4						
5	1	194448-65350	LABEL, ENG. STARTING	1	1						
6	1	194800-65350	LABEL, MAIN SHIFT	2	2						
7	1	194448-65360	LABEL, COLD STARTING	1	1						
8	1	194240-65432	LABEL, THROTTLE LEVER	1	1						
9	1	194240-65441	LABEL, DIFF. LOCK	1	1						
10	1	194370-65451	LABEL, DECOMPRESSION	1	1						
11	1	194500-65470	LABEL, LEVER POSITION	1	1						
12	1	194172-65510	LABEL, P. INDICATION	1	1						
13	1	194172-65520	LABEL, D. INDICATION	1	1						
16A	1	194324-65560	LABEL, LUBRICATION	1							
16B	1	194325-65560	LABEL, LUBRICATION		1						
17	1	194172-65570	LABEL, SLOW RETURN	1	1						
18	1	194170-65580	LABEL, MAIN SHIFT	1	1						
19	1	194200-65601	EMBLEM, FRONT	1	1						
20	1	194200-65610	NUT 5	2	2						
21	1	194273-65611	LABEL, P.T.O. SHIFT	1	1						
22	1	194447-65621	LABEL, 4-DRIVE WHEEL		1						
23	1	194448-65620	LABEL, WARNING	1	1						
24	1	194448-65630	LABEL, GEAR OIL	1	1						
25	1	194172-65650	LABEL, CREEP LOCK	1	1						
26	1	194448-65660	LABEL, CAUTION	1	1						
27	1	194448-65680	LABEL, DO NOT TOW	1	1						
29A	1	194170-65721	LABEL, SIDE MARK	2							
29B	1	194171-65721	LABEL, SIDE MARK		2						
30	1	194172-65730	LABEL, RANGE SHIFT	1	1						
31	1	194324-65860	LABEL, DRAFT LOCK	1	1						
32	1	194240-98221	LABEL, FUEL OIL	1	1						
33	1	194240-98251	LABEL, KEY SWITCH	1	1						
34	1	194240-98281	LABEL, CLUTCH	1	1						
35	1	121241-07150	LABEL, WATER DRAIN	1	1						
36	1	124040-07160	LABEL, VALVE ADJUST.	1	1						
37	1	121440-12480	LABEL, AIR CLEANER(F	1	1						
38	1	121440-12520	LABEL, PRE-CLEANER(F	1	1						
39	1	124740-44810	LABEL, SUB-TANK	1	1						
40	1	124740-44920	LABEL, ANTI-FREEZING	1	1						
41	1	124740-44800	LABEL, RADIATOR	1	1						
42	1	124740-77980	LABEL, FUEL CAUTION	1	1						
44	1	102210-07990	RIVET	4	4						

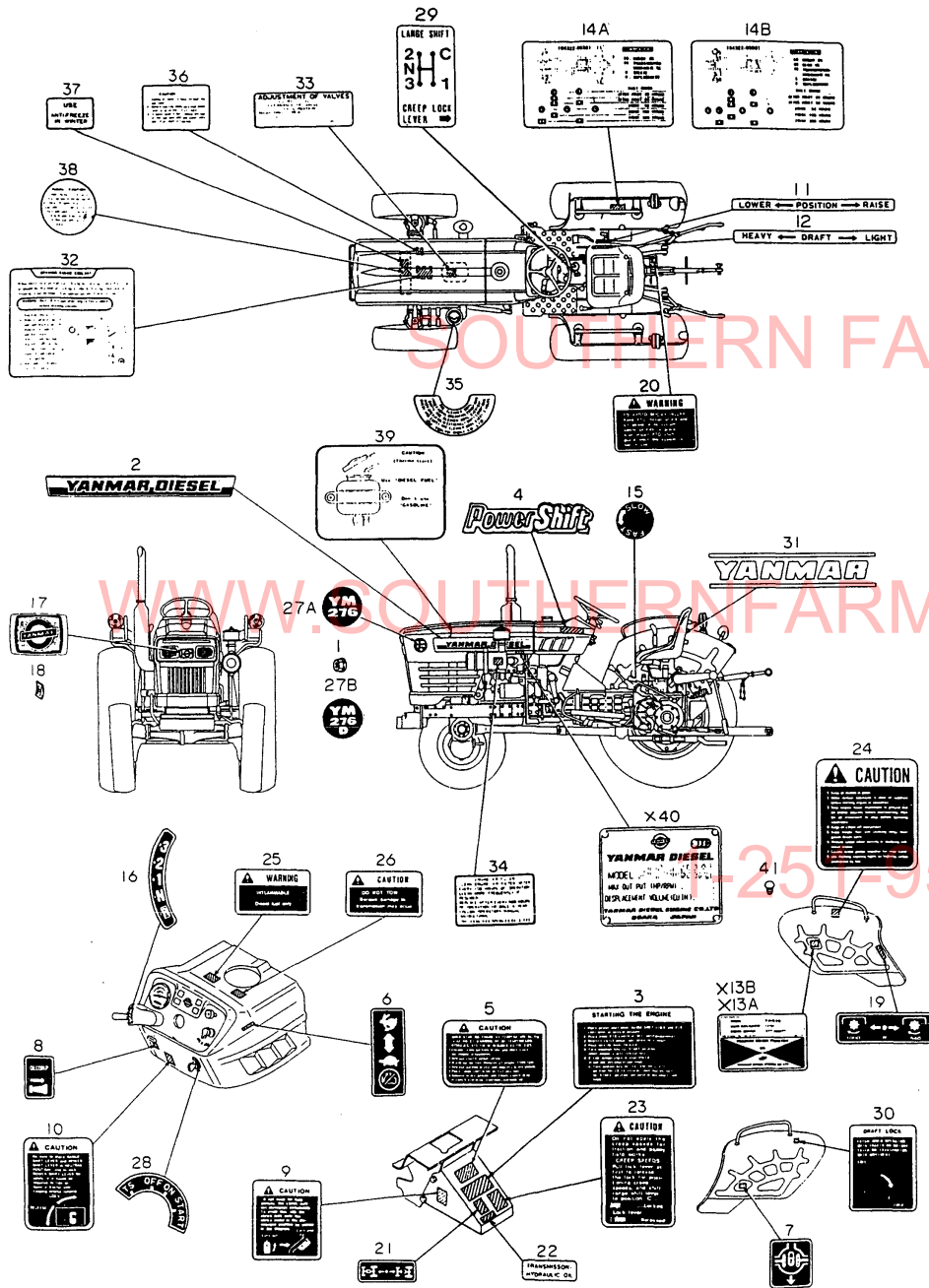
N:Old ↔ New, Q:Old ↔ New, R:Old ↔ New, S:Old ↔ New, W:Add, Z:Discontinued, F:Set Change, K:Q'ty Change
(C)Copy Rights YANMAR CO.,LTD and YANMAR AGRICULTURAL EQUIPMENT CO.,LTD.

Fig.90. LABEL(ENGLAND)

(A)=YM276
(B)=YM276D
(C)=

(D)=
(E)=
(F)=

Fig. 90 LABELS (ENGLAND)



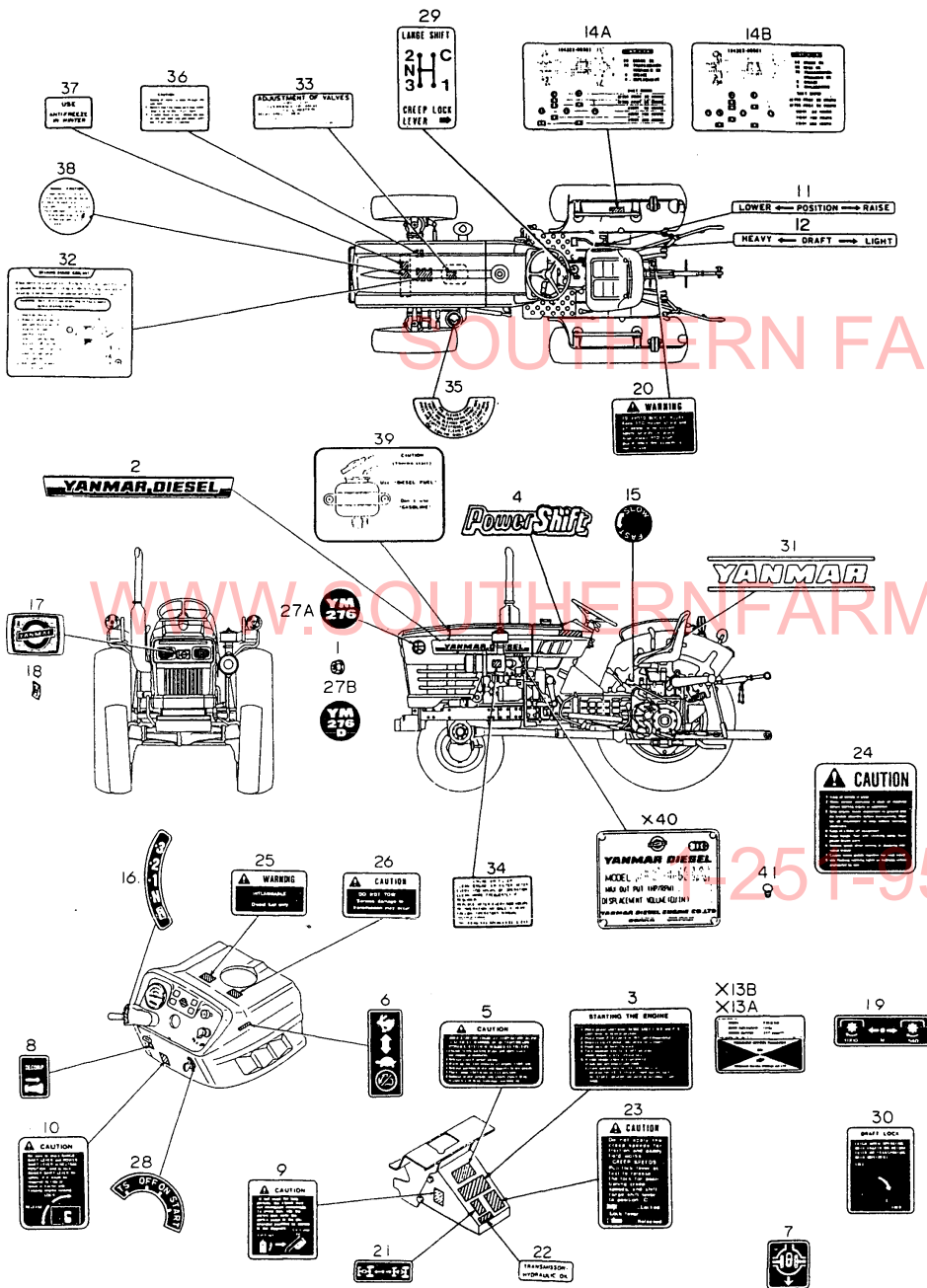
REF.	LEV.	PARTS NO.	DESCRIPTION	Q'TY						I	R
				(A)	(B)	(C)	(D)	(E)	(F)		
1	1	194990-22120	NUT W/WASHER 5	4	4						
2	1	194371-64751	LABEL, MODEL	2	2						
3	1	194446-65352	LABEL, ENG. STARTING	1	1						
4	1	194800-65350	LABEL, MAIN SHIFT	2	2						
5	1	194446-65361	LABEL, COLD STARTING	1	1						
6	1	194240-65432	LABEL, THROTTLE LEVER	1	1						
7	1	194240-65441	LABEL, DIFF. LOCK	1	1						
8	1	194370-65451	LABEL, DECOMPRESSION	1	1						
9	1	194370-65461	LABEL, CLUTCH CAUTION	1	1						
10	1	194170-65470	LABEL, LEVER POSITION	1	1						
11	1	194170-65510	LABEL, HYDRAULIC LIFT	1	1						
12	1	194170-65520	LABEL, HYDRAULIC LIFT	1	1						
14A	1	194322-65561	LABEL, LUBRICATION	1							
14B	1	194323-65561	LABEL, LUBRICATION		1						
15	1	194170-65570	LABEL, SLOW RETURN	1	1						
16	1	194170-65580	LABEL, MAIN SHIFT	1	1						
17	1	194200-65601	EMBLEM, FRONT	1	1						
18	1	194200-65610	NUT 5	2	2						
19	1	194273-65611	LABEL, P.T.O. SHIFT	1	1						
20	1	194170-65620	LABEL, WARNING	1	1						
21	1	194447-65621	LABEL, 4-DRIVE WHEEL	1	1						
22	1	194446-65630	LABEL, GEAR OIL	1	1						
23	1	194170-65650	LABEL, CREEP LOCK	1	1						
24	1	194275-65660	LABEL, CAUTION	1	1						
25	1	194240-65671	LABEL, FUEL INDICAT.	1	1						
26	1	194446-65681	LABEL, DO NOT TOW	1	1						
27A	1	194170-65721	LABEL, SIDE MARK	2							
27B	1	194171-65721	LABEL, SIDE MARK		2						
28	1	194310-65720	LABEL, KEY SWITCH	1	1						
29	1	194170-65730	LABEL, RANGE SHIFT	1	1						
30	1	194322-65861	LABEL, DRAFT LOCK	1	1						
31	1	194170-65891	LABEL, SEAT	1	1						
32	1	121254-07150	LABEL, WATER DRAIN	1	1						
33	1	124064-07160	LABEL, VALVE ADJUST.	1	1						
34	1	121454-12520	LABEL, AIR-CLEANER	1	1						
35	1	121454-12480	LABEL, PRE-CLEANER	1	1						
36	1	124764-44810	LABEL, RESERVE TANK	1	1						
37	1	124764-44920	LABEL, ANTI-FREEZING	1	1						
38	1	124764-44800	LABEL, RADIATOR	1	1						
39	1	124764-77980	LABEL, FUEL CAUTION	1	1						
41	1	102210-07990	RIVET	4	4						

Fig.91. LABEL(SCANDINAVIA)

(A)=YM276
(B)=YM276D
(C)=

(D)=
(E)=
(F)=

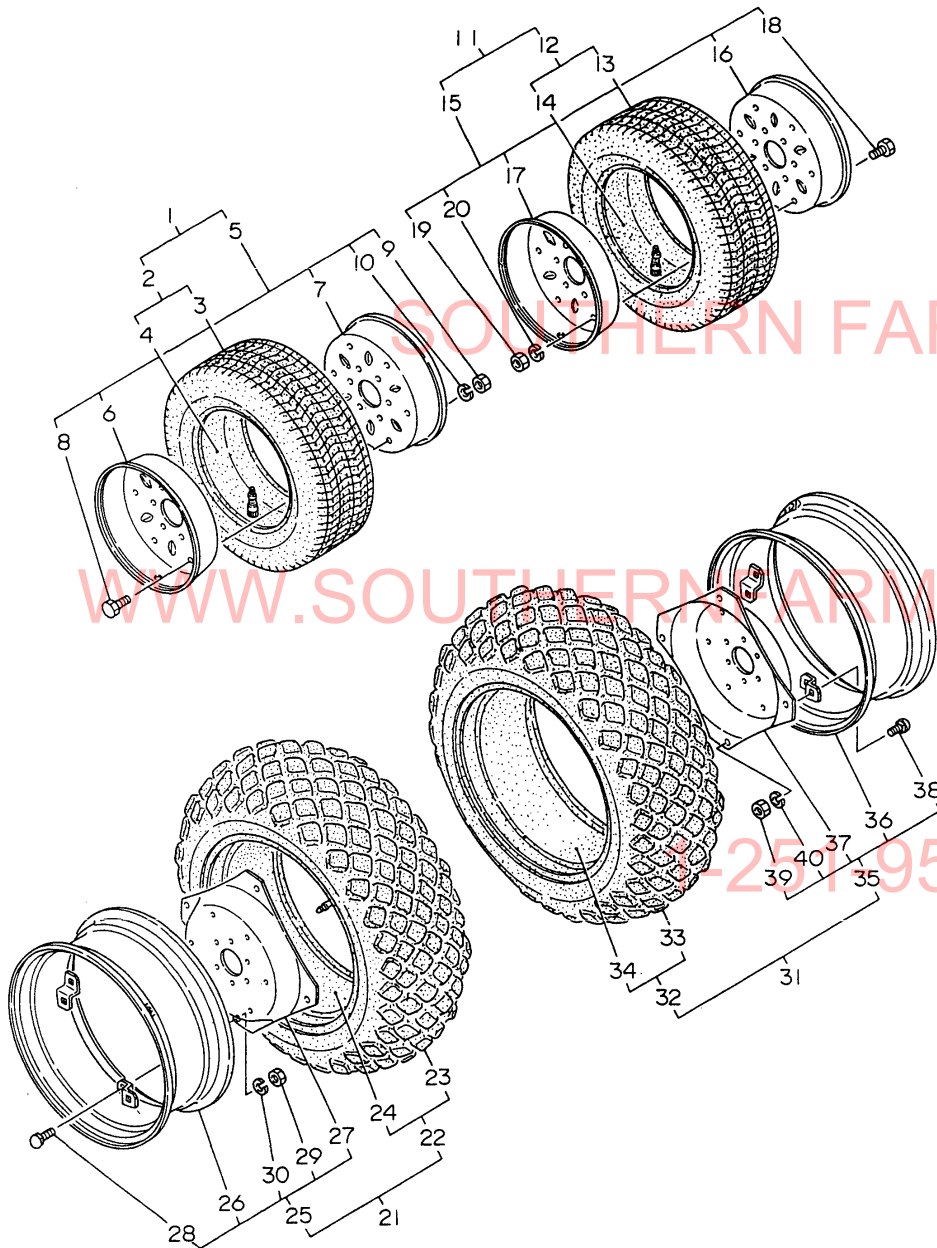
Fig. 91 LABELS (SCANDINAVIA)



REF.	LEV.	PARTS NO.	DESCRIPTION	Q'TY						I	R
				(A)	(B)	(C)	(D)	(E)	(F)		
1	1	194990-22120	NUT W/WASHER 5	4	4						
2	1	194371-64751	LABEL, MODEL	2	2						
3	1	194446-65352	LABEL, ENG. STARTING	1	1						
4	1	194800-65350	LABEL, MAIN SHIFT	2	2						
5	1	194446-65361	LABEL, COLD STARTING	1	1						
6	1	194240-65432	LABEL, THROTTLE LEVER	1	1						
7	1	194240-65441	LABEL, DIFF. LOCK	1	1						
8	1	194370-65451	LABEL, DECOMPRESSION	1	1						
9	1	194370-65461	LABEL, CLUTCH CAUTION	1	1						
10	1	194170-65470	LABEL, LEVER POSITION	1	1						
11	1	194170-65510	LABEL, HYDRAULIC LIFT	1	1						
12	1	194170-65520	LABEL, HYDRAULIC LIFT	1	1						
14A	1	194322-65561	LABEL, LUBRICATION	1							
14B	1	194323-65561	LABEL, LUBRICATION		1						
15	1	194170-65570	LABEL, SLOW RETURN	1	1						
16	1	194170-65580	LABEL, MAIN SHIFT	1	1						
17	1	194200-65601	EMBLEM, FRONT	1	1						
18	1	194200-65610	NUT 5	2	2						
19	1	194273-65611	LABEL, P.T.O. SHIFT	1	1						
20	1	194170-65620	LABEL, WARNING	1	1						
21	1	194447-65621	LABEL, 4-DRIVE WHEEL	1	1						
22	1	194446-65630	LABEL, GEAR OIL	1	1						
23	1	194170-65650	LABEL, CREEP LOCK	1	1						
24	1	194275-65660	LABEL, CAUTION	1	1						
25	1	194240-65671	LABEL, FUEL INDICAT.	1	1						
26	1	194446-65681	LABEL, DO NOT TOW	1	1						
27A	1	194170-65721	LABEL, SIDE MARK	2							
27B	1	194171-65721	LABEL, SIDE MARK		2						
28	1	194310-65720	LABEL, KEY SWITCH	1	1						
29	1	194170-65730	LABEL, RANGE SHIFT	1	1						
30	1	194322-65861	LABEL, DRAFT LOCK	1	1						
31	1	194170-65891	LABEL, SEAT	1	1						
32	1	121254-07150	LABEL, WATER DRAIN	1	1						
33	1	124064-07160	LABEL, VALVE ADJUST.	1	1						
34	1	121454-12520	LABEL, AIR-CLEANER	1	1						
35	1	121454-12480	LABEL, PRE-CLEANER	1	1						
36	1	124764-44810	LABEL, RESERVE TANK	1	1						
37	1	124764-44920	LABEL, ANTI-FREEZING	1	1						
38	1	124764-44800	LABEL, RADIATOR	1	1						
39	1	124764-77980	LABEL, FUEL CAUTION	1	1						
41	1	102210-07990	RIVET	4	4						

Fig.92. TURF-TIRES(STANDARD)

Fig. 92 TURF-TIRES (STANDARD)



(A)=YM276
(B)=YM276D
(C)=

(D)=
(E)=
(F)=

REF.	LEV.	PARTS NO.	DESCRIPTION	Q'TY						I	R
				(A)	(B)	(C)	(D)	(E)	(F)		
1	1	794275-14700-Q	TIRE ASSY 8.5X15	1	1						
2	2	194275-12850	TIRE W/TUBE,8.50-15	1	1						
3	3	194275-12860	TIRE 27X 8.5-15	1	1						
4	3	194275-12870	TUBE	1	1						
5	2	194275-12810-Q	WHEEL ASSY 7.00-15DT	1	1						
6	3	194275-12820-Q	WHEEL (A)	1	1						
7	3	194275-12830-Q	WHEEL B	1	1						
8	3	26116-100202	BOLT M10X 20 PLATED	6	6						
9	3	26716-100002	NUT M10	6	6						
10	3	22217-100000	SPRING WASHER 10	6	6						
11	1	794275-14800-Q	TIRE ASSY 8.5X15	1	1						
12	2	194275-12850	TIRE W/TUBE,8.50-15	1	1						
13	3	194275-12860	TIRE 27X 8.5-15	1	1						
14	3	194275-12870	TUBE	1	1						
15	2	194275-12810-Q	WHEEL ASSY 7.00-15DT	1	1						
16	3	194275-12820-Q	WHEEL (A)	1	1						
17	3	194275-12830-Q	WHEEL B	1	1						
18	3	26116-100202	BOLT M10X 20 PLATED	6	6						
19	3	26716-100002	NUT M10	6	6						
20	3	22217-100000	SPRING WASHER 10	6	6						
21	1	194170-34500-Q	TIRE ASSY 11.2X24	1	1						
22	2	194241-34770	TIRE W/TUBE 11.2-24	1	1						
23	3	194241-34760	TIRE 11.2X 10-24	1	1						
24	3	194241-34730	TUBE	1	1						
25	2	794130-34880-Q	WHEEL W 9X 24W	1	1						
26	3	194130-34891-Q	RIM W9-24	1	1						
27	3	194130-34811-Q	DISC	1	1						
28	3	194130-34850	BOLT M16X 35	4	4						
28-1	3	194555-34850	BOLT M16X 35	4	4						R
(A=T/# 20590) (B=T/# 41480)											
29	3	194130-34840	NUT M16	4	4						
29-1	3	194555-34210	NUT M16	4	4						R
(A=T/# 20590) (B=T/# 41480)											
30	3	22217-160000	SPRING WASHER 16	4	4						
30-1	3	194555-34190	SPRING WASHER 16	4	4						R
(A=T/# 20590) (B=T/# 41480)											
31	1	194170-34600-Q	TIRE (R) ASSY, REAR	1	1						
32	2	194241-34770	TIRE W/TUBE 11.2-24	1	1						
33	3	194241-34760	TIRE 11.2X 10-24	1	1						
34	3	194241-34730	TUBE	1	1						
35	2	794130-34880-Q	WHEEL W 9X 24W	1	1						
36	3	194130-34891-Q	RIM W9-24	1	1						
37	3	194130-34811-Q	DISC	1	1						
38	3	194130-34850	BOLT M16X 35	4	4						
38-1	3	194555-34850	BOLT M16X 35	4	4						R
(A=T/# 20590) (B=T/# 41480)											
39	3	194130-34840	NUT M16	4	4						
39-1	3	194555-34210	NUT M16	4	4						R
(A=T/# 20590) (B=T/# 41480)											
40	3	22217-160000	SPRING WASHER 16	4	4						
40-1	3	194555-34190	SPRING WASHER 16	4	4						R

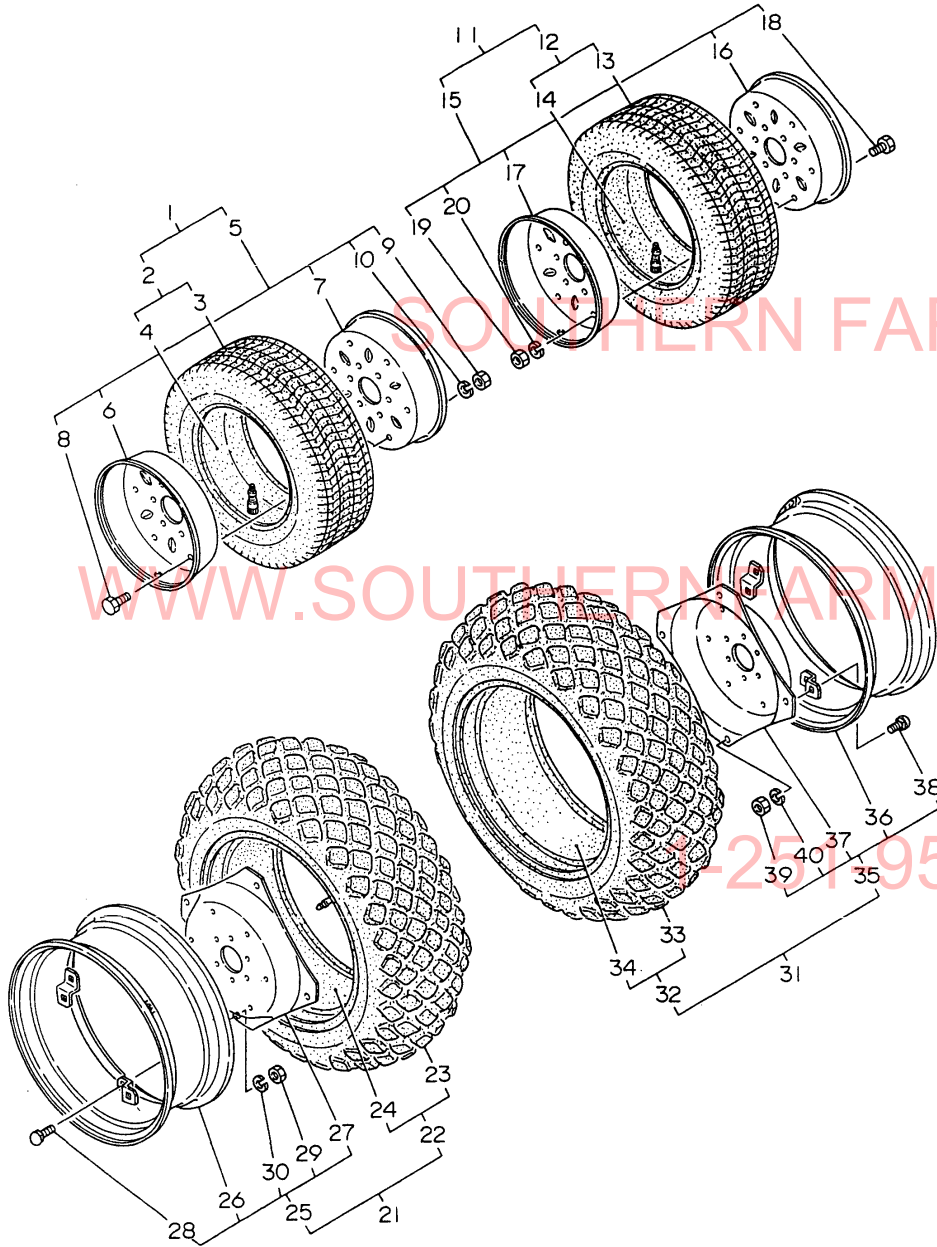
Fig.92. TURF-TIRES(STANDARD)

Fig. 92 TURF-TIRES (STANDARD)

(A)=YM276
(B)=YM276D
(C)=

(D)=
(E)=
(F)=

REF.	LEV.	PARTS NO.	DESCRIPTION	Q'TY						I	R	
				(A)	(B)	(C)	(D)	(E)	(F)			
		(A=T/# 20590)	(B=T/# 41480)									



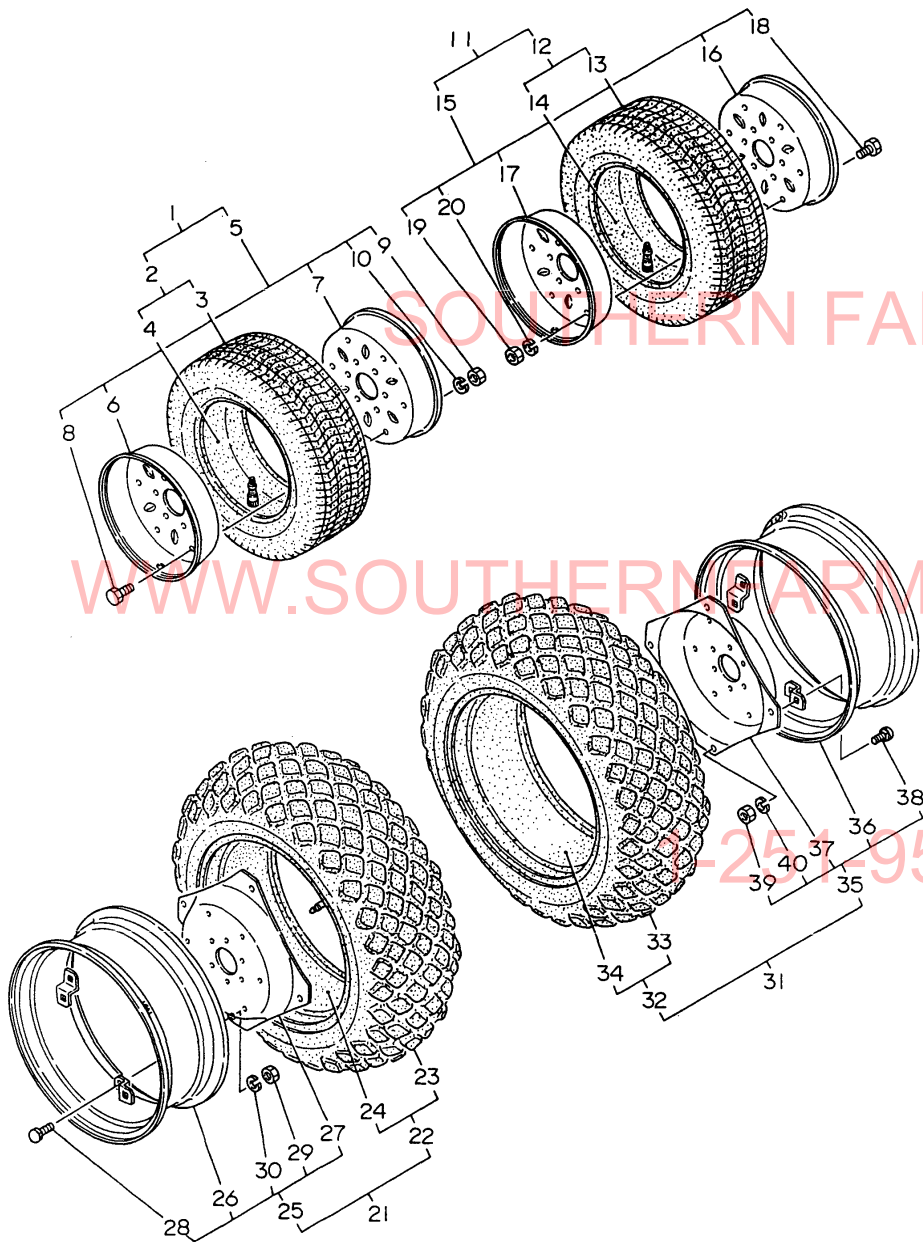
SOUTHERN FARM EQUIPMENT

WWW.SOUTHERNFARMEQUIPMENTIMPORTS.COM

1-251-957-2857

Fig.93. TURF-TIRES(FRANCE)

Fig. 93 TURF-TIRES (FRANCE)



(A)=YM276
(B)=YM276D
(C)=

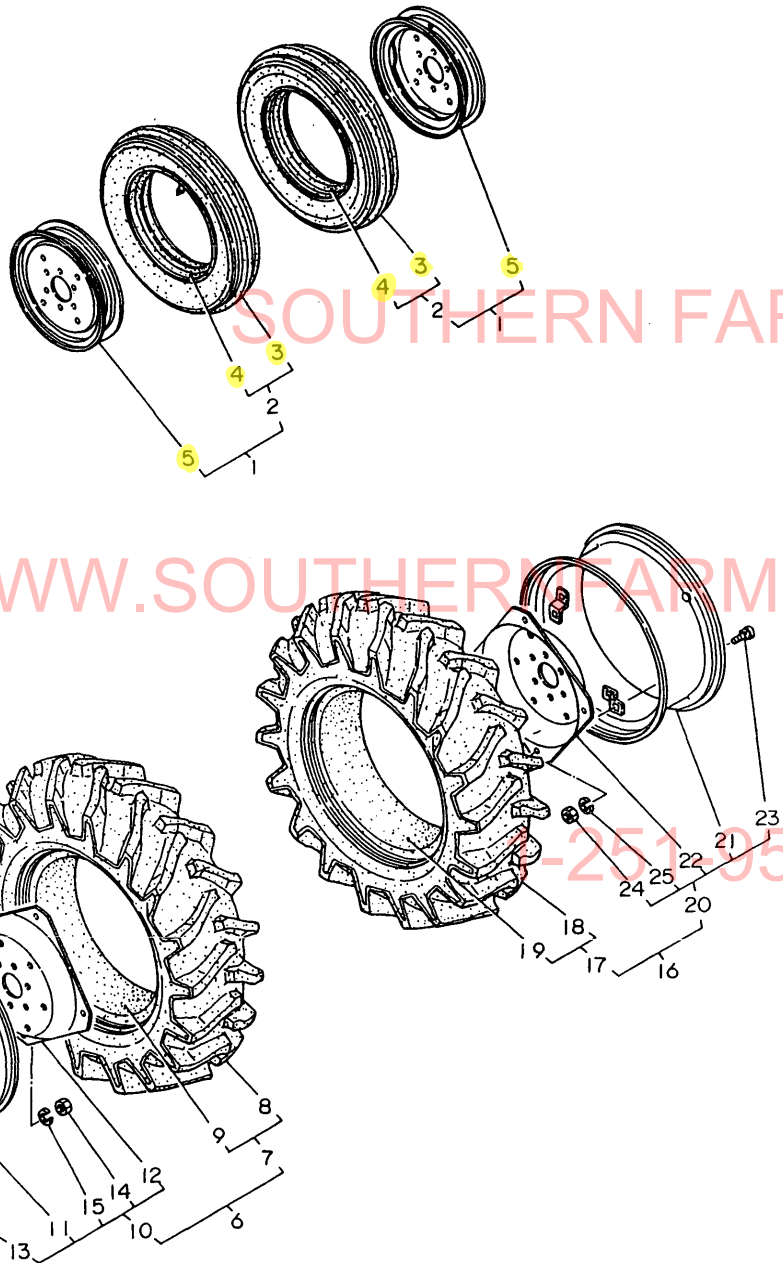
(D)=
(E)=
(F)=

REF.	LEV.	PARTS NO.	DESCRIPTION	Q'TY						I	R
				(A)	(B)	(C)	(D)	(E)	(F)		
1	1	794275-14700-P	TIRE(L) ASSY, FRONT	1	1						
2	2	194275-12850	TIRE W/TUBE,8.50-15	1	1						
3	3	194275-12860	TIRE 27X 8.5-15	1	1						
4	3	194275-12870	TUBE	1	1						
5	2	194275-12810-P	WHEEL ASSY 7.00-15DT	1	1						
6	3	194275-12820-P	WHEEL (A)	1	1						
7	3	194275-12830-P	WHEEL B	1	1						
8	3	26116-100202	BOLT M10X 20 PLATED	6	6						
9	3	26716-100002	NUT M10	6	6						
10	3	22217-100000	SPRING WASHER 10	6	6						
11	1	794275-14800-P	TIRE(R) ASSY, FRONT	1	1						
12	2	194275-12850	TIRE W/TUBE,8.50-15	1	1						
13	3	194275-12860	TIRE 27X 8.5-15	1	1						
14	3	194275-12870	TUBE	1	1						
15	2	194275-12810-P	WHEEL ASSY 7.00-15DT	1	1						
16	3	194275-12820-P	WHEEL (A)	1	1						
17	3	194275-12830-P	WHEEL B	1	1						
18	3	26116-100202	BOLT M10X 20 PLATED	6	6						
19	3	26716-100002	NUT M10	6	6						
20	3	22217-100000	SPRING WASHER 10	6	6						
21	1	194170-34500-P	TIRE ASSY(L),REAR	1	1						
22	2	194241-34770	TIRE W/TUBE 11.2-24	1	1						
23	3	194241-34760	TIRE 11.2X 10-24	1	1						
24	3	194241-34730	TUBE	1	1						
25	2	794130-34880-P	WHEEL W 9X 24W	1	1						
26	3	194130-34891-P	RIM W9-24	1	1						
27	3	194130-34811-P	DISC	1	1						
28	3	194130-34850	BOLT M16X 35	4	4						
28-1	3	194555-34850	BOLT M16X 35	4	4						R
				(A=T/# 20590)	(B=T/# 41480)						
29	3	194130-34840	NUT M16	4	4						
29-1	3	194555-34210	NUT M16	4	4						R
				(A=T/# 20590)	(B=T/# 41480)						
30	3	22217-160000	SPRING WASHER 16	4	4						
30-1	3	194555-34190	SPRING WASHER 16	4	4						R
				(A=T/# 20590)	(B=T/# 41480)						
31	1	194170-34600-P	TIRE (R) ASSY, REAR	1	1						
32	2	194241-34770	TIRE W/TUBE 11.2-24	1	1						
33	3	194241-34760	TIRE 11.2X 10-24	1	1						
34	3	194241-34730	TUBE	1	1						
35	2	794130-34880-P	WHEEL W 9X 24W	1	1						
36	3	194130-34891-P	RIM W9-24	1	1						
37	3	194130-34811-P	DISC	1	1						
38	3	194130-34850	BOLT M16X 35	4	4						
38-1	3	194555-34850	BOLT M16X 35	4	4						R
				(A=T/# 20590)	(B=T/# 41480)						
39	3	194130-34840	NUT M16	4	4						
39-1	3	194555-34210	NUT M16	4	4						R
				(A=T/# 20590)	(B=T/# 41480)						
40	3	22217-160000	SPRING WASHER 16	4	4						
40-1	3	194555-34190	SPRING WASHER 16	4	4						R

N:Old ↔ New, Q:Old ↔ New, R:Old ↔ New, S:Old ↔ New, W:Add, Z:Discontinued, F:Set Change, K:Q'ty Change
 ++ CONTINUE ++ (C)Copy Rights YANMAR CO.,LTD and YANMAR AGRICULTURAL EQUIPMENT CO.,LTD.

Fig.94. AG TIRES(FOR YM276,STANDARD)

Fig. 94 AG TIRES (STANDARD) [For Model YM276]



Y00T2321 94. AG TIRES(FOR YM276,STANDARD)

(A)=YM276
(B)=YM276D
(C)=

(D)=
(E)=
(F)=

REF.	LEV.	PARTS NO.	DESCRIPTION	Q'TY						I	R
				(A)	(B)	(C)	(D)	(E)	(F)		
1	1	194432-12900-Q	TIRE ASSY 5 X15	2							
2	2	794081-12950	TIRE W/TUBE 5.00-15	2							
3	3	194081-12960	TIRE 5 X15	2							
4	3	194081-12970	TUBE	2							
5	2	194275-12910-Q	WHEEL DC3.00-15	2							
6	1	194170-34700-Q	TIRE ASSY 12.4X24	1							
7	2	194170-34900	TIRE W/TUBE12.4X24	1							
8	3	194170-34910	TIRE 12.4X 24	1							
9	3	194170-34920	TUBE	1							
10	2	194170-34880-Q	WHEEL W10X 24W	1							
11	3	194170-34820-Q	WHEEL W10X 24W	1							
12	3	194130-34811-Q	DISC	1							
13	3	194130-34850	BOLT M16X 35	4							
14	3	194130-34840	NUT M16	4							
15	3	22217-160000	SPRING WASHER 16	4							
16	1	194170-34800-Q	TIRE ASSY 12.4X24	1							
17	2	194170-34900	TIRE W/TUBE12.4X24	1							
18	3	194170-34910	TIRE 12.4X 24	1							
19	3	194170-34920	TUBE	1							
20	2	194170-34880-Q	WHEEL W10X 24W	1							
21	3	194170-34820-Q	WHEEL W10X 24W	1							
22	3	194130-34811-Q	DISC	1							
23	3	194130-34850	BOLT M16X 35	4							
24	3	194130-34840	NUT M16	4							
25	3	22217-160000	SPRING WASHER 16	4							

WWW.SOUTHERNFARMEQUIPMENTIMPORTS.COM

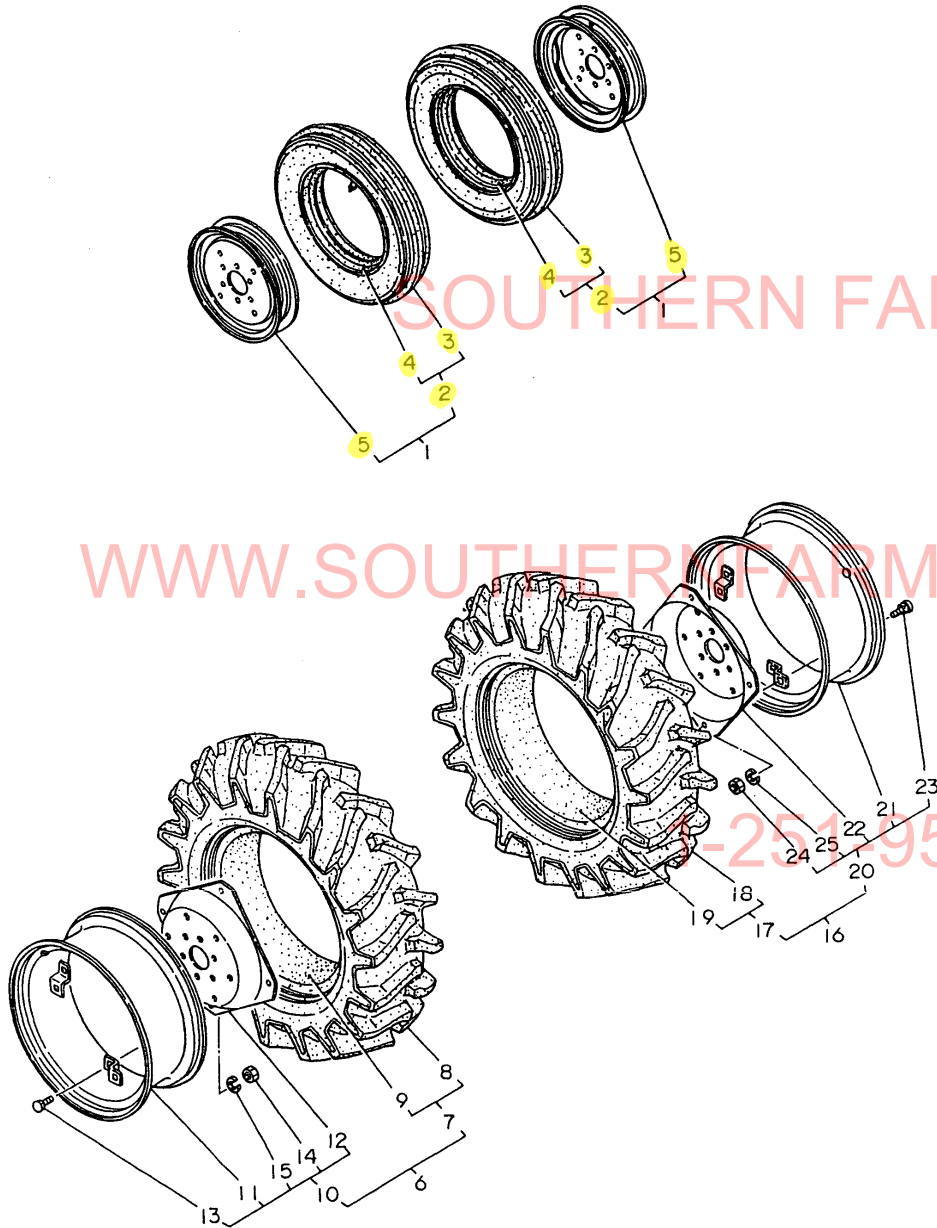
251957-2857

Fig.95. AG TIRES(FOR YM276,FRANCE)

(A)=YM276
(B)=YM276D
(C)=

(D)=
(E)=
(F)=

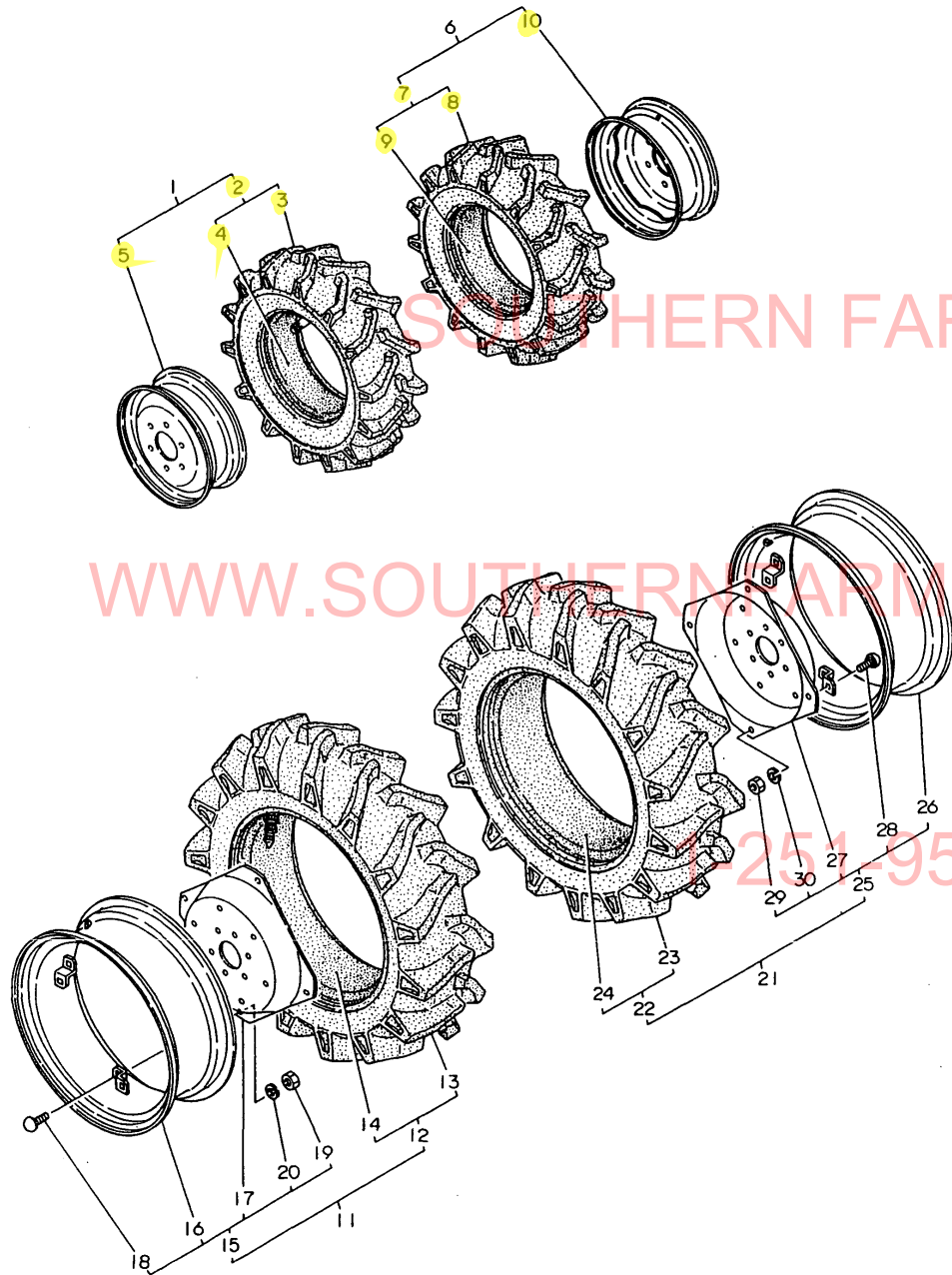
Fig. 95 AG TIRES (FRANCE) [For Model YM276]



REF.	LEV.	PARTS NO.	DESCRIPTION	Q'TY						I	R
				(A)	(B)	(C)	(D)	(E)	(F)		
1	1	194432-12900-P	TIRE ASSY.FRONT	2							
2	2	794081-12950	TIRE W/TUBE 5.00-15	2							
3	3	194081-12960	TIRE 5 X15	2							
4	3	194081-12970	TUBE	2							
5	2	194275-12910-P	WHEEL DC3.00DX15	2							
6-1	1	194432-34700-P	TIRE (L) ASSY, REAR	1							
7-1	2	194432-34900	TIRE W/TUBE11.2X24	1							
8-1	3	194432-34910	TIRE	1							
9-1	3	194432-34920	TUBE	1							
10-1	2	794130-34880-P	WHEEL W 9X 24W	1							
11-1	3	194130-34891-P	RIM W9-24	1							
12	3	194130-34811-P	DISC	1							
13	3	194130-34850	BOLT M16X 35	4							
13-1	3	194555-34850	BOLT M16X 35	4							R
(A=T/# 20590)											
14	3	194130-34840	NUT M16	4							
14-1	3	194555-34210	NUT M16	4							R
(A=T/# 20590)											
15	3	22217-160000	SPRING WASHER 16	4							
15-1	3	194555-34190	SPRING WASHER 16	4							R
(A=T/# 20590)											
16-1	1	194432-34800-P	TIRE (R) ASSY, REAR	1							
17-1	2	194432-34900	TIRE W/TUBE11.2X24	1							
18-1	3	194432-34910	TIRE	1							
19-1	3	194432-34920	TUBE	1							
20-1	2	794130-34880-P	WHEEL W 9X 24W	1							
21-1	3	194130-34891-P	RIM W9-24	1							
22	3	194130-34811-P	DISC	1							
23	3	194130-34850	BOLT M16X 35	4							
23-1	3	194555-34850	BOLT M16X 35	4							R
(A=T/# 20590)											
24	3	194130-34840	NUT M16	4							
24-1	3	194555-34210	NUT M16	4							R
(A=T/# 20590)											
25	3	22217-160000	SPRING WASHER 16	4							
25-1	3	194555-34190	SPRING WASHER 16	4							R
(A=T/# 20590)											

Fig.96. AG TIRES(FOR YM276D,STANDARD)

Fig. 96 AG TIRES (STANDARD) [For Model YM276D]



Y00T2321 96. AG TIRES(FOR YM276D,STANDARD)

(A)=YM276
(B)=YM276D
(C)=

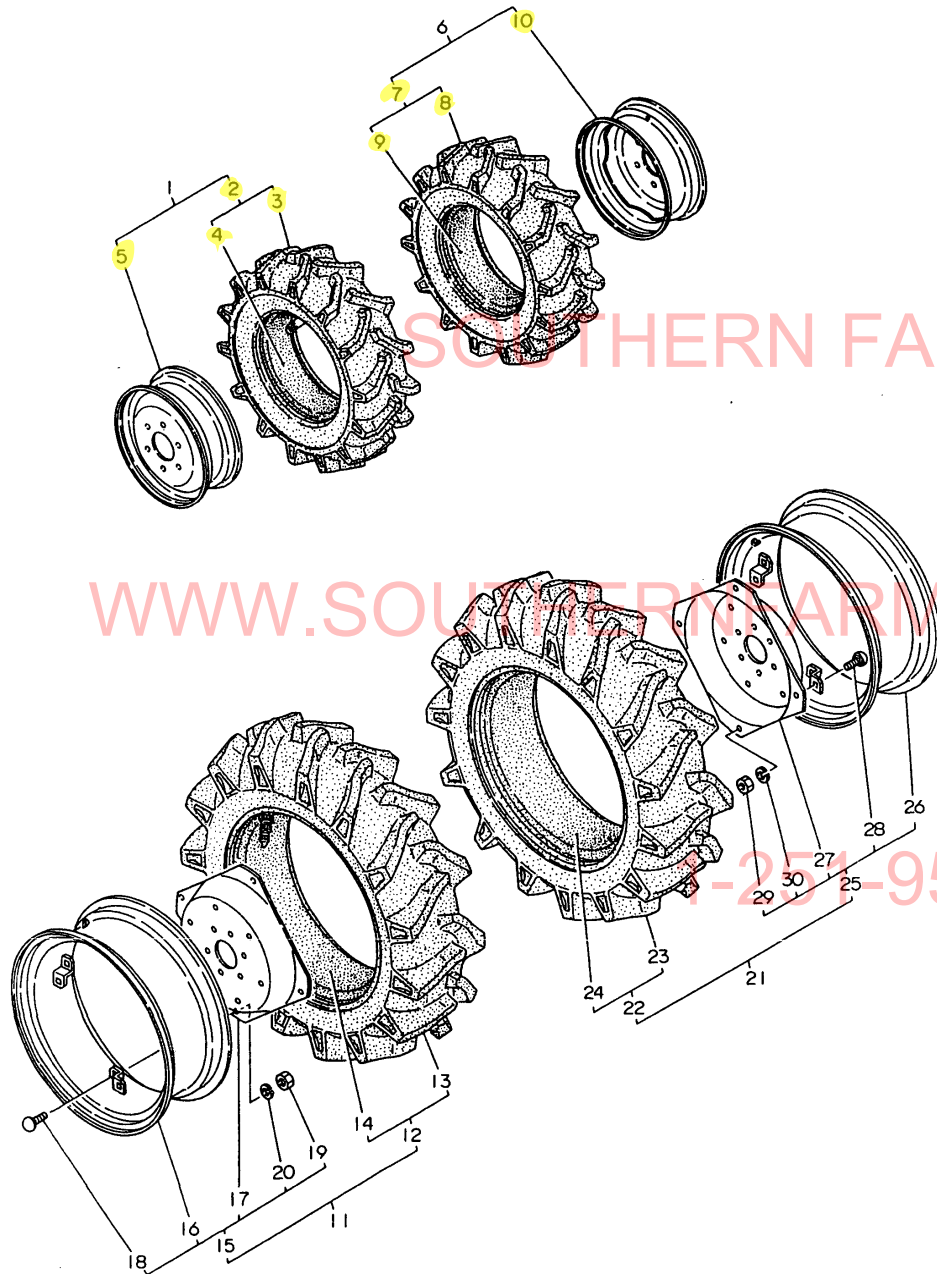
(D)=
(E)=
(F)=

REF.	LEV.	PARTS NO.	DESCRIPTION	Q'TY						I	R
				(A)	(B)	(C)	(D)	(E)	(F)		
1	1	794171-14700-Q	TIRE ASSY		1						
1-1	1	198351-14750-Q (B=T/# 41611)	TIRE(L) ASSY, FRONT		1						S
2	2	194171-14800	TIRE W/TUBE 7-14		1						
3	3	194171-14810	TIRE		1						
4	3	194171-14820	TUBE		1						
5	2	194311-14700-Q	WHEEL DC5JAX14W		1						
5-1	2	198351-14700 (B=T/# 41611)	WHEEL 5JAX14WDC		1						S
6	1	794171-14800-Q	TIRE ASSY 5.5X16		1						
6-1	1	198351-14850-Q (B=T/# 41611)	TIRE(R) ASSY, FRONT		1						S
7	2	194171-14800	TIRE W/TUBE 7-14		1						
8	3	194171-14810	TIRE		1						
9	3	194171-14820	TUBE		1						
10	2	194311-14700-Q	WHEEL DC5JAX14W		1						
10-1	2	198351-14700 (B=T/# 41611)	WHEEL 5JAX14WDC		1						S
11	1	194432-34700-Q	TIRE ASSY 11.2X24		1						
12	2	194432-34900	TIRE W/TUBE11.2X24		1						
13	3	194432-34910	TIRE 11.2-24		1						
14	3	194432-34920	TUBE		1						
15	2	794130-34880-Q	WHEEL W 9X 24W		1						
16	3	194130-34891-Q	RIM W9-24		1						
17	3	194130-34811-Q	DISC		1						
18	3	194130-34850	BOLT M16X 35		4						
18-1	3	194555-34850 (B=T/# 41480)	BOLT M16X 35		4						R
19	3	194130-34840	NUT M16		4						
19-1	3	194555-34210 (B=T/# 41480)	NUT M16		4						R
20	3	22217-160000	SPRING WASHER 16		4						
20-1	3	194555-34190 (B=T/# 41480)	SPRING WASHER 16		4						R
21	1	194432-34800-Q	TIRE ASSY 11.2X24		1						
22	2	194432-34900	TIRE W/TUBE11.2X24		1						
23	3	194432-34910	TIRE 11.2-24		1						
24	3	194432-34920	TUBE		1						
25	2	794130-34880-Q	WHEEL W 9X 24W		1						
26	3	194130-34891-Q	RIM W9-24		1						
27	3	194130-34811-Q	DISC		1						
28	3	194130-34850	BOLT M16X 35		4						
28-1	3	194555-34850 (B=T/# 41480)	BOLT M16X 35		4						R
29	3	194130-34840	NUT M16		4						
29-1	3	194555-34210 (B=T/# 41480)	NUT M16		4						R
30	3	22217-160000	SPRING WASHER 16		4						
30-1	3	194555-34190 (B=T/# 41480)	SPRING WASHER 16		4						R

N:Old ↔ New, Q:Old ↔ New, R:Old ↔ New, S:Old ↔ New, W:Add, Z:Discontinued, F:Set Change, K:Q'ty Change
(C)Copy Rights YANMAR CO.,LTD and YANMAR AGRICULTURAL EQUIPMENT CO.,LTD.

Fig.97. AG TIRES(YM276D,FRANCE&ENGLAND

Fig. 97 AG TIRES (FRANCE & ENGLAND) (For Model YM276D)



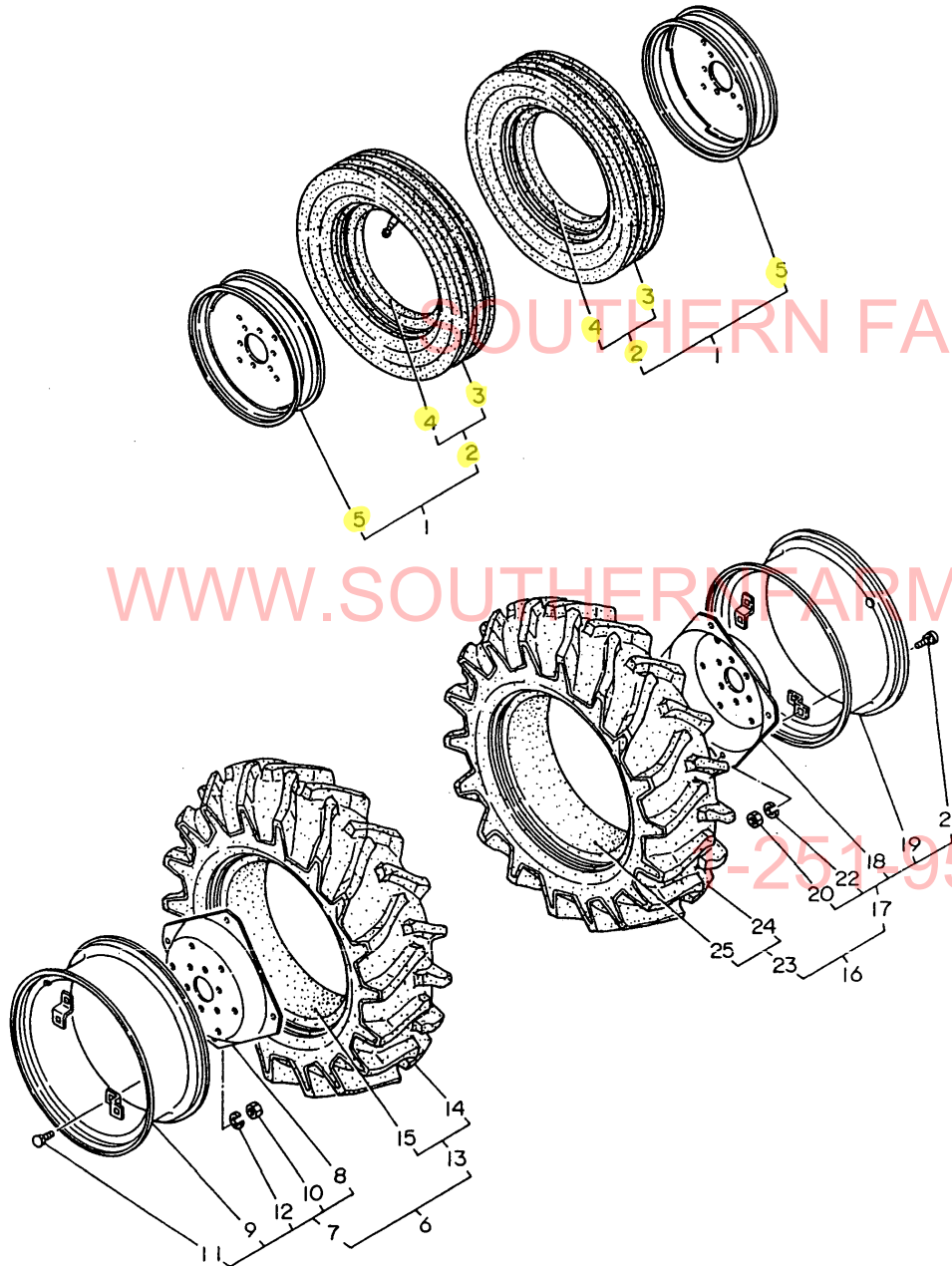
(A)=YM276
(B)=YM276D
(C)=

(D)=
(E)=
(F)=

REF.	LEV.	PARTS NO.	DESCRIPTION	Q'TY						I	R
				(A)	(B)	(C)	(D)	(E)	(F)		
1	1	794171-14700-P	TIRE ASSY		1						
1-1	1	198351-14750-P (B=T/# 41611)	TIRE(L) ASSY, FRONT		1						S
2	2	194171-14800	TIRE W/TUBE 7-14		1						
3	3	194171-14810	TIRE		1						
4	3	194171-14820	TUBE		1						
5	2	194311-14700-P	WHEEL DC5JAX14W		1						
5-1	2	198351-14700-P (B=T/# 41611)	WHEEL 5JAX14WDC		1						S
6	1	794171-14800-P	TIRE ASSY 5.5X16		1						
6-1	1	198351-14850-P (B=T/# 41611)	TIRE(R) ASSY, FRONT		1						S
7	2	194171-14800	TIRE W/TUBE 7-14		1						
8	3	194171-14810	TIRE		1						
9	3	194171-14820	TUBE		1						
10	2	194311-14700-P	WHEEL DC5JAX14W		1						
10-1	2	198351-14700-P (B=T/# 41611)	WHEEL 5JAX14WDC		1						S
11	1	194432-34700-P	TIRE ASSY(L),REAR		1						
12	2	194432-34900	TIRE W/TUBE11.2X24		1						
13	3	194432-34910	TIRE 11.2-24		1						
14	3	194432-34920	TUBE		1						
15	2	794130-34880-P	WHEEL W 9X 24W		1						
16	3	194130-34891-P	RIM W9-24		1						
17	3	194130-34811-P	DISC		1						
18	3	194130-34850	BOLT M16X 35		4						
18-1	3	194555-34850 (B=T/# 41480)	BOLT M16X 35		4						R
19	3	194130-34840	NUT M16		4						
19-1	3	194555-34210 (B=T/# 41480)	NUT M16		4						R
20	3	22217-160000	SPRING WASHER 16		4						
20-1	3	194555-34190 (B=T/# 41480)	SPRING WASHER 16		4						R
21	1	194432-34800-P	TIRE ASSY(R),REAR		1						
22	2	194432-34900	TIRE W/TUBE11.2X24		1						
23	3	194432-34910	TIRE 11.2-24		1						
24	3	194432-34920	TUBE		1						
25	2	794130-34880-P	WHEEL W 9X 24W		1						
26	3	194130-34891-P	RIM W9-24		1						
27	3	194130-34811-P	DISC		1						
28	3	194130-34850	BOLT M16X 35		4						
28-1	3	194555-34850 (B=T/# 41480)	BOLT M16X 35		4						R
29	3	194130-34840	NUT M16		4						
29-1	3	194555-34210 (B=T/# 41480)	NUT M16		4						R
30	3	22217-160000	SPRING WASHER 16		4						
30-1	3	194555-34190 (B=T/# 41480)	SPRING WASHER 16		4						R

Fig.98. LARGE TIRES(FOR YM276)

Fig. 98 LARGE TIRES (FOR YM276)



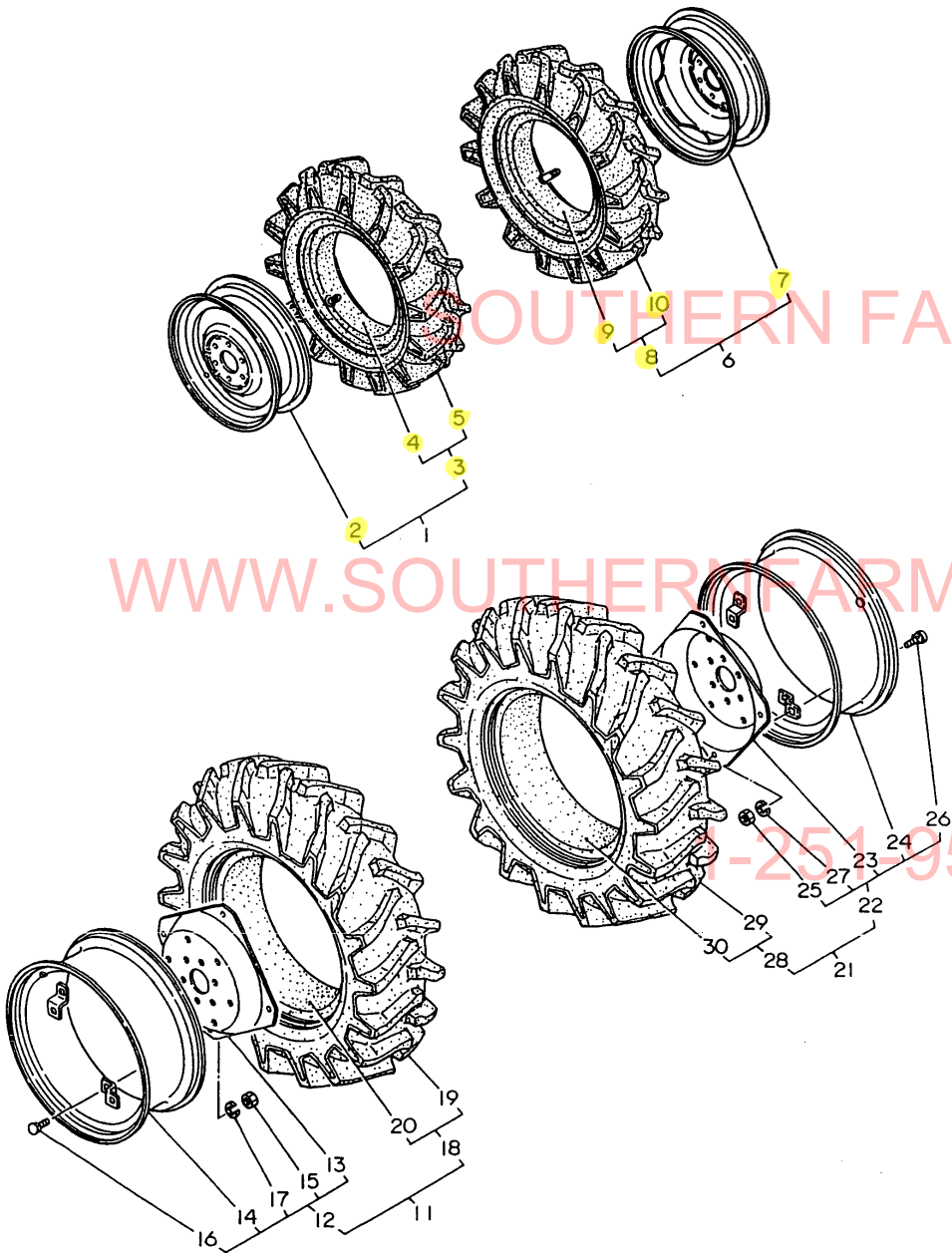
(A)=YM276
(B)=YM276D
(C)=

(D)=
(E)=
(F)=

REF.	LEV.	PARTS NO.	DESCRIPTION	Q'TY						I	R
				(A)	(B)	(C)	(D)	(E)	(F)		
1	1	794145-12900-Q	TIRE ASSY, FRONT	2							
2	2	194145-12800	TIRE W/TUBE 5.00-16	2							
3	3	194145-12810	TIRE 5.5X 16	2							
4	3	194145-12820	TUBE 5.50-16	2							
5	2	194145-12900-Q	WHEEL DC4.00E-16	2							
6	1	194170-34700-Q	TIRE ASSY 12.4X24	1							
7	2	194170-34880-Q	WHEEL W10X 24W	1							
8	3	194130-34811-Q	DISC	1							
9	3	194170-34820-Q	WHEEL W10X 24W	1							
10	3	194130-34840	NUT M16	4							
10-1	3	194555-34210	NUT M16	4							R
(A=T/# 20590)											
11	3	194130-34850	BOLT M16X 35	4							
11-1	3	194555-34850	BOLT M16X 35	4							R
(A=T/# 20590)											
12	3	22217-160000	SPRING WASHER 16	4							
12-1	3	194555-34190	SPRING WASHER 16	4							R
(A=T/# 20590)											
13	2	194170-34900	TIRE W/TUBE 12.4X24	1							
14	3	194170-34910	TIRE 12.4X 24	1							
15	3	194170-34920	TUBE	1							
16	1	194170-34800-Q	TIRE ASSY 12.4X24	1							
17	2	194170-34880-Q	WHEEL W10X 24W	1							
18	3	194130-34811-Q	DISC	1							
19	3	194170-34820-Q	WHEEL W10X 24W	1							
20	3	194130-34840	NUT M16	4							
20-1	3	194555-34210	NUT M16	4							R
(A=T/# 20590)											
21	3	194130-34850	BOLT M16X 35	4							
21-1	3	194555-34850	BOLT M16X 35	4							R
(A=T/# 20590)											
22	3	22217-160000	SPRING WASHER 16	4							
22-1	3	194555-34190	SPRING WASHER 16	4							R
(A=T/# 20590)											
23	2	194170-34900	TIRE W/TUBE 12.4X24	1							
24	3	194170-34910	TIRE 12.4X 24	1							
25	3	194170-34920	TUBE	1							

Fig.99. LARGE TIRES(FOR YM276D)

Fig. 99 LARGE TIRES (FOR YM276D)



Y00T2321 99. LARGE TIRES(FOR YM276D)

(A)=YM276
(B)=YM276D
(C)=

(D)=
(E)=
(F)=

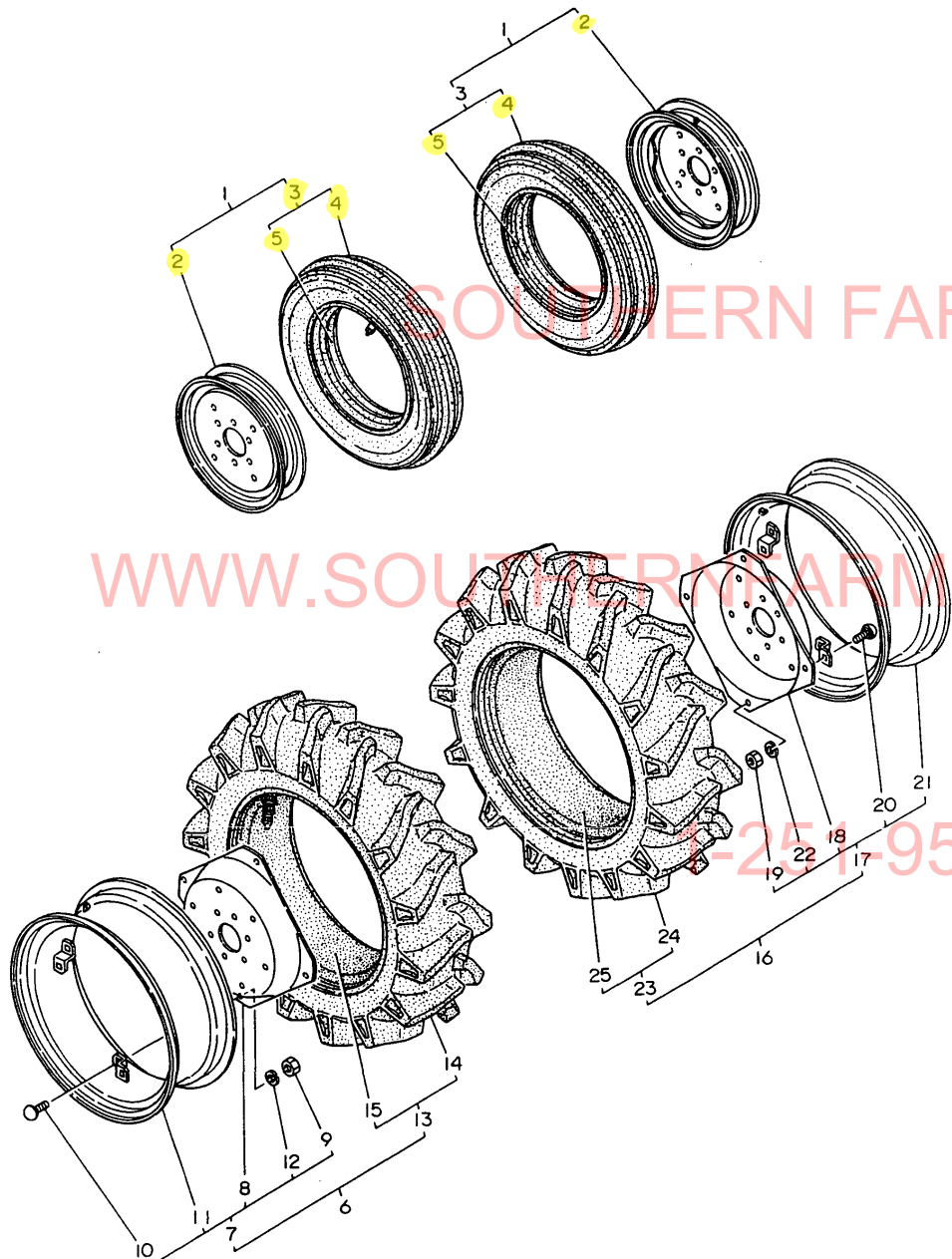
REF.	LEV.	PARTS NO.	DESCRIPTION	Q'TY						I	R
				(A)	(B)	(C)	(D)	(E)	(F)		
1	1	794416-14700-Q	TIRE (L) ASSY, FRONT		1						
2	2	194279-14700-Q	WHEEL DC5JAX16WDC		1						
3	2	194321-14850	TIRE W/TUBE 7-16(F).		1						
4	3	194321-14820	TUBE		1						
5	3	194321-14860	TIRE 7-16		1						
6	1	794416-14800-Q	TIRE (R) ASSY, FRONT		1						
7	2	194279-14700-Q	WHEEL DC5JAX16WDC		1						
8	2	194321-14850	TIRE W/TUBE 7-16(F).		1						
9	3	194321-14820	TUBE		1						
10	3	194321-14860	TIRE 7-16		1						
11	1	194170-34700-Q	TIRE ASSY 12.4X24		1						
12	2	194170-34880-Q	WHEEL W10X 24W		1						
13	3	194130-34811-Q	DISC		1						
14	3	194170-34820-Q	WHEEL W10X 24W		1						
15	3	194130-34840	NUT M16		4						
15-1	3	194555-34210	NUT M16 (B=T/# 41480)		4						R
16	3	194130-34850	BOLT M16X 35		4						
16-1	3	194555-34850	BOLT M16X 35 (B=T/# 41480)		4						R
17	3	22217-160000	SPRING WASHER 16		4						
17-1	3	194555-34190	SPRING WASHER 16 (B=T/# 41480)		4						R
18	2	194170-34900	TIRE W/TUBE12.4X24		1						
19	3	194170-34910	TIRE 12.4X 24		1						
20	3	194170-34920	TUBE		1						
21	1	194170-34800-Q	TIRE ASSY 12.4X24		1						
22	2	194170-34880-Q	WHEEL W10X 24W		1						
23	3	194130-34811-Q	DISC		1						
24	3	194170-34820-Q	WHEEL W10X 24W		1						
25	3	194130-34840	NUT M16		4						
25-1	3	194555-34210	NUT M16 (B=T/# 41480)		4						R
26	3	194130-34850	BOLT M16X 35		4						
26-1	3	194555-34850	BOLT M16X 35 (B=T/# 41480)		4						R
27	3	22217-160000	SPRING WASHER 16		4						
27-1	3	194555-34190	SPRING WASHER 16 (B=T/# 41480)		4						R
28	2	194170-34900	TIRE W/TUBE12.4X24		1						
29	3	194170-34910	TIRE 12.4X 24		1						
30	3	194170-34920	TUBE		1						

Fig.100. AG TIRES(YM276,EUROPE & SCANDI

(A)=YM276
(B)=YM276D
(C)=

(D)=
(E)=
(F)=

Fig. 100 AG TIRES (EUROPE & SCANDINAVIA) [For Model YM276]



REF.	LEV.	PARTS NO.	DESCRIPTION	Q'TY						I	R
				(A)	(B)	(C)	(D)	(E)	(F)		
1	1	194432-12900	TIRE ASSY,FRONT	2							
2	2	194275-12910	WHEEL DC3.00*15	2							
3	2	794081-12950	TIRE W/TUBE 5.00-15	2							
4	3	194081-12960	TIRE 5 X15	2							
5	3	194081-12970	TUBE	2							
6	1	194432-34700	TIRE ASSY(L),REAR	1							
7	2	794130-34880	WHEEL DCW9X24W ASSY	1							
8	3	194130-34811	DISC	1							
9	3	194130-34840	NUT M16	4							
9-1	3	194555-34210	NUT M16	4							R
(A=T/# 20590)											
10	3	194130-34850	BOLT M16X 35	4							
10-1	3	194555-34850	BOLT M16X 35	4							R
(A=T/# 20590)											
11	3	194130-34891	RIM W9X24	1							
12	3	22217-160000	SPRING WASHER 16	4							
12-1	3	194555-34190	SPRING WASHER 16	4							R
(A=T/# 20590)											
13	2	194432-34900	TIRE W/TUBE11.2X24	1							
14	3	194432-34910	TIRE 11.2-24	1							
15	3	194432-34920	TUBE	1							
16	1	194432-34800	TIRE ASSY(R),REAR	1							
17	2	794130-34880	WHEEL DCW9X24W ASSY	1							
18	3	194130-34811	DISC	1							
19	3	194130-34840	NUT M16	4							
19-1	3	194555-34210	NUT M16	4							R
(A=T/# 20590)											
20	3	194130-34850	BOLT M16X 35	4							
20-1	3	194555-34850	BOLT M16X 35	4							R
(A=T/# 20590)											
21	3	194130-34891	RIM W9X24	1							
22	3	22217-160000	SPRING WASHER 16	4							
22-1	3	194555-34190	SPRING WASHER 16	4							R
(A=T/# 20590)											
23	2	194432-34900	TIRE W/TUBE11.2X24	1							
24	3	194432-34910	TIRE 11.2-24	1							
25	3	194432-34920	TUBE	1							

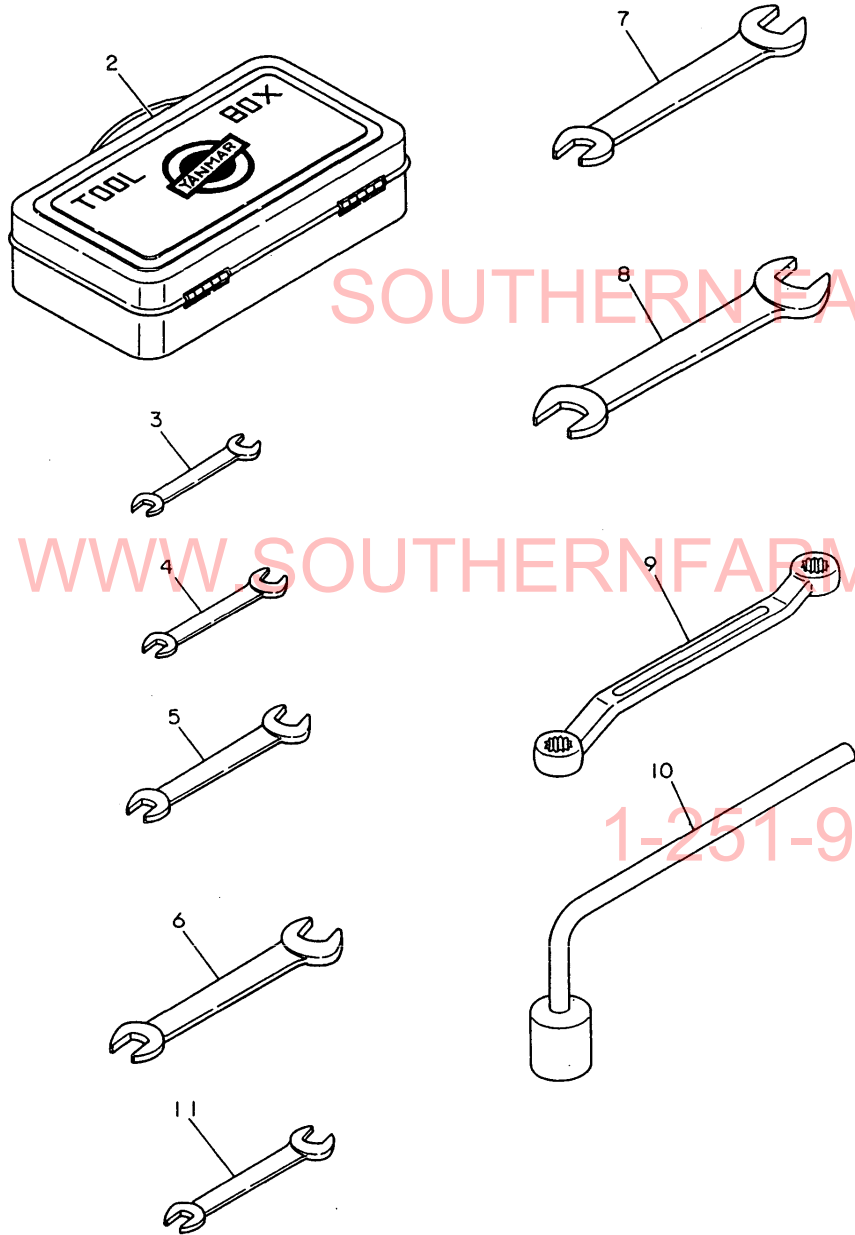
N:Old ↔ New, Q:Old ↔ New, R:Old ↔ New, S:Old ↔ New, W:Add, Z:Discontinued, F:Set Change, K:Q'ty Change
(C)Copy Rights YANMAR CO.,LTD and YANMAR AGRICULTURAL EQUIPMENT CO.,LTD.

Fig.101. TOOLS

(A)=YM276
(B)=YM276D
(C)=

(D)=
(E)=
(F)=

Fig. 101 TOOLS



REF.	LEV.	PARTS NO.	DESCRIPTION	Q'TY						I	R
				(A)	(B)	(C)	(D)	(E)	(F)		
1	1	794322-82110	TOOL ASSY	1	1						
1-1	1	794322-82111	TOOL ASSY	1	1						N
		(A=*1982.10) (B=*1982.10)									
2	2	194322-82110-R	BOX, TOOL	1	1						
3	2	28110-080100	WRENCH 8X10	1	1						
4	2	28110-100130	WRENCH 10X13	1	1						Z
		(A=*1982.10) (B=*1982.10)									
5	2	28110-170190	WRENCH 17X19	1	1						
6	2	28110-220240	WRENCH 22X24	1	1						
7	2	28110-270300	WRENCH 27X30	1	1						
8	2	28110-260320	WRENCH 26X32	1	1						
9	2	194080-82110	WRENCH 17X19	1	1						
10	2	194145-82240	BOX WRENCH 26	1	1						
11	2	28110-120140	WRENCH 12X14	1	1						W
		(A=*1982.10) (B=*1982.10)									

WWW.SOUTHERNFARMEQUIPMENTIMPORTS.COM

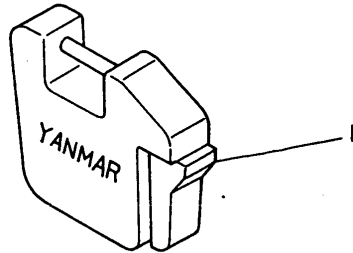
1-251-957-2857

Fig.102. FRONT & REAR WHEEL WEIGHT

(A)=YM276
(B)=YM276D
(C)=

(D)=
(E)=
(F)=

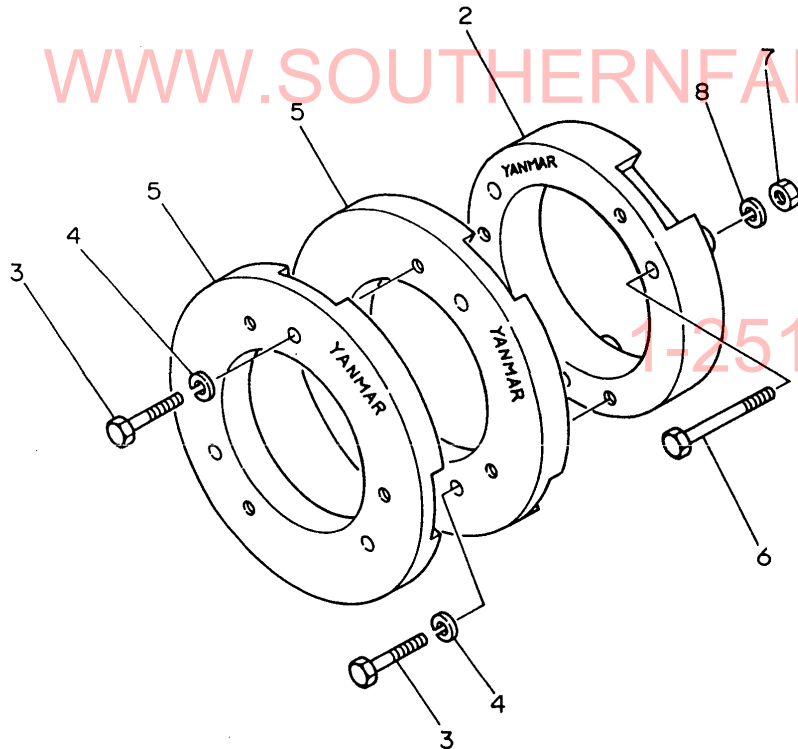
Fig. 102 FRONT WEIGHT & REAR WHEEL WEIGHT



REF.	LEV.	PARTS NO.	DESCRIPTION	Q'TY						I	R
				(A)	(B)	(C)	(D)	(E)	(F)		
1	1	194080-81111-R	WEIGHT 20KGS. FRONT	5	5						
2	1	194080-81230-R	WEIGHT 20KGS. REAR	2	2						
3	1	26116-160602	BOLT M16X 60 PLATED	12	12						
4	1	22217-160000	SPRING WASHER 16	12	12						
5	1	194080-81212-R	WEIGHT 25KGS. REAR	4	4						
6	1	26116-161102	BOLT M16X110 PLATED	6	6						
7	1	26716-160002	NUT M16	6	6						
8	1	22217-160000	SPRING WASHER 16	6	6						

SOUTHERN FARM EQUIPMENT

WWW.SOUTHERNFARMEQUIPMENTIMPORTS.COM



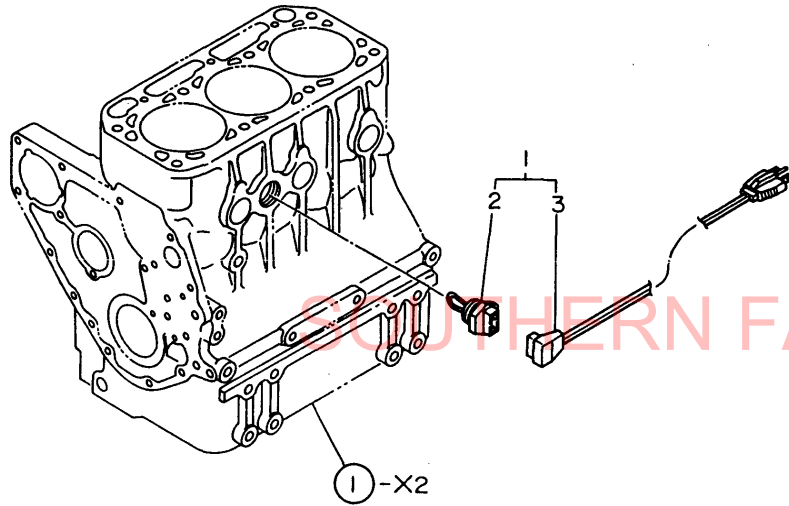
1-251-957-2857

Fig.103. HEATER(U.S.A.ONLY)

(A)=YM276
(B)=YM276D
(C)=

(D)=
(E)=
(F)=

Fig. 103 HEATER [Optional Parts]



REF.	LEV.	PARTS NO.	DESCRIPTION	Q'TY						I	R	
				(A)	(B)	(C)	(D)	(E)	(F)			
1	1	YTI446-59100	ENGINE HEATER ASS'Y	1	1						1	
2	2	YTI446-59110	ENGINE HEATER	1	1						1	
3	2	YTI446-59120	CORD	1	1						1	
4	1	YTI446-59140	OIL HEATER ASS'Y	1	1						1	
5	2	YTI446-59150	OIL HEATER	1	1						1	
6	2	YTI446-59160	CORD	1	1						1	

WWW.SOUTHERNFARMEQUIPMENTIMPORTS.COM

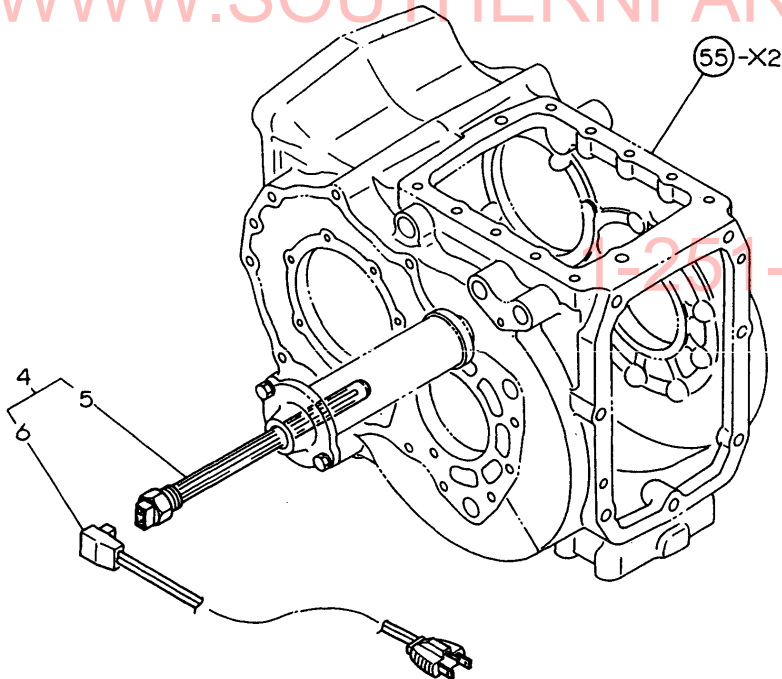
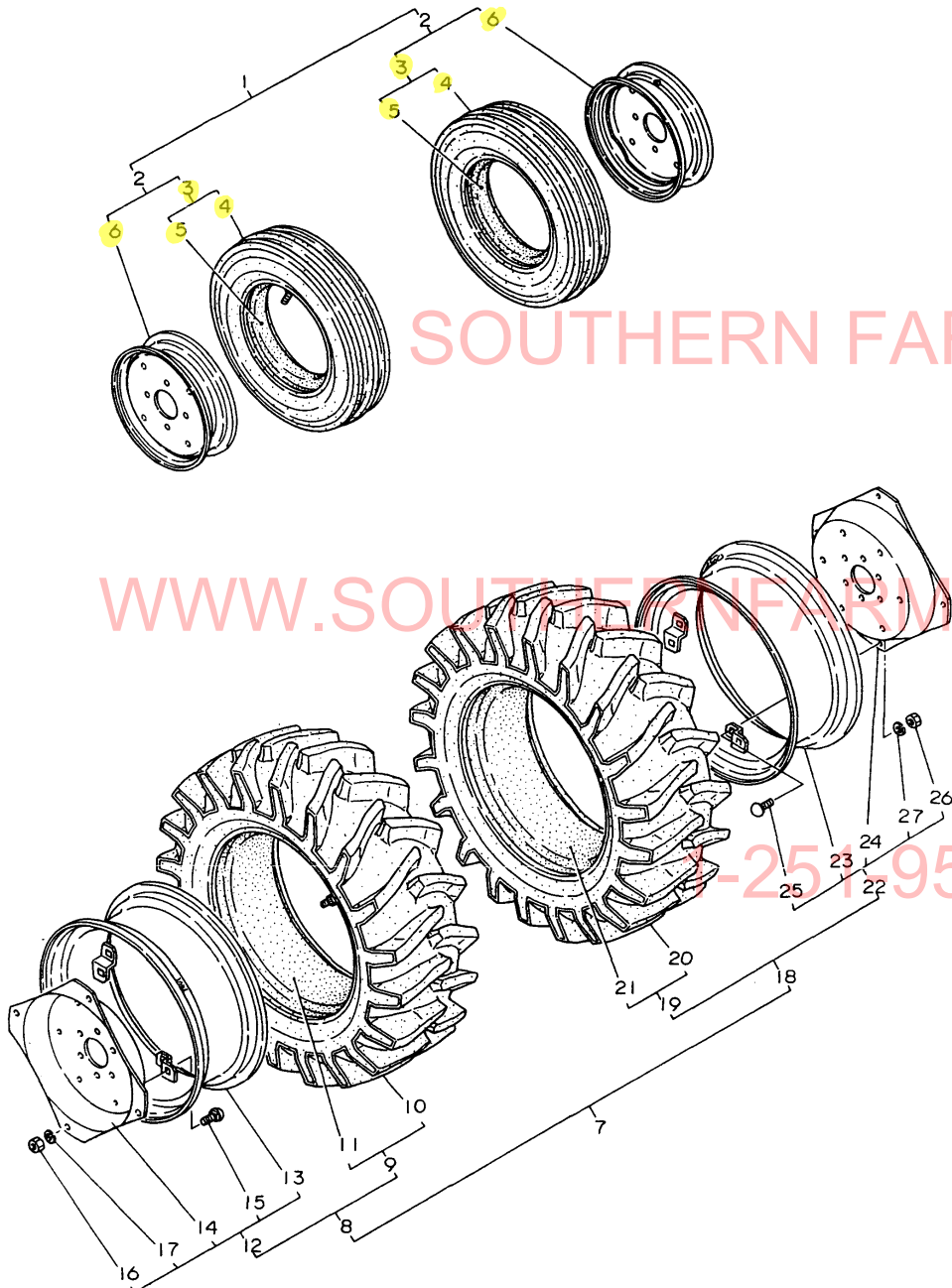


Fig.104. AG TIRES(USA ONLY,FOR YM276)

Fig. 104 AG TIRES (FRONT & REAR) [For Model YM276]



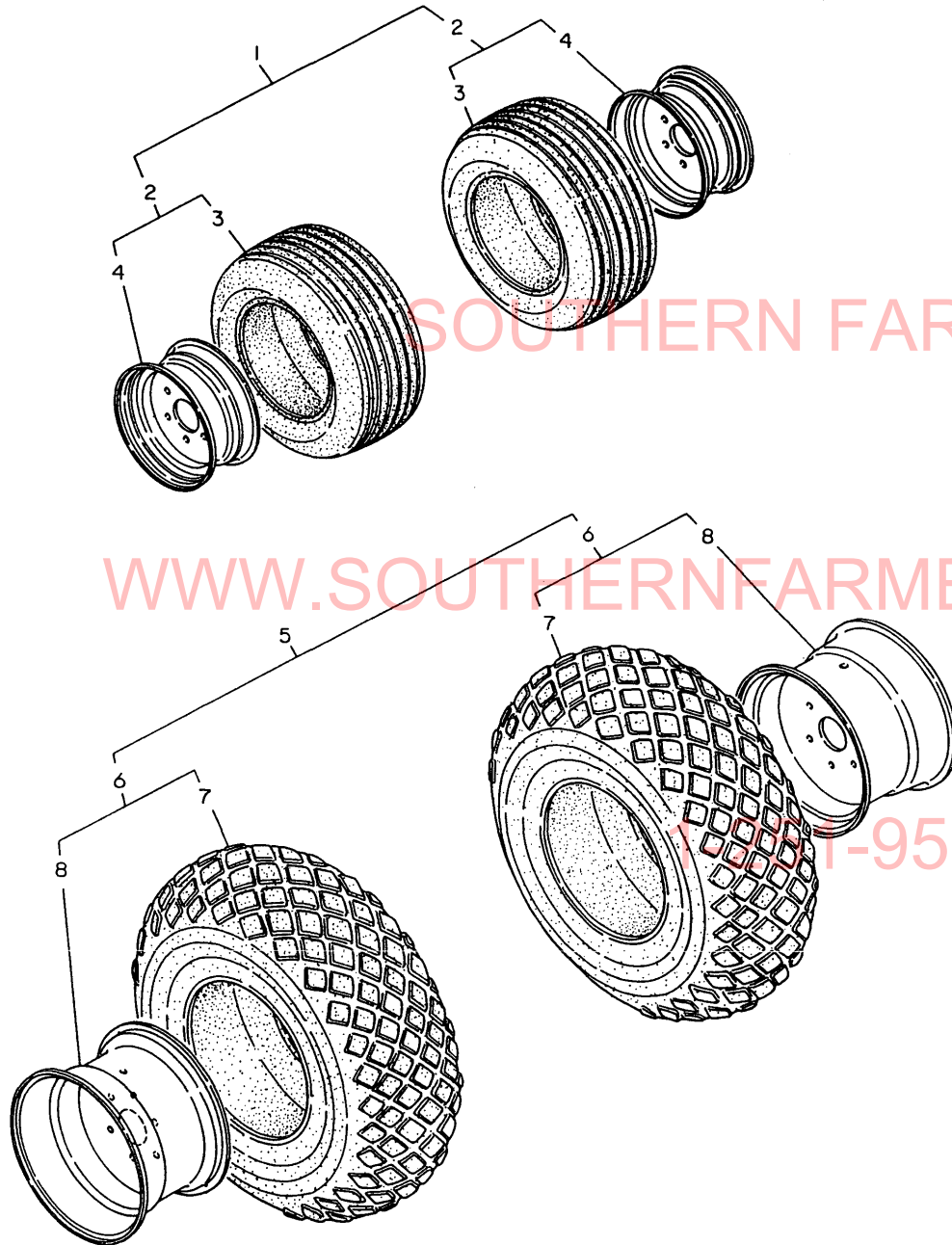
(A)=YM276
(B)=YM276D
(C)=

(D)=
(E)=
(F)=

REF.	LEV.	PARTS NO.	DESCRIPTION	Q'TY						I	R	
				(A)	(B)	(C)	(D)	(E)	(F)			
1	1	YTI432-00100	TIRE WHEEL SET,FRONT	1							1	
2	2	YTI432-12900	TIRE ASSY,FRONT	2							1	
3	3	YTI432-12950	TIRE W/TUBE 6.00-14	2							1	
4	4	YTI432-12960	TIRE 6.00-14	2							1	
5	4	YTI432-12970	TUBE	2							1	
6	3	YTI432-12910	WHEEL 14X5KB	2							1	
7	1	YTI170-34950	TIRE WHEEL SET,REAR	1							1	
8	2	YTI170-34700	TIRE ASSY(L),REAR	1							1	
9	3	YTI170-34970	TIRE W/TUBE 12.4-24	1							1	
10	4	YTI170-34980	TIRE 12.4-24	1							1	
11	4	YTI170-34990	TUBE 12.4-24	1							1	
12	3	YTI170-34850	WHEEL ASSY 24-W10	1							1	
13	4	YTI170-34860	WHEEL 24-W10	1							1	
14	4	194130-34811-Q	DISC	1							1	
15	4	194130-34850	BOLT M16X 35	4							1	
15-1	4	194555-34850	BOLT M16X 35	4								R 1
(A=T/# 20590)												
16	4	194130-34840	NUT M16	4							1	
16-1	4	194555-34210	NUT M16	4								R 1
(A=T/# 20590)												
17	4	22217-160000	SPRING WASHER 16	4							1	
17-1	4	194555-34190	SPRING WASHER 16	4								R 1
(A=T/# 20590)												
18	2	YTI170-34800	TIRE ASSY(R),REAR	1							1	
19	3	YTI170-34970	TIRE W/TUBE 12.4-24	1							1	
20	4	YTI170-34980	TIRE 12.4-24	1							1	
21	4	YTI170-34990	TUBE 12.4-24	1							1	
22	3	YTI170-34850	WHEEL ASSY 24-W10	1							1	
23	4	YTI170-34860	WHEEL 24-W10	1							1	
24	4	194130-34811-Q	DISC	1							1	
25	4	194130-34850	BOLT M16X 35	4							1	
25-1	4	194555-34850	BOLT M16X 35	4								R 1
(A=T/# 20590)												
26	4	194130-34840	NUT M16	4							1	
26-1	4	194555-34210	NUT M16	4								R 1
(A=T/# 20590)												
27	4	22217-160000	SPRING WASHER 16	4							1	
27-1	4	194555-34190	SPRING WASHER 16	4								R 1
(A=T/# 20590)												

Fig.105. TURF-TIRES(U.S.A.ONLY)

Fig. 105 TURF-TIRES (FRONT & REAR)



(A)=YM276
(B)=YM276D
(C)=

(D)=
(E)=
(F)=

REF.	LEV.	PARTS NO.	DESCRIPTION	Q'TY						
				(A)	(B)	(C)	(D)	(E)	(F)	
1	1	YTI170-00100	TURF-TIRE WHEEL SET	1	1					1
2	2	YTI170-12800	TIRE W/WHEEL,FRONT	2	2					1
3	3	YTI170-12810	TURF-TIRE 12X7.50-15	2	2					1
4	3	YTI170-12850	WHEEL 15X6RM	2	2					1
5	1	YTI170-00110	TURF-TIRE WHEEL SET	1	1					1
6	2	YTI170-34500	TIRE W/WHEEL,REAR	2	2					1
7	3	YTI170-34820	TURF-TIRE 16.5L-16.1	2	2					1
8	3	YTI170-34810	WHEEL 16.1XW14C	2	2					1

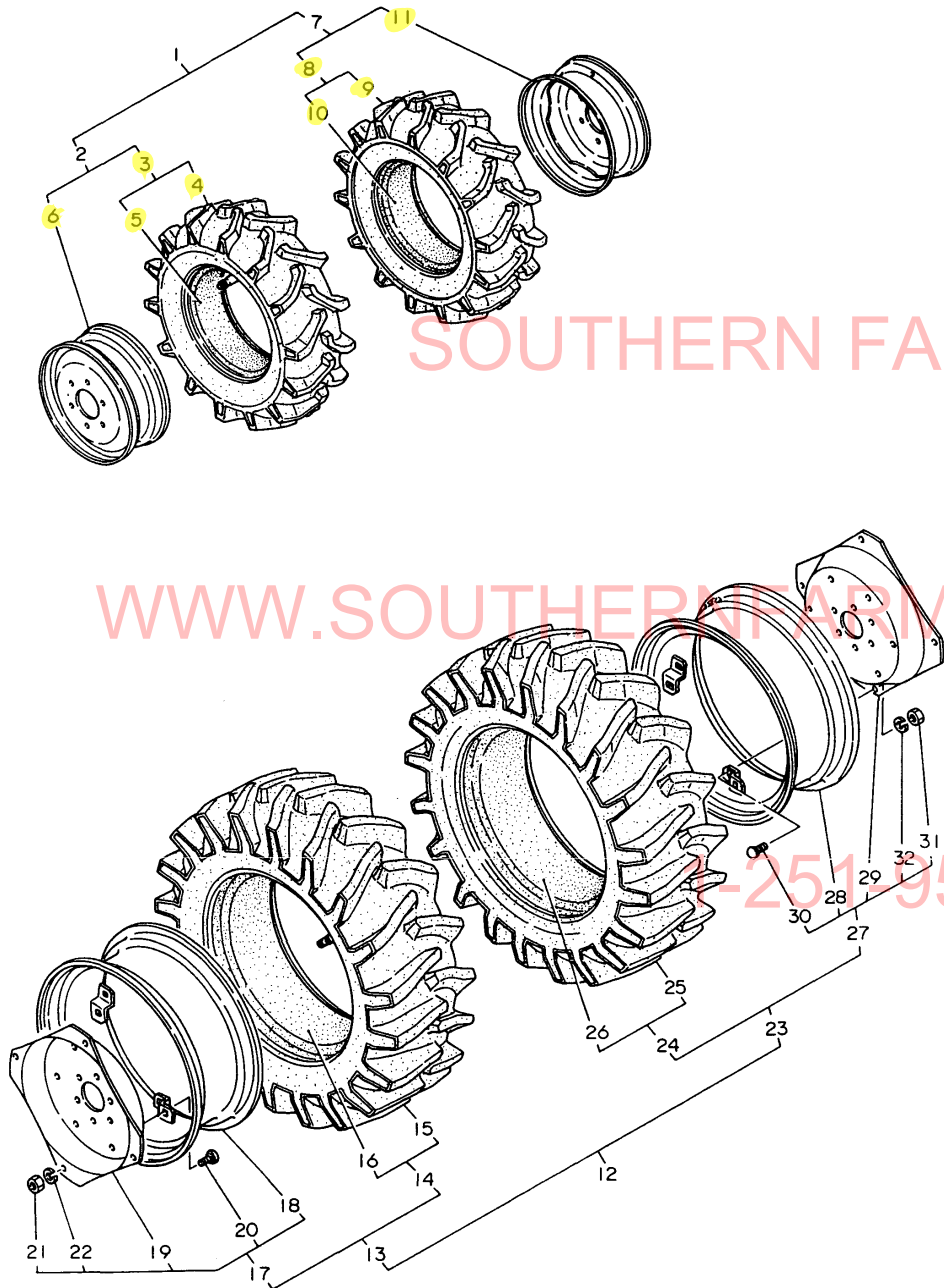
SOUTHERN FARM EQUIPMENT

WWW.SOUTHERNFARMEQUIPMENTIMPORTS.COM

1-957-2857

Fig.106. AG TIRES(USA ONLY,FOR YM276D)

Fig. 106 AG TIRES (FRONT & REAR) [For Model YM276D]



(A)=YM276
(B)=YM276D
(C)=

(D)=
(E)=
(F)=

REF.	LEV.	PARTS NO.	DESCRIPTION	(A)	(B)	(C)	(D)	(E)	(F)	Q'TY	I	R
2	2	794171-14700-Q	TIRE ASSY		1							1
2-1	2	198351-14750-Q (B=T/# 41611)	TIRE(L) ASSY, FRONT		1						S	1
3	3	194171-14800	TIRE W/TUBE 7-14		1							1
4	4	194171-14810	TIRE		1							1
5	4	194171-14820	TUBE		1							1
6-1	3	194311-14700-Q	WHEEL DC5JAX14W		1							1
6-2	3	198351-14700 (B=T/# 41611)	WHEEL 5JAX14WDC		1						S	1
7	2	794171-14800-Q	TIRE ASSY 5.5X16		1							1
7-1	2	198351-14850-Q (B=T/# 41611)	TIRE(R) ASSY, FRONT		1						S	1
8	3	194171-14800	TIRE W/TUBE 7-14		1							1
9	4	194171-14810	TIRE		1							1
10	4	194171-14820	TUBE		1							1
11-1	3	194311-14700-Q	WHEEL DC5JAX14W		1							1
11-2	3	198351-14700 (B=T/# 41611)	WHEEL 5JAX14WDC		1						S	1
12	1	YTI432-34950	TIRE WHEEL SET,REAR		1							1
13	2	YTI432-34700	TIRE ASSY(L),REAR		1							1
14	3	YTI432-34970	TIRE W/TUBE 11.2-24		1							1
15	4	YTI432-34980	TIRE 11.2-24		1							1
16	4	YTI432-34990	TUBE 11.2-24		1							1
17	3	YTI170-34850	WHEEL ASSY 24XW10		1							1
18	4	YTI170-34860	WHEEL 24XW10		1							1
19	4	194130-34811-Q	DISC		1							1
20	4	194130-34850	BOLT M16X 35		4							1
20-1	4	194555-34850 (B=T/# 41480)	BOLT M16X 35		4						R	1
21	4	194130-34840	NUT M16		4							1
21-1	4	194555-34210 (B=T/# 41480)	NUT M16		4						R	1
22	4	22217-160000	SPRING WASHER 16		4							1
22-1	4	194555-34190 (B=T/# 41480)	SPRING WASHER 16		4						R	1
23	2	YTI432-34800	TIRE ASSY(R),REAR		1							1
24	3	YTI432-34970	TIRE W/TUBE 11.2-24		1							1
25	4	YTI432-34980	TIRE 11.2-24		1							1
26	4	YTI432-34990	TUBE 11.2-24		1							1
27	3	YTI170-34850	WHEEL ASSY 24XW10		1							1
28	4	YTI170-34860	WHEEL 24XW10		1							1
29	4	194130-34811-Q	DISC		1							1
30	4	194130-34850	BOLT M16X 35		4							1
30-1	4	194555-34850 (B=T/# 41480)	BOLT M16X 35		4						R	1
31	4	194130-34840	NUT M16		4							1
31-1	4	194555-34210 (B=T/# 41480)	NUT M16		4						R	1
32	4	22217-160000	SPRING WASHER 16		4							1
32-1	4	194555-34190 (B=T/# 41480)	SPRING WASHER 16		4						R	1

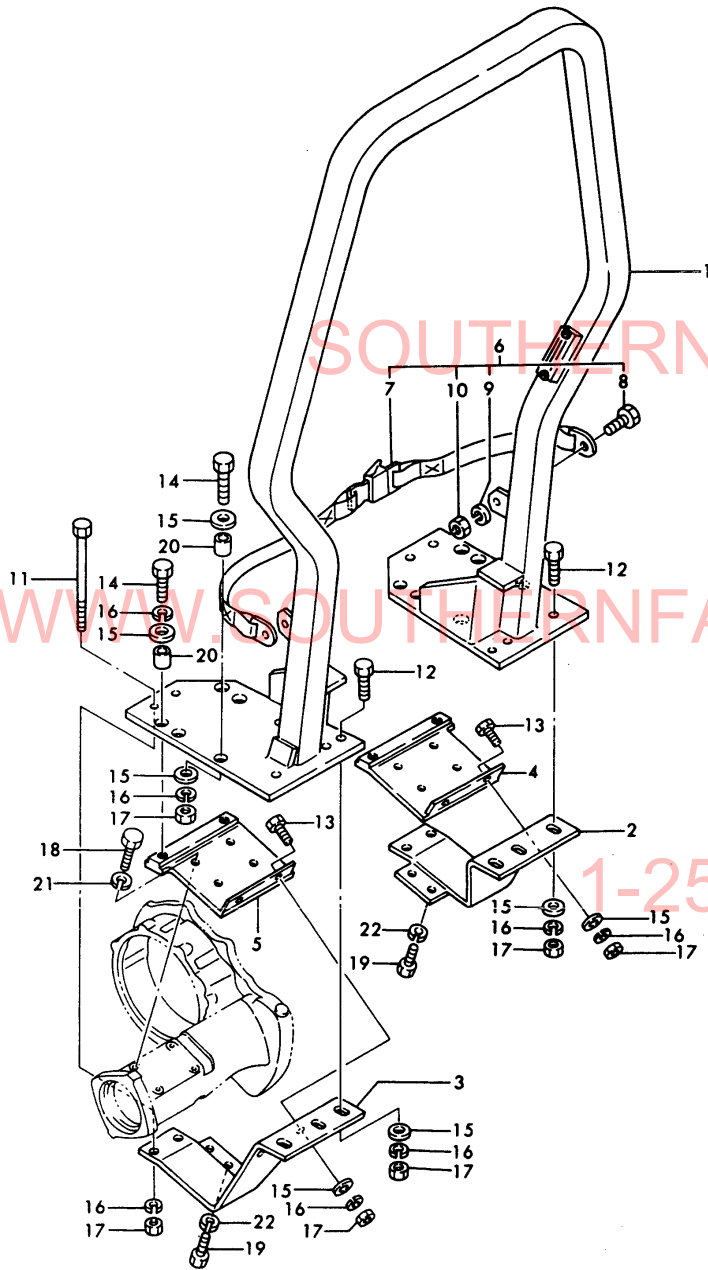
N:Old ↔ New, Q:Old ↔ New, R:Old ↔ New, S:Old ↔ New, W:Add, Z:Discontinued, F:Set Change, K:Q'ty Change
(C)Copy Rights YANMAR CO.,LTD and YANMAR AGRICULTURAL EQUIPMENT CO.,LTD.

Fig.107. ROLL BAR(U.S.A.ONLY)

(A)=YM276
(B)=YM276D
(C)=

(D)=
(E)=
(F)=

Fig. 107 ROLL BAR



REF.	LEV.	PARTS NO.	DESCRIPTION	Q'TY						I	R	
				(A)	(B)	(C)	(D)	(E)	(F)			
1	1	4-11040	ROLL BAR ASSY	1	1						1	
2	1	2-11867	BOTTOM AXLE, R.H.	1	1						1	
3	1	2-11866	BOTTOM AXLE, L.H.	1	1						1	
4	1	2-11869	TOP AXLE, R.H.	1	1						1	
5	1	2-11868	TOP AXLE, L.H.	1	1						1	
6	1	4-11790	SEAT BELT KIT	1	1						1	
7	2	3-10287	SEAT BELT	1	1						1	
8	2	3-10045	SCREW, HEX CAP	2	2						1	
9	2	3-10152	WASHER, LOCK 0.437	2	2						1	
10	2	3-10066	NUT, HEX 0.437-14NC	2	2						1	
11	1	3-11739	SCREW, HEX CAP	4	4						1	
12	1	3-10130	SCREW, HEX CAP	4	4						1	
13	1	3-10046	SCREW, HEX CAP	4	4						1	
14	1	3-12247	SCREW, HEX CAP	8	8						1	
15	1	3-10087	WASHER, FLAT 0.500	20	20						1	
16	1	3-10079	WASHER, LOCK 0.500	20	20						1	
17	1	3-10067	NUT, HEX 0.500-13NC	16	16						1	
18	1	3-12226	SCREW M10X25X1.5C	8	8						1	
19	1	3-12227	SCREW M10X35X1.5C	4	4						1	
20	1	1-15708	SPACER, PIPE	8	8						1	
21	1	22217-100000	SPRING WASHER 10	8	8						1	
22	1	22217-100000	SPRING WASHER 10	4	4						1	

WWW.SOUTHERNFARMEQUIPMENTIMPORTS.COM

1-251-957-2857

PARTS No. INDEX

PARTS No.	Fig.	Ref.No.
*REF.39= 5- 2	39	44
*REF.39= 6	39	45
*REF.39= 7- 1	39	46
*REF.39=11	39	54
*REF.39=12- 1	39	42
*REF.39=13- 1	39	56
*REF.39=16	39	57
*REF.39=21	39	61
*REF.39=22	39	62
*REF.39=23- 1	39	43
*REF.40=18- 1	39	47
*REF.40=19- 2	39	48
*REF.40=21- 1	39	49
*REF.40=22- 1	39	50
*REF.40=23- 1	39	51
*REF.40=24- 1	39	52
*REF.40=25	39	55
*REF.40=26- 1	39	58
*REF.40=27	39	59
*REF.40=28- 1	39	53
*REF.40=29- 1	39	60
*REF.40=30- 2	39	41
*REF.68=72	68	74
*REF.68=99	68	100
		101
		103
		106
*REF.69=69	69	70
		71
		73
		76
*REF.70=42	70	48
*REF.70=69	70	73
		74
		75
		76
101147-11900	5	48
101147-12550	7	15
101147-59810	20	27
101158-11230	5	37
		42
101304-59020	20	12 -1
101704-11450	5	46
		27
		13
101720-55750	19	5
102103-55520	19	13
		27
		36
102210-07990	4	4
		85
		31
		86
		41

PARTS No.	Fig.	Ref.No.
102210-07990	87	40
	88	40
	89	44
	90	41
	91	41
103338-11180	5	8
103338-11190	5	9
103338-22300	11	7
103338-22400	11	8
103854-11490	5	47
	27	14
103854-51251	17	21
103854-51660	17	38
103854-53100	18	2
103854-53120	18	6
103854-53180	18	8
103854-59201	20	15 -1
104104-67300	6	12
104200-14200	9	4
104200-55080	1	21
104200-55321	19	6
104200-55330	19	9
104200-55341	19	7
104200-55750	19	8
104200-59170	20	16
	27	37
104200-61200	21	3
104211-03770	21	45
104300-76460	9	6
104500-23201	11	12 -1
104500-53080	18	4
104511-11120	5	5
104511-11370	5	11
105225-01900	1	7
105225-11350	5	12
105225-21500	10	13
105225-21501	10	13 -1
110250-53150	18	10
	61	66
110250-55610	19	14
113200-53110	18	5
113200-53120	18	7
1-15708	107	20
119660-61220	21	4 -1
120130-11160	5	6 -3
121000-42010	14	1 B
121000-42051	14	7 B
	27	27 B
121000-42120	14	8 B
121023-14100	9	3

PARTS No.	Fig.	Ref.No.
121023-21200	10	6
121023-42051	14	7 A-1
	27	27 A-1
121023-42100	14	1 A
121023-77910	23	1
	26	11
121085-01890	2	16
121120-12540	7	5
121120-12560	7	6
121120-12570	7	7
121120-77920	23	2
121150-51460	17	22
121241-07150	4	2 B
	86	32
	87	31
	88	31
	89	35
121250-01710	5	18
	6	27
121250-02070	3	11
		15
121250-03783	6	10
121250-35300	12	11
121250-35320	12	14
121250-35330	12	15
121250-35340	12	16
121250-44581	15	12
121250-44901	15	19
	26	7
121250-49160	16	11
121250-55620	19	15
121250-59860	20	7
121252-44510	15	4
121252-49030	16	3 B
121253-12110	7	21
121253-12300	7	1
121253-12510	7	3
	26	2
121253-12530	7	4
121254-07150	4	2 A
	85	32
	90	32
	91	32
121254-55510	19	12
121254-55600	19	1
121400-77701	23	3
121420-01760	6	5
	27	16
121420-77700	20	25
121440-12480	4	6 B

PARTS No.	Fig.	Ref.No.
121440-12480	7	30 B
	86	34
	87	33
	88	33
	89	37
121440-12520	4	5 B
	7	31 B
	86	35
	87	34
	88	34
	89	38
121450-01220	1	6
121450-01511	2	26 A
	27	7 A
121450-01531	2	18
	27	6
121450-01550	2	17
121450-01560	2	5
121450-01570	2	8
121450-01710	1	23
121450-01801	2	21
121450-01951	1	29
121450-01990	1	9
121450-03011	6	23
121450-03012	6	23 -1
121450-03020	6	24
121450-03030	6	25
121450-03610	6	16
121450-03770	6	9
121450-11260	5	28
121450-11270	5	29
121450-11670	5	15
121450-11680	5	16
	27	12
121450-13200	8	15
	27	21
	28	4
121450-14090	9	2
121450-14120	9	6 -1
121450-21540	10	7
121450-21541	10	7 -1
121450-32021	12	3
	27	22
121450-32050	12	2
121450-42050	14	7 A
	27	27 A
121450-42240	14	4
121450-42260	14	5
121450-42310	14	6
121450-42350	14	18

PARTS No. INDEX

PARTS No.	Fig.	Ref.No.	PARTS No.	Fig.	Ref.No.	PARTS No.	Fig.	Ref.No.	PARTS No.	Fig.	Ref.No.	
121450-44410	14	13	121520-01860	1	26	124040-07160	87	32	124250-77120	24	13 -1	
	27	28	121520-61520	21	7 A-1		88	32	124250-77130	24	14 -1	
121450-44530	15	6			7 B		89	36	124250-77140	24	15 -1	
121450-51010	17	2	121520-61620	21	6 A-1	124060-01050	1	3	124250-77150	24	16 -1	
121450-51500	17	11			6 B			3 -1	124250-77160	24	17 -1	
121450-59850	20	4	121520-66000	21	24		2	3	124250-77170	24	18 -1	
121450-61000	21	12 A	121520-66010	21	42	124060-23201	11	12	124250-77180	24	19 -1	
121450-61001	21	12 A-1	121520-66550	21	29	124060-51300	17	5	124250-77190	24	20 -1	
		12 B	121520-77710	22	10 A-1	124060-59380	20	17	124250-77210	24	22 -1	
121450-61100	21	1	121550-02110	3	3	124060-59391	20	15	124250-77220	24	23 -1	
121450-61101	21	1 -1	121550-02300	3	16	124060-77680	20	26	124250-77230	24	24 -1	
121450-61520	21	7 A	121550-02320	3	18			29	124250-77240	24	25 -1	
		20	121550-11280	5	30			5	124250-77270	24	29 -1	
121450-61620	21	6 A	121550-11290	5	31	124064-07160	4	3 A	124250-77310	24	28 -1	
121450-61631	21	10	121550-35100	12	7		85	33	124250-77320	24	33 -1	
121450-66160	21	19	121550-35110	12	8		90	33	124250-77500	24	2 -1	
121450-66170	21	20 -1			27	23	91	33	124250-77510	24	3 -1	
121450-66180	21	18	121550-49030	16	3 A	124064-12400	7	8	124250-77520	24	21 -1	
121450-77200	22	6 A	121550-49111	16	10	124064-12420	7	10	124450-01610	1	17	
		25	121550-51100	17	3	124064-12430	7	12	124450-11161	5	6	
121450-77711	22	10 A	121550-51920	17	42			14	124450-11171	5	7	
121450-91400	2	42 A	121550-77810	23	7			18	124450-11800	5	6 -1	
121454-12480	4	5 A	121551-02220	3	4	124064-12440	7	13	124450-11810	5	7 -1	
		7	121551-66520	21	46	124064-12450	7	17	124450-12571	7	16	
		85	121551-66580	21	47	124064-12460	7	18	124450-21230	10	12	
		90	121551-66900	21	48	124064-12470	7	11	124450-35110	12	10	
		91	121567-61000	21	12 A-2	124066-59100	20	24		27	24	
121454-12520	4	6 A	121567-61620	21	6 A-2	124085-01820	2	22	124450-35350	12	17	
		7	121567-61640	21	7 A-2	124085-01900	1	7 -1	124450-39240	13	6	
		85	121575-01510	2	26 B	124085-35300	12	11 -1	124450-44550	15	9	
		90			27	7 B	124085-35350	12	17 -1	124450-44560	15	7
		91	121575-01750	1	24	124160-01650	6	29	124450-44590	15	2	
121454-42120	14	8 A			27	4	124160-01751	6	4	124450-59030	20	21
121454-66002	21	24 -1	121750-01920	1	13	124160-11360	6	21	124460-11340	5	10	
121454-66420	21	40	121750-59090	20	23	124160-39140	13	2	124460-77820	23	8	
121456-91400	2	42 B	121750-59890	67	12 -1	124160-39450	13	7	124465-13652	8	3	
121456-91981	2	44			68	22	26	5	124465-44950	15	20	
121456-91991	2	45				52	16	20		27	29	
121462-03740	6	7				69	4	9	124550-35110	12	9	
		7 -2				89	17	43		26	4	
121465-11950	5	22 -1				70	2	40	124550-51320	17	7	
121465-13652	8	16 -1				102	27	8	124550-51341	17	8	
121465-59950	20	9 -1				71	2	40 -1	124550-51350	17	6	
121470-13580	8	4				51	27	8 -1		27	33	
121492-42290	14	19 B	121750-77800	23	6	124250-03640	21	44	124550-51370	17	9	
		26	121850-77330	22	7 A	124250-59260	20	12		27	34	
121492-77200	22	6 B	123325-59100	20	5	124250-77012	22	1	124550-55700	19	11	
		25	123325-59110	20	6			1		26	10	
121520-01850	1	25	124040-07160	4	3 B	124250-77070	24	7 -1	124550-59030	20	21 -1	
121520-01851	1	25 -1			86	33	124250-77110	24	12 -1	124550-59090	20	22

PARTS No. INDEX

PARTS No.	Fig.	Ref.No.
124550-59820	13	4
124550-66370	21	41
124550-77020	22	2
124550-77030	22	3
124550-77710	22	10 B
124610-77210	22	14
124732-42290	14	19 A
	26	6 A
124736-77700	23	4
124740-44800	4	7 B
	15	3 B
	86	38
	87	37
	88	37
	89	41
124740-44810	4	10 B
	15	21 B
	86	36
	87	35
	88	35
	89	39
124740-44920	4	11 B
	15	22 B
	86	37
	87	36
	88	36
	89	40
124740-77980	4	12 B
	86	39
	87	38
	88	38
	89	42
124764-12560	7	22
124764-12570	7	23
124764-12580	7	24
124764-44800	4	7 A
	15	3 A
	85	38
	90	38
	91	38
124764-44810	4	10 A
	15	21 A
	85	36
	90	36
	91	36
124764-44920	4	11 A
	15	22 A
	85	37
	90	37
	91	37

PARTS No.	Fig.	Ref.No.
124764-77090	22	4
124764-77980	4	12 A
	85	39
	90	39
	91	39
124766-59050	16	13
	20	13
		14
	32	22
124767-12050	7	20
	27	19
124767-44600	15	10
124770-53000	18	3
	26	9
124950-01210	1	5
124950-26021	2	41
	27	9
124950-26420	2	36
124950-51190	17	12
124950-51270	17	4
	27	32
124950-51450	17	23
124950-51510	17	10
124950-51640	17	35
124950-55900	22	13
124970-03740	6	6 -1
129150-11160	5	6 -2
129150-11170	5	7 -3
129300-11170	5	7 -2
129322-13520	8	14 -1
	27	20 -1
129340-13490	8	1 B
129350-01100	1	4
129350-01200	1	14
129350-01230	1	15
129350-01330	1	39
	27	5
129350-01331	1	39 -1
	27	5 -1
129350-01600-Z	1	16
129350-02100	1	12
129350-02310	3	17
129350-02330	3	19
129350-02350	3	20
129350-03740	6	6
129350-03750	6	7 -1
129350-03760	6	8
129350-11100	5	3
129350-11110	5	4
129350-11240	5	27

PARTS No.	Fig.	Ref.No.
129350-11310	6	3
	27	15
129350-11400	5	44
129350-11410	5	45
129350-13250	8	14
	27	20
129350-14010	9	1
129350-14400	9	5
129350-21591	10	9
129350-21600	10	11
129350-21650	10	14
129350-22090	11	1
129350-23100	11	11
129350-26050	2	33
129350-26490	2	37
129350-32090	12	1
129350-34800	1	45
129350-35090	12	6
129350-39200	13	1
129350-42200	14	3
129350-49010	16	1 A
129350-49120	16	6
129350-49130	16	5
129350-49530	16	15
129350-49540	16	16
	27	31
129350-49541	16	16 -1
	27	31 -1
129350-49800	16	14
	26	8
129350-59500	20	19
129350-59550	20	20
129350-59810	20	1
129350-59830	20	3
129350-61600	21	5
129350-77050	22	5
129354-12100	7	19
129354-13490	8	1 A
129354-13500	8	1 C
129354-26000	2	32
129354-26200	2	34
129354-26400	2	35
129354-44500	15	1 A
129354-44510	15	1 B
129354-44610	15	16
129354-44740	15	13
129354-49010	16	2
129354-49021	16	1 B
129354-49160	16	12
129354-59010	20	10

PARTS No.	Fig.	Ref.No.
129354-59011	20	10 -1
129354-59820	20	2
129354-77330	22	7 B
129367-22090	11	1 -1
135210-61090	21	38
144626-51090	41	36 -1
	42	36
160260-01800	6	11
171051-01921	1	13 -1
172100-53200	18	9
	27	35
172200-61220	21	4
174100-54120	17	20
174307-51170	17	13
174307-51181	17	14
174307-51700	17	24
177088-06160	63	33
192060-46110	72	5
	73	5
	74	5
194065-34170	58	13 -1
194065-41210	60	19
194080-09350	54	23
194080-15140	41	3
	42	3
194080-15250	41	7
	42	7
194080-15260	41	8
	42	8
194080-15270	41	9
	42	9
194080-15280	41	10
	42	10
194080-15290	41	11
	42	11
194080-15320	41	14
	42	14
194080-15420	41	18
	42	17
194080-15430	41	19
	42	18
194080-15440	41	20
	42	19
194080-15450	41	21
	42	20
194080-15460	41	22
	42	21
194080-15470	41	24
	42	23
194080-15550	41	32

PARTS No. INDEX

PARTS No.	Fig.	Ref.No.	PARTS No.	Fig.	Ref.No.	PARTS No.	Fig.	Ref.No.	PARTS No.	Fig.	Ref.No.
194080-15550	42	32	194081-54131	67	57	194130-34811-Q	96	17	194130-34850	104	15
194080-27190	52	7	70	84			27				25
194080-27252	52	10	194081-54151	67	58		98	8		106	20
194080-37781	59	18	194081-54210	67	59			18			30
194080-51411	67	10	70	86			99	13	194130-34891	100	11
	68	13	194081-54221	67	60			23			21
	69	11	70	87			104	14	194130-34891-P	93	26
	70	12	194081-54230	67	61			24			36
	71	12	70	88			106	19		95	11 -1
194080-51430	67	18	194081-54240	67	62			29			21 -1
	68	25	70	89			194130-34840	92	29		16
	69	21	194081-55820	67	63			39			26
	70	24	70	90				29	194130-34891-Q	92	26
	71	24	194110-37691	59	14			39			36
194080-56150	68	49	194115-21400	43	11 -1			14		96	16
	69	87	194130-04271	32	11			24			26
	70	99	194130-12720	36	33			14	194130-37560	59	10
	71	48	194130-15170	41	5			24	194130-37730	43	32
194080-56170	67	70		42	5			19		44	35
194080-57202	67	84	194130-15530	41	31			29		64	2
	68	66		42	31			19		65	1
	69	103	194130-15710	41	37			29	194130-43351	62	2
	70	116	194130-15720	41	38			10	194130-44480	62	12
	71	65		42	37			20	194130-46750	61	20
194080-58810	67	14	194130-15740	41	39			15	194130-48650	60	26
194080-58820	67	15		42	38			25	194130-62160	75	6
	68	21	194130-15750	41	40			9		76	8
	69	16		42	39			19		77	6
		17	194130-15770	41	41			16	194130-62180	75	7
	70	20		42	40			26		76	9
	71	20	194130-22170	43	18			21		77	7
194080-64780	89	3		44	18			31	194134-62270	75	14
		4	194130-22280	43	5			28		76	17
194080-74631	81	31	194130-26350	50	23	194130-34850	92	28		77	14
194080-75790	82	4	194130-33190	55	21			38	194140-63221	79	3
194080-81111-R	102	1	194130-33430	58	3			28		80	5
194080-81212-R	102	5	194130-33440	58	4			13	194145-01260	29	5
194080-81230-R	102	2	194130-33452	50	16			23		30	7
194080-82110	101	9	194130-34811	100	8			13		31	7
194081-12960	94	3			18			23	194145-01501	29	23
	95	3	194130-34811-P	93	27			18		30	28
	100	4			37			28		31	25
194081-12970	94	4		95	12			18	194145-04112	32	1
	95	4			22			28	194145-04302	32	2
	100	5		97	17			11	194145-04311	32	3
194081-53151	70	85			27			21	194145-04351	32	4
194081-54110	67	55	194130-34811-Q	92	27			16	194145-04460	32	5
	70	82			37			26	194145-04521	32	6
194081-54120	67	56		94	12			10	194145-04810	32	13
	70	83			22			20		51	8 -1

PARTS No. INDEX

PARTS No.	Fig.	Ref.No.	PARTS No.	Fig.	Ref.No.	PARTS No.	Fig.	Ref.No.	PARTS No.	Fig.	Ref.No.
194145-11140	33	4	194145-36670	58	6	194145-61551	73	66	194145-64430	74	83
	34	4	194145-37540-R	59	4		74	69		75	17 -1
	35	4	194145-47160	51	22	194145-61560	72	65			17 -2
194145-11240	36	5	194145-51150	67	5		73	67		76	21
194145-11350	36	9	194145-51180	67	7		74	70		77	36
194145-11801-X	36	16		68	9	194145-61570	72	34	194145-72550	81	16
194145-11820	36	17		69	8		73	36			24
194145-11860	36	18		70	9		74	35	194145-73150	81	29
194145-11870	36	19		71	9	194145-61640	72	35	194145-75250	81	37
194145-11910	36	20	194145-51570	72	7	194145-61650	72	36	194145-82240	101	10
194145-11920	36	21		73	7			70	194150-01190	59	1
194145-11930	36	22		74	7			88		72	1
194145-11970	36	23	194145-51650	67	13		73	38		73	1
194145-11980	36	24	194145-52400	67	29			72		74	1
194145-11990	36	25	194145-52820	67	31			90	194150-01270	29	6
194145-12322-X	36	42		68	38		74	37		30	8
194145-12331	36	43		69	37			76		31	8
194145-12340-X	36	44		70	37			77	194150-01370	29	9
194145-12350-X	36	45		71	37	194145-61821	72	41		30	11
194145-12611-X	36	30	194145-52830	67	32		73	43		31	11
194145-12630	36	31		68	39		74	42	194150-11480	41	44
194145-12640-X	36	32		69	38	194145-62130	77	4	194150-21910	33	5
194145-12800	98	2		70	38	194145-62130-R	75	4		34	5
194145-12810	98	3		71	38	194145-62131-R	75	4 -1		35	5
194145-12820	98	4	194145-52840	67	33		76	6		43	7
194145-12900-Q	98	5		68	40		77	4 -1		44	7
194145-15100	42	1		69	39	194145-62140	77	5	194150-22160	43	17
194145-15100-X	41	1		70	39	194145-62140-R	75	5		44	17
194145-15110	42	2		71	39	194145-62141-R	75	5 -1	194150-22250	43	4
194145-15110-X	41	2	194145-52850	68	41		76	7		44	4
194145-15150	41	4		69	40		77	5 -1	194150-22310	43	22
	42	4		70	40	194145-62220-R	75	10		44	22
194145-15200	42	6		71	40	194145-62230-R	75	11	194150-22460	43	28
194145-15200-X	41	6	194145-53200	67	36	194145-62241	75	12		44	31
194145-15310	41	12	194145-53310	67	39		76	12	194150-22480	43	30
	42	12	194145-56901	67	71		77	12		44	33
194145-15320	41	15	194145-61162	72	10	194145-62260	75	13		59	2
	42	15		73	10		76	14		64	1
194145-15330	41	16		74	12		77	13	194150-24290	45	19
194145-15410	41	17	194145-61242	72	15	194145-62280	75	15	194150-27870	55	38
	42	16		73	17		76	18	194150-36550	59	27
194145-15500	41	25		74	15		77	15			42
	42	24	194145-61242-R	72	15 -1	194145-62410	77	16	194150-36651	56	10
194145-15560	41	33	194145-61252	74	18	194145-62410-P	76	19	194150-37530	59	5
	42	33	194145-61252-P	73	20	194145-62410-R	75	18	194150-37570	59	11
194145-15651	41	35	194145-61252-Q	72	18	194145-62420	75	19	194150-42280	61	11
	42	35	194145-61322	74	23		76	20	194150-45320	61	61
194145-27960	52	35	194145-61322-X	72	24		77	17	194150-45340	61	62
194145-36651	56	10 -1		73	26	194145-64430	72	76	194150-45361	61	63
	57	11	194145-61551	72	64		73	78	194150-47621	64	30

PARTS No. INDEX

PARTS No.	Fig.	Ref.No.
194150-47621	65	28
194150-51550	67	20
	68	27
	70	26
	71	26
194150-51550-X	69	23
194150-51620	37	26
	67	12
194150-71230	81	2
		2 -1
194150-74670-U	81	32
194150-74910-X	81	35 -1
194150-74920	81	36
194151-04260	32	10
194151-04720	32	20
194151-11480	36	3
		13
194151-24770	39	10
		31
	45	20
	46	21
	53	2
	55	16
194151-36670	39	32
	56	11
	57	12
194151-37730	59	15
194151-42831	61	12
194151-45370	61	64
194151-46261	61	65
194151-46640-X	61	52
194151-47760	64	31
	65	29
194151-57100	67	82
194151-57210	67	85
	68	67
	69	104
	70	117
	71	66
194151-61831	72	42
	73	44
	74	43
194151-63240	79	4
	80	6
194151-63250	79	6
	80	8
194155-05210	72	79 -1
		89 -1
		92 -1
	73	81 -1

PARTS No.	Fig.	Ref.No.
194155-05210	73	91 -1
		93 -1
	74	63
		64
		65
	79	19 -1
194155-52190	67	22
	68	29
	69	26
	70	28
	71	28
194155-55810	67	40
194155-55820	67	79
	68	48
	69	84
		97
	70	98
		109
	71	47
		58
194155-61241	72	16
	73	18
	74	16
194155-61251	72	19
	73	21
	74	19
194162-53310	51	29
194162-58830	32	14
194167-61240	72	17
	73	19
	74	17
194170-01110	29	2 -1
	30	2
194170-01320	29	7
	30	9
	31	9
194170-01440-U	29	20
	30	25
	31	22
194170-03410	28	2
194170-03420-Z	28	3
194170-04210-X	32	8
194170-04211-X	32	8 -1
194170-04710-X	32	19
194170-11110-X	33	1
	34	1
	35	1
194170-11130-X	33	3
194170-11200-X	36	1

PARTS No.	Fig.	Ref.No.
194170-11300-X	36	6
194170-11400-X	36	10
194170-12310-X	36	41
194170-15610-X	41	34
	42	34
194170-21100-X	43	1
	44	1
194170-21101	43	1 -1
194170-24100-X	45	1
	46	1
194170-24140	45	6
	46	7
194170-24150-X	47	1
194170-24170	47	8
194170-24180	47	9
194170-24300-X	55	1
194170-24301	55	1 -1
194170-24380	55	35
194170-24390	55	36
194170-24930	55	31
194170-25120	48	3
194170-25160	48	7
194170-25161	48	7 -1
194170-25170	48	8
194170-25180	48	9
194170-25310	48	49
194170-25320	48	50
194170-25400	48	24
194170-25480	48	29
194170-25481	48	29 -1
194170-25700	48	16
194170-25750	48	22
194170-25960	48	47
194170-25970	48	48
194170-25990	50	1
194170-26150	50	2
194170-26500	50	7
194170-26550	50	8
194170-26560	50	10
194170-26570	50	11
194170-26590	50	13
194170-26610	50	14
194170-27100	51	5
194170-27110-X	52	2
194170-27111-X	52	2 -1
194170-27120	51	6
194170-27130-X	51	7
194170-27140	51	8
194170-27150	51	11
194170-27160	52	4

PARTS No.	Fig.	Ref.No.
194170-27170-X	51	12
194170-27180-X	51	13
194170-27190	51	14
194170-27200	51	17
194170-27201	51	17 -1
194170-27210-X	51	15
194170-27220-X	51	16
194170-27260-U	51	19
194170-27261	51	19 -1
194170-27270-X	51	20
194170-27290-X	51	23
194170-27310-X	51	24
194170-27320-X	51	25
194170-27330-U	51	26
194170-27340-X	51	55
194170-27350-X	52	14
194170-27370-X	51	27
194170-27380	51	18 -1
194170-27560	52	24
194170-27660	52	28
194170-27680	52	29
194170-27760	52	31
194170-27800-X	52	32
194170-27900	52	33
194170-27910	52	26
194170-27920	52	34
194170-31300	54	3
194170-32420-X	55	20
194170-32600-X	56	1
	57	2
194170-32610-X	56	2
	57	3
194170-32821-X	56	5
	57	6
194170-32831-X	56	6
	57	7
194170-32850	56	20
	57	8
194170-33160-X	56	31
	57	27
194170-34100-X	58	12
194170-34310-X	56	45
	57	9
194170-34500-P	93	21
194170-34500-Q	92	21
194170-34600-P	93	31
194170-34600-Q	92	31
194170-34700-Q	94	6
	98	6
	99	11

PARTS No. INDEX

PARTS No.	Fig.	Ref.No.	PARTS No.	Fig.	Ref.No.	PARTS No.	Fig.	Ref.No.	PARTS No.	Fig.	Ref.No.
194170-34800-Q	94	16	194170-44510	62	13	194170-47410-X	65	11	194170-55120	69	91
	98	16	194170-45100-X	63	1	194170-47420	64	13		70	104
	99	21	194170-45101-X	63	1 -1		65	12		71	53
194170-34820-Q	94	11	194170-45220	63	4	194170-47430	64	14	194170-55130	67	74
		21	194170-45230	63	5		65	13		68	55
	98	9	194170-45250	63	6	194170-47440	64	15		69	92
		19	194170-45320	63	8		65	14		70	105
	99	14	194170-45321	63	8 -1	194170-47450	64	17		71	54
		24	194170-45330	63	9		65	16	194170-55150	67	76
194170-34880-Q	94	10	194170-45350	63	10	194170-47460	64	18		68	56
		20	194170-45360	63	11		65	17		69	94
	98	7	194170-45370	63	12	194170-47470-X	64	19		70	106
		17	194170-45410	63	31		65	18		71	55
	99	12	194170-45430	63	30	194170-47480-X	64	20	194170-55160	67	77
		22	194170-45440	63	14		65	19		68	57
194170-34900	94	7	194170-45520	63	16	194170-47490-X	64	21		69	95
		17	194170-45530	63	17		65	20		70	107
	98	13	194170-45550	63	19	194170-47510	64	26		71	56
		23	194170-45560	63	20		65	25	194170-55170	67	78
	99	18	194170-45570	63	21	194170-47520	64	27		68	58
		28	194170-45600	61	40		65	26		69	96
194170-34910	94	8	194170-45610	61	36	194170-47530	64	28		70	108
		18	194170-45620	61	38	194170-47540	64	29		71	57
	98	14	194170-45630	61	39		65	27	194170-56100	67	67
		24	194170-45700	61	41	194170-47710-X	66	1		68	44
	99	19	194170-45710	61	42	194170-47720-X	66	2		69	81
		29	194170-45720	61	43	194170-47730-X	66	3		70	94
194170-34920	94	9	194170-45730	61	44	194170-47740-X	66	6		71	43
		19	194170-45740	61	45	194170-47770	66	8	194170-56130	67	69
	98	15	194170-46300	61	49	194170-47780	66	9		68	47
		25	194170-46620	61	50	194170-47800	66	10		69	83
	99	20	194170-46630	61	51	194170-48110-X	60	20		70	97
		30	194170-46650	61	53	194170-48220-X	60	21		71	46
194170-37660-X	59	12	194170-46651	61	53 -1	194170-48240-X	60	23	194170-56170	67	70 -1
194170-41120-X	60	1	194170-46660	61	54	194170-48250	60	24		68	50
194170-42100-X	61	1	194170-46670	61	55	194170-48260-X	60	25		69	85
194170-42130	61	3	194170-47310-X	64	3	194170-48380-X	60	51		70	100
194170-42150	61	6		65	2	194170-48950	45	21		71	49
194170-42200-X	61	7	194170-47320	64	4	194170-51110	67	1	194170-61100-P	73	9
194170-42220	61	10		65	3	194170-51120	67	2	194170-61100-R	72	9
194170-43200-X	61	13	194170-47360-X	64	5	194170-51210	72	91	194170-61210	72	14
194170-43310	62	1	194170-47370-X	64	6		73	6	194170-61210-P	73	16
194170-43410	62	4	194170-47380	64	8		74	6	194170-61210-R	72	14 -1
194170-44110	62	5	194170-47381	64	8 -1	194170-52130	67	24		74	14
194170-44210	62	6		65	7		68	31	194170-61270	72	21
194170-44230	62	7	194170-47390	64	9		69	30		73	23
194170-44250	62	8		65	8		70	30		74	21
194170-44260	62	9	194170-47400-X	64	11		71	30	194170-61480	72	33
194170-44420-X	62	10		65	10	194170-55120	67	73		73	35
194170-44430-X	62	11	194170-47410-X	64	12		68	54		74	33

PARTS No. INDEX

PARTS No.	Fig.	Ref.No.
194170-61500-P	73	65
194170-61500-R	72	63
	74	68
194170-61600	67	72
	68	53
	69	90
	70	103
	71	52
194170-61610	67	80
	68	60
	69	98
	70	110
	71	59
194170-61620-P	73	70
194170-61620-R	72	68
	74	73
194170-61660-X	72	71
	73	73
	74	78
194170-61670-X	72	72
	73	74
	74	79
194170-61680-X	72	73
	73	75
	74	80
194170-61690-X	72	74
	73	76
	74	81
194170-61700-X	72	37
	73	39
	74	38
194170-61980	72	43
	73	45
	74	45
194170-62200	75	8
	76	10
	77	8
194170-62210	75	9
	76	11
	77	9
194170-62510-X	75	31
	76	32
	77	29
	78	2
194170-62530-X	75	32
	76	33
	77	30
194170-62531-X	75	32 -1
	76	33 -1
	77	30 -1

PARTS No.	Fig.	Ref.No.
194170-63110-X	79	1
	80	2
194170-63111-X	80	2 -1
194170-63210-X	79	2
	80	4
194170-65470	85	8
	90	10
	91	10
194170-65510	85	9
	90	11
	91	11
194170-65520	85	10
	90	12
	91	12
194170-65570	85	13
	90	15
	91	15
194170-65580	85	14
	86	14
	87	14
	88	15
	89	18
	90	16
	91	16
194170-65620	85	18
	90	20
	91	20
194170-65650	85	21
	90	23
	91	23
194170-65720	85	25 A
	86	25
	87	25 A
194170-65721	85	25 A-1
	86	25 -1
	87	25 A-1
	88	25 A
	89	29 A
	90	27 A
	91	27 A
194170-65730	85	27
	90	29
	91	29
194170-65890	85	29
	86	30
	87	30
194170-65891	85	29 -1
	86	30 -1
	87	30 -1
	90	31

PARTS No.	Fig.	Ref.No.
194170-65891	91	31
194170-72200-X	81	13
194170-72230-X	81	14
194170-72300-X	81	23
194170-72450-X	81	15
194170-73410-X	81	28
194170-74720-U	81	33
194170-74800-U	81	34 -1
194170-74810	56	40
194170-74820	56	41
194170-74910-X	81	35
194170-75720-X	82	3
	83	3
194171-13300-X	37	20
194171-13710	39	23 -1
194171-13770-X	39	5 -2
194171-13870	39	7 -1
194171-14110-X	40	18 -1
194171-14160	40	21 -1
194171-14170	40	22 -1
194171-14180	40	23 -1
194171-14190	40	24 -1
194171-14640-X	37	30
194171-14800	96	2
		7
		7
	106	3
		8
194171-14810	96	3
		8
	97	3
		8
	106	4
		9
194171-14820	96	4
		9
	97	4
		9
	106	5
		10
194171-16100-X	41	43
194171-16101-X	41	43 -1
	42	42
194171-16102	41	43 -2
	42	42 -1
194171-28110-X	53	3
194171-28150	53	4
194171-28160	53	5
194171-28210	53	6

PARTS No.	Fig.	Ref.No.
194171-28220	53	7
194171-28230	53	8
194171-28240	53	10
194171-28250	53	11
194171-28260	53	37
194171-28330-X	53	14
194171-28331-X	53	14 -1
194171-65720	85	25 B
	86	26
	87	25 B
	87	25 B
194171-65721	85	25 B-1
	86	26 -1
	87	25 B-1
	88	25 B
	89	29 B
	90	27 B
	91	27 B
194172-01150	30	4
194172-01500	30	12
194172-05070	34	18
194172-05100	34	19
194172-05150	34	20
194172-05220	34	21
194172-05310	34	22
194172-11130-X	34	3
	35	3
194172-22410-X	44	26
194172-22420	44	27
194172-22450	44	28
194172-22490	44	34
194172-27420	46	23
194172-47360-X	65	4
194172-47370-X	65	5
194172-51110	68	2
194172-51111	67	1 -1
	68	2 -1
	69	1
194172-51120	68	3
	69	2
	70	2
	71	2
194172-51160	70	6
	71	6
194172-61100-R	74	11
194172-62540-X	78	3
194172-62541-X	78	3 -1
194172-65510	86	9
	87	9
	88	10
	89	12

PARTS No. INDEX

PARTS No.	Fig.	Ref.No.
194172-65520	86	10
	87	10
	88	11
	89	13
194172-65570	86	13
	87	13
	88	14
	89	17
194172-65650	86	20
	87	20
	88	22
	89	25
194172-65730	86	28
	87	27
	88	26
	89	30
194180-12650	36	35 -1
	40	30 -1
194180-47490	64	24
	65	23
194180-47500	64	25
	65	24
194190-11520	66	4
194190-26180	50	3
194190-26860-X	55	37
194190-27280	52	11
194190-31120	38	39
194190-31130	38	40
194190-31490	38	4
		21
194190-31510	38	18
194190-32100	38	20
194190-61560	72	66
	73	68
	74	71
194190-61750	72	38
	73	40
	74	39
194190-61761	72	39
	73	41
	74	40
194190-61780	72	40
	73	42
	74	41
194191-13232	33	15
	34	15
	35	15
194191-13240	33	16
	34	16
	35	16

PARTS No.	Fig.	Ref.No.
194191-13270	37	19
194191-13331-X	37	21
194191-13340	37	22
194191-13350	37	23
194191-13370	37	25
194191-13530	38	8
194191-13540	38	9
194191-13662	38	30
194191-13671	38	10
194191-13681	38	31
194191-28451	53	15
194191-28480	53	16
194191-28540	53	17
194197-01160	29	11
	30	5
	31	5
194197-26910-X	55	19
194197-26911-X	55	19 -1
194200-65601	85	15
	86	15
	87	15
	88	16
	89	19
	90	17
	91	17
194200-65610	85	16
	86	16
	87	16
	88	17
	89	20
	90	18
	91	18
194240-14210-X	36	38
194240-51501	67	19
	68	26
	69	22
	70	25
	71	25
194240-51510	67	19 -1
	68	26 -1
	69	22 -1
	70	25 -1
194240-51820	68	19
	69	24
	70	18
	71	18
194240-52120	68	30 -1
	69	29
	70	29
	71	29

PARTS No.	Fig.	Ref.No.
194240-52210	67	27
	68	34
	69	33
	70	33
194240-52400	68	36
	69	35
	70	35
	71	35
194240-62260-P	76	15
194240-62260-R	77	35
194240-65370	70	91
194240-65432	85	4
	86	4
	87	4
	88	6
	89	8
	90	6
	91	6
194240-65441	85	5
	86	5
	87	5
	88	7
	89	9
	90	7
	91	7
194240-65671	85	23
	90	25
	91	25
194240-98221	86	23
	87	23
	88	28
	89	32
194240-98251	86	27
	87	26
	88	29
	89	33
194240-98281	86	7
	87	7
	88	30
	89	34
194241-14101-X	40	18
194241-34730	92	24
		34
	93	24
		34
194241-34760	92	23
		33
	93	23
		33
194241-34770	92	22

PARTS No.	Fig.	Ref.No.
194241-34770	92	32
	93	22
		32
194242-47711	66	1 -1
194242-51660	68	16
	69	12
	70	15
	71	15
194242-75740	83	4
194250-51660	67	91
	68	17
	69	14
	70	16
	71	16
194250-61480	72	12 -1
	73	14 -1
	74	34
194270-51701-X	68	18
	69	18
	70	17
	71	17
194270-75711	83	2
194270-75750	83	5
194271-51650	67	13 -2
	68	15 -1
	69	15 -1
	70	14 -1
194273-65611	85	17
	86	17
	87	17
	88	18
	89	21
	90	19
	91	19
194274-13570	56	13 -1
		15
	57	1
194274-13580	39	12 -1
	45	5
	46	3
194274-15410	41	17 -1
	42	16 -1
194275-01140-U	29	3
	30	3
	31	3
194275-04251-U	32	9
194275-04280	32	12
194275-04281	32	12 -1
194275-12810-P	93	5
		15

PARTS No. INDEX

PARTS No.	Fig.	Ref.No.
194275-12810-Q	92	5
		15
194275-12820-P	93	6
		16
194275-12820-Q	92	6
		16
194275-12830-P	93	7
		17
194275-12830-Q	92	7
		17
194275-12850	92	2
		12
	93	2
		12
194275-12860	92	3
		13
	93	3
		13
194275-12870	92	4
		14
	93	4
		14
194275-12910	100	2
194275-12910-P	95	5
194275-12910-Q	94	5
194275-26580	50	12
194275-45340	61	37
194275-51141	67	4 -1
194275-51210	72	6
		6 -1
		6 -2
194275-53350	72	8
194275-53401	67	42
194275-53410	67	43
194275-53421	67	44
194275-53431	67	45
194275-53451	67	47
194275-53481	67	49
194275-56900	67	71 -1
	68	51
	69	88
	70	101
	71	50
194275-62110-R	75	2
	77	2
194275-62111-R	75	2 -1
194275-62120-R	75	3
	77	3
194275-62121-R	75	3 -1
194275-62310	75	16

PARTS No.	Fig.	Ref.No.
194275-62310	75	16 -1
194275-62320	75	17
194275-63120	80	3
194275-65660	85	22
	90	24
	91	24
194275-73180	56	24
	57	13
194275-75210-X	82	1
194275-75430	82	2
194278-12650	36	35 -2
	40	30 -2
194278-41150-X	60	3
194278-41151-X	60	3 -1
194278-41160	60	4
194278-41190	60	10
194278-41210	60	11
194278-41230	60	14
194278-41250	60	14 -1
194279-14700-Q	99	2
		7
194280-34170	58	13
194281-63240	79	5
	80	7
194286-74800-U	81	34
194292-51191	68	10
	69	110
194300-24511	45	44
	46	44
194300-24571-X	45	51
	46	51
194300-27140	51	9
194300-27240	51	18
194300-33200	56	32
	57	28
194310-21210	43	3
	44	3
194310-22280	44	5
194310-24240	45	15
	46	16
194310-24270-X	45	17
	46	19
194310-24420	47	17
194310-24430	47	18
194310-24440	47	19
194310-24450	47	20
194310-24460	47	21
194310-24470	47	22
194310-24520	45	45
	46	45

PARTS No.	Fig.	Ref.No.
194310-24660	45	58
	46	58
194310-24770	47	37
194310-24900	47	51
194310-24910	47	52
194310-24911	47	52 -1
194310-24960	47	67
194310-24970	47	53
194310-24980	47	54
194310-25050	48	2
194310-25060	47	23
194310-25100	47	31
194310-25530	48	32
194310-25540	49	2
194310-25550	49	3
194310-25560	49	4
194310-25570	49	5
194310-25590	49	6
194310-25600	49	7
194310-25610	49	8
194310-25620	49	9
194310-25630	49	10
194310-25660	48	34
194310-25690	48	35
194310-25830	48	44
194310-25840	48	45
194310-25850	48	46
194310-26610	48	37
194310-26620	48	38
	50	15
194310-27140	51	10
194310-27180	52	6
		23
194310-27240	52	9 -1
194310-31500	54	9
194310-31510	54	10
194310-31550	54	11
194310-31800	54	12
194310-31830	54	13
194310-31850	54	14
194310-32100	54	15
194310-32150	54	6
		17
194310-32170	54	18
194310-32210	54	19
194310-37570	48	17
194310-37741	59	16
194310-44790	64	32
194310-47790	65	30
194310-65720	85	26

PARTS No.	Fig.	Ref.No.
194310-65720	90	28
	91	28
194311-11510-X	33	13
	34	13
	35	13
194311-11520	33	14
	34	14
	35	14
194311-12110-X	37	1
194311-12210-X	37	2
194311-13101	38	1
194311-13130	38	5
194311-13140	38	6
194311-13150	38	7
194311-13360	37	24
194311-13430	39	24
194311-13450-X	38	27
194311-13460	38	28
194311-13470	38	29
194311-13520	38	35
194311-13530	38	36
194311-13540	38	37
194311-13550	38	38
194311-13720	39	2
194311-13751-X	39	3
194311-13760	39	4
194311-13771-X	39	5
194311-13772-X	39	5 -1
194311-13850	40	1
194311-13860	40	2
194311-13870	40	3
194311-13880	40	4
194311-13890	40	5
194311-13910	40	6
194311-13920	40	7
194311-13930	40	8
194311-13940	40	9
194311-13950	40	10
194311-13960	40	11
194311-14121	40	19 -1
194311-14122	40	19 -2
194311-14130	40	20
194311-14161	40	21
194311-14172	40	22
194311-14180	40	23
194311-14190	40	24
194311-14700-P	97	5
		10
194311-14700-Q	96	5
		10

PARTS No. INDEX

PARTS No.	Fig.	Ref.No.
194311-14700-Q	106	6 -1 11 -1
194311-28230	53	9
194311-28311	53	12
194311-28320	53	13
194312-11520	36	4
	39	26
194312-12110-X	36	37
194312-22110	43	15
	44	15
194312-22410-X	43	26
194312-22441	43	27
	44	30
194312-22470	43	29
	44	32
194312-22491-X	43	31
194312-22510	43	41
	44	43
194312-22520-X	43	42
	44	44
194312-22540	43	44
	44	46
194312-24041	47	14
194312-24070	47	42
194312-24071	47	42 -1
194312-24090	47	43
194312-24120	45	13
	46	13
194312-24130	45	7
	46	6
194312-24230	45	14
194312-24231	45	14 -1
	46	14
194312-24240	45	16
	46	17
194312-24280	45	18
	46	20
194312-24350-X	55	32
194312-24360	55	33
194312-24371	55	34
194312-24410	47	16
194312-24810	47	44
194312-24830	47	47
194312-24840	47	48
194312-24850	47	49
194312-24860	47	50
194312-24861	47	50 -1
194312-24950	47	66
194312-25130	48	4
194312-25131	48	4 -1

PARTS No.	Fig.	Ref.No.
194312-25140	48	5
194312-25141	48	5 -1
194312-25150	48	6
194312-25151	48	6 -1
194312-25220	48	10 -1
194312-25240	48	11 -1
194312-25260	48	12 -1
194312-25270	48	13 -1
194312-25290	48	14 -1
194312-25370	48	51
194312-25390	54	1
194312-25420	48	27
194312-25421	48	27 -1
194312-25470	48	28
194312-25490	48	30
194312-25491	48	30 -1
194312-25500	48	31
194312-25501	48	31 -1
194312-25810	54	2
194312-25900-X	55	18
194312-27120	52	3
194312-27121	52	3 -1
194312-27170	52	5
194312-27310	52	12
194312-27320	52	13
194312-27420	45	23
194312-27430	45	24
	46	24
194312-27440	45	25
	46	25
194312-27750	52	30
194312-32300-X	54	24
194312-32310-X	54	25
	54	26
194312-32340	54	27
194312-32350	54	28
194312-32620	56	3
	57	4
194312-32660	56	4
	57	5
194312-32670	58	11
194312-33100	56	28
	57	24
194312-33140	56	29
	57	25
194312-33400	58	1
194312-33410	58	2
194312-33440	58	5
194312-33500	58	10
194312-34310-X	56	7

PARTS No.	Fig.	Ref.No.
194312-34320-X	56	8
194312-34340	56	9
	57	10
194312-36301	59	24
194312-36320	59	35
		38
194312-36350-X	59	25
194312-36360-X	59	40
194312-36401	59	39
194312-36510	59	26
		41
194312-36511	59	26 -1
		41 -1
194312-36570	59	28
		43
194312-36710-X	59	29
194312-36720-X	59	44
194312-36730	59	30
		45
194312-36750	59	31
		46
194312-37420-X	59	3
194312-37470-X	59	7
194312-37510	59	8
194312-37550-X	59	9
194312-46750	45	26 -1
	46	26
194312-51210	67	8
	68	11
	69	9
	70	10
	71	10
194312-51220	67	9
	68	12
194313-12310-X	37	4
194313-13510	38	34
194313-13511	38	34 -1
194313-13600-X	39	25
194313-13620-X	39	28
194313-13630	39	29
194313-13640	39	30
194313-13710-X	39	1
194313-13790	39	7
194313-13810-X	39	8
194313-13820-X	39	9
194320-22530	43	43
	44	45
194320-47760	66	7
194320-47860	66	13
194321-14820	99	4

PARTS No.	Fig.	Ref.No.
194321-14820	99	9
194321-14850	99	3
		8
194321-14860	99	5
		10
194322-01350	29	8
	30	10
	31	10
194322-04400	29	10
	30	14
	31	12
194322-11120-X	33	2
	34	2
	35	2
194322-24980	55	17
194322-26550	50	9
194322-34180	58	14
194322-47910-X	66	14
194322-47920	66	15
194322-47930-U	66	16
194322-47940-U	66	17
194322-51130	67	3
194322-51140	67	4
194322-52110	67	21
	68	28
	69	25
	70	27
	71	27
194322-61160	72	11
	73	13
194322-61181	72	12
	73	14
194322-61190	74	13
194322-61190-P	73	15
194322-61190-R	72	13 -1
194322-61190-X	72	13
194322-61260	72	20
	73	22
	74	20
194322-61310	72	23
194322-61330-U	72	25
	73	27
	74	24
194322-61340	72	26
	73	28
	74	25
194322-61350	72	27
	74	26
194322-61350-P	73	29
194322-61350-R	72	27 -1

PARTS No. INDEX

PARTS No.	Fig.	Ref.No.
194322-61360	72	11 -1
		28
	73	13 -1
		30
	74	27
		28
194322-61380	72	30
	73	32
	74	30
194322-61390	72	31
	73	33
	74	31
194322-61430	72	32
	73	34
	74	32
194322-63250	79	7
	80	9
194322-63280	79	8
	80	10
194322-65561	85	12 A
	90	14 A
	91	14 A
194322-65861	85	28
	90	30
	91	30
194322-82110-R	101	2
194322-83250-X	84	13
194323-65561	85	12 B
	90	14 B
	91	14 B
194324-01120	31	2
194324-01150	31	4
194324-24230	46	15
194324-51131	68	4
	69	3
	70	3
	71	3
194324-51141	68	5
	69	4
	70	4
	71	4
194324-51151	68	6
	69	5
	70	5
	71	5
194324-52210	71	33
194324-53350	73	8
	74	8
194324-53360-U	73	12
	74	9

PARTS No.	Fig.	Ref.No.
194324-53370	73	11
	74	10
194324-61280-P	73	24
194324-61280-R	72	22 -1
	74	22
194324-62110-R	76	4
	77	2 -1
194324-62120-R	76	5
	77	3 -1
194324-62250-R	77	10
194324-62251-P	76	13
194324-62251-R	77	10 -1
194324-62260-R	77	11
194324-62261-P	76	16
194324-62261-R	77	11 -1
194324-62310	72	75 -1
	73	77 -1
	74	82
194324-65560	86	12 A
	87	12 A
	88	13 A
	89	16 A
194324-65860	86	29
	87	28
	88	27
	89	31
194325-65560	86	12 B
	87	12 B
	88	13 B
	89	16 B
194330-62530	75	33
	76	34
	78	4
194340-57100	68	63
	69	100
	70	113
	71	62
194340-57110	68	64
	69	101
	70	114
	71	63
194361-21400	43	11
	44	11
194362-13780	39	6
194362-14610-X	37	29
194362-14650	37	31
194370-44520	62	14
194370-61280-R	72	22
194370-61371	74	29
194370-61371-P	73	31

PARTS No.	Fig.	Ref.No.
194370-61371-Q	72	29
194370-65451	85	6
	86	6
	87	6
	88	8
	89	10
	90	8
	91	8
194370-65461	85	7
	90	9
	91	9
194371-64750	85	1
	86	1
	87	1
194371-64751	85	1 -1
	86	1 -1
	87	1 -1
	88	2
	89	2
	90	2
	91	2
194420-22240	43	21
	44	21
194420-22330-X	43	23
	44	23
194420-31820	38	19
194420-33150	56	30
	57	26
194420-37670	59	13
194420-37770	59	17
194420-47370	64	7
	65	6
194420-51420	67	11
	68	14
	69	13
	70	13
	71	13
194420-52120	67	23
	68	30
194420-61580	72	67
	73	69
	74	72
194420-61640	72	35 -1
		69
		87
	73	37
		71
		89
	74	36
		74

PARTS No.	Fig.	Ref.No.
194420-61640	74	75
194420-63190	43	33
	44	36
194422-27230	52	8
194430-62530	77	31
194432-12900	100	1
194432-12900-P	95	1
194432-12900-Q	94	1
194432-34700	100	6
194432-34700-P	95	6 -1
	97	11
194432-34700-Q	96	11
194432-34800	100	16
194432-34800-P	95	16 -1
	97	21
194432-34800-Q	96	21
194432-34900	95	7 -1
		17 -1
	96	12
		22
	97	12
		22
	100	13
		23
194432-34910	95	8 -1
		18 -1
	96	13
		23
	97	13
		23
	100	14
		24
194432-34920	95	9 -1
		19 -1
	96	14
		24
	97	14
		24
	100	15
		25
194436-51160	68	7
	69	6
	70	7
	71	7
194436-53100	68	72
	69	42
	70	42
194436-53110	68	76
	69	46
	70	43

PARTS No. INDEX

PARTS No.	Fig.	Ref.No.
194436-53120	68	73
	69	43
	70	44
194436-53130	68	75
	69	45
	70	45
194436-53140	68	77
	69	47
	70	46
194436-53150	68	78
	69	48
	70	47
194436-53600	68	79
	69	49
	70	49
194436-53610	68	83
		93
	69	53
		63
	70	50
		60
194436-53620	68	84
		94
	69	54
		64
	70	51
		61
194436-53630	68	82
	69	52
	70	52
194436-53640	68	81
		91
	69	51
		61
	70	53
		62
194436-53650	68	80
		90
		109
	69	50
		60
		79
	70	54
		63
		70
194436-53660	68	86
		96
	69	56
		66
	70	55

PARTS No.	Fig.	Ref.No.
194436-53660	70	64
194436-53670	68	87
		97
	69	57
		67
	70	56
		65
194436-53700	68	89
	69	59
	70	59
194436-53710	68	92
	69	62
	70	66
194436-53800	68	99
	69	69
	70	69
194436-53810	68	102
	69	72
	70	71
194436-53820	68	105
	69	75
	70	72
194436-64200	76	37
	77	18
194436-64510	79	15
194440-01150	29	26
194440-29580	51	28
194440-48830	60	27
194440-48840	60	28
194440-51630	67	13 -1
	68	15
	69	15
	70	14
	71	14
194440-52190	67	25
	68	32
	69	31
	70	31
	71	31
194440-52191	67	25 -1
	68	32 -1
	69	31 -1
	70	31 -1
194440-52400	67	29 -1
194446-24500-X	45	43
	46	43
194446-24540	45	46
	46	46
194446-24550	45	47
	46	47

PARTS No.	Fig.	Ref.No.
194446-24560	45	48
194446-24561	45	48 -1
	46	48
194446-24580	45	52
	46	52
194446-24610	45	53
	46	53
194446-24620	45	54
	46	54
194446-24630	45	55
	46	55
194446-25620	48	15
194446-51160	67	6
	68	8
	69	7
	70	8
	71	8
194446-61940	72	23 -1
	73	25
	74	44
194446-61981	72	44
	73	46
	74	46
194446-62310	72	75
	73	77
194446-65351	85	2
194446-65352	85	2 -1
	90	3
	91	3
194446-65361	85	3
	90	5
	91	5
194446-65630	85	20
	90	22
	91	22
194446-65681	85	24
	90	26
	91	26
194446-71500-X	81	4
194446-71600-X	81	6
194446-71700-X	81	5
194446-83110-X	84	2
194446-83120	84	3
194446-83130	84	4
194446-83140	84	5
194446-83150	84	6
194446-83160	84	7
194446-83170	84	8
194446-83180	84	9
194446-83210-X	84	10

PARTS No.	Fig.	Ref.No.
194446-83220-X	84	11
194446-83240	84	12
194446-83260	84	14
194446-83310	84	15
194447-65621	85	19
	86	21
	87	21
	88	19
	89	22
	90	21
	91	21
194448-58810	68	20
194448-58811	68	20 -1
	69	28
	70	19
	71	19
	75	36
194448-61620	79	1 -1
194448-63110	79	18
194448-63120-X	79	18
194448-65350	86	2
	87	2
	88	3
	89	5
194448-65360	86	3
	87	3
	88	5
	89	7
194448-65620	86	18
	87	18
	88	20
	89	23
194448-65630	86	19
	87	19
	88	21
	89	24
194448-65660	86	22
	87	22
	88	23
	89	26
194448-65680	86	24
	87	24
	88	24
	89	27
194450-12551	41	45
	42	43
194450-12560	41	46
	42	44
194450-16170	41	47
	42	45
194450-21150	43	6

PARTS No. INDEX

PARTS No.	Fig.	Ref.No.
194450-21151	43	6 -1
	44	6
194450-24250	46	18
194450-47390	64	10
	65	9
194454-25770	48	36
194464-01190	29	4
	30	6
	31	6
	51	1
194464-11340	36	8
		11
194464-15450	41	23
	42	22
194464-45920	45	26
	61	16
		17
194464-45930	45	22
	61	18
		19
194464-47440	64	16
	65	15
194464-48220	60	22
194464-48300-X	60	39
194464-48310-M	60	50
194464-48322	60	40
194464-48331	60	41
194464-48341	60	42
194464-48351	60	43
194464-48361	60	44
194464-48370	60	45
194464-48390	60	46
194464-52190	67	26
	68	33
	69	32
	70	32
	71	32
194464-57250	67	88
	68	68
	69	107
	70	118
	71	67
194464-61480	72	62
	73	64
	74	67
194465-11930	75	30
	76	31
	77	28
	78	1
194465-14220	45	4

PARTS No.	Fig.	Ref.No.
194465-14220	46	4
194491-14190	40	28 -1
194500-65470	86	8
	87	8
	88	9
	89	11
194550-27030	45	69
	46	22
194550-47810	64	28 -2
	65	31
194550-51220	67	9 -1
	68	12 -1
	69	10
	70	11
	71	11
194555-34190	92	30 -1
		40 -1
	93	30 -1
		40 -1
	95	15 -1
		25 -1
	96	20 -1
		30 -1
	97	20 -1
		30 -1
	98	12 -1
		22 -1
	99	17 -1
		27 -1
	100	12 -1
		22 -1
	104	17 -1
		27 -1
	106	22 -1
		32 -1
194555-34210	92	29 -1
		39 -1
	93	29 -1
		39 -1
	95	14 -1
		24 -1
	96	19 -1
		29 -1
	97	19 -1
		29 -1
	98	10 -1
		20 -1
	99	15 -1
		25 -1
	100	9 -1

PARTS No.	Fig.	Ref.No.
194555-34210	100	19 -1
	104	16 -1
		26 -1
	106	21 -1
		31 -1
194555-34850	92	28 -1
		38 -1
	93	28 -1
		38 -1
	95	13 -1
		23 -1
	96	18 -1
		28 -1
	97	18 -1
		28 -1
	98	11 -1
		21 -1
	99	16 -1
		26 -1
	100	10 -1
		20 -1
	104	15 -1
		25 -1
	106	20 -1
		30 -1
194555-77910	45	32 -1
194640-13340	37	25 -1
194730-57120-X	36	48 -1
	37	7 -1
194730-57130-X	36	54 -1
	37	13 -1
194730-57220	36	50
		56
	37	9
		15
	41	49
	42	48
194730-57241	36	51
		57
	37	10
		16
	41	50
	42	49
194730-57411	36	52
		58
194740-00160	29	1
	30	1
	31	1
194740-06080	45	3
	46	2

PARTS No.	Fig.	Ref.No.
194740-10850	38	15
194740-10870	38	16
194740-10880	38	17
194740-76200	75	20
194750-15310	41	13
	42	13
194800-65350	85	41
	86	42
	87	41
	88	4
	89	6
	90	4
	91	4
194990-20170	51	2
194990-22030	67	66
		68
	68	43
		45
	69	80
		82
	70	93
		95
	71	42
		44
	75	21
	76	38
	77	19
194990-22040	51	3
	67	81
	68	62
	69	99
	70	112
	71	61
	72	2
	73	2
	74	2
194990-22050	2	6 -1
	7	26
	32	21
	51	4
	67	35
		90 -1
	68	1
	69	109
	70	1
		80
	71	1
194990-22120	85	30
	86	31
	87	29

PARTS No. INDEX

PARTS No.	Fig.	Ref.No.	PARTS No.	Fig.	Ref.No.	PARTS No.	Fig.	Ref.No.	PARTS No.	Fig.	Ref.No.
194990-22120	88	1	1A1030-12200	36	26	729350-01560-Z	1	1	794170-01400-X	78	7
	89	1	1A1040-26320	52	1	729350-02610	3	8	794170-03410	28	1
	90	1	1A1040-28820	53	18	729350-02620	3	12	794170-25540	48	33
	91	1	1A1104-53200	66	18	729350-02800	3	10		49	1
194990-22130	72	3	1C6053-26020	51	56	729350-02810	3	14	794170-71100-X	81	1
	73	3		76	3	729350-11520-Z	6	1	794170-72100-X	81	11
	74	3		77	34	729350-11650	5	34	794170-72200-X	81	21
	79	20	1C6080-62670	45	27	729350-11660	5	39	794170-73100-X	81	26
	80	1		46	27	729350-21700	10	1	794170-74600-X	81	30
194990-22140	5	24	1C6140-13880	48	1	729350-22500	11	3	794171-14100-X	39	40
	28	5	1C6140-15870	53	1		26	3	794171-14700-P	97	1
	67	90	1E6140-56230	52	15	729350-23100	11	9	794171-14700-Q	96	1
	72	4	1E6190-54080	53	19	729350-32100	12	1 -1		106	2
	61		1E6190-55660	47	38	729354-11700-Z	5	1	794171-14800-P	97	6
	73	4	1E6190-55710	47	39	729354-11701-Z	5	1 -1	794171-14800-Q	96	6
	63		1E6191-54330	48	26	729354-13500	8	9		106	7
	74	4		61	48	729354-92500	26	1 A	794275-14700-P	93	1
	66		3-10045	107	8	729354-92600	27	1 A	794275-14700-Q	92	1
	75	1	3-10046	107	13	729354-92620	27	1 B	794275-14800-P	93	11
	76	1	3-10066	107	10	729354-92730	26	1 B	794275-14800-Q	92	11
	77	1	3-10067	107	17	794081-12950	94	2	794275-41200	60	6
194990-22160	75	23 -1	3-10079	107	16		95	2	794275-53401	67	41
	76	2	3-10087	107	15		100	3	794322-82110	101	1
	77	21 -1	3-10130	107	12	794081-54101	67	54	794322-82111	101	1 -1
194990-22830	36	46	3-10152	107	9		70	81	794322-83100-X	84	1
	37	5	3-10287	107	7	794130-34880	100	7	794416-14700-Q	99	1
194990-22840	36	47	3-11739	107	11			17	794416-14800-Q	99	6
	37	6	3-12226	107	18	794130-34880-P	93	25	794730-57122-X	36	48
194990-42710	43	20	3-12227	107	19			35		37	7
	44	20	3-12247	107	14			95	794730-57132-X	36	54
194990-57740	36	27	4-11040	107	1			20		37	13
195080-15060	81	10	4-11790	107	6			97	94210M-21932	25	9
198220-01261	29	5 -1	43400-500390	20	18			25	94210M-42875	25	2
	30	7 -1		27	38	794130-34880-Q	92	25	94210M-86372	25	10
	31	7 -1	43400-500450	1	22			35	X21142215	24	13
198220-48750	60	26 -1		21	37			96	X21145866	24	34
198351-14700	96	5 -1		27	3	794130-71410	81	3	X21201110	24	7
		10 -1			40			25	X21201115	24	3
	106	6 -2	704571-53100	18	1			12	X21201313	24	19
		11 -2	711100-51540	17	17			22	X21201605	24	29
198351-14700-P	97	5 -1	721250-55540	19	2			27	X21202601	24	24
		10 -1	721454-01611-Z	2	1 A			83	X21202602	24	25
198351-14750-P	97	1 -1	721454-01612-Z	2	1 A-1	794145-12900-Q	98	1	X212037002	24	28
198351-14750-Q	96	1 -1	721550-02500	3	1	794150-21700	43	12	X21204259	24	12
	106	2 -1	721550-51700	17	1			44	X21204302	24	16
198351-14850-P	97	6 -1	724060-23600	11	13	794150-22150	43	16	X21204401	24	21
198351-14850-Q	96	6 -1	724064-23610	11	14			44	X212045001	24	22
	106	7 -1	724550-51520	17	15	794170-01400-X	75	37	X21204810	24	33
198421-45440	63	6 -1	729335-01612	2	1 B			76	X21205310	24	17
1A1020-58150	52	16	729350-01540-Z	1	19			77	X21205400	24	20

PARTS No. INDEX

PARTS No.	Fig.	Ref.No.
X21205650	24	23
X21207100	24	2
X21207312	24	18
X21209311	24	14
X22501300	24	15
X6201SD	25	25
X6202SD	25	43
XB444001A	25	24
XL1151402	25	40
XL1151403	25	41
XL1151552	25	44
XL1251801	25	45
XL1251802	25	46
XL1255310A	25	32
XL1255400	25	39
XL1256338	25	34
XL1258320	25	33
XL1307404Y	25	42
XL135N1300	25	27
XL135N1301	25	28
XL135N1302	25	30
XL135N1303	25	31
XL135N2200	25	26
XL14010001	25	35
XLT135N1100	25	22
XM069000000	25	18
XM329830000	25	7
XM428020000	25	21
XM429270000	25	4
XM429290000	25	6
XM514160000	25	11
XM514170000	25	12
XM514180000	25	13
XM622270000	25	3
XM860250000	25	8
XM861240000	25	5
		16
XM967170000	25	17
YTI170-00100	105	1
YTI170-00110	105	5
YTI170-12800	105	2
YTI170-12810	105	3
YTI170-12850	105	4
YTI170-34500	105	6
YTI170-34700	104	8
YTI170-34800	104	18
YTI170-34810	105	8
YTI170-34820	105	7
YTI170-34850	104	12
		22

PARTS No.	Fig.	Ref.No.
YTI170-34850	106	17
		27
YTI170-34860	104	13
		23
	106	18
		28
YTI170-34950	104	7
YTI170-34970	104	9
		19
YTI170-34980	104	10
		20
YTI170-34990	104	11
		21
YTI432-00100	104	1
YTI432-12900	104	2
YTI432-12910	104	6
YTI432-12950	104	3
YTI432-12960	104	4
YTI432-12970	104	5
YTI432-34700	106	13
YTI432-34800	106	23
YTI432-34950	106	12
YTI432-34970	106	14
		24
YTI432-34980	106	15
		25
YTI432-34990	106	16
		26
YTI446-59100	103	1
YTI446-59110	103	2
YTI446-59120	103	3
YTI446-59140	103	4
YTI446-59150	103	5
YTI446-59160	103	6

PARTS No.	Fig.	Ref.No.
-----------	------	---------

PARTS No.	Fig.	Ref.No.
-----------	------	---------

SOUTHERN FARM EQUIPMENT

WWW.SOUTHERNFARMEQUIPMENTIMPORTS.COM

1-251-957-2857