



# PARTS CATALOG

SOUTHERN FARM EQUIPMENT

[WWW.SOUTHERNFARMEQUIPMENTIMPORTS.COM](http://WWW.SOUTHERNFARMEQUIPMENTIMPORTS.COM)

1-251-957-2857

Published

2009/6 (Jun.)

0CT10-G22301

## PREFACE

This parts catalog carries all parts incorporated in YANMAR Model YM226/YM226D tractors manufactured since April, 1981.

Each illustration corresponds to the parts list on the following page.

When ordering parts, clearly write down the tractor model, as well as the name and number of each part in your order sheet. This will help insure reliable delivery of the parts you have ordered.

[WWW.SOUTHERNFARMEQUIPMENTIMPORTS.COM](http://WWW.SOUTHERNFARMEQUIPMENTIMPORTS.COM)

1-251-957-2857

## COLOURING

Some parts are painted in colors according to the models, specifications, and their destinations. In this parts catalog, colouring is classified into ten variations and shown in abbreviated codes as below.

Colour code	Color
K	Metallic calm green
M	Silver
P	Green
Q	Cream
R	Red
W	Frosted black
X	Black
Y	Yellow
U	Plating

The colour of a part is denoted by the colour code suffixed to an ordinary part number :

Example : Fender (L)

194195-62110-R

↓  
Red

When ordering painted parts, please designate part colours in your order sheet by suffixing one of these color codes to the part number you want to order.

Classification of specification code

A: America, Canada, South Africa, Australia & New Zealand

E: Europe (Bergium & Holland)

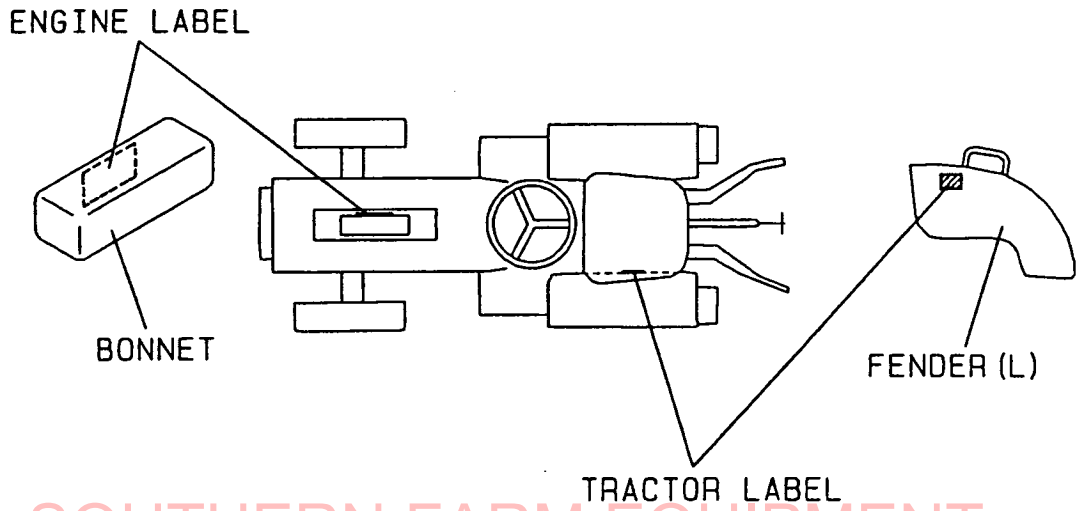
F: France, Bergium & Holland

Scan: Scandinavia (Norway & Denmark)

U: England, Switzerland, Denmark & Norway

Stan: Standard (Other country)

LOCATION OF ENGINE LABEL & TRACTOR LABEL

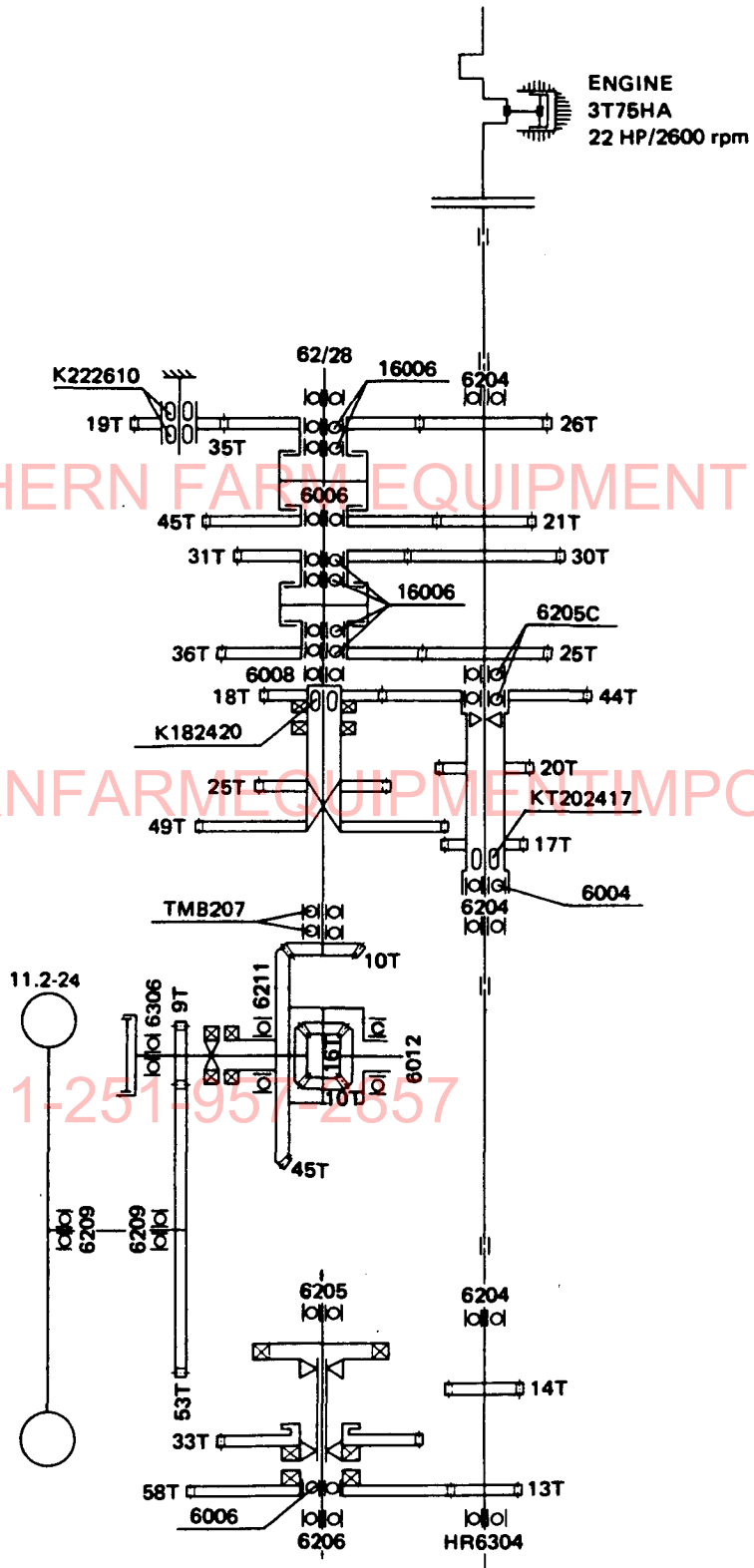


SOUTHERN FARM EQUIPMENT

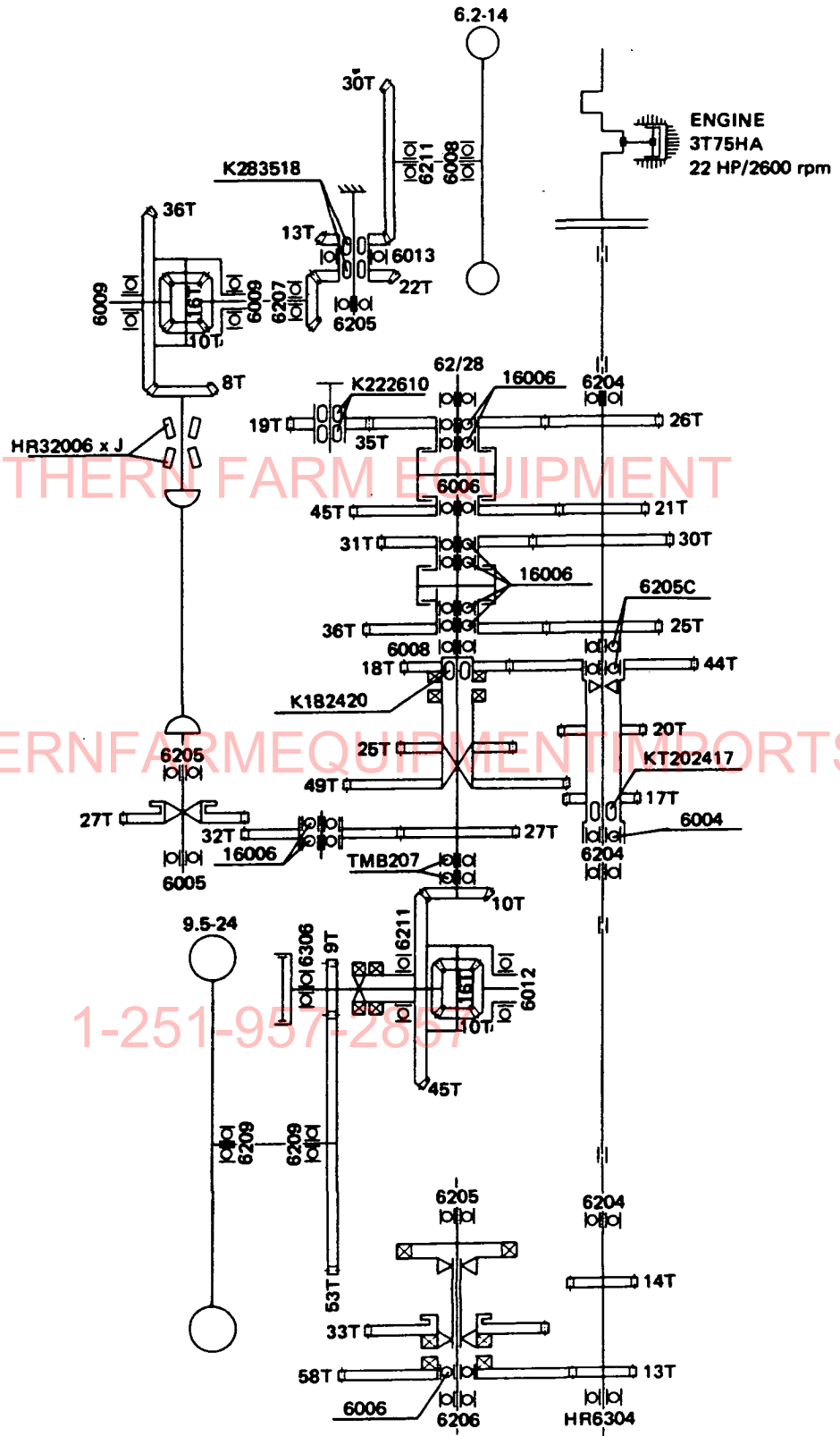
[WWW.SOUTHERNFARMEQUIPMENTIMPORTS.COM](http://WWW.SOUTHERNFARMEQUIPMENTIMPORTS.COM)

1-251-957-2857

POWER TRANSMISSION STRUCTURAL DRAWING (1) FOR MODEL YM226



POWER TRANSMISSION STRUCTURAL DRAWING (2) FOR MODEL YM226D



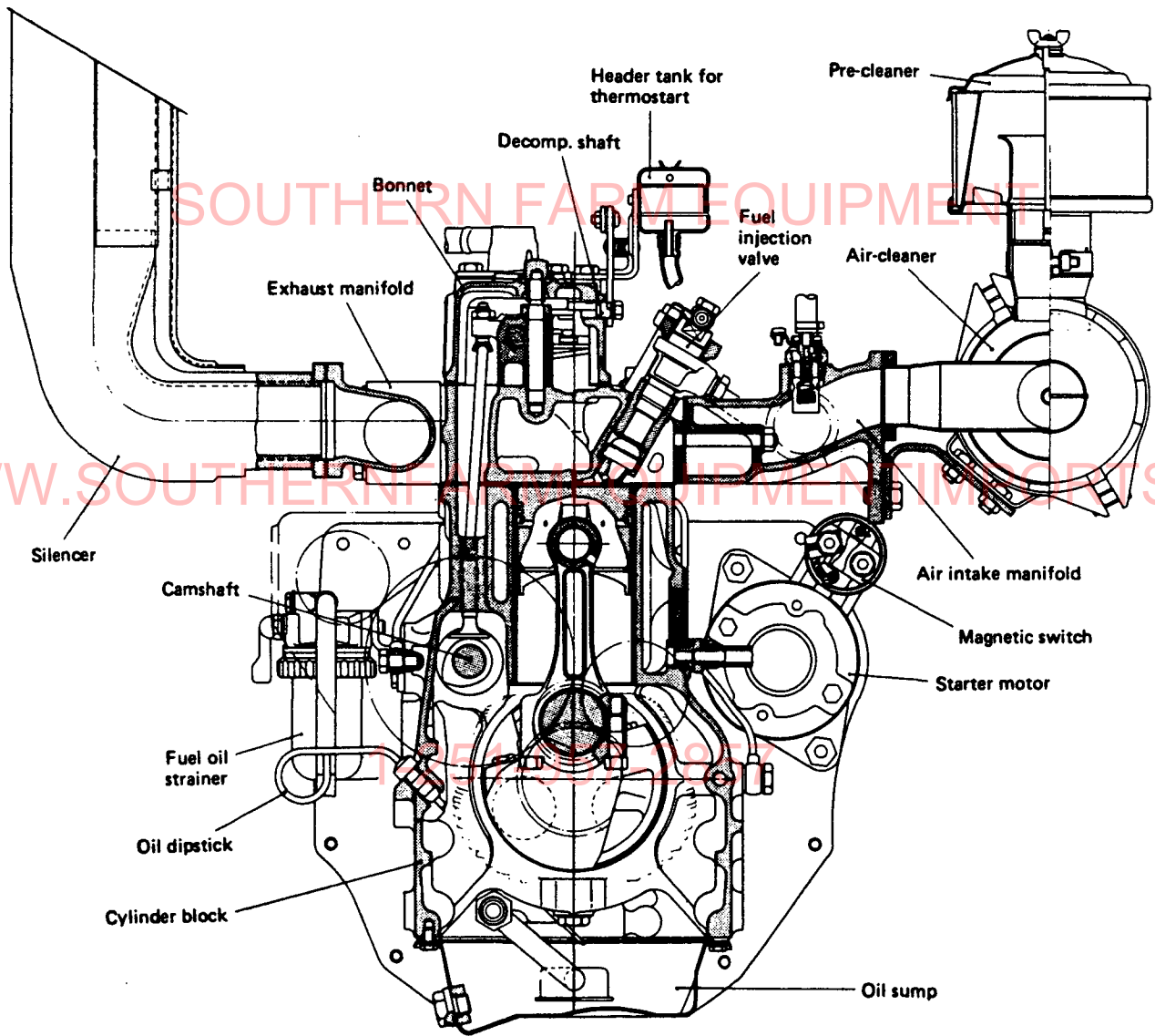
SOUTHERN FARM EQUIPMENT

WWW.SOUTHERNFARMEQUIPMENTIMPORTS.COM

1-251-957-2557

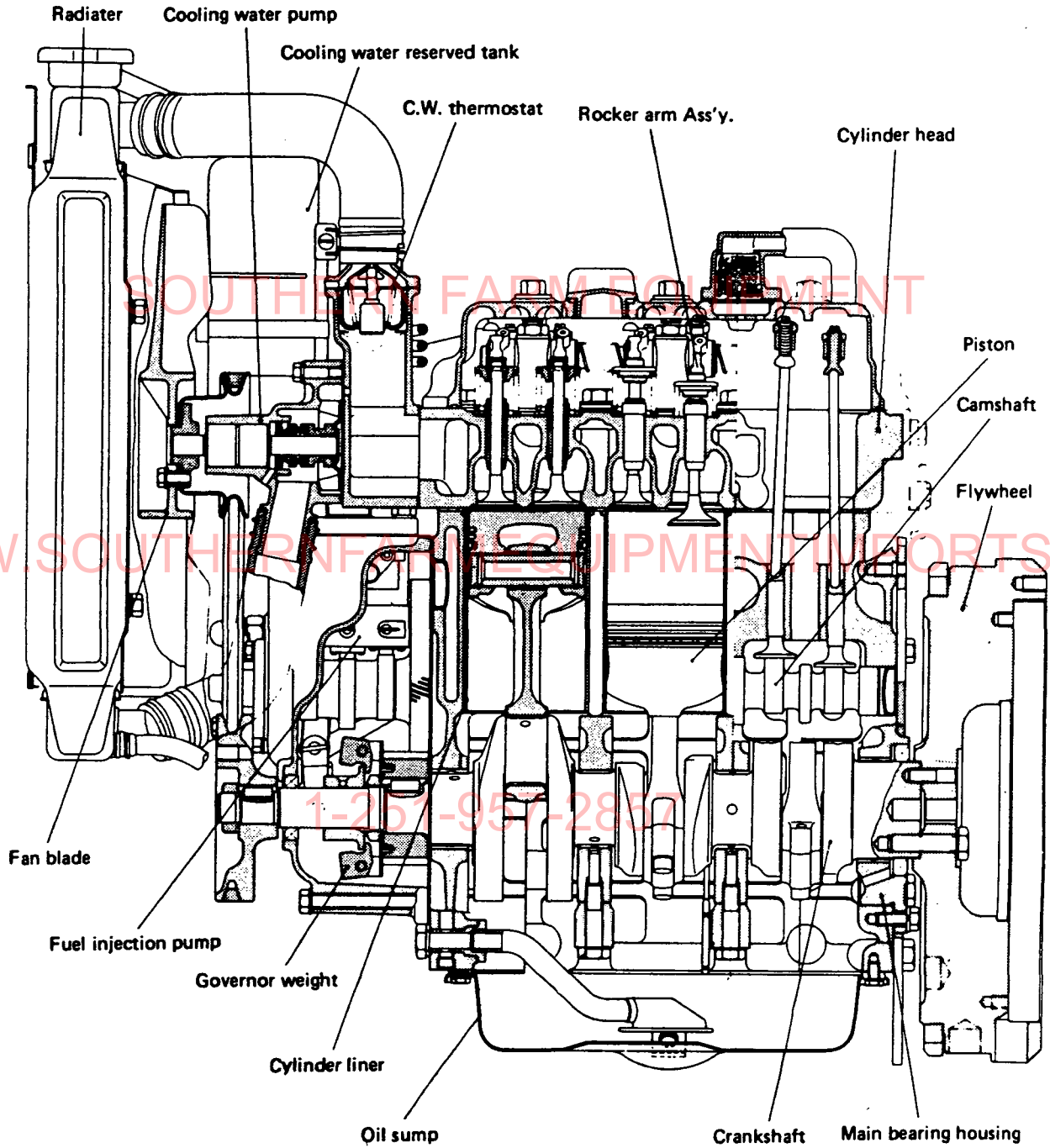
# ENGINE SECTIONAL VIEW (1)

## (1) Horizontal Section



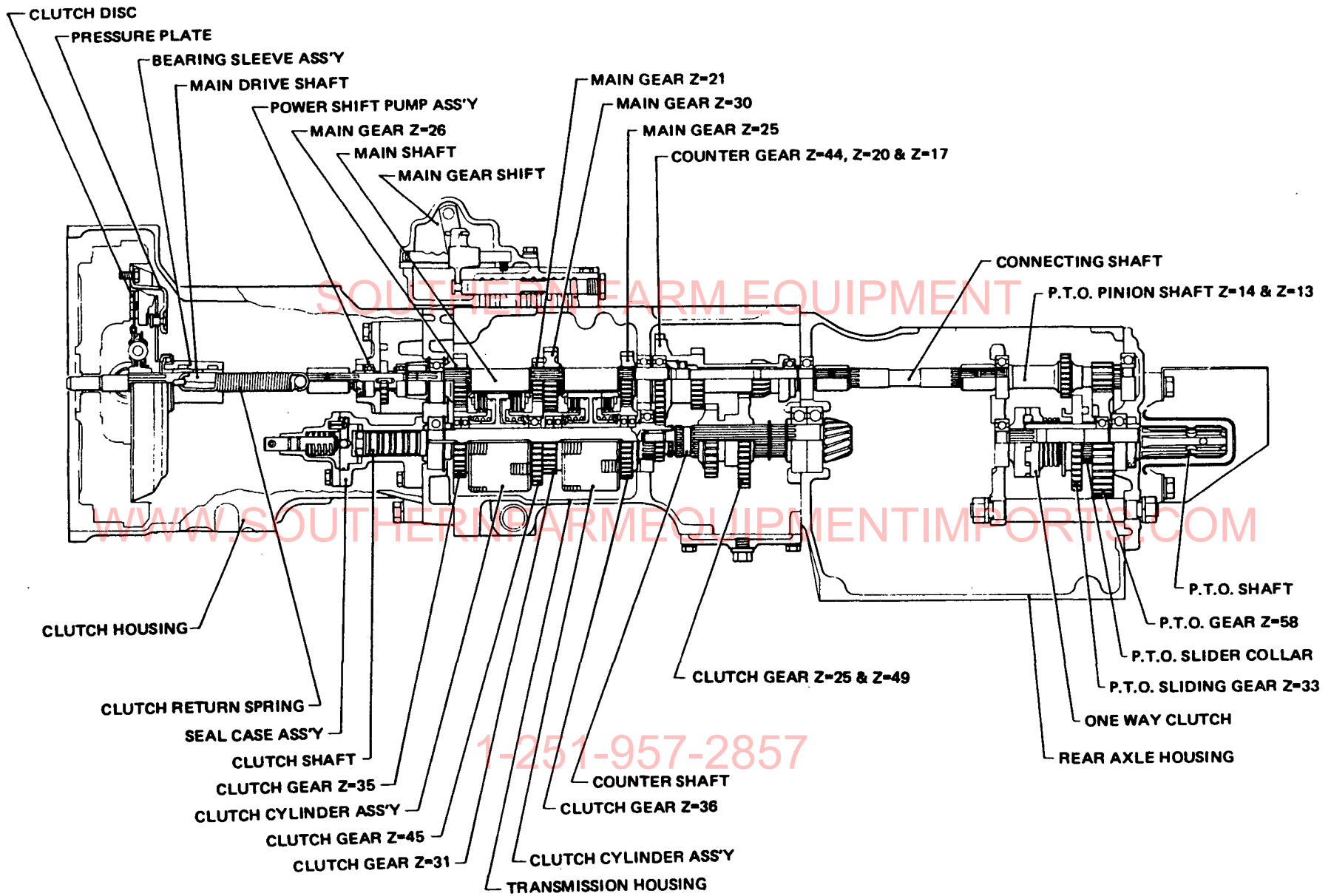
## ENGINE SECTIONAL VIEW (2)

### (2) Vertical Section

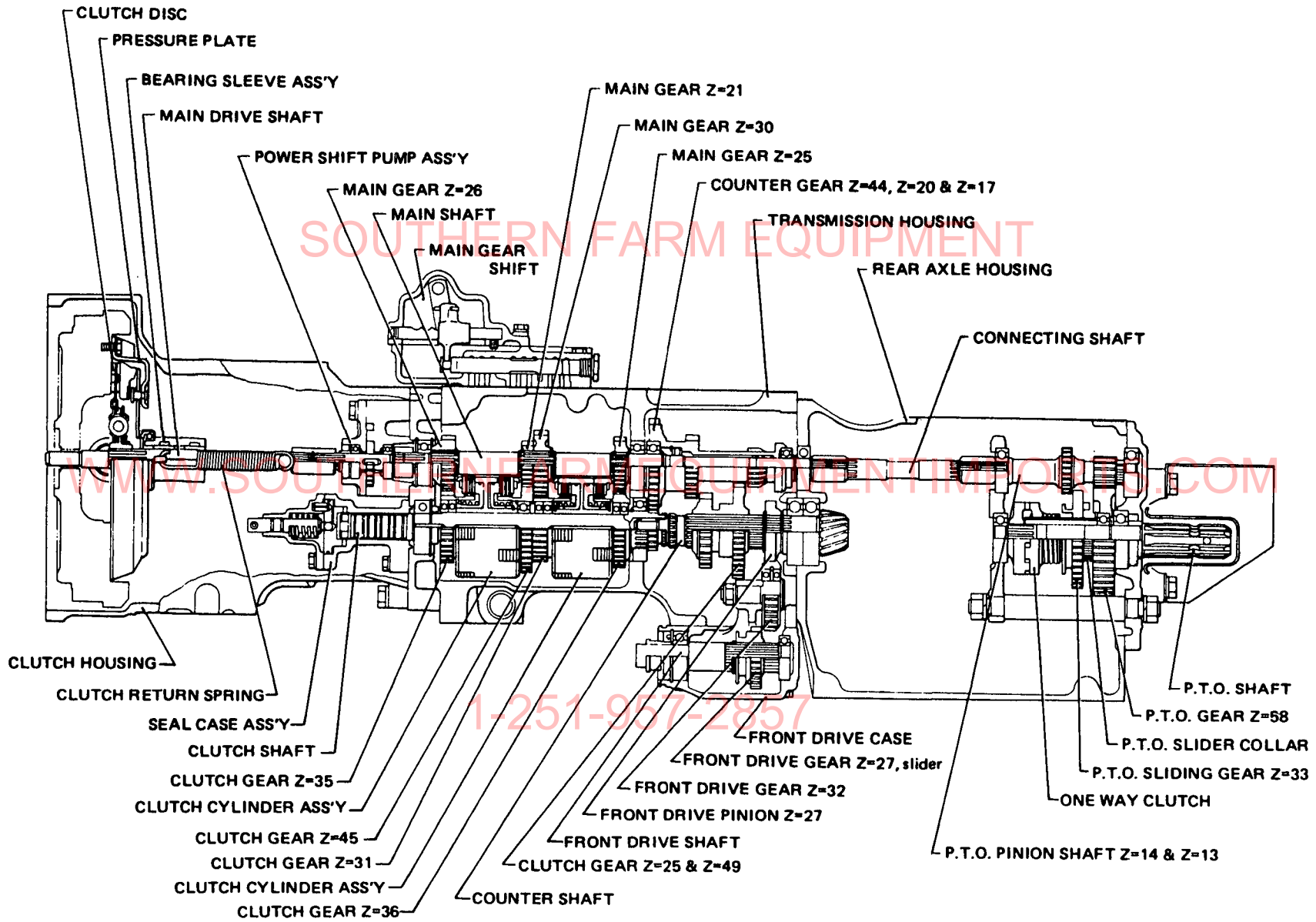




- V -

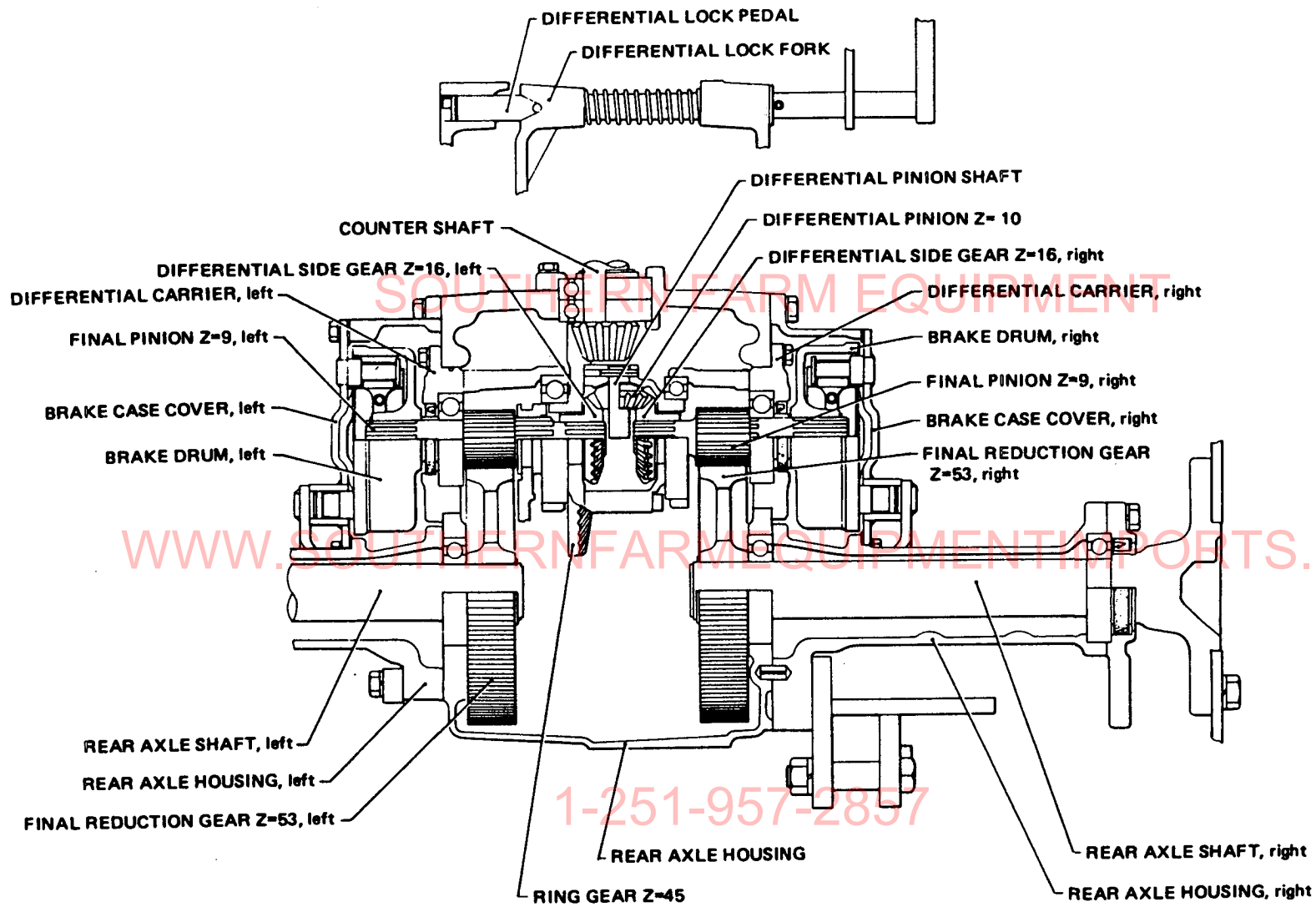


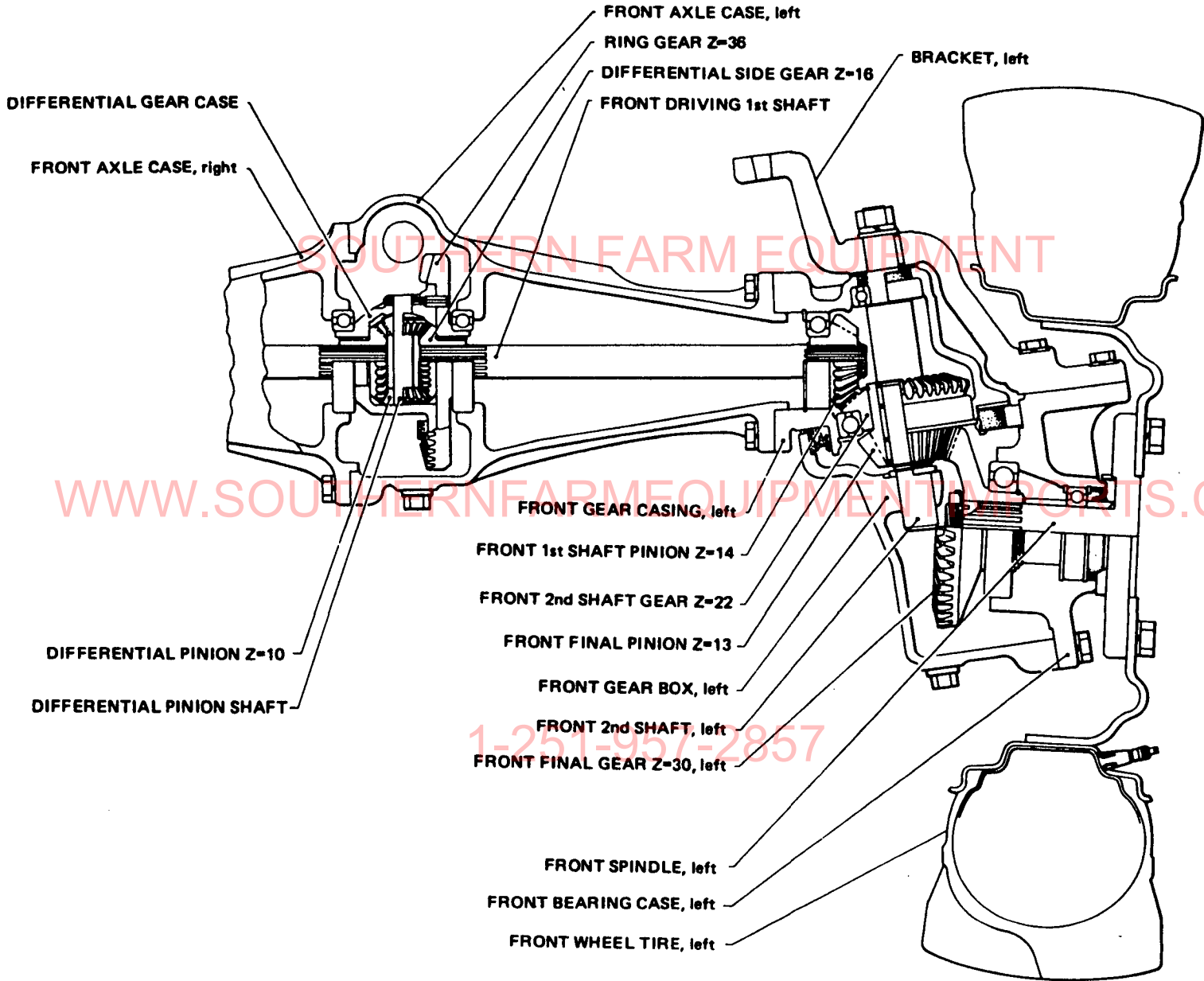
TRAVELLING TRANSMISSION SECTIONAL VIEW (1) FOR MODEL YM226



- vi -

TRAVELLING TRANSMISSION SECTIONAL VIEW (2) FOR MODEL YM226D





FRONT AXLE CASE, left  
RING GEAR Z=36  
DIFFERENTIAL SIDE GEAR Z=16  
FRONT DRIVING 1st SHAFT

BRACKET, left

DIFFERENTIAL GEAR CASE

FRONT AXLE CASE, right

WWW.SOUTHERNFARMEQUIPMENTIMPORTS.COM

FRONT GEAR CASING, left

FRONT 1st SHAFT PINION Z=14

FRONT 2nd SHAFT GEAR Z=22

FRONT FINAL PINION Z=13

FRONT GEAR BOX, left

FRONT 2nd SHAFT, left

FRONT FINAL GEAR Z=30, left

DIFFERENTIAL PINION Z=10

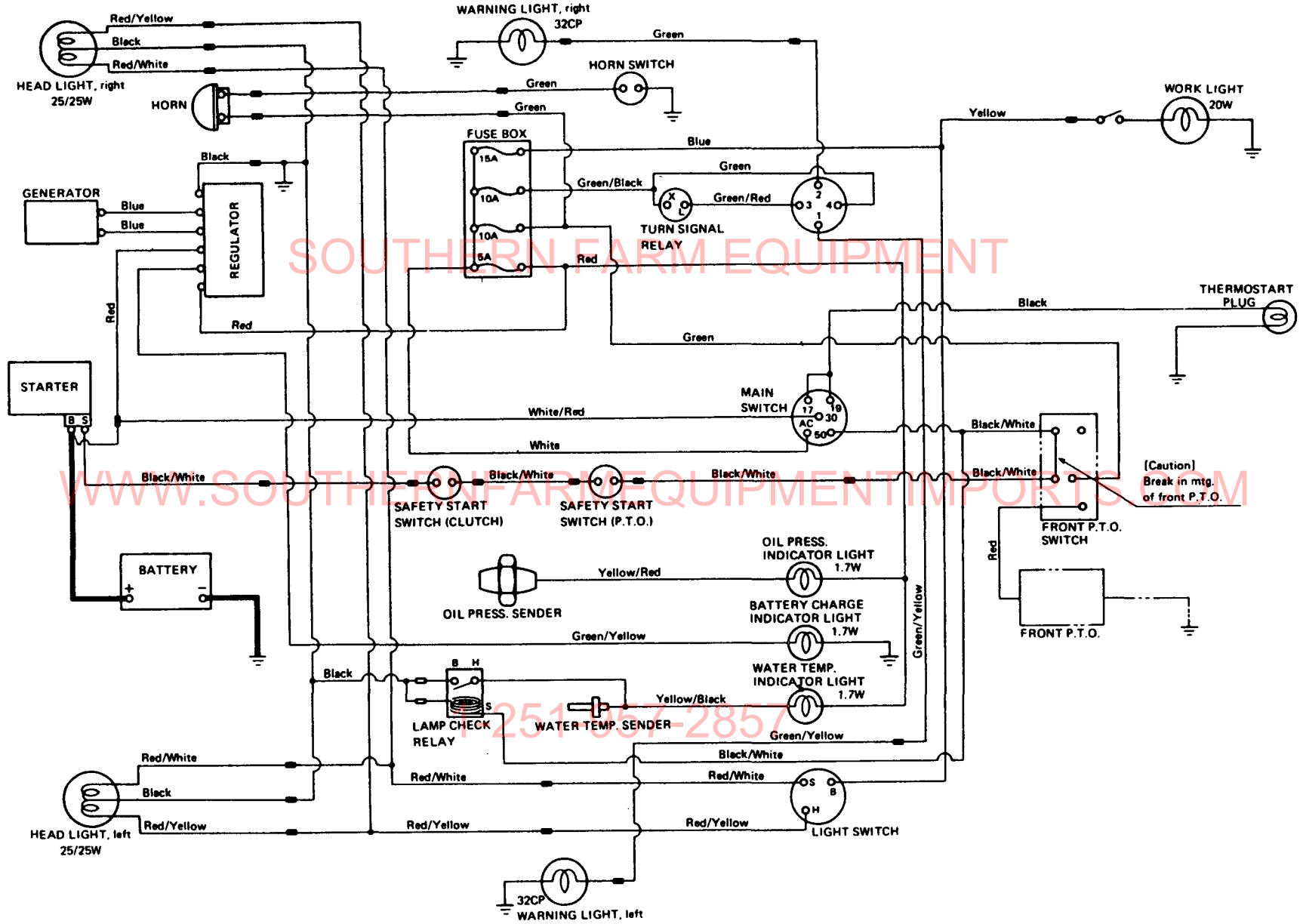
DIFFERENTIAL PINION SHAFT

1-251-957-2857

FRONT SPINDLE, left

FRONT BEARING CASE, left

FRONT WHEEL TIRE, left



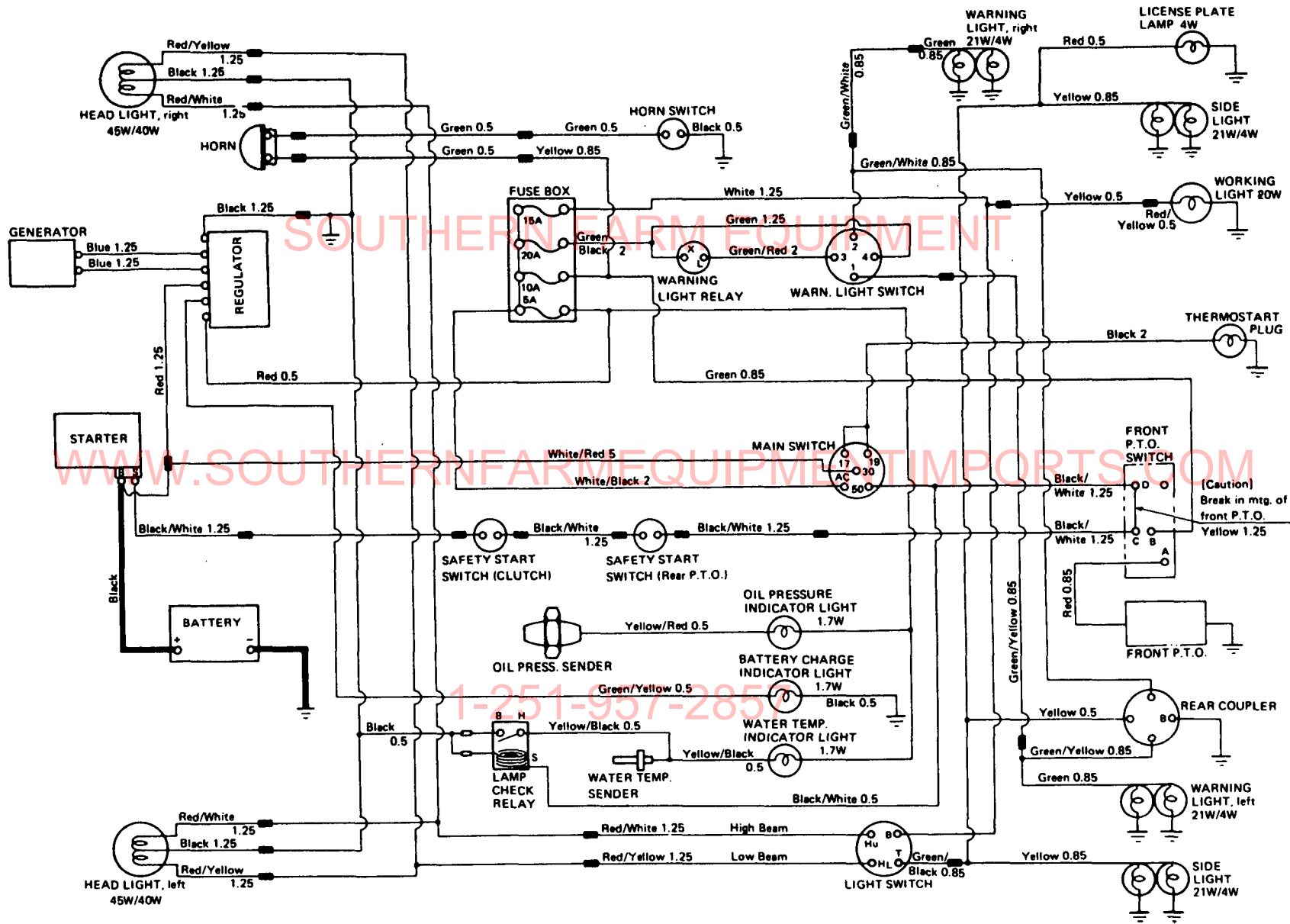
WIRING DIAGRAM

SOUTHERN FARM EQUIPMENT

WWW.SOUTHERNFARMEQUIPMENTIMPORTS.COM

251-957-2857

[Caution] Break in mtg. of front P.T.O.



WIRING DIAGRAM

1-251-957-285



# CONTENTS

MODEL : YM226(D)(B3530)

PC NO : OCT10-G22301

Fig.No.	GROUP NAME
	ENGINE 3T75HA/F/S
1.	CYLINDER BLOCK
2.	GEAR HOUSING
3.	MAIN BEARING HOUSING
4.	LABELS(FOR ENGINE)
5.	CYLINDER HEAD
6.	BONNET & AIR BREATHER
7.	AIR CLEANER
8.	SILENCER
9.	CAMSHAFT
10.	CRANKSHAFT & FLYWHEEL
11.	PISTON & CONNECTING ROD
12.	LUBRICATING OIL PUMP
13.	LUBRICATING OIL LINES
14.	COOLING WATER PUMP
15.	RADIATOR
16.	COOLING WATER LINES
17.	FUEL INJECTION PUMP
18.	FUEL INJECTION VALVE
19.	FUEL STRAINER
20.	FUEL LINES
21.	GOVERNOR MECHANISM
22.	ELECTRIC EQUIPMENT
23.	THERMOSTART DEVICE.
24.	STARTER 12V-1.8KW(TYPE S12-77)
25.	GENERATOR(TYPE GP9150)
26.	REPAIR KIT(A)(FOR ENGINE)
27.	GASKET KIT(A)(FOR ENGINE)

Fig.No.	GROUP NAME
	CHASSIS YM226(D)
28.	THROTTLE (EXCEPT ENGLAND)
29.	THROTTLE (FOR ENGLAND)
30.	FUEL TANK
31.	FRONT AXLE BRACKET
32.	FRONT AXLE(FOR YM226)
33.	PROPELLER SHAFT(FOR YM226D)
34.	1ST SHAFT & RING GEAR(YM226D)
35.	CASING OF FRONT AXLE(YM226D)
36.	2ND SHAFT & SPINDLE(YM226D)
37.	STEERING(FOR YM226)
38.	STEERING(FOR YM226D)
39.	CLUTCH HOUSING
40.	TRANSMISSION HOUSING
41.	CENTER PLATE & POWER SHIFT P.
42.	TRANSMISSION GEARS
43.	CYLINDER OF POWER SHIFT CLUTCH
44.	P.T.O.DRIVE SHAFT
45.	COLUMN SHIFT
46.	RANGE SHIFT
47.	FRONT DRIVE & SHIFT
48.	DIFFERENTIAL GEARS (REAR AXLE)
49.	REAR AXLE HOUSING (1)
50.	REAR AXLE HOUSING(2)
51.	REAR AXLE SHAFT
52.	BRAKES
53.	HYDRAULIC PIPES
54.	HYDRAULIC CYLINDER
55.	HYDRAULIC LIFT
56.	HYDRAULIC CONTROL VALVE

SOUTHERN FARM EQUIPMENT

WWW.SOUTHERNFARMEQUIPMENTIMPORTS.COM

1-251-957-2857

# CONTENTS

MODEL : YM226(D)(B3530)

PC NO : OCT10-G22301

## Fig.No. GROUP NAME

57. OIL PRESSURE CONTROL
58. ELECTRIC PARTS (U.S.A.)
59. ELECTRIC PARTS (FRANCE)
60. ELECTRIC PARTS (EUROPE)
61. ELECTRIC PARTS (ENGLAND)
62. ELECTRIC PARTS (SCANDINAVIA)
63. HOOD (U.S.A.)
64. HOOD (FRANCE & EUROPE)
65. HOOD (ENGLAND)
66. H00D (SCANDINAVIA)
67. FENDER (U.S.A.)
68. FENDER (EXCEPT U.S.A.)
69. SEAT (U.S.A.)
70. SEAT (FRANCE)
71. SEAT (EXCEPT FRANCE & U.S.A.)
72. LABELS (U.S.A.)
73. LABELS (FRANCE)
74. LABELS (EUROPE)
75. LABELS (ENGLAND)
76. LABELS (SCANDINAVIA)
77. THREE-POINT HITCH
78. DRAWBAR(EXCEPT ENGLAND)
79. DRAWBAR (ENGLAND)
80. AG TIRES(FOR YM226,FRANCE)
81. AG TIRES(FOR YM226,STANDARD)
82. AG TIRES(FOR YM226D,FRANCE)
83. AG TIRES(FOR YM226D,STANDARD)
84. TURF-TIRES(STANDARD)
85. TURF-TIRES (FRANCE)
86. TURF-TIRES(STANDARD)

## Fig.No. GROUP NAME

87. TURF-TIRES (FRANCE)
88. FRONT POWER TAKE OFF
89. FRONT & REAR WHEEL WEIGHT
90. TOOLS
91. HEATER(USA ONLY)
92. AG TIRES(FOR YM226,USA)
93. AG TIRES(FOR YM226D,USA)
94. TURF-TIRES(USA)
95. ROLL BAR(USA ONLY)

SOUTHERN FARM EQUIPMENT

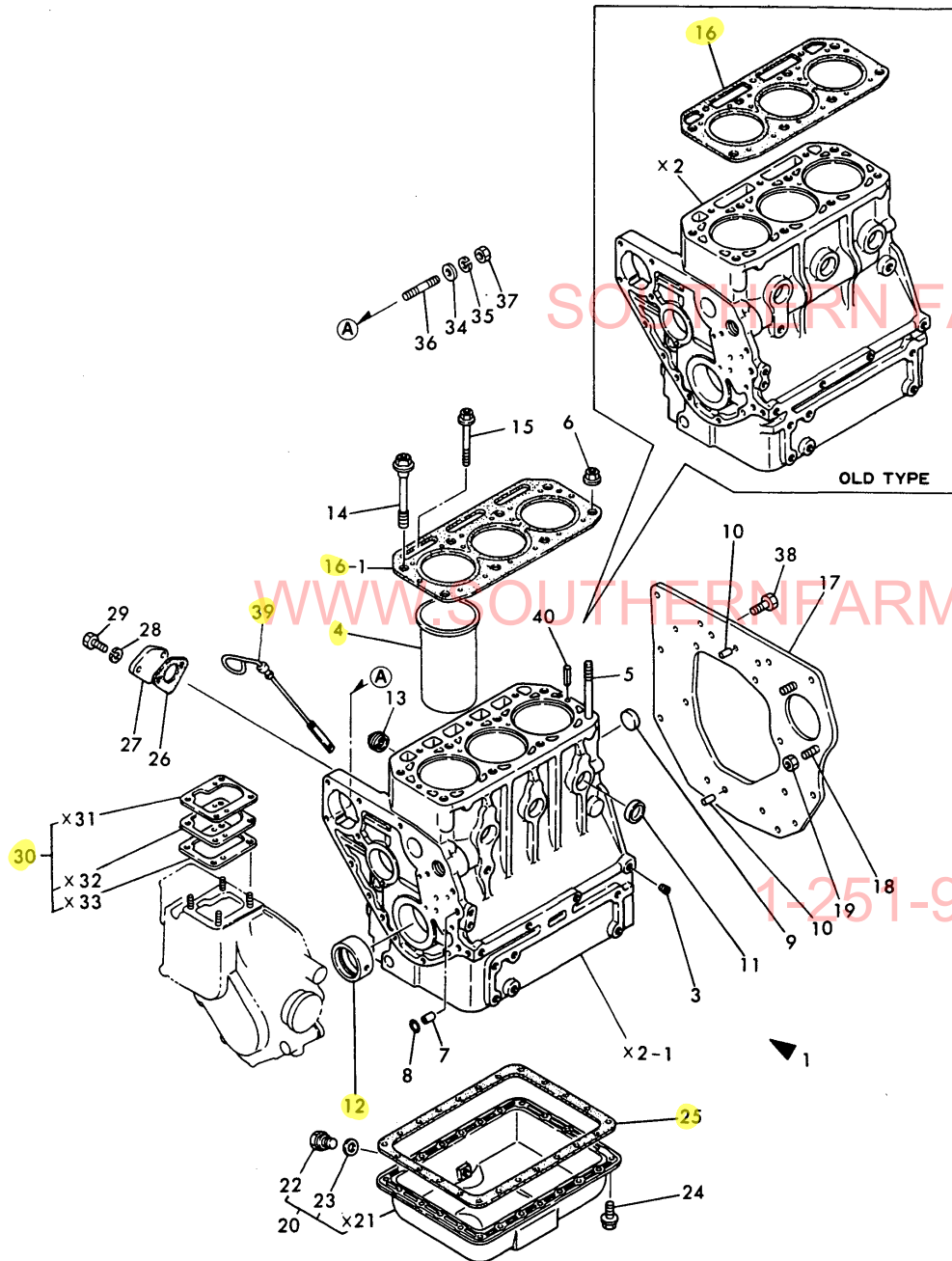
WWW.SOUTHERNFARMEQUIPMENTIMPORTS.COM

1-251-957-2857



Fig.1. CYLINDER BLOCK

Fig. 1 CYLINDER BLOCK



(A)=3T75HA  
(B)=3T75HA-F  
(C)=3T75HA-S

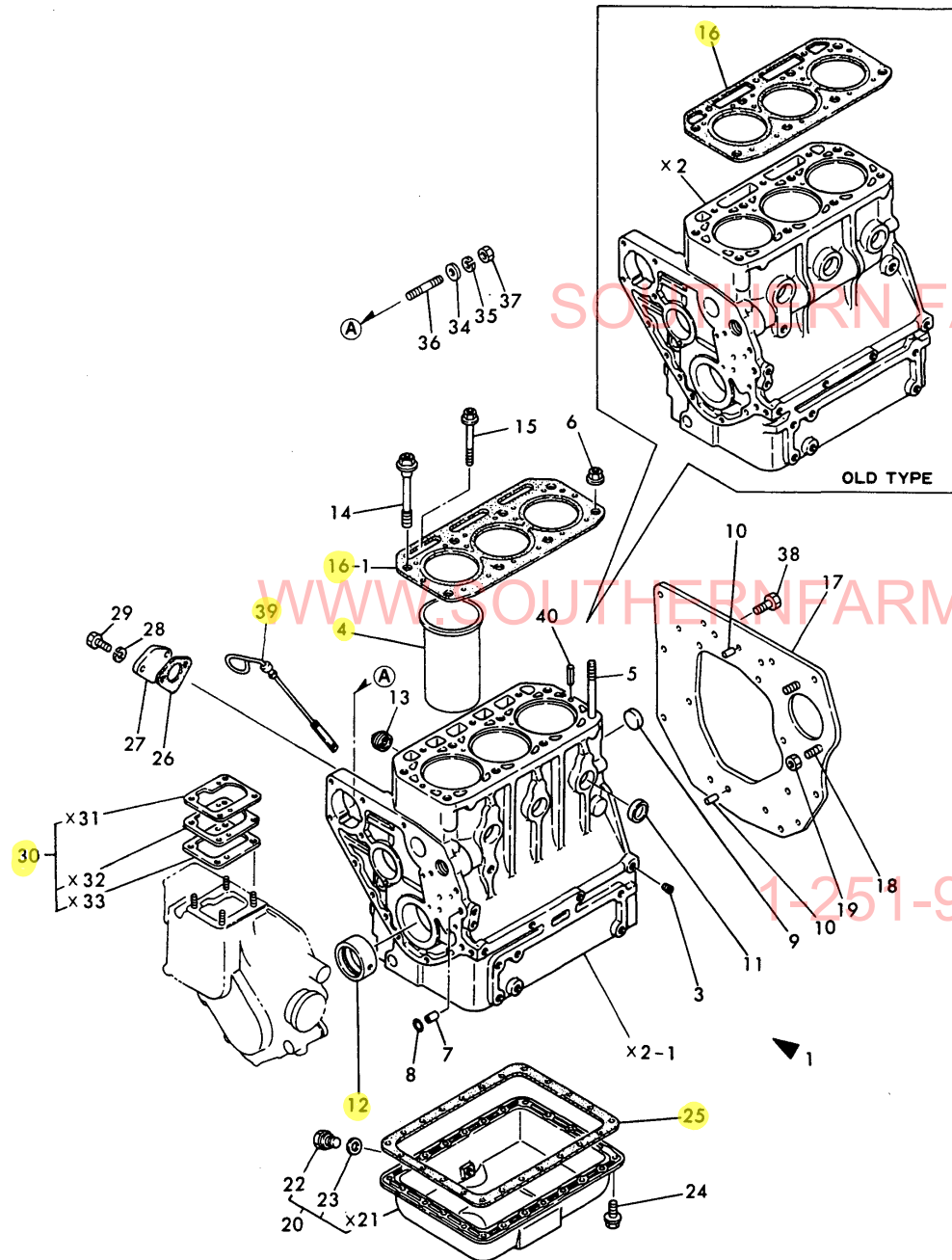
(D)=  
(E)=  
(F)=

REF.	LEV.	PARTS NO.	DESCRIPTION	Q'TY						I	R
				(A)	(B)	(C)	(D)	(E)	(F)		
1	1	721554-01561	BLOCK ASSY, CYLINDER	1	1	1					
3	2	124060-01050	PLUG, PT1/8	8	8	8					
4	2	121551-01100	LINER, CYLINDER	3	3	3					
5	2	121450-01210	STUD, CYL. HEAD	2	2	2					
6	2	121450-01220	NUT, CYL. HEAD	2	2	2					
7	2	105225-01900	GUIDE, O-RING	2							
7-1	2	124085-01900	GUIDE, O-RING	2	2	2					N
8	2	24311-000100	O-RING 1A P-10.0	2	2	2					
9	2	121450-01990	PLUG 30	1	1	1					
10	2	22312-080160	PARALLEL PIN 8X 16	2	2	2					
11	2	27241-300000	PLUG 30	5	5						
11-1	2	27243-300000	PLUG 30	5	5	5					N
11-2	2	27241-300000	PLUG 30	5	5	5					N
12	2	121520-02100	MAIN BEARING	1	1	1					
13	2	121750-01920	PLUG	2	2						
13-1	2	171051-01921	PLUG	2	2	2					N
14	1	121550-01200	BOLT, CYL. HEAD	6	6	6					
15	1	129350-01230	BOLT, CYL. HEAD	3	3	3					
16	1	121550-01330	GASKET, CYL. HEAD	1	1						
16-1	1	121550-01331	GASKET, CYL. HEAD	1	1	1					N
17	1	129350-01600	FLANGE, MOUNTING	1	1	1					
18	1	124450-01610	STUD, STARTER	2	2	2					
19	1	26716-120002	NUT M12	2	2	2					
20	1	721551-01540	SUMP ASSY, LUB OIL	1	1	1					
22	2	104200-55080	PLUG, DRAIN	1	1	1					
23	2	43400-500450	SEAL WASHER 12	1	1	1					
24	1	121450-01710	BOLT, OIL SUMP	23	23						
24-1	1	26106-060082	BOLT M 6X 8 PLATED	23	23	23					N
25	1	121575-01750	GASKET, OIL SUMP	1	1	1					
26	1	121520-01850	GASKET, F.FEED PUMP	1	1	1					
26-1	1	121520-01851	GASKET, (NON ASB.)	1	1	1					N
27	1	121520-01860	COVER, BLIND	1	1	1					
28	1	22217-060000	SPRING WASHER 6	2	2						Z
29	1	26116-060182	BOLT M6X18	2	2						
29-1	1	26106-060162	BOLT M 6X 16 PLATED	2	2	2					N
30	1	121450-01951	SHIM SET	1	1	1					
34	1	22117-080000	WASHER 8	4	4						Z
35	1	22217-080000	SPRING WASHER 8	4	4	4					
36	1	26216-080302	STUD M 8X 30 PLATED	4	4	4					
37	1	26716-080002	NUT M 8	4	4	4					
38	1	26116-100222	BOLT M10X 22 PLATED	10	10						

N:Old  $\frac{Yes}{No}$  New, Q:Old  $\frac{No}{Yes}$  New, R:Old  $\frac{Yes}{Yes}$  New, S:Old  $\frac{No}{No}$  New, W:Add, Z:Discontinued, F:Interchangeable by set, K:Q'ty Change  
 ++ CONTINUE ++  
 (C)Copy Rights YANMAR CO.,LTD.

# Fig.1. CYLINDER BLOCK

Fig. 1 CYLINDER BLOCK



## OCT10-G22301 1. CYLINDER BLOCK

(A)=3T75HA  
(B)=3T75HA-F  
(C)=3T75HA-S

(D)=  
(E)=  
(F)=

REF.	LEV.	PARTS NO.	DESCRIPTION	Q'TY						I	R
				(A)	(B)	(C)	(D)	(E)	(F)		
38-1	1	26206-100222 (A=E/# 86878) (B=E/# 86878)	BOLT M10X22	10	10	10					N
39	1	121551-34800	DIPSTICK, LUB. OIL	1	1	1					
40	1	22351-060012 (A=*1982.11) (B=*1982.11) (C=FROM 1ST)	SPRING PIN 6X12	2	2	2					W

SOUTHERN FARM EQUIPMENT

WWW.SOUTHERNFARMEQUIPMENTIMPORTS.COM

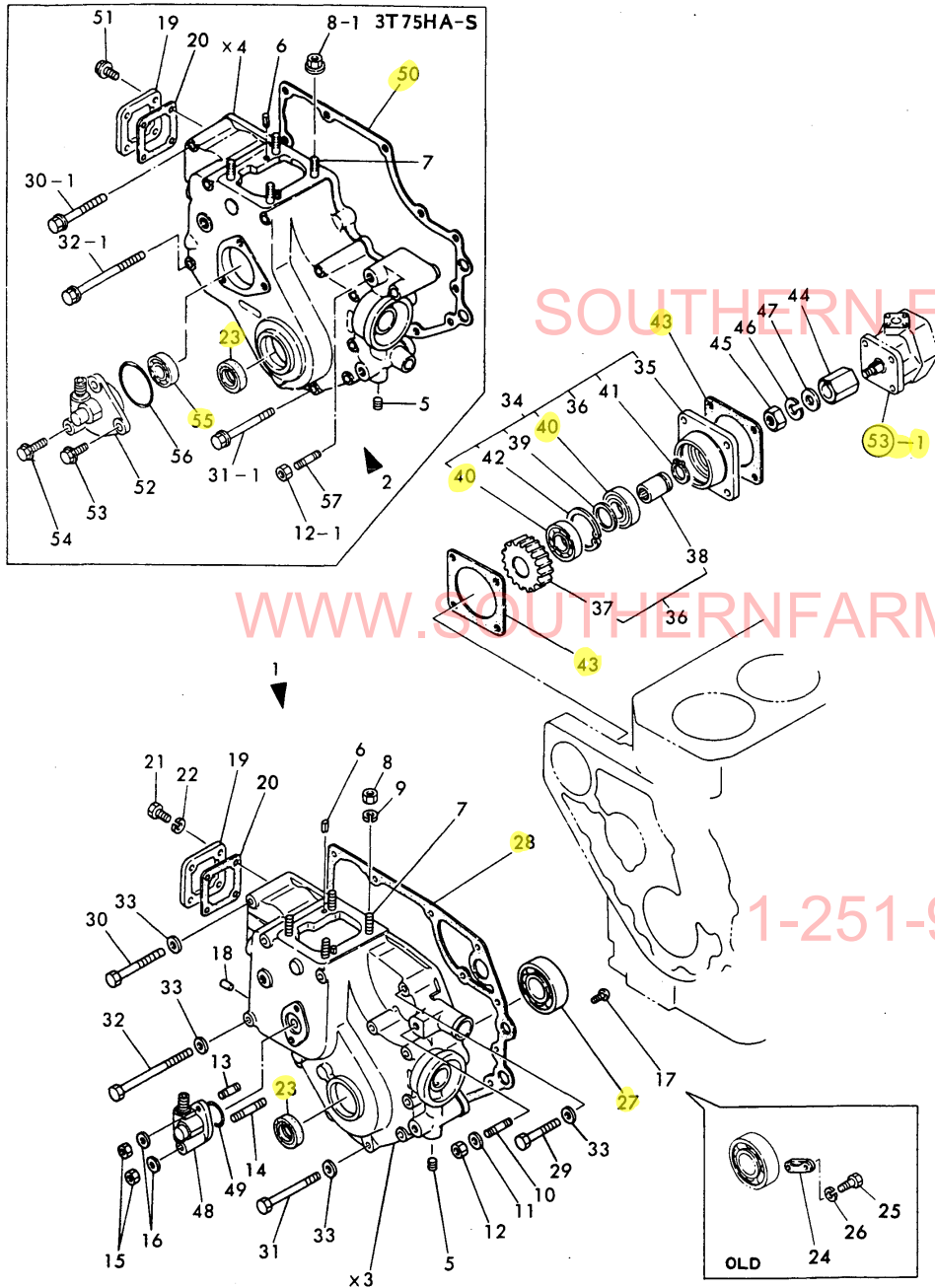
1-251-957-2857

Fig.2. GEAR HOUSING

(A)=3T75HA  
(B)=3T75HA-F  
(C)=3T75HA-S

(D)=  
(E)=  
(F)=

Fig. 2 GEAR HOUSING



REF.	LEV.	PARTS NO.	DESCRIPTION	Q'TY						I	R
				(A)	(B)	(C)	(D)	(E)	(F)		
1	1	721454-01611	HOUSING ASSY, GEARS	1							
1-1	1	721454-01612	HOUSING ASSY, GEARS	1	1						N
(A=*1981.11)											
2	1	721454-01613	HOUSING ASSY, GEARS				1				
5	2	124060-01050	PLUG, PT1/8	1	1	1					
6	2	22351-040010	SPRING PIN 4X10	2	2	2					
7	2	121450-01560	STUD M 8X 22	4	4	4					
8	2	26716-080002	NUT M 8	4	4						
8-1	2	194990-22050	NUT W/WASHER 8	4	4	4					N
(A=E/# 93876) (B=E/# 93876)											
9	2	22217-080000	SPRING WASHER 8	4	4						Z
(A=E/# 93876) (B=E/# 93876)											
10	2	121450-01570	STUD	1	1						
11	2	22117-100000	WASHER 10	1	1						
12	2	26716-100002	NUT M10	1	1						
12-1	2	26706-100002	NUT M10	1	1						N
(A=*1982.11) (B=*1982.11)											
13	2	26216-060142	STUD M 6X 14 PLATED	1	1						
14	2	26216-060352	STUD M 6X 35 PLATED	1	1						
15	2	26716-060002	NUT M 6	2	2						
15-1	2	26366-060002	NUT M 6	2	2						N
(A=*1982.11) (B=*1982.11)											
16	2	22117-060000	WASHER 6	2	2						Z
(A=*1982.11) (B=*1982.11)											
17	2	26587-080102	SCREW M 8X 10	1	1	1					W
(A=*1981.11)											
18	2	121085-01890	PLUG	1	1						W
(A=*1981.11)											
19	1	121450-01550	COVER, CYL. BLOCK	1	1	1					
20	1	121450-01531	GASKET, COVER	1	1	1					
21	1	26116-060122	BOLT M 6X 12	4	4						
21-1	1	26106-060122	BOLT M 6X 12 PLATED	4	4						N
(A=E/# 86878) (B=E/# 86878)											
22	1	22217-060000	SPRING WASHER 6	4	4						Z
(A=E/# 86878) (B=E/# 86878)											
23	1	121450-01801	SEAL TC25 40 8, OIL	1	1	1					
24	1	124085-01820	RETAINER, BEARING	1							Z
(A=*)											
25	1	26116-040102	BOLT M 4X 10 PLATED	2							Z
(A=*)											
26	1	22217-040000	SPRING WASHER 4	2							Z
(A=*)											
27	1	24101-063050	BALL BEARING	1	1	1					
28	1	121450-01511	GASKET, GEAR HOUSING	1	1						
29	1	26116-080452	BOLT M 8X 45 PLATED	1	1						
29-1	1	26106-080452	BOLT M 8X 45 PLATED	1	1						N
(A=*1982.11) (B=*1982.11)											
30	1	26116-080752	BOLT M 8X 75 PLATED	2	2						
30-1	1	26106-080752	BOLT M 8X 75 PLATED	2	2	2					N
(A=*1982.11) (B=*1982.11)											
31	1	26116-080852	BOLT M 8X 85 PLATED	7	7						

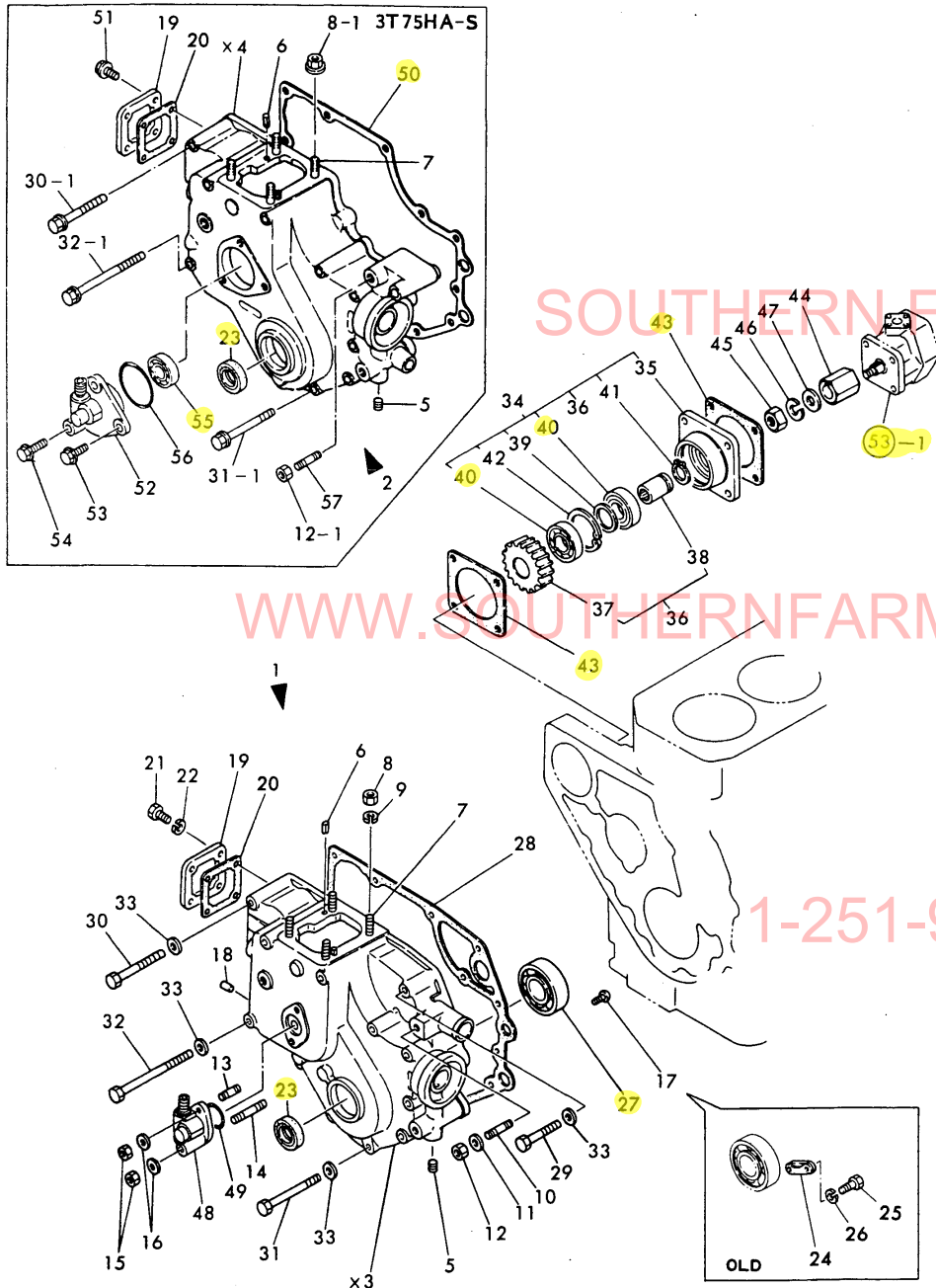
N:Old  $\frac{Yes}{No}$  New, Q:Old  $\frac{No}{Yes}$  New, R:Old  $\frac{Yes}{Yes}$  New, S:Old  $\frac{No}{No}$  New, W:Add, Z:Discontinued, F:Interchangeable by set, K:Q'ty Change  
 ++ CONTINUE ++  
 (C)Copy Rights YANMAR CO.,LTD.

Fig.2. GEAR HOUSING

(A)=3T75HA  
(B)=3T75HA-F  
(C)=3T75HA-S

(D)=  
(E)=  
(F)=

Fig. 2 GEAR HOUSING



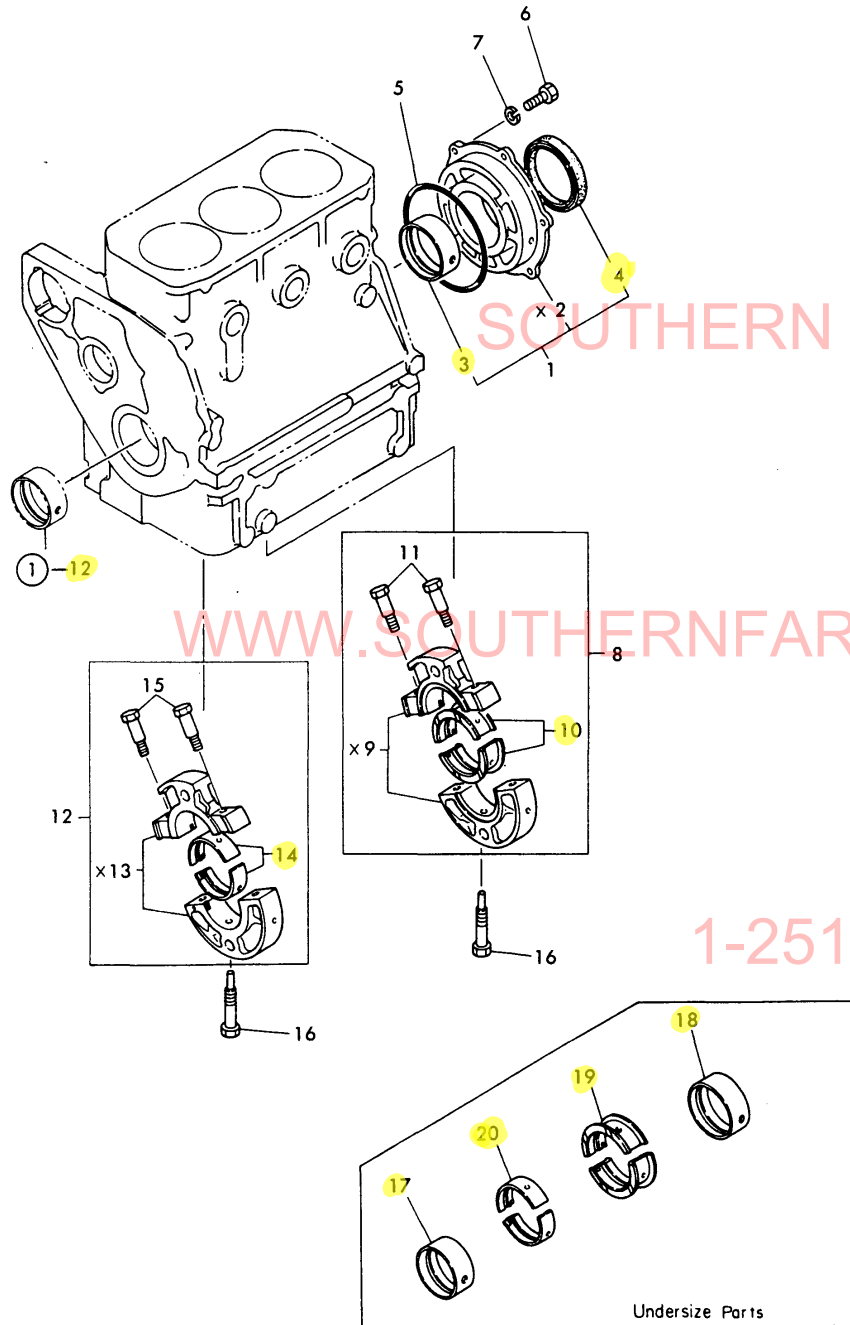
REF.	LEV.	PARTS NO.	DESCRIPTION	Q'TY						I	R
				(A)	(B)	(C)	(D)	(E)	(F)		
31-1	1	26106-080852 (A=*1982.11) (B=*1982.11)	BOLT M 8X 85 PLATED	7	7	7					N
32	1	26116-081152	BOLT M 8X115 PLATED	3	3						
32-1	1	26106-081152 (A=E/# 86878) (B=E/# 86878)	BOLT M 8X115 PLATED	3	3	3					N
33	1	22117-080000 (A=*1982.11) (B=*1982.11)	WASHER 8	13	13						Z
34	1	129350-26000	GEAR UNIT	1	1	1					
35	2	129350-26050	BRACKET, HO-P	1	1	1					
36	2	129350-26100 (A=E/# 91265) (B=E/# 91265) (C=FROM 1ST)	SHAFT ASSY, DRIVING	1	1	1					W
37	3	129350-26200	GEAR	1	1	1					
38	3	129350-26400	SHAFT, HO-P	1	1	1					
39	2	124950-26420	SPACER	1	1	1					
40	2	129350-26490	BALL BEARING	2	2	2					
41	2	22242-000250	CIRCLIP 25S	1	1	1					
42	2	22252-000470	CIRCLIP 47	1	1	1					
43	1	124240-01882	GASKET, HO-P	2	2	2					
43-1	1	124240-01883 (A=E/# B0116) (B=E/# B0116) (C=E/# B0116)	GASKET, (NON ASB.)	2	2	2					N
44	1	129350-26160	CONNECTOR, HO-P	1	1	1					
45	1	26716-080002	NUT M 8	1	1	1					
45A	1	194990-22050 (A=E/# 86878) (B=E/# 86878)	NUT W/WASHER 8	1	1	1					W
46	1	22217-080000	SPRING WASHER 8	1	1	1					
47	1	22117-080000 (A=*) (B=*)	WASHER 8	1	1						Z
48	1	121450-91400	GEAR UNIT	1	1						
49	1	24341-000260	O-RING 1A S-26.0	1	1						
50	1	121575-01510	GASKET, GEAR HOUSING							1	
51	1	26106-060102	BOLT M 6X 10 PLATED							4	
52	1	121456-91400	GEAR UNIT							1	
53	1	121456-91981	BOLT M8X 16 PLATED							2	
54	1	121456-91991	BOLT M8X 35 PLATED							1	
55	1	24101-062024	BALL BEARING							1	
56	1	24341-000460	O-RING 1A S-46.0							1	
57	1	26216-100322	STUD M10X 32 PLATED							1	

Fig.3. MAIN BEARING HOUSING

(A)=3T75HA  
(B)=3T75HA-F  
(C)=3T75HA-S

(D)=  
(E)=  
(F)=

Fig. 3 MAIN BEARING HOUSING



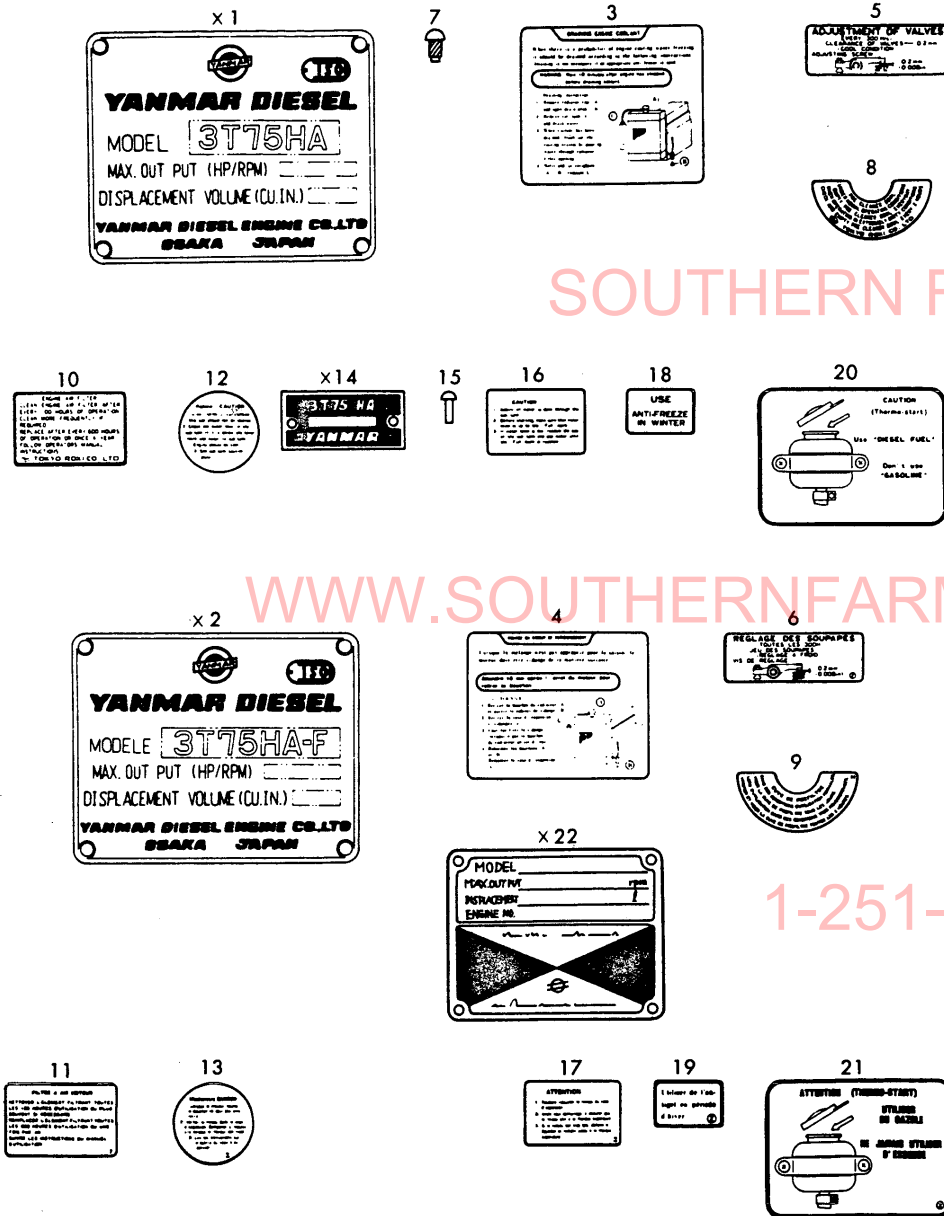
REF.	LEV.	PARTS NO.	DESCRIPTION	Q'TY						I	R
				(A)	(B)	(C)	(D)	(E)	(F)		
1	1	721550-02500	HOUSING ASSY	1	1	1					
3	2	121550-02110	MAIN BEARING	1	1	1					
4	2	121551-02220	SEAL, OIL	1	1	1					
5	1	24341-001350	O-RING 1A S-135.0	1	1	1					
6	1	26116-080202	BOLT M 8X 20 PLATED	6	6						
6-1	1	26013-080202	BOLT W/WASHER M8X20	6	6	6					N
		(A=E/# 93876) (B=E/# 93876)									
7	1	22217-080000	SPRING WASHER 8	6	6						Z
		(A=E/# 93876) (B=E/# 93876)									
8	1	721550-02610	HOUSING ASSY	1	1	1					
10	2	721550-02800	MAIN BEARING	1	1	1					
11	2	121250-02070	BOLT	2	2	2					
12	1	721550-02620	HOUSING ASSY	1	1	1					
14	2	721550-02810	MAIN BEARING	1	1	1					
15	2	121250-02070	BOLT	2	2	2					
16	1	121550-02300	BOLT	2	2	2					
17	1	121520-02310	MAIN BEARING US=0.25	1	1	1					1
18	1	121550-02320	MAIN BEARING US=0.25	1	1	1					1
19	1	721550-02830	MAIN BEARING US=0.25	1	1						1
19-1	1	121550-02330	MAIN BEARING US=0.25	1	1	1					N 1
		(A=*1981.) (B=*1981.)									
20	1	721550-02820	MAIN BEARING US=0.25	1	1						1
20-1	1	121550-02350	MAIN BEARING US=0.25	1	1	1					N 1
		(A=*1981.) (B=*1981.)									

WWW.SOUTHERNFARMEQUIPMENTIMPORTS.COM

1-251-957-2857

Fig.4. LABELS(FOR ENGINE)

Fig. 4 LABELS [For Engine]



OCT10-G22301 4. LABELS(FOR ENGINE)

(A)=3T75HA  
(B)=3T75HA-F  
(C)=3T75HA-S

(D)=  
(E)=  
(F)=

REF.	LEV.	PARTS NO.	DESCRIPTION	QTY						I	R
				(A)	(B)	(C)	(D)	(E)	(F)		
3	1	121254-07150	LABEL, WATER DRAIN	1		1					
4	1	121241-07150	LABEL, WATER DRAIN		1						
5	1	124064-07160	LABEL, VALVE ADJUST.	1		1					
6	1	124040-07160	LABEL, VALVE ADJUST.			1					
7	1	102210-07990	RIVET	4	4	4					
8	1	121454-12480	LABEL, PRE-CLEANER	1		1					
9	1	121440-12520	LABEL, PRE-CLEANER(F			1					
10	1	121454-12520	LABEL, AIR-CLEANER	1		1					
11	1	121440-12480	LABEL, AIR CLEANER(F			1					
12	1	124764-44800	LABEL, RADIATOR	1		1					
13	1	124740-44800	LABEL, RADIATOR			1					
15	1	124220-51890	RIVET, LABEL	2	2	2					
16	1	124764-44920	LABEL, ANTI-FREEZING	1		1					
17	1	124740-44920	LABEL, ANTI-FREEZING			1					
18	1	124764-44810	LABEL, RESERVE TANK	1		1					
19	1	124740-44810	LABEL, SUB-TANK			1					
20	1	124764-77980	LABEL, FUEL CAUTION	1		1					
21	1	124740-77980	LABEL, FUEL CAUTION			1					

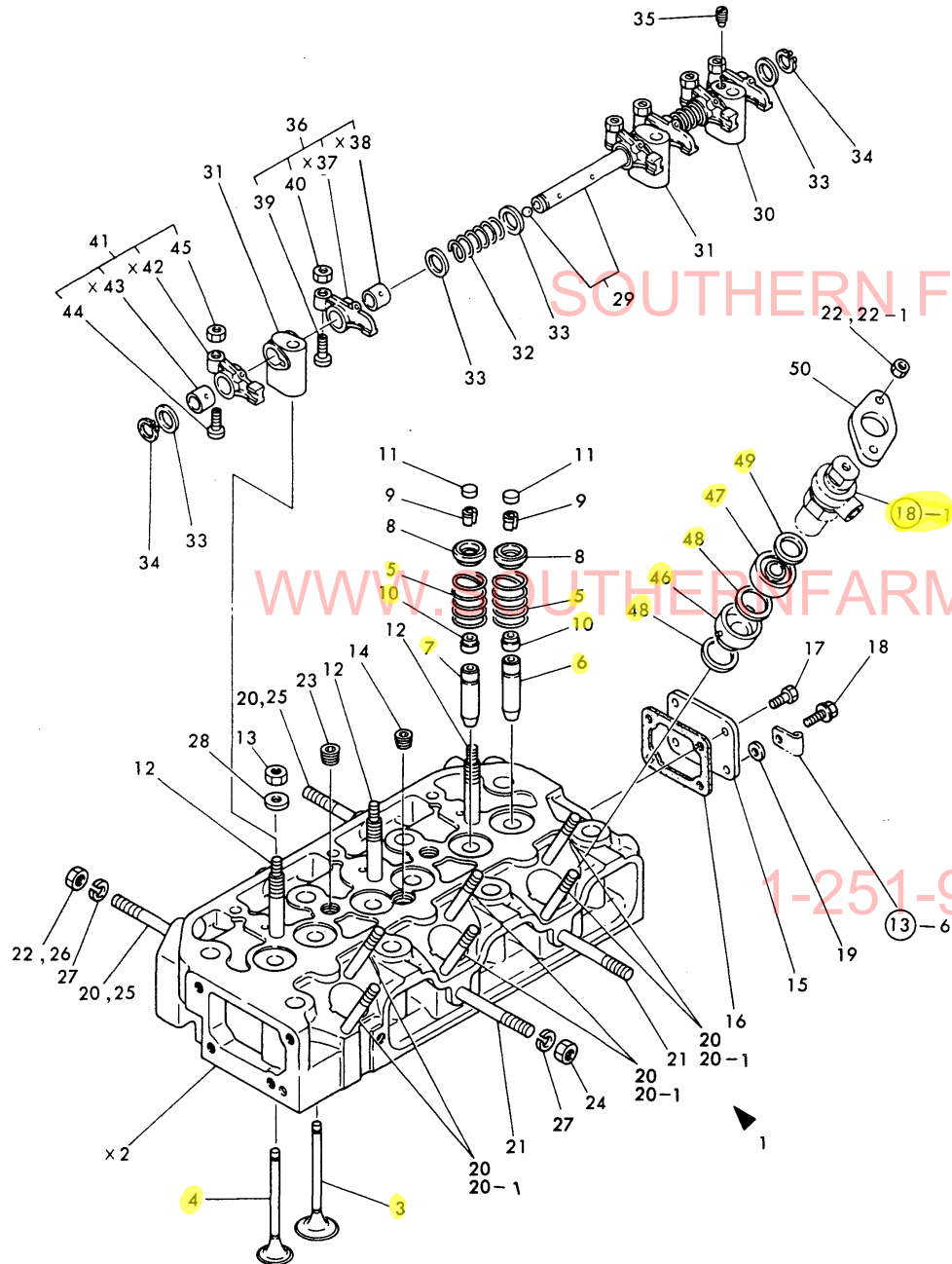
WWW.SOUTHERNFARMEQUIPMENTIMPORTS.COM

1-251-957-2857



Fig.5. CYLINDER HEAD

Fig. 5 CYLINDER HEAD



(A)=3T75HA  
(B)=3T75HA-F  
(C)=3T75HA-S

(D)=  
(E)=  
(F)=

REF.	LEV.	PARTS NO.	DESCRIPTION	Q'TY						I	R
				(A)	(B)	(C)	(D)	(E)	(F)		
1	1	721522-11700	HEAD ASSY, CYLINDER	1	1						
1-1	1	721522-11701	HEAD ASSY, CYLINDER	1	1	1					N
		(A=*) (B=*)									
3	2	104211-11100	VALVE, SUCTION	3	3	3					
4	2	104211-11110	VALVE, EXHAUST	3	3	3					
5	2	124060-11120	SPRING, VALVE	6	6	6					
6	2	124060-11160	GUIDE, VALVE	3	3	3					
7	2	124060-11170	GUIDE, VALVE	3	3						
7-1	2	128272-11170	GUIDE, VALVE	3	3	3					N
		(A=FROM 1ST) (B=FROM 1ST)									
8	2	104200-11180	RETAINER, SPRING	6	6	6					
9	2	101158-11190	COTTER	6	6	6					
9-1	2	27310-070000	COTTER 7	6	6	6					R
		(A=FROM 1ST) (B=FROM 1ST) (C=FROM 1ST)									
9-2	2	27310-070001	COTTER (2-PIECES)	3	3	3					N
		(A=FROM 1ST) (B=FROM 1ST) (C=FROM 1ST)									
10	2	124950-11340	SEAL, VALVE STEM	6	6	6					
11	2	104211-11370	CAP, VALVE	6	6	6					
12	2	105225-11350	STUD, SUPPORT	3	3	3					
13	2	26776-100002	LOCK NUT M10 PLATED	3	3						
13-1	2	26696-100002	NUT M10	3	3	3					N
		(A=*1982.11) (B=*1982.11)									
14	2	23871-020000	PLUG PT1/4, SCREW	1	1	1					
14-1	2	23873-020000	PLUG PT 1/4	1	1	1					N
		(A=*) (B=*)									
15	2	121450-11670	COVER	1	1	1					
16	2	121450-11680	GASKET, COVER	1	1	1					
17	2	26116-080122	BOLT M 8X 12 PLATED	3	3						
17-1	2	26106-080122	BOLT M 8X 12 PLATED	3	3	3					N
		(A=*1982.11) (B=*1982.11)									
18	2	121250-01710	BOLT M 8X 14	1	1						
18-1	2	26106-080142	BOLT M 8X 14 PLATED	1	1	1					N
		(A=E/# 89935) (B=E/# 89935)									
19	2	22117-080000	WASHER 8	1	1	1					
20	2	26216-080652	STUD M 8X 65 PLATED	8	8						
20-1	2	26216-080702	STUD M 8X 70 PLATED	6	6	6					N
		(A=*) (B=*)									
21	2	26216-080602	STUD M 8X 60 PLATED	2	2						
21-1	2	121450-11550	STUD, MANIFOLD	2	2	2					N
		(A=*) (B=*)									
22	2	26716-080002	NUT M 8	8	8						
22-1	2	121465-11950	NUT	6	6	6					N
		(A=E/# 86878) (B=E/# 86878)									
23	2	23871-030000	PLUG PT3/8, SCREW	2	2						
23-1	2	23873-030000	PLUG PT 3/8	2	2	2					N
		(A=*) (B=*)									
24	2	26716-080002	NUT M 8	2	2						
24-1	2	26366-080002	NUT M 8	2	2	2					N
		(A=*1982.11) (B=*1982.11)									
25	2	26216-080652	STUD M 8X 65 PLATED	2	2	2					W
		(A=*1982.11) (B=*1982.11)									

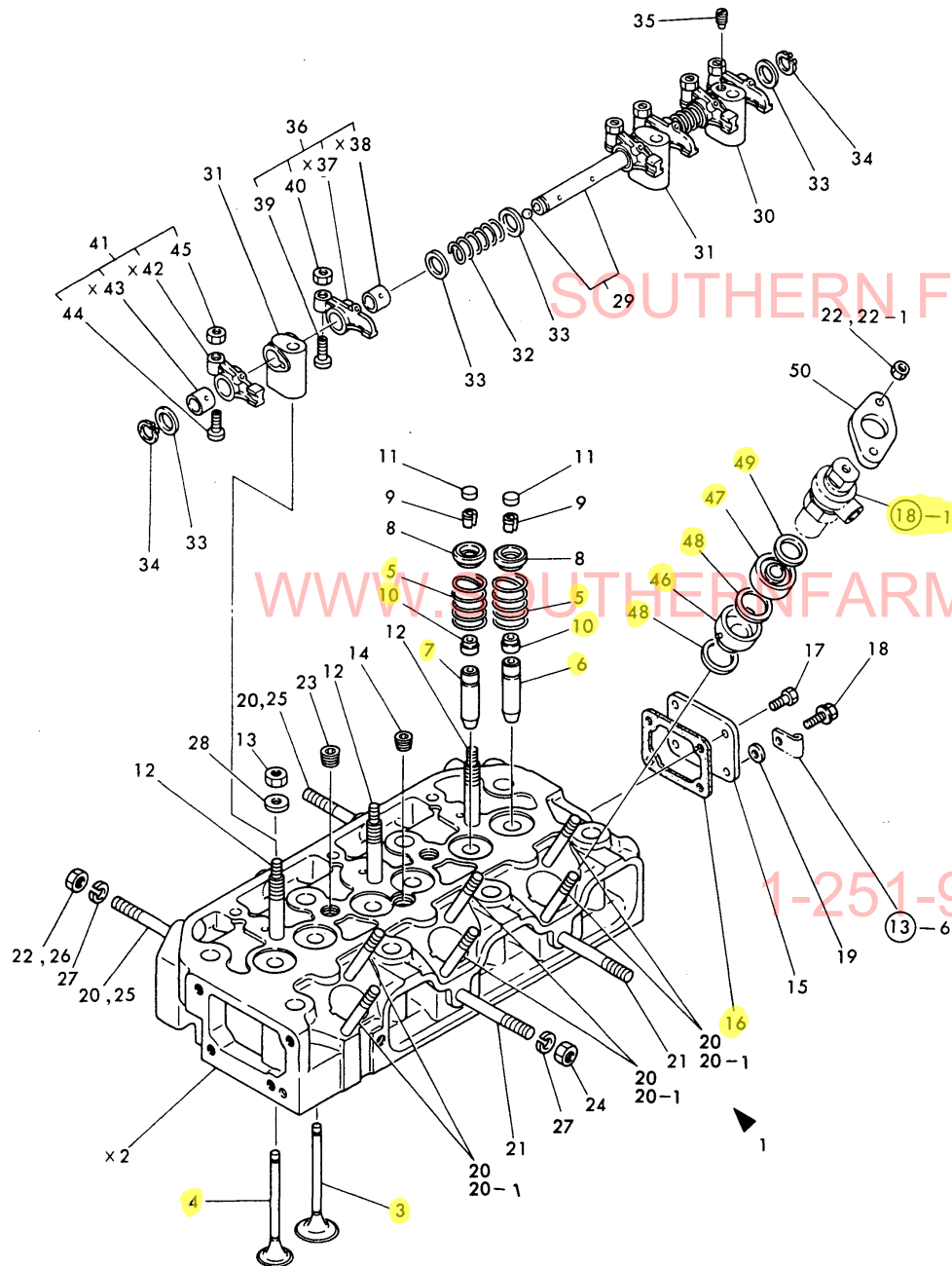
N:Old  $\frac{Yes}{No}$  New, Q:Old  $\frac{No}{Yes}$  New, R:Old  $\frac{Yes}{Yes}$  New, S:Old  $\frac{No}{No}$  New, W:Add, Z:Discontinued, F:Interchangeable by set, K:Q'ty Change  
 ++ CONTINUE ++  
 (C)Copy Rights YANMAR CO.,LTD.

Fig.5. CYLINDER HEAD

(A)=3T75HA  
(B)=3T75HA-F  
(C)=3T75HA-S

(D)=  
(E)=  
(F)=

Fig. 5 CYLINDER HEAD



REF.	LEV.	PARTS NO.	DESCRIPTION	Q'TY						I	R
				(A)	(B)	(C)	(D)	(E)	(F)		
26	2	26366-080002	NUT M 8	2	2	2					W
		(A=*1982.11) (B=*1982.11)									
27	1	22217-080000	SPRING WASHER 8	4	4						Z
		(A=*1982.11) (B=*1982.11)									
28	1	22137-100000	WASHER 10,POLISHED	3	3	3					
29	1	121550-11240	SHAFT, ROCKER ARM	1	1	1					
30	1	121450-11260	SUPPORT, ROCKER ARM	1	1	1					
31	1	121450-11270	SUPPORT, ROCKER ARM	2	2	2					
32	1	121550-11280	SPRING	2	2	2					
33	1	121550-11290	WASHER	6	6	6					
34	1	22242-000140	CIRCLIP 14	2	2	2					
35	1	26921-080102	SETScrew	1	1	1					
36	1	721450-11650	ARM ASSY, ROCKER	3	3	3					
39	2	101158-11230	SCREW, VALVE	3	3	3					
40	2	26756-080002	LOCK NUT M 8 PLATED	3	3	3					
41	1	721450-11660	ARM ASSY, ROCKER	3	3	3					
44	2	101158-11230	SCREW, VALVE	3	3	3					
45	2	26756-080002	LOCK NUT M 8 PLATED	3	3	3					
46	1	121550-11400	CHAMBER, FRONT	3	3	3					
47	1	121550-11411	CHAMBER, REAR	3	3	3					
48	1	121550-11451	GASKET, CHAMBER	6	6	6					
49	1	103854-11490	INSULATOR	3	3	3					
50	1	101147-11900	FLANGE	3	3	3					

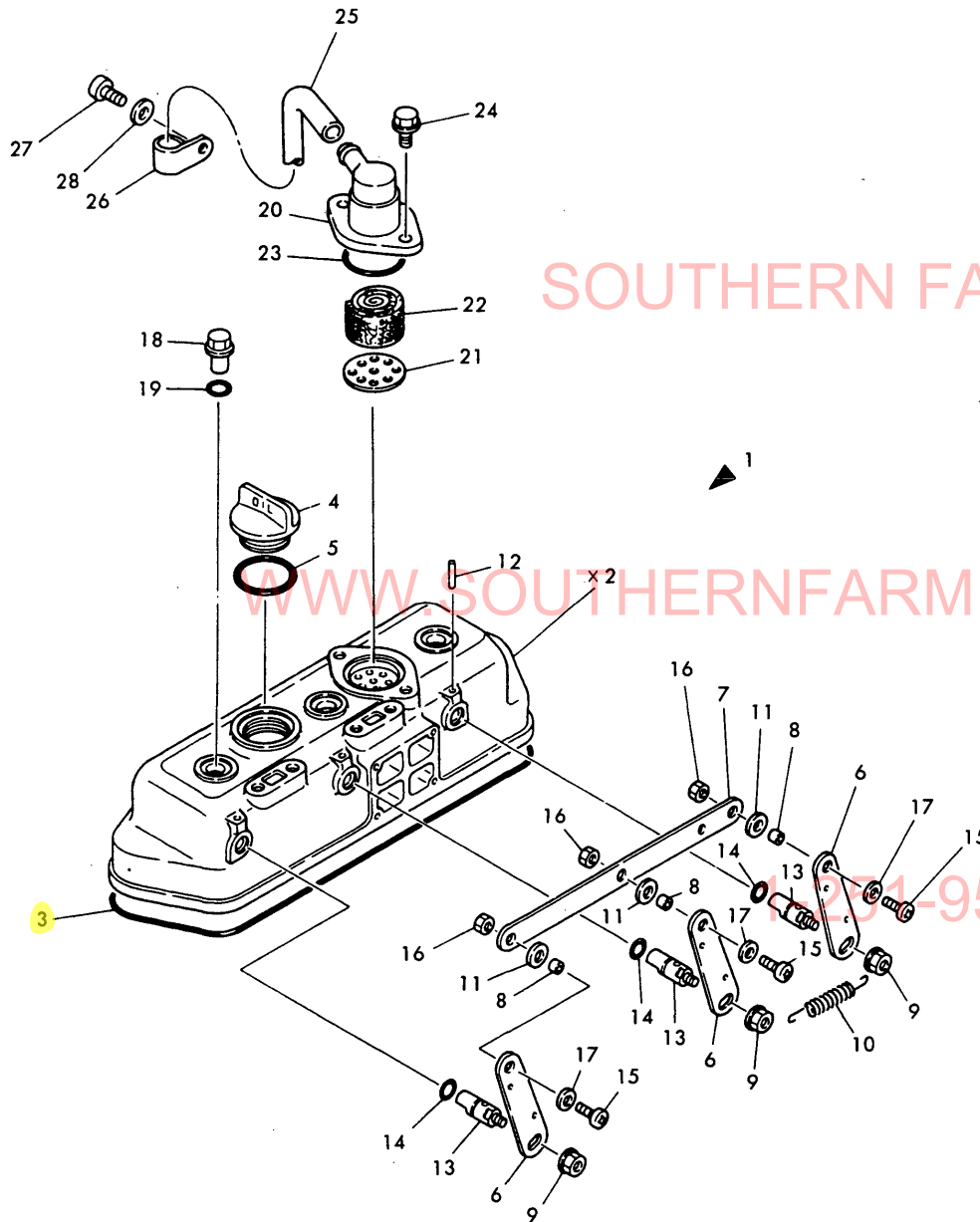


Fig.6. BONNET & AIR BREATHER

(A)=3T75HA  
(B)=3T75HA-F  
(C)=3T75HA-S

(D)=  
(E)=  
(F)=

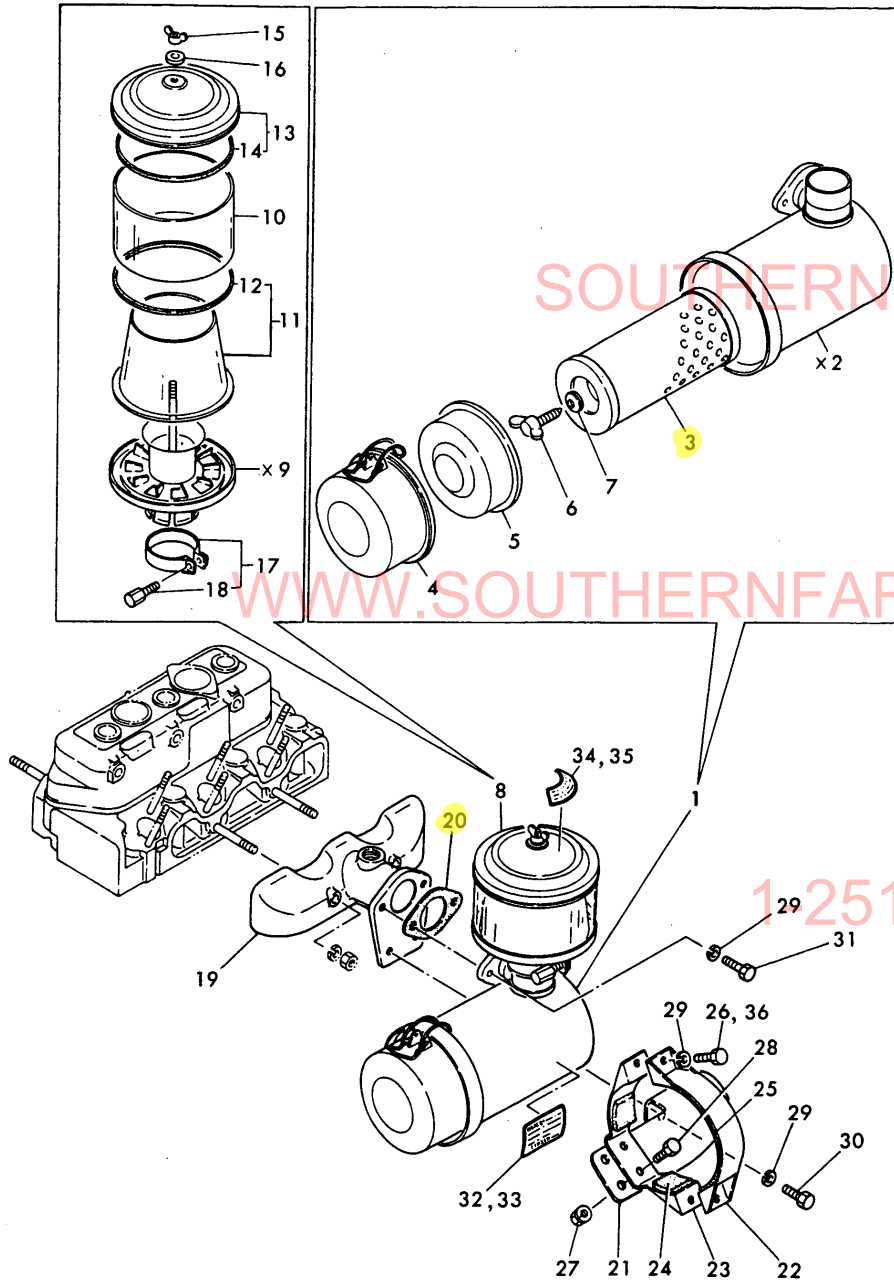
Fig. 6 BONNET & AIR BREATHER



REF.	LEV.	PARTS NO.	DESCRIPTION	Q'TY						I	R
				(A)	(B)	(C)	(D)	(E)	(F)		
1	1	721551-11520	BONNET ASSY, HEAD	1	1	1					
3	2	121550-11310	GASKET, BONNET	1	1	1					
4	2	124160-01751	CAP, LUB.OIL SUPPLY	1	1	1					
5	2	121420-01760	O-RING	1	1						
5-1	2	24311-000320	O-RING 1A P-32.0	1	1	1					N
		(A=E/# 93876) (B=E/# 93876)									
6	2	121462-03740	LEVER, DECOMPRESSION	3	3	3					
7	2	121550-03760	CONNECTOR	1	1	1					
8	2	121450-03770	COLLAR	3	3	3					
9	2	160260-01800	NUT M 6	3	3						
9-1	2	26366-060002	NUT M 6	3	3	3					N
		(A=E/# 86878) (B=E/# 86878)									
10	2	104104-67300	SPRING, RETURN	1	1	1					
11	2	23418-080000	GASKET 8	3	3	3					
12	2	22312-030220	PARALLEL PIN 3X22	3	3	3					
13	2	121450-03610	SHAFT, DECOMPRESSION	3	3	3					
14	2	24311-000070	O-RING 1A P-7.0	3	3	3					
15	2	26557-050122	SCREW M 5X 12	3	3	3					
16	2	26756-050002	LOCK NUT M 5 PLATED	3	3	3					
17	2	22117-050000	WASHER 5	3	3	3					
18	1	124160-11360	KNOB	3	3	3					
19	1	24311-000120	O-RING 1A P 12.0	3	3	3					
20	1	121450-03011	BODY (A), BREATHER	1	1						
20-1	1	121450-03012	BODY (A), BREATHER	1	1	1					N
		(A=*1982.10) (B=*1982.10)									
21	1	121450-03020	BODY (B), BREATHER	1	1	1					
22	1	121450-03030	STEEL WOOLPD24W28T18	1	1	1					
23	1	24341-000400	O-RING 1A S-40.0	1	1	1					
24	1	121250-01710	BOLT M 8X 14	2	2						
24-1	1	26106-080162	BOLT M 8X 16 PLATED	2	2	2					N
		(A=E/# 86878) (B=E/# 86878)									
25	1	23065-120500	PIPE, VINYL 12X 500	1	1	1					
26	1	124160-01650	CLAMP	1	1	1					
27	1	26557-080102	SCREW M 8X 10	1	1						
27-1	1	26106-080102	BOLT M 8X 10 PLATED	1	1	1					N
		(A=E/# 87718) (B=E/# 87718)									
28	1	22117-080000	WASHER 8	1	1						Z
		(A=E/# 87718) (B=E/# 87718)									

Fig.7. AIR CLEANER

Fig. 7 AIR CLEANER



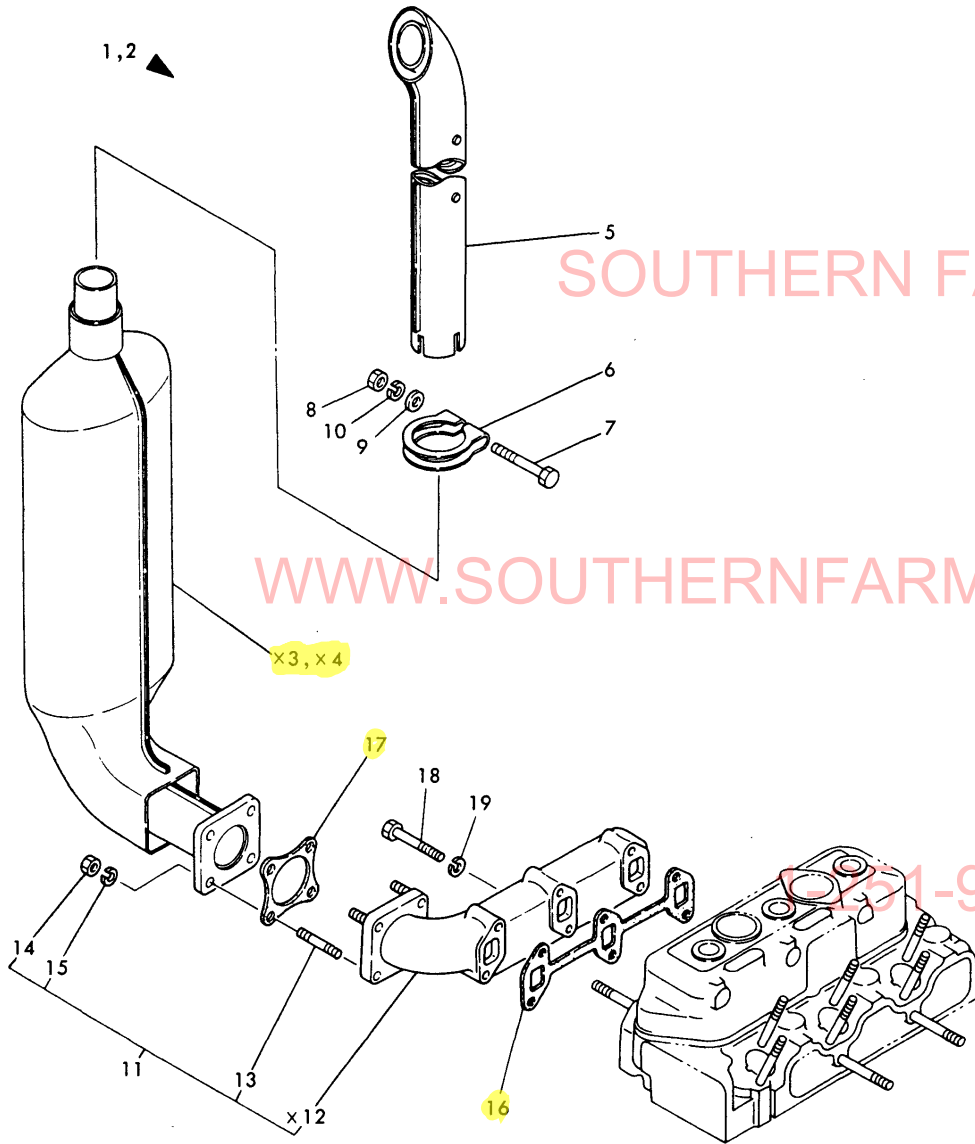
(A)=3T75HA  
(B)=3T75HA-F  
(C)=3T75HA-S

(D)=  
(E)=  
(F)=

REF.	LEV.	PARTS NO.	DESCRIPTION	QTY						I	R
				(A)	(B)	(C)	(D)	(E)	(F)		
1	1	121454-12300	CLEANER, AIR	1	1	1					
3	2	124064-12510	ELEMENT, AIR CLEANER	1	1	1					
4	2	121454-12660	PAN, DUST	1	1	1					
5	2	124064-12670	BAFFLE	1	1	1					
6	2	124064-12680	BOLT, WING	1	1	1					
7	2	124064-12690	WASHER	1	1	1					
8	1	124064-12400	PRE-CLEANER ASSY	1	1	1					
10	2	124064-12420	TUBE, CLEANER	1	1	1					
11	2	124064-12470	CASE W/GASKET	1	1	1					
12	3	124064-12430	GASKET, CLEANER	1	1	1					
13	2	124064-12440	COVER, PRE-CLEANER	1	1	1					
14	3	124064-12430	GASKET, CLEANER	1	1	1					
15	2	101147-12550	WING NUT	1	1						
15-1	2	124450-12560	WING NUT	1	1	1					N
		(A=*)	(B=*)								
16	2	124450-12571	WASHER	1	1	1					
17	2	124064-12450	CLAMP W/BOLT	1	1	1					
18	3	124064-12460	BOLT	1	1	1					
19	1	121554-12100	MANIFOLD, AIR INTAKE	1	1	1					
20	1	124067-12050	GASKET	1	1	1					
21	1	121454-12110	BRACKET, AIR CLEANER	1	1	1					
22	1	124064-12560	BRACE (B)	1	1	1					
23	1	121454-12550	BRACE	1	1	1					
24	1	124064-12570	SEAT (A)	2	2	2					
25	1	124064-12580	PAD (B)	1	1	1					
26	1	26116-080252	BOLT M 8X 25 PLATED	2	2						
26-1	1	26013-080252	BOLT M 8X 25		2						N
		(B=*1982.11)									
27	1	194990-22050	NUT W/WASHER 8	2	2	2					
28	1	26116-080162	BOLT M 8X 16 PLATED	2	2						
28-1	1	26106-080162	BOLT M 8X 16 PLATED	2	2	2					N
		(A=*1982.11)	(B=*1982.11)								
29	1	22217-080000	SPRING WASHER 8	6	6						Z
		(A=*1982.11)	(B=*1982.11)								
30	1	26116-080252	BOLT M 8X 25 PLATED	2	2						
30-1	1	26013-080252	BOLT M 8X 25	2	2	2					N
		(A=*1982.11)	(B=*1982.11)								
31	1	26116-080252	BOLT M 8X 25 PLATED	2							
31-1	1	26116-080202	BOLT M 8X 20 PLATED	2	2						N
		(A=*)									
31-2	1	26013-080252	BOLT M 8X 25	2	2	2					N
		(A=*1982.11)	(B=*1982.11)								
32	1	121454-12520	LABEL, AIR-CLEANER	1		1					
33	1	121440-12480	LABEL, AIR CLEANER(F)		1						
34	1	121454-12480	LABEL, PRE-CLEANER	1		1					
35	1	121440-12520	LABEL, PRE-CLEANER(F)		1						
36	1	26013-080202	BOLT W/WASHER M8X20	2		2					W
		(A=*1982.11)									

Fig.8. SILENCER

Fig. 8 SILENCER



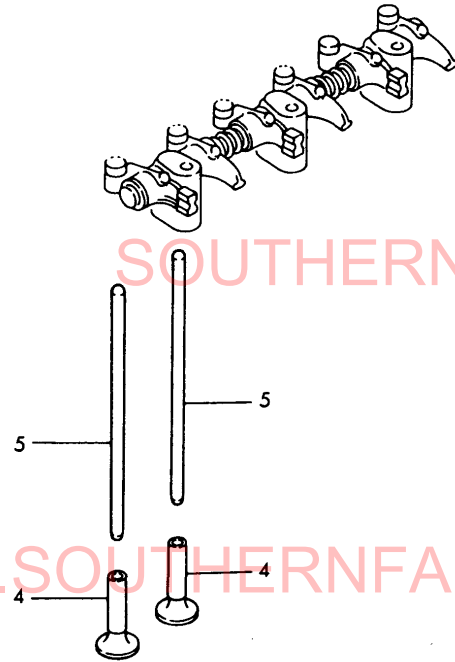
(A)=3T75HA  
(B)=3T75HA-F  
(C)=3T75HA-S

(D)=  
(E)=  
(F)=

REF.	LEV.	PARTS NO.	DESCRIPTION	Q'TY						I	R
				(A)	(B)	(C)	(D)	(E)	(F)		
1	1	129350-13490	SILENCER	1		1					
2	1	121540-13490	SILENCER ASSY		1						
5	2	124465-13652	PIPE, EXHAUST	1	1	1					
6	2	121470-13580	CLAMP, SILENCER	1	1	1					
7	2	26116-100652	BOLT M10X 65 PLATED	1	1						
7-1	2	26106-100652	BOLT M10X 65 PLATED	1	1	1					N
		(A=*1982.11) (B=*1982.11)									
8	2	26716-100002	NUT M10	1	1						
8-1	2	26706-100002	NUT M10	1	1	1					N
		(A=*1982.11) (B=*1982.11)									
9	2	22117-100000	WASHER 10	1	1						Z
		(A=*1982.11) (B=*1982.11)									
10	2	22217-100000	SPRING WASHER 10	1	1	1					
11	1	721551-13500	MANIFOLD ASSY, EXH.	1	1	1					
13	2	26216-080222	STUD M 8X 22 PLATED	4	4	4					
14	2	26716-080002	NUT M 8	4	4						
14-1	2	26366-080002	NUT M 8	4	4	4					N
		(A=*1982.11) (B=*1982.11)									
15	2	22217-080000	SPRING WASHER 8	4	4						Z
		(A=*1982.11) (B=*1982.11)									
16	1	121550-13520	GASKET, EXH.MANIFOLD	1	1	1					
17	1	121450-13200	GASKET, SILENCER	1	1	1					
18	1	26116-080582	BOLT M 8X 58 PLATED	4	4						
18-1	1	121465-13582	BOLT M 8X 58	4	4	4					N
		(A=E/# 87329) (B=E/# 87329)									
19	1	22217-080000	SPRING WASHER 8	4	4						Z
		(A=E/# 87329) (B=E/# 87329)									

Fig.9. CAMSHAFT

Fig. 9 CAMSHAFT



OCT10-G22301 9. CAMSHAFT

(A)=3T75HA  
(B)=3T75HA-F  
(C)=3T75HA-S

(D)=  
(E)=  
(F)=

REF.	LEV.	PARTS NO.	DESCRIPTION	Q'TY						I	R
				(A)	(B)	(C)	(D)	(E)	(F)		
1	1	121550-14010	CAMSHAFT	1	1	1					
2	1	121450-14090	CAM, FUEL	1	1	1					
3	1	129350-14100	GEAR, CAMSHAFT	1	1	1					
4	1	104200-14200	TAPPET	6	6	6					
5	1	121550-14400	ROD, PUSH	6	6	6					
6	1	104300-76460	NUT	1							
6-1	1	121450-14120	NUT, CAMSHAFT GEAR	1	1	1					N
		(A=*)									
7	1	22512-070300	KEY 7X 30	1	1	1					
8	1	24101-062054	BEARING #6205	1	1	1					
9	1	26587-080122	SCREW M 8X 12	1	1	1					

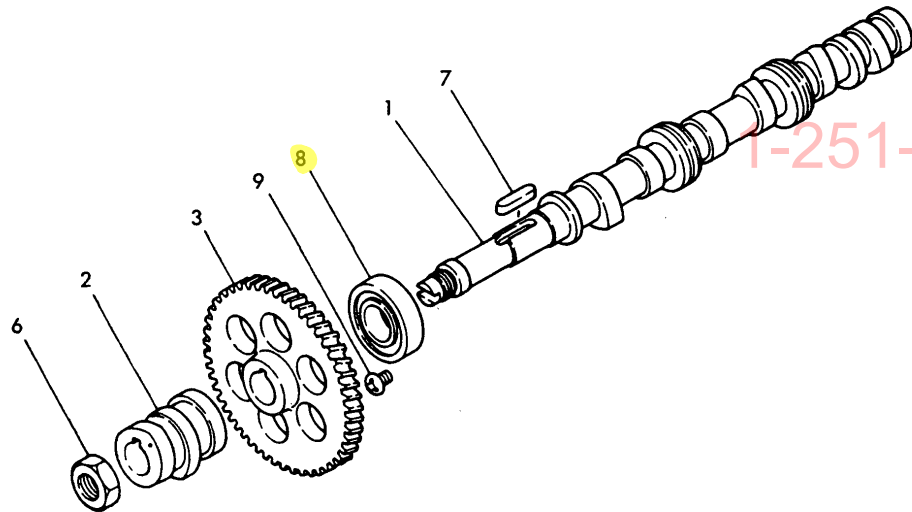
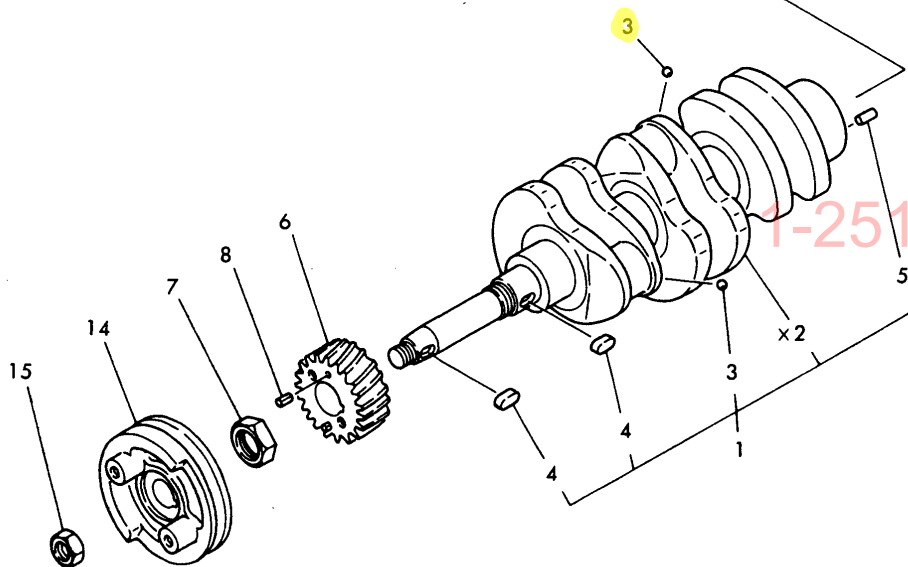
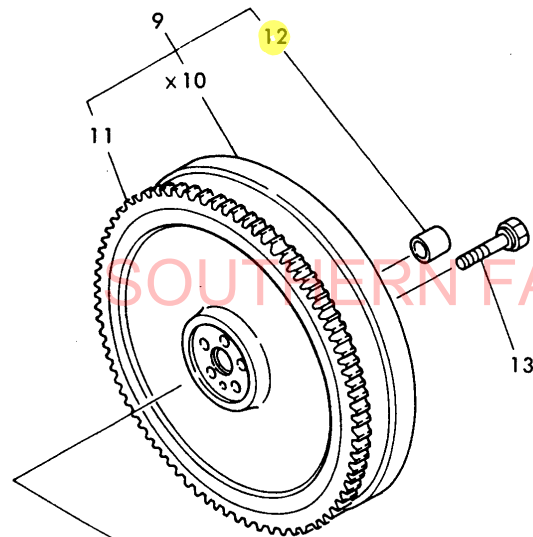


Fig.10. CRANKSHAFT & FLYWHEEL

Fig. 10 CRANKSHAFT & FLYWHEEL



(A)=3T75HA  
(B)=3T75HA-F  
(C)=3T75HA-S

(D)=  
(E)=  
(F)=

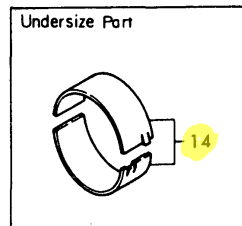
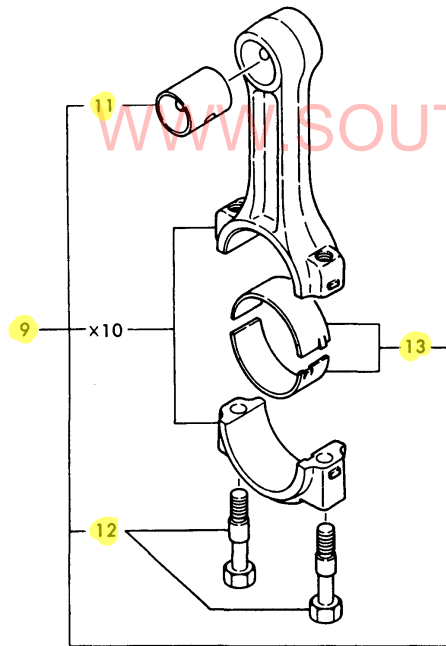
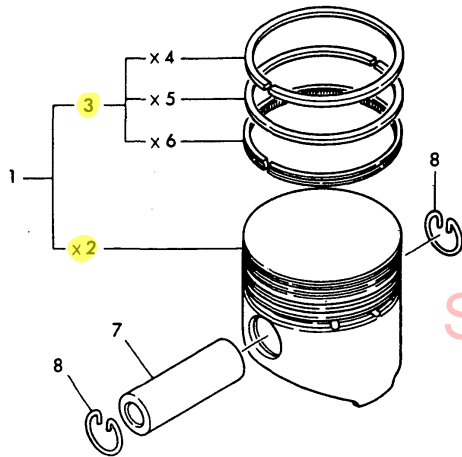
REF.	LEV.	PARTS NO.	DESCRIPTION	Q'TY						I	R
				(A)	(B)	(C)	(D)	(E)	(F)		
1	1	721500-21700	CRANKSHAFT ASSY	1	1	1					
3	2	27221-060100	PLUG 6X10	3							
3-1	2	24190-080001	BALL 1/4, STEEL	3	3	3					S
		(A=*)									
4	2	22512-070180	KEY 7X 18	2	2	2					
5	2	22312-080160	PARALLEL PIN 8X 16	1	1	1					
6	1	129350-21200	GEAR, CRANKSHAFT	1	1	1					
7	1	121450-21540	NUT,CRANK SHAFT GEAR	1	1						
7-1	1	121450-21541	NUT,CRANK SHAFT GEAR	1	1	1					S 1
		(A=*1982.12)	(B=*1982.12)								
8	1	22351-040008	SPRING PIN 4X 8	2	2	2					
9	1	121551-21590	FLYWHEEL W/RING GEAR	1	1	1					
11	2	129350-21600	GEAR, RING	1	1	1					
12	2	124450-21230	BUSH, PILOT	1	1	1					
13	1	105225-21500	BOLT, FLYWHEEL	5	5						
13-1	1	105225-21501	BOLT, FLYWHEEL	5	5	5					N
		(A=E/# 89449)	(B=E/# 89449)								
14	1	121551-21650	V-PULLEY	1	1	1					
15	1	26776-180002	NUT M18,LOCK	1	1	1					

WWW.SOUTHERNFARMEQUIPMENTIMPORTS.COM

1-251-957-2857

Fig.11. PISTON & CONNECTING ROD

Fig. 11 PISTON & CONNECTING ROD



Remarks  
 (1) UNDERSIZED(U.S=0.25) PART.

OCT10-G22301 11. PISTON & CONNECTING ROD

(A)=3T75HA  
 (B)=3T75HA-F  
 (C)=3T75HA-S

(D)=  
 (E)=  
 (F)=

REF.	LEV.	PARTS NO.	DESCRIPTION	Q'TY						I	R	
				(A)	(B)	(C)	(D)	(E)	(F)			
1	1	121550-22090	PISTON W/RINGS	3	3	3						
3	2	705311-22500	RING SET	3	3							
I	3-1	2 705311-22501	RING SET	3	3	3						N
		(A=E/# 93876) (B=E/# 93876)										
7	1	104200-22300	PIN, PISTON	3	3	3						
8	1	172100-22400	CIRCLIP	6	6	6						
9	1	721550-23100	ROD ASSY, CONNECTING	3	3	3						
11	2	124060-23100	BUSH, PISTON PIN	3	3	3						
12	2	121550-23200	BOLT, CONNECTING ROD	6	6	6						
13	2	721550-23600	BEARING, CRANKPIN	3	3	3						
14	1	121550-23380	BEARING,PIN US=0.25	6	6	6						1

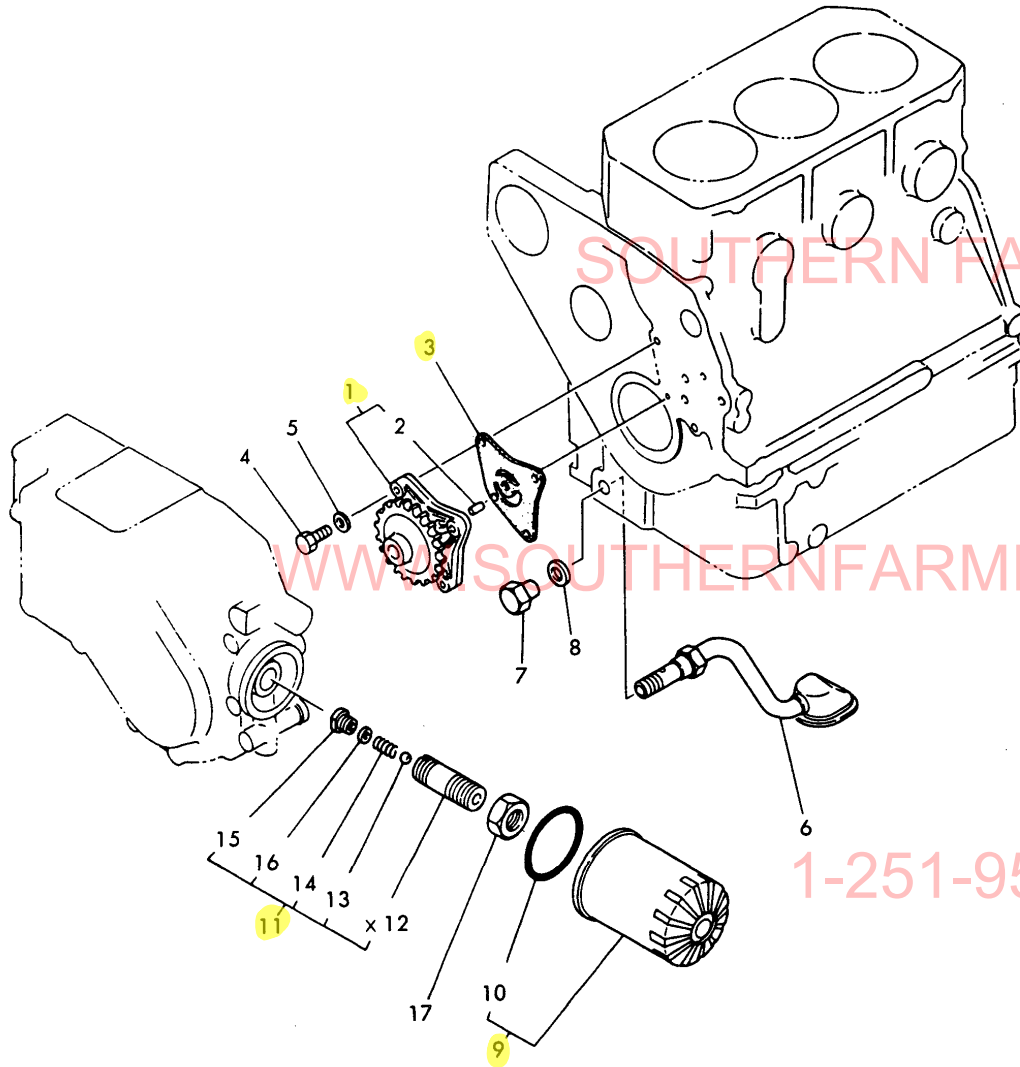
SOUTHERN FARM EQUIPMENT

WWW.SOUTHERNFARMEQUIPMENTIMPORTS.COM

1-251-957-2857

Fig.12. LUBRICATING OIL PUMP

Fig. 12 LUBRICATING OIL PUMP



OCT10-G22301 12. LUBRICATING OIL PUMP

(A)=3T75HA  
(B)=3T75HA-F  
(C)=3T75HA-S

(D)=  
(E)=  
(F)=

REF.	LEV.	PARTS NO.	DESCRIPTION	Q'TY						I	R
				(A)	(B)	(C)	(D)	(E)	(F)		
1	1	129350-32090	PUMP ASSY, LUB. OIL	1	1	1					
2	2	121450-32050	PARALLEL PIN	1	1	1					
3	1	121450-32021	GASKET, L.O.PUMP	1	1	1					
4	1	26116-060222	BOLT M 6X 22 PLATED	3	3						
4-1	1	26013-060222	BOLT M 6X 22	3	3	3					N
		(A=E/# 86878) (B=E/# 86878)									
5	1	22117-060000	WASHER 6	3	3						Z
		(A=E/# 86878) (B=E/# 86878)									
6	1	121550-35090	PIPE, OIL INLET	1	1						
6-1	1	121520-35090	PIPE, OIL INLET	1	1	1					N
		(A=*1982.02) (B=*1982.02)									
7	1	121550-35100	CAP NUT	1	1	1					
8	1	121550-35110	GASKET 18	1	1	1					
9	1	124450-35100	ELEMENT, LUB. OIL	1	1	1					
9-1	1	124550-35110	ELEMENT, LUB. OIL	1	1	1					N
		(A=FROM 1ST) (B=FROM 1ST) (C=FROM 1ST)									
10	2	124450-35110	O-RING, L.O.STRAINER	1	1	1					
11	1	121250-35300	VALVE ASSY, CONTROL	1							
11-1	1	124085-35300	VALVE ASSY, CONTROL	1	1	1					N
		(A=*1980.)									
13	2	24190-100001	BALL 5/16, STEEL	1	1	1					
14	2	121250-35320	SPRING	1	1	1					
15	2	121250-35330	RETAINER	1	1	1					
16	2	121250-35340	SHIM	1	1	1					
17	1	124450-35350	NUT	1	1						
17-1	1	124085-35350	LOCK NUT M20	1	1	1					N
		(A=*1981.) (B=*1981.)									

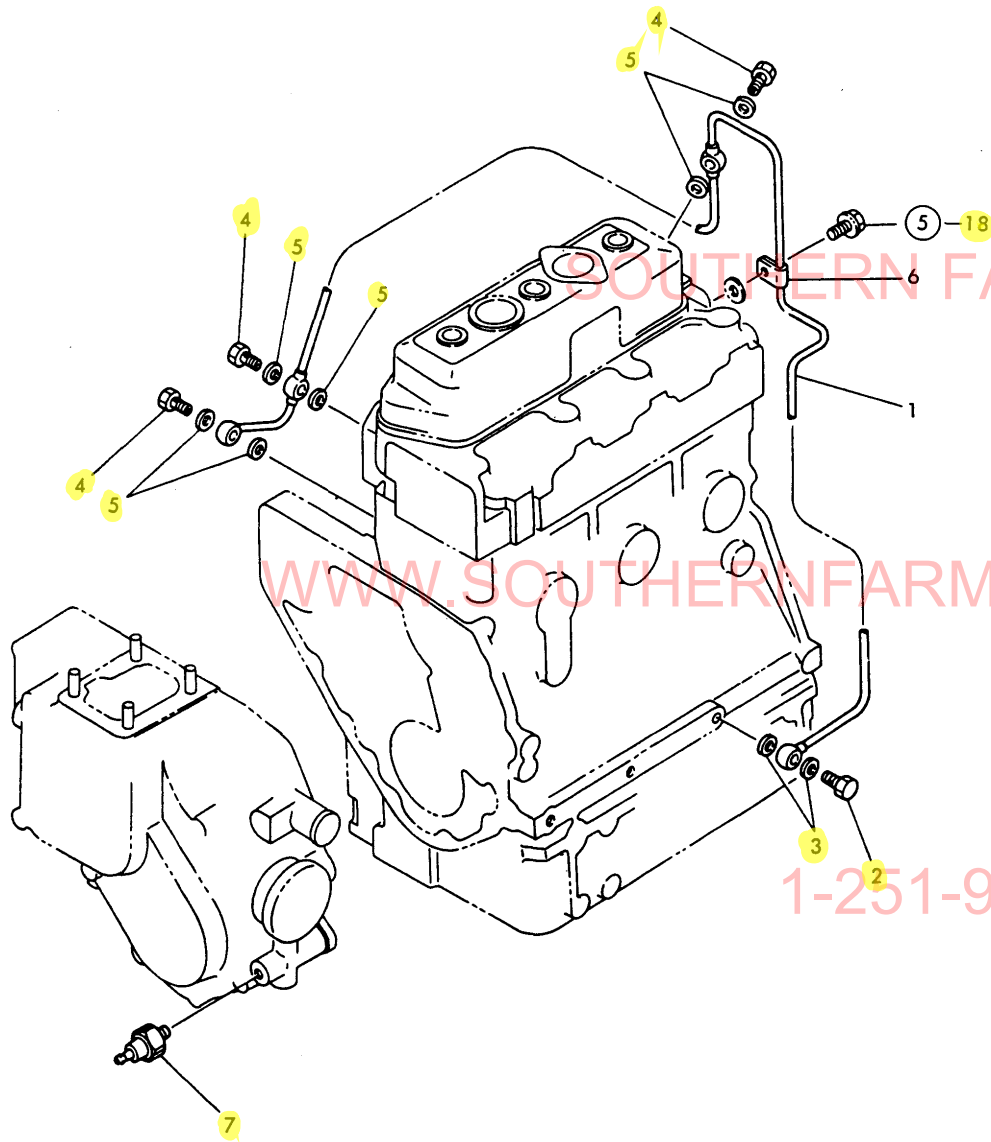
1-251-957-2857

Fig.13. LUBRICATING OIL LINES

(A)=3T75HA  
(B)=3T75HA-F  
(C)=3T75HA-S

(D)=  
(E)=  
(F)=

Fig. 13 LUBRICATING OIL LINES



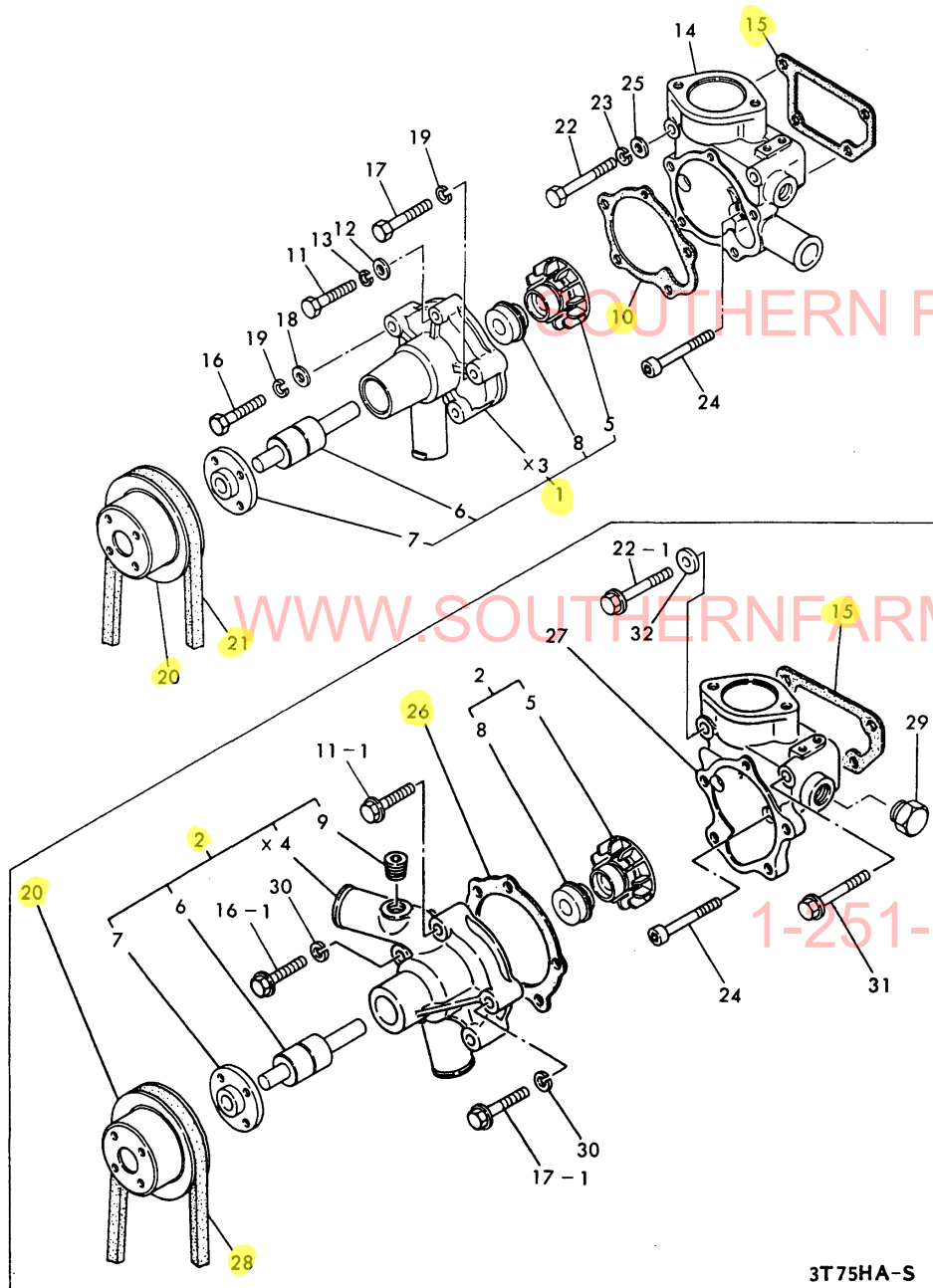
REF.	LEV.	PARTS NO.	DESCRIPTION	Q'TY						I	R
				(A)	(B)	(C)	(D)	(E)	(F)		
1	1	121550-39200	PIPE, LUB. OIL	1	1	1					
2	1	124160-39140	JOINT BOLT 10	1	1	1					
3	1	23414-100000	GASKET 10, ROUND	2	2	2					
4	1	124550-59820	BOLT 8, PIPE JOINT	3	3	3					
5	1	23414-080000	GASKET 8, ROUND	6	6	6					
6	1	124450-39240	RETAINER, PIPE	1	1	1					
7	1	124160-39450	SWITCH, OIL PRESSURE	1	1	1					

1-251-957-2857



Fig.14. COOLING WATER PUMP

Fig. 14 COOLING WATER PUMP



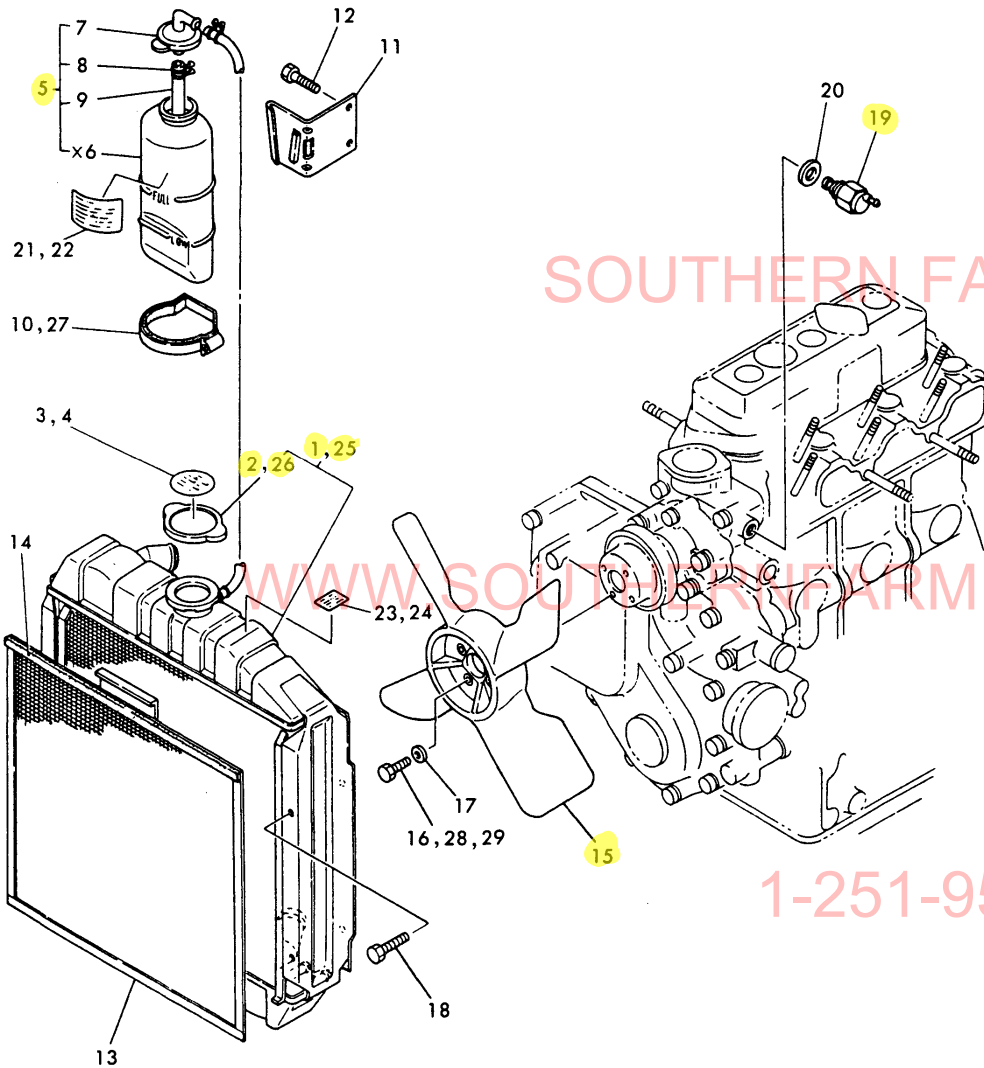
(A)=3T75HA  
(B)=3T75HA-F  
(C)=3T75HA-S

(D)=  
(E)=  
(F)=

REF.	LEV.	PARTS NO.	DESCRIPTION	Q'TY						I	R
				(A)	(B)	(C)	(D)	(E)	(F)		
1	1	121023-42100	PUMP ASSY, C. WATER	1	1						
2	1	121000-42100	PUMP ASSY, C. WATER			1					
5	2	129350-42200	IMPELLER	1	1	1					
6	2	121450-42240	SHAFT, IMPELLER	1	1	1					
7	2	121450-42260	FLANGE, V-PULLEY	1	1	1					
8	2	121450-42310	SEAL, MECHANICAL	1	1	1					
9	2	23871-030000	PLUG PT3/8,SCREW					1			
10	1	121450-42050	GASKET	1	1						
11	1	26116-060352	BOLT M 6X 35 PLATED	1	1						
11-1	1	26106-060322	BOLT M 6X 32 PLATED	1	1	1					N
		(A=*1982.11)	(B=*1982.11)								
12	1	22117-060000	WASHER 6	1	1						Z
		(A=*1982.11)	(B=*1982.11)								
13	1	22217-060000	SPRING WASHER 6	1							Z
		(A=*)									
14	1	121554-42120	BRACKET, C.W. PUMP	1	1						
15	1	121450-44410	GASKET, BRACKET	1	1	1					
16	1	26116-080402	BOLT M 8X 40 PLATED	3	3						
16-1	1	26106-080382	BOLT M 8X 38 PLATED	3	3	3					N
		(A=E/# 86878)	(B=E/# 86878)								
17	1	26116-080452	BOLT M 8X 45 PLATED	1	1						
17-1	1	26106-080402	BOLT M 8X 40 PLATED	1	1	1					N
		(A=E/# 86878)	(B=E/# 86878)								
18	1	22117-080000	WASHER 8	3	3						Z
		(A=E/# 86878)	(B=E/# 86878)								
19	1	22217-080000	SPRING WASHER 8	4	4						Z
		(A=E/# 86878)	(B=E/# 86878)								
20	1	121450-42350	V-PULLEY, C.W. PUMP	1	1	1					
21	1	121023-42290	V-BELT (A-33)	1	1						
22	1	26116-080602	BOLT M 8X 60 PLATED	2	2						
22-1	1	26106-080552	BOLT M 8X 55 PLATED	2	2	1					N
		(A=*1982.11)	(B=*1982.11)								
23	1	22217-080000	SPRING WASHER 8	2	2						Z
		(A=*1982.11)	(B=*1982.11)								
24	1	26450-080452	BOLT M 8X 45	2	2	2					
25	1	22117-080000	WASHER 8	2	2						W
		(A=*)	(B=*)								
25-1	1	22117-080000	WASHER 8	2	2						Z
		(A=*1982.11)	(B=*1982.11)								
26	1	121000-42051	GASKET, C.W.PUMP			1					
27	1	121554-42140	BRACKET, C.W.PUMP			1					
28	1	124736-42290	V-BELT (A-34)			1					
29	1	121450-42450	PLUG M16			1					
30	1	22217-080000	SPRING WASHER 8			4					
31	1	26106-080602	BOLT M 8X 60 PLATED			1					
32	1	43400-500410	SEAL WASHER 8			1					

Fig.15. RADIATOR

Fig. 15 RADIATOR



(A)=3T75HA  
(B)=3T75HA-F  
(C)=3T75HA-S

(D)=  
(E)=  
(F)=

REF.	LEV.	PARTS NO.	DESCRIPTION	QTY						I	R
				(A)	(B)	(C)	(D)	(E)	(F)		
1	1	121554-44500	RADIATOR	1	1						
2	2	124450-44590	CAP, RADIATOR	1	1						
3	1	124764-44800	LABEL, RADIATOR	1		1					
4	1	124740-44800	LABEL, RADIATOR		1						
5	1	121520-44510	TANK ASSY, RESERVOIR	1	1	1					
7	2	121450-44530	CAP, RESERVOIR TANK	1	1	1					
8	2	124450-44560	CLAMP	1	1	1					
9	2	23061-070145	PIPE 7X 145	1	1						
9-1	2	23065-070145	PIPE 7X 145	1	1	1					N
		(A=*) (B=*)									
10	1	124450-44550	CLAMP, SUB-TANK	1	1						
10-1	1	121750-44550	CLAMP, RESERVOIR	1		1					N
		(A=*1982.) (B=*1982.)									
11	1	121554-44540	BRACKET, RESERVOIR	1	1	1					
12	1	26116-060102	BOLT M 6X 10 PLATED	2	2						
I 12-1	1	26106-060122	BOLT M 6X 12 PLATED	2	2	2					N
		(A=E/# 91265) (B=E/# 91265)									
13	1	121462-44580	SCREEN, RADIATOR	1	1	1					
14	1	121454-44590	PAD	1	1	1					
15	1	121450-44740	FAN, COOLING	1	1	1					
16	1	26116-060162	BOLT 6X16	4	4						
16-1	1	26014-060182	BOLT M 6X 18	4							N
		(A=E/# 94928)									
17	1	22117-060000	WASHER 6	4	4						Z
		(A=E/# 94928)									
18	1	26116-080122	BOLT M 8X 12 PLATED	4	4						
18-1	1	26106-080122	BOLT M 8X 12 PLATED	4	4	4					N
		(A=*1982.11) (B=*1982.11)									
19	1	121250-44901	SWITCH, THERMO.	1	1	1					
20	1	124465-44950	GASKET 16	1	1	1					
21	1	124764-44810	LABEL, SUB-TANK	1		1					
22	1	124740-44810	LABEL, SUB-TANK		1						
23	1	124764-44920	LABEL, ANTI-FREEZING	1		1					
24	1	124740-44920	LABEL, ANTI-FREEZING		1						
25	1	121554-44511	RADIATOR						1		
26	2	124450-44590	CAP, RADIATOR			1					
27	1	124450-44550	CLAMP, SUB-TANK		1						W
		(B=FROM 1ST)									
28	1	26106-060142	BOLT M 6X 14 PLATED		4						W
		(B=*1982.11)									
29	1	26014-060302	BOLT W/WASHER 6X 30			4					

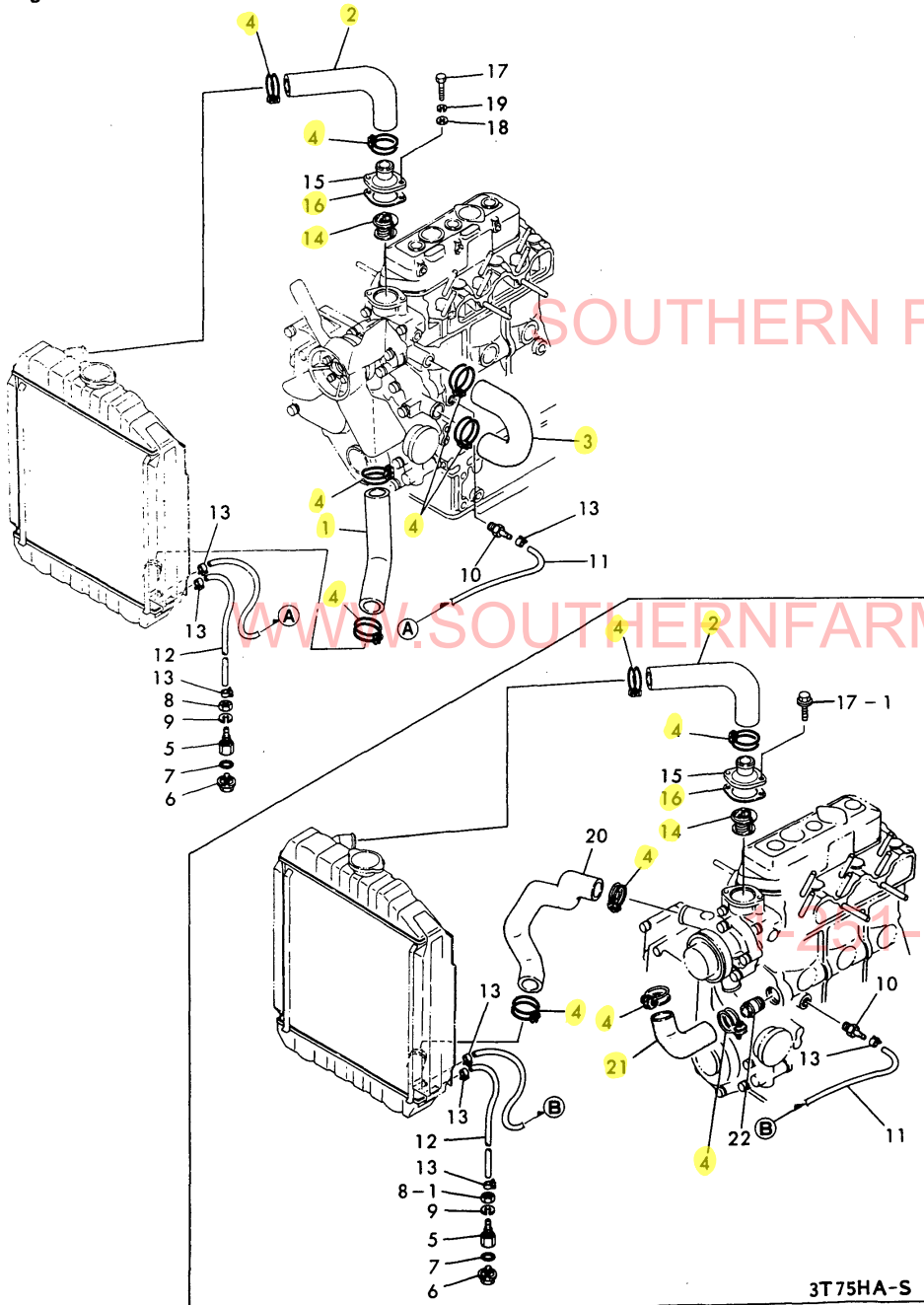
1-251-957-2857

Fig.16. COOLING WATER LINES

(A)=3T75HA  
(B)=3T75HA-F  
(C)=3T75HA-S

(D)=  
(E)=  
(F)=

Fig. 16 COOLING WATER LINES



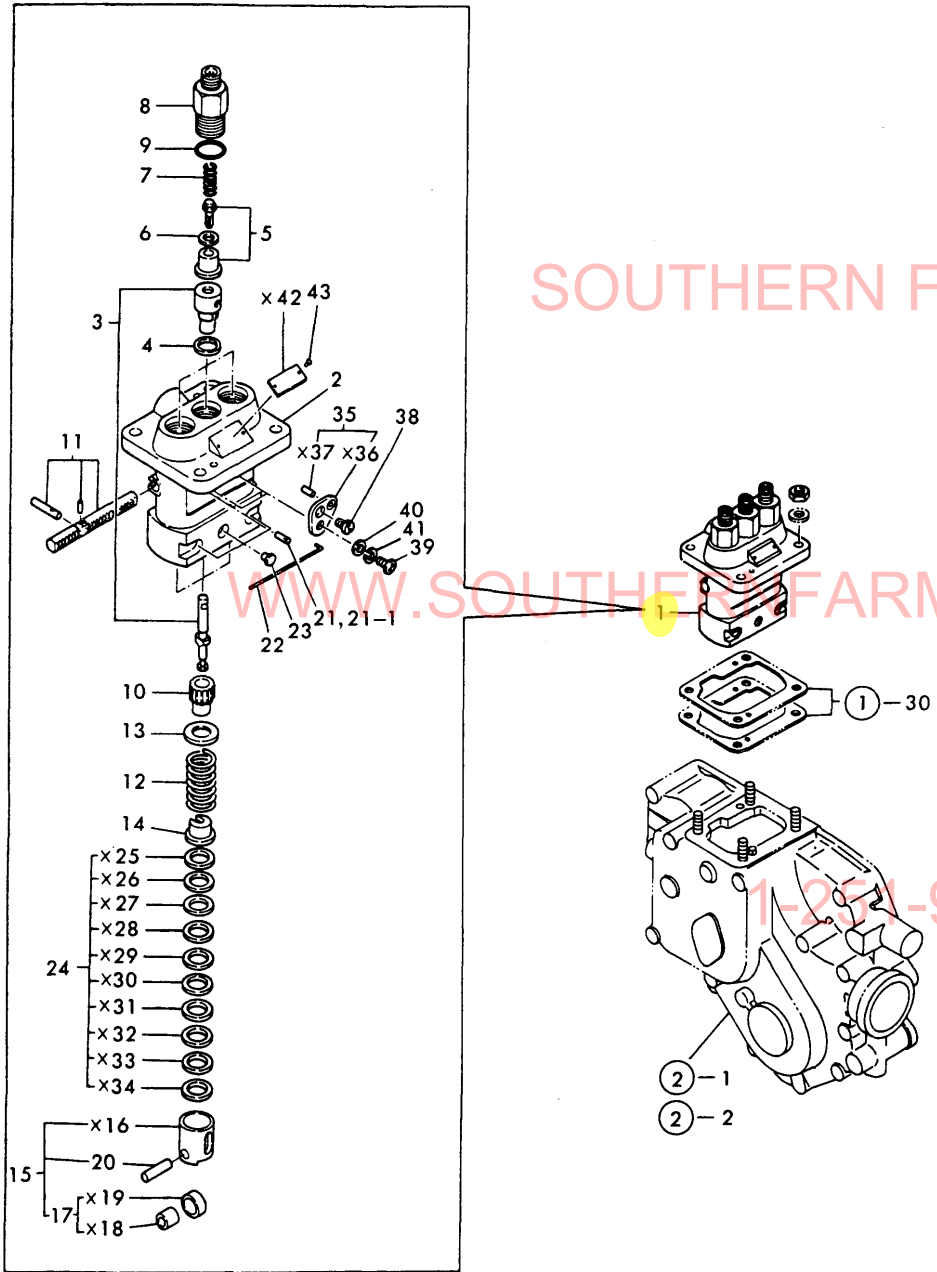
REF.	LEV.	PARTS NO.	DESCRIPTION	Q'TY						I	R
				(A)	(B)	(C)	(D)	(E)	(F)		
1	1	121450-49020	PIPE, COOLING WATER	1	1						
2	1	129350-49010	PIPE, COOLING WATER	1	1	1					
3	1	121450-49030	PIPE, COOLING WATER	1	1						
4	1	23010-038000	CLAMP 38	6	6	6					
5	1	129350-49130	BODY, DRAIN COCK	1	1	1					
6	1	129350-49120	PLUG, WATER DRAIN	1	1	1					
7	1	24311-000120	O-RING 1A P 12.0	1	1	1					
8	1	26776-100002	LOCK NUT M10 PLATED	1	1						
8-1	1	26696-100002	LOCK NUT M10	1	1	1					N
		(A=*1982.11) (B=*1982.11)									
9	1	22217-100000	SPRING WASHER 10	1	1	1					
10	1	121550-49111	JOINT PT1/4	1	1	1					
11	1	121250-49160	PIPE, WATER DRAIN	1	1	1					
12	1	121454-49160	PIPE, WATER DRAIN	1	1	1					
13	1	124766-59050	CLAMP 12	4	4	4					
14	1	129350-49800	THERMOSTAT	1	1	1					
15	1	129350-49530	COVER, THERMOSTAT	1	1	1					
16	1	129350-49540	GASKET, THERMO.	1	1	1					
I 16-1	1	129350-49541	GASKET, (NON-ASB.)	1	1	1					N
		(A=E/# B0116) (B=E/# B0116) (C=E/# B0116)									
17	1	26116-080222	BOLT M 8X 22 PLATED	2	2						
17-1	1	26106-080182	BOLT M 8X 18 PLATED	2	2	2					N
		(A=*1982.11) (B=*1982.11)									
18	1	22117-080000	WASHER 8	2	2						Z
		(A=*1982.11) (B=*1982.11)									
19	1	22217-080000	SPRING WASHER 8	2	2						Z
		(A=*1982.11) (B=*1982.11)									
20	1	121554-49020	PIPE (B), C. WATER								1
21	1	121554-49040	PIPE (C), C. WATER								1
22	1	124160-49480	JOINT, PIPE								1

Fig.17. FUEL INJECTION PUMP

(A)=3T75HA  
(B)=3T75HA-F  
(C)=3T75HA-S

(D)=  
(E)=  
(F)=

Fig. 17 FUEL INJECTION PUMP



SOUTHERN FARM EQUIPMENT IMPORTS.COM  
1-251-957-2857

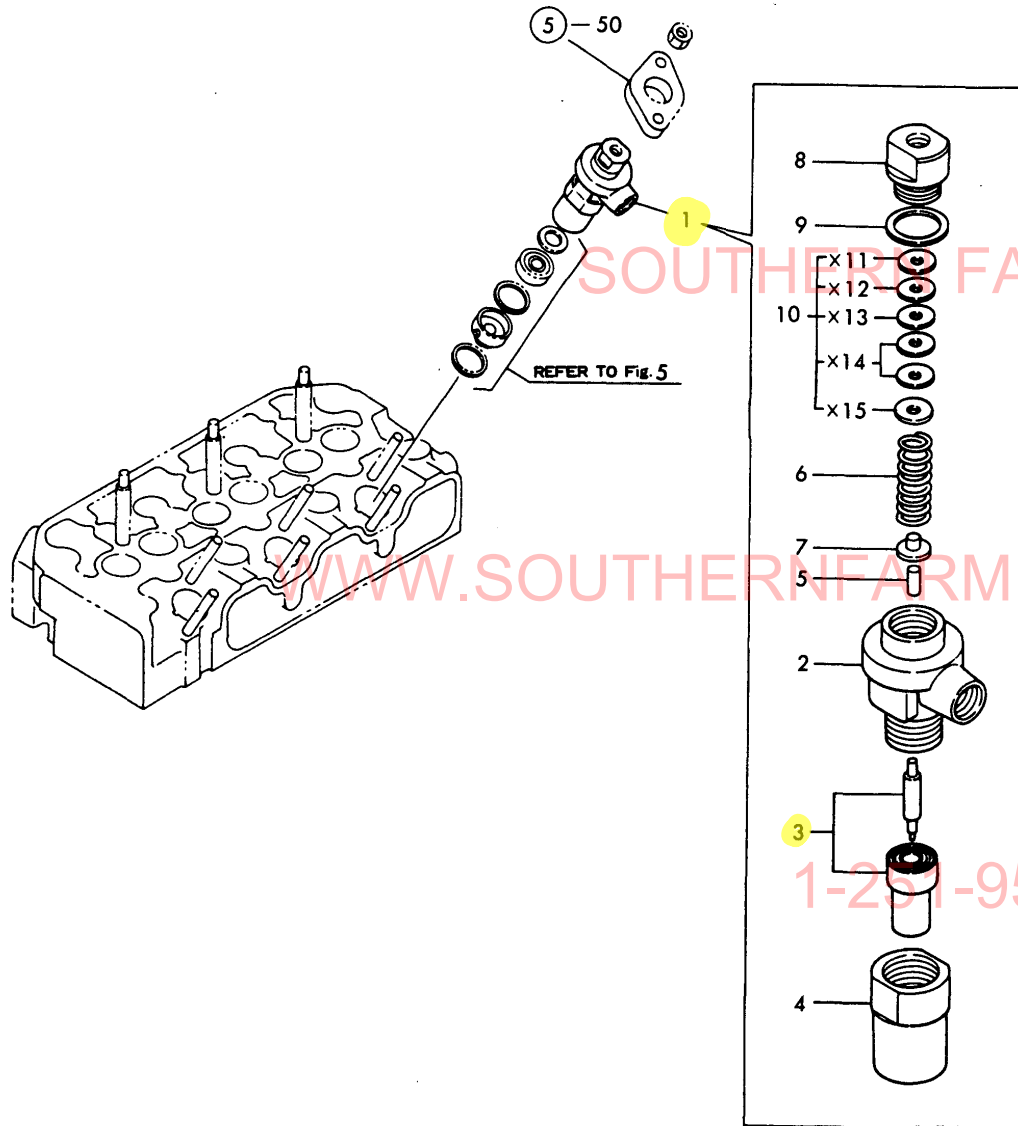
REF.	LEV.	PARTS NO.	DESCRIPTION	Q'TY						I	R
				(A)	(B)	(C)	(D)	(E)	(F)		
1	1	721550-51700	PUMP ASSY. F.INJECT.	1	1	1					
2	2	121450-51010	BODY, FUEL I. PUMP	1	1	1					
3	2	121550-51100	PLUNGER W/BARREL	3	3	3					
4	2	124950-51270	GASKET	3	3	3					
5	2	124060-51300	VALVE W/SEAT, DELIV.	3	3	3					
6	2	124550-51350	GASKET, DELIVERY	3	3	3					
7	2	124550-51320	SPRING, DELIV. VALVE	3	3	3					
8	2	124550-51341	RETAINER	3	3	3					
9	2	124550-51370	O-RING, DELIVERY	3	3	3					
10	2	124950-51510	PINION	3	3	3					
11	2	121450-51500	RACK, CONTROL	1	1	1					
12	2	124950-51190	SPRING, PLUNGER	3	3	3					
13	2	174307-51170	RETAINER A	3	3	3					
14	2	174307-51181	RETAINER B	3	3	3					
15	2	724550-51520	GUIDE ASSY, PLUNGER	3	3	3					
17	3	711100-51540	ROLLER ASSY	3	3	3					
20	3	174100-54120	PIN, ROLLER	3	3	3					
21	2	103854-51251	PIN, PLUNGER	3	3						
21-1	2	103854-51251	PIN, PLUNGER	1	1	1					K
		(A=*) (B=*)									
22	2	121150-51460	PIN	1	1	1					
23	2	124950-51450	PIECE, GUIDE	3	3	3					
24	2	174307-51700	SHIM SET	3	3	3					
35	2	124950-51640	SHIM SET, CONTROL	2	2	2					
36	3	124950-51650	PLATE	2	2	2					
37	3	124950-51670	PIN	2	2	2					
38	2	103854-51660	SCREW	2	2	2					
39	2	26587-050102	SCREW M 5X 10	2	2	2					
40	2	22137-050000	WASHER 5, POLISHED	2	2						
40-1	2	22117-050000	WASHER 5	2	2	2					N
		(A=*) (B=*)									
41	2	22217-050000	SPRING WASHER 5	2	2	2					
43	2	124220-51890	RIVET, LABEL	2	2	2					

Fig.18. FUEL INJECTION VALVE

(A)=3T75HA  
(B)=3T75HA-F  
(C)=3T75HA-S

(D)=  
(E)=  
(F)=

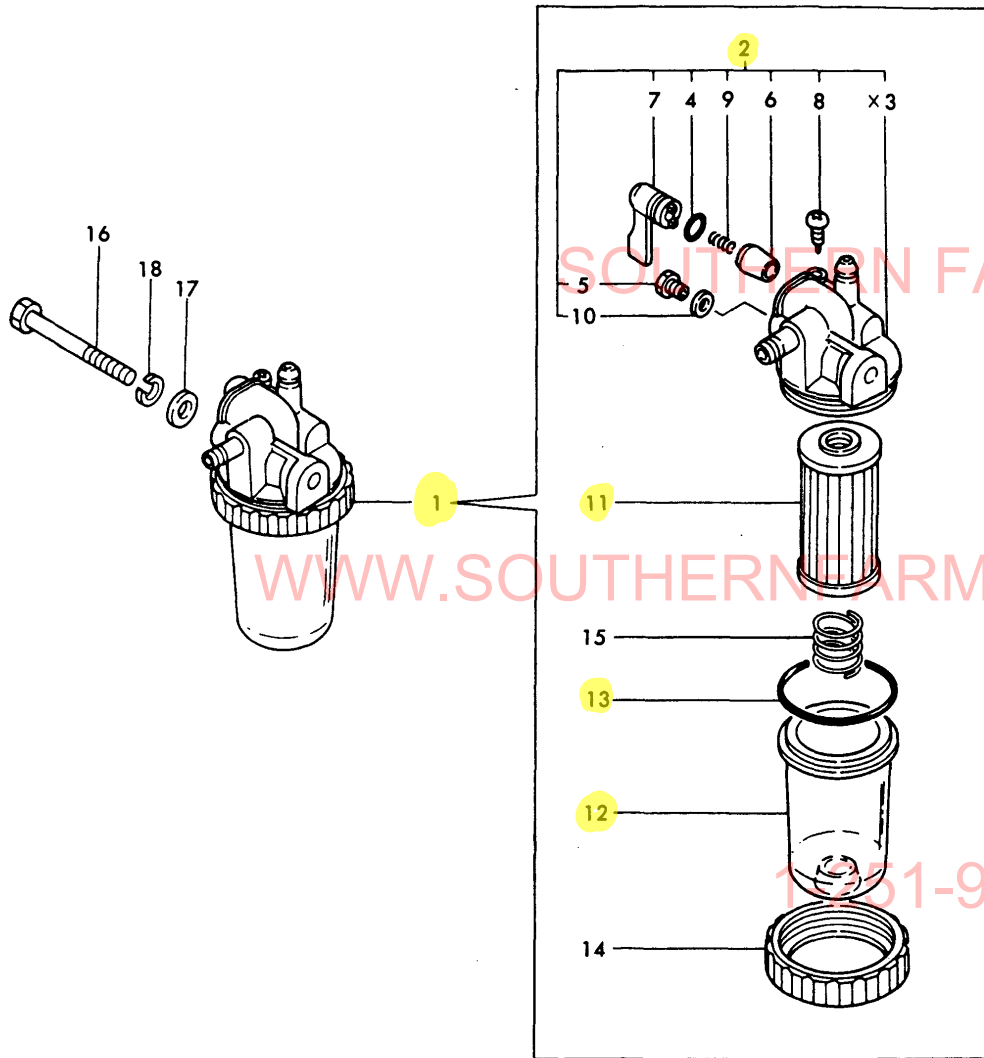
Fig. 18 FUEL INJECTION VALVE



REF.	LEV.	PARTS NO.	DESCRIPTION	Q'TY						I	R
				(A)	(B)	(C)	(D)	(E)	(F)		
1	1	724060-53101	VALVE ASSY, F.INJECT	3	3	3					
2	2	103854-53100	BODY, F.I. VALVE	3	3	3					
3	2	124770-53000	NOZZLE ASSY,F.INJECT	3	3	3					
4	2	104200-53080	HOLDER, VALVE W/CASE	3	3	3					
5	2	113200-53110	SPINDLE, INTER	3	3	3					
6	2	103854-53120	SPRING, NOZZLE	3	3	3					
7	2	113200-53120	SHOE, SPRING	3	3	3					
8	2	103854-53180	RETAINER, NOZ.SPRING	3	3	3					
9	2	172100-53200	GASKET	3	3	3					
10	2	110250-53150	SHIM SET	3	3	3					

Fig.19. FUEL STRAINER

Fig. 19 FUEL STRAINER



(A)=3T75HA  
(B)=3T75HA-F  
(C)=3T75HA-S

(D)=  
(E)=  
(F)=

REF.	LEV.	PARTS NO.	DESCRIPTION	Q'TY						I	R
				(A)	(B)	(C)	(D)	(E)	(F)		
1	1	121454-55600	STRAINER ASSY, FUEL	1	1	1					
2	2	721257-55540	COCK ASSY, FUEL	1	1	1					
4	3	24311-240100	O-RING 1A P-10A	1	1	1					
5	3	101720-55750	PLUG 6	2	2	2					
6	3	104200-55321	VALVE, TAPER	1	1	1					
7	3	104200-55341	HANDLE, COCK	1	1	1					
8	3	104200-55750	SCREW M 4	1	1	1					
9	3	104200-55330	SPRING, TAPER VALVE	1	1	1					
10	3	23418-060000	GASKET 6, NYLON	2	2	2					
11	2	124550-55700	ELEMENT, FUEL	1	1	1					
12	2	121254-55510	CUP, STRAINER	1	1	1					
13	2	102103-55520	O-RING	1	1	1					
14	2	110250-55610	RING, RETAINING	1	1	1					
15	2	121250-55620	SPRING	1	1	1					
16	1	26116-080702	BOLT M 8X 70 PLATED	1	1						
16-1	1	26106-080652	BOLT M 8X 65 PLATED	1	1	1					N
		(A=E/# 86878) (B=E/# 86878)									
17	1	22117-080000	WASHER 8	1	1						Z
		(A=E/# 86878) (B=E/# 86878)									
18	1	22217-080000	SPRING WASHER 8	1	1						Z
		(A=E/# 86878) (B=E/# 86878)									

WWW.SOUTHERNFARMEQUIPMENTIMPORTS.COM

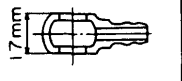
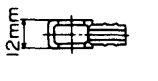
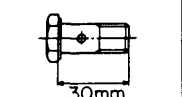
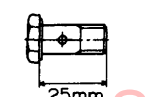
1-51-957-2857

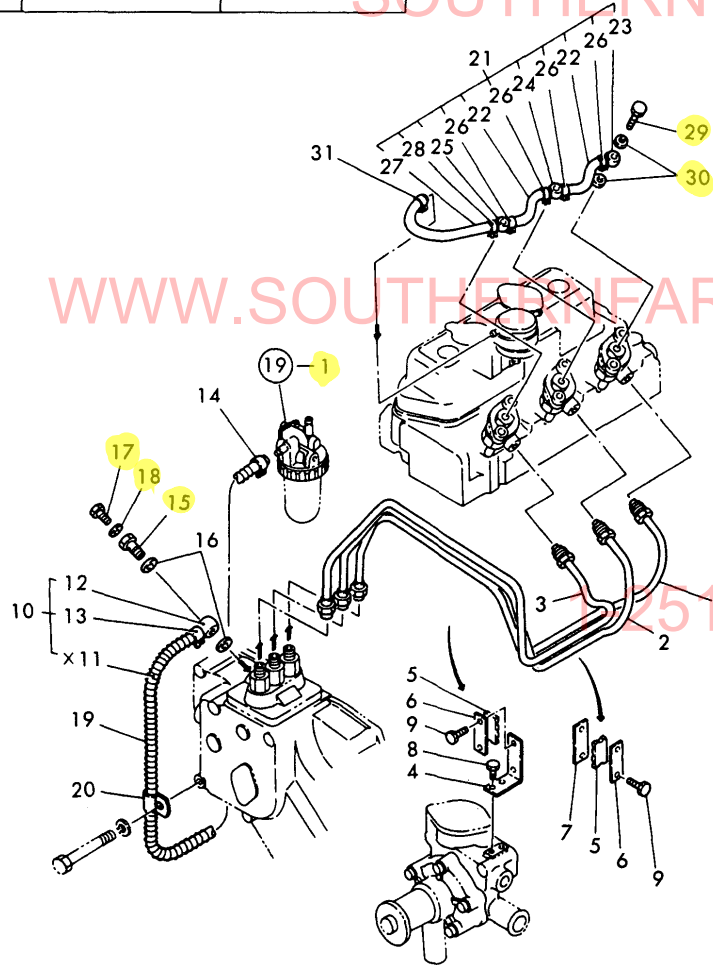
Fig.20. FUEL LINES

(A)=3T75HA  
(B)=3T75HA-F  
(C)=3T75HA-S

(D)=  
(E)=  
(F)=

Fig. 20 FUEL LINES

Ref.No	OLD TYPE	NEW TYPE
12		
15		

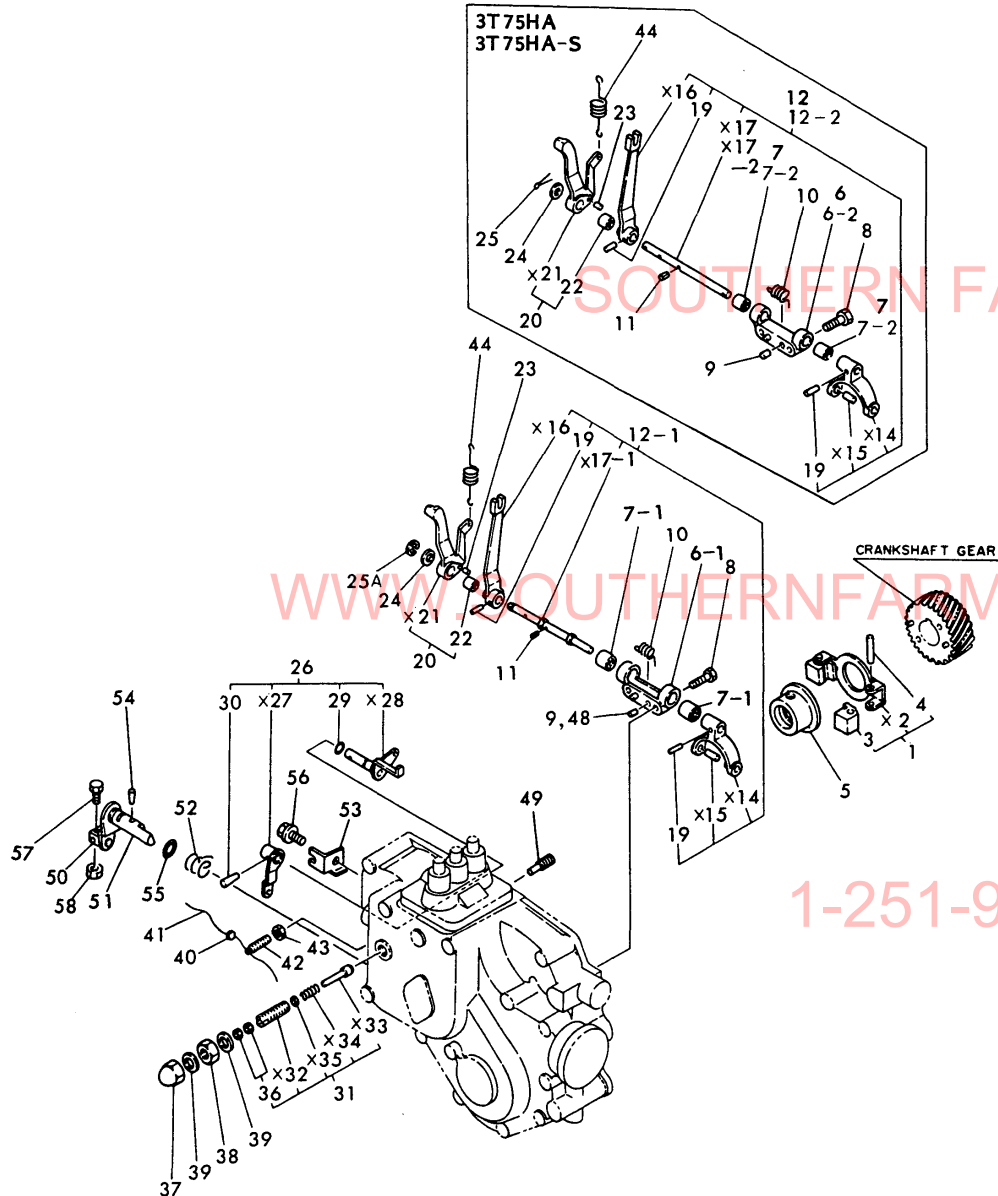


REF.	LEV.	PARTS NO.	DESCRIPTION	QTY						I	R
				(A)	(B)	(C)	(D)	(E)	(F)		
1	1	121522-59810	PIPE (A), F. INJECT	1	1						
1-1	1	171051-59810	PIPE (1), F. INJECT.	1	1	1					N
		(A=*) (B=*)									
2	1	121554-59820	PIPE (B), F. INJECT.	1	1						
2-1	1	171051-59820	PIPE (2), F. INJECT.	1	1	1					N
		(A=*) (B=*)									
3	1	121522-59830	PIPE, FUEL INJECTION	1	1						
3-1	1	171051-59830	PIPE (3), F. INJECT.	1	1	1					N
		(A=*) (B=*)									
4	1	121450-59850	BRACKET (A)	1	1	1					
5	1	123325-59100	RETAINER	2	2	2					
6	1	123325-59110	COVER	2	2	2					
7	1	121250-59860	RETAINER (B)	1	1	1					
8	1	26116-060102	BOLT M 6X 10 PLATED	2	2	2					
9	1	26116-060162	BOLT M 6X 16 PLATED	4	4						
9-1	1	121465-59950	BOLT M 6X 16, PLATED	4	4	4					N
		(A=E/# 86878) (B=E/# 86878)									
10	1	121454-59010	PIPE ASSY, FUEL OIL	1							
10-1	1	121454-59011	PIPE ASSY, FUEL OIL	1	1	1					S 1
		(A=*1981.09)									
12	2	124250-59260	JOINT, PIPE	1							
12-1	2	101304-59020	JOINT 12, PIPE	1	1	1					S 1
		(A=*1981.09)									
13	2	124766-59050	CLAMP 12	1	1	1					
14	1	124766-59050	CLAMP 12	1	1	1					
15	1	124060-59391	BOLT, JOINT	1							
15-1	1	103854-59201	BOLT, JOINT	1	1	1					S 1
		(A=*1981.09)									
16	1	104200-59170	GASKET 12	2	2	2					
17	1	124060-59380	PLUG	1	1	1					
18	1	43400-500390	SEAL WASHER 6	1	1	1					
19	1	121454-59060	SPRING, PIPE PROTECT	1	1	1					
20	1	124160-01650	CLAMP	1	1	1					
21	1	121551-59500	PIPE, FUEL RETURN	1	1	1					
22	2	121450-59550	PIPE, FUEL RETURN	2	2	2					
23	2	124550-59030	JOINT 8, PIPE	1	1	1					
24	2	124550-59090	JOINT, PIPE	1	1	1					
25	2	121750-59090	JOINT 8, PIPE	1	1	1					
26	2	124066-59100	CLAMP 8	4	4	4					
27	2	121750-59560	PIPE, FUEL RETURN	1	1	1					
28	2	124060-77680	CLAMP 10	1	1	1					
29	1	101147-59810	BOLT, PIPE JOINT	3	3	3					
30	1	23414-080012	GASKET 8	6	6	6					
31	1	124060-77680	CLAMP 10	1	1	1					



Fig.21. GOVERNOR MECHANISM

Fig. 21 GOVERNOR MECHANISM



(A)=3T75HA  
(B)=3T75HA-F  
(C)=3T75HA-S

(D)=  
(E)=  
(F)=

REF.	LEV.	PARTS NO.	DESCRIPTION	Q'TY						I	R
				(A)	(B)	(C)	(D)	(E)	(F)		
1	1	121450-61100	SUPPORT ASSY, GOV.	1	1						
1-1	1	121450-61101	SUPPORT ASSY, GOV.	1	1	1					S 1
		(A=*1982.12)	(B=*1982.12)								
3	2	104200-61200	WEIGHT, GOVERNOR	2	2	2					
4	2	172200-61220	PIN, GOVERNOR WEIGHT	2	2						
4-1	2	119660-61220	PIN, GOVERNOR WEIGHT	2	2	2					N
		(A=E/# 97414)	(B=T/# 97414)								
5	1	129350-61600	SLEEVE, GOVERNOR	1	1	1					
6	1	121450-61620	SUPPORT	1							
6-1	1	121520-61620	SUPPORT, LEVER SHAFT	1	1						S 2
		(A=*1981.08)									
6-2	1	121567-61620	SUPPORT, LEVER SHAFT	1		1					S 3
		(A=E/# 87718)									
7	1	121450-61520	NEEDLE BEARING FJ810		2						
7-1	1	121520-61520	BEARING, NEEDLE	2	2						S 2
		(A=*1981.08)									
7-2	1	121567-61640	BUSH, GOV.SHAFT	2		2					S 3
		(A=E/# 87718)									
8	1	26116-060222	BOLT M 6X 22 PLATED	2	2						
8-1	1	26106-060222	BOLT M 6X 22 PLATED	2	2	2					N
		(A=*1982.11)	(B=*1982.11)								
9	1	22312-040080	PIN 4X8, STRAIGHT	2	2	2					
10	1	121450-61631	SPRING	1	1	1					
11	1	22351-030010	SPRING PIN 3X10	1	1	1					
12	1	121450-61000	LEVER ASSY, GOVERNOR	1							
12-1	1	121450-61001	LEVER ASSY, GOVERNOR	1	1						S 2
		(A=*1981.08)									
12-2	1	121567-61000	LEVER ASSY, GOVERNOR	1		1					S 3
		(A=E/# 87718)									
19	2	22322-030180	TAPER PIN 3X18	2	2	2					
20	1	121450-66180	LEVER ASSY, LIMIT	1	1	1					W 4
		(A=*1981.04)	(B=FROM 1ST)	(C=FROM 1ST)							
21	1	121450-66160	LEVER, LIMIT FUEL OIL	1							Z
		(A=*1981.04)									
22	1	121450-61520	NEEDLE BEARING FJ810	1							Z
		(A=*1981.04)									
22-1	2	121450-66171	BUSH, GOV. SHAFT	1	1						W 4
		(A=*1981.04)	(B=FROM 1ST)								
22-2	2	121450-66170	BUSH, GOV. SHAFT	1	1	1					N
		(A=*1982.08)	(B=*1982.08)								
23	1	22312-030080	PARALLEL PIN 3X 8	1	1	1					
24	1	22137-080000	WASHER 8, POLISHED	1	1	1					
25	1	22417-300150	COTTER PIN 3.0X15	1	1	1					
25A	1	22272-000060	CIRCLIP E- 6	1							W 2
		(A=*1981.08)									
25A-1	1	22272-000060	CIRCLIP E- 6	1							Z
		(A=*)									
25A-2	1	22272-000060	CIRCLIP E- 6		1						W
		(B=FROM 1ST)									
26	1	121520-66000	LEVER ASSY,REGULATOR	1	1						
26-1	1	121454-66002	LEVER ASSY,REGULATOR	1	1	1					N

N:Old New, Q:Old New, R:Old New, S:Old New, W:Add, Z:Discontinued, F:Interchangeable by set, K:Q'ty Change  
 ++ CONTINUE ++  
 (C)Copy Rights YANMAR CO.,LTD.

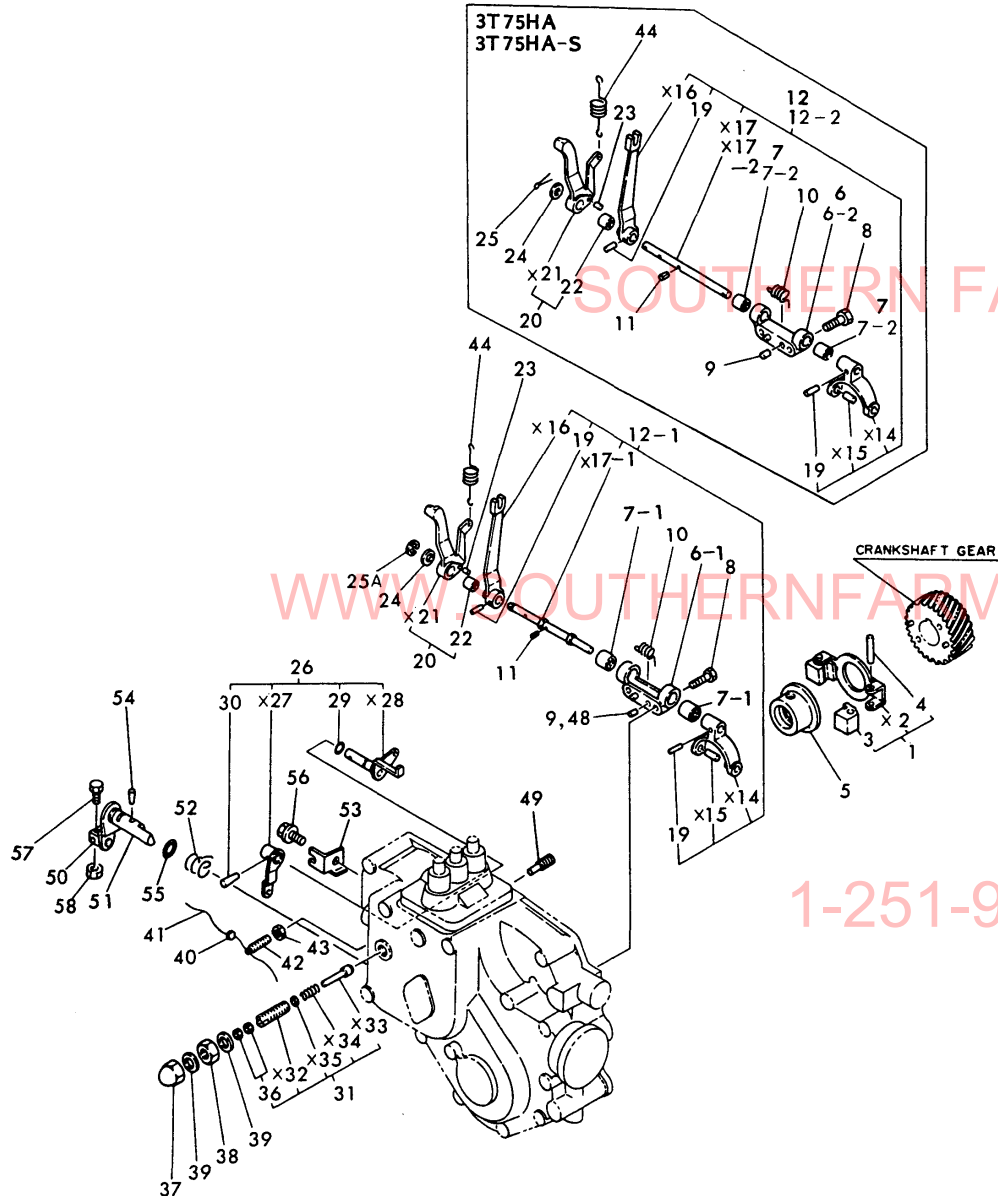


Fig.21. GOVERNOR MECHANISM

(A)=3T75HA  
(B)=3T75HA-F  
(C)=3T75HA-S

(D)=  
(E)=  
(F)=

Fig. 21 GOVERNOR MECHANISM



REF.	LEV.	PARTS NO.	DESCRIPTION	Q'TY						I	R
				(A)	(B)	(C)	(D)	(E)	(F)		
		(A=E/# 93025)	(B=E/# 93025)								
29	2	24311-000070	O-RING 1A P-7.0	1	1	1					
30	2	22322-030200	TAPER PIN 3X20	1	1	1					
31	1	121520-66550	TORQUE SPRING ASSY	1	1	1					
36	2	26756-050002	LOCK NUT M 5 PLATED	2	2	2					
37	1	26687-120002	CAP NUT M12	1	1	1					
38	1	26736-120002	NUT M12	1	1	1					
39	1	43400-500450	SEAL WASHER 12	2	2	2					
40	1	135210-61090	LEAD	1	1	1					
41	1	22451-100000	WIRE 1.0	1	1						
41-1	1	22451-060000	WIRE 0.6	1	1	1					N
		(A=*)	(B=*)								
42	1	121454-66420	ADJUSTER	1	1	1					
43	1	124550-66370	LOCK NUT M 6	1	1	1					
44	1	121520-66010	SPRING, REGULATOR	1	1	1					
48	1	22351-040008	SPRING PIN 4X 8		2						W
		(B=*)									
49	1	124250-03640	SCREW, STOP								1
50	1	104211-03770	PLATE								1
51	1	121551-66520	LEVER, ENG. STOP								1
52	1	121551-66580	SPRING, RETURN								1
53	1	121551-66900	SUPPORT, STOP WIRE								1
54	1	22322-030160	TAPER PIN 3X16								1
55	1	24311-000090	O-RING 1A P-9.0								1
56	1	26106-060122	BOLT M 6X 12 PLATED								1
57	1	26116-050128	BOLT M 5X 12 PLATED								1
58	1	26756-050002	LOCK NUT M 5 PLATED								1

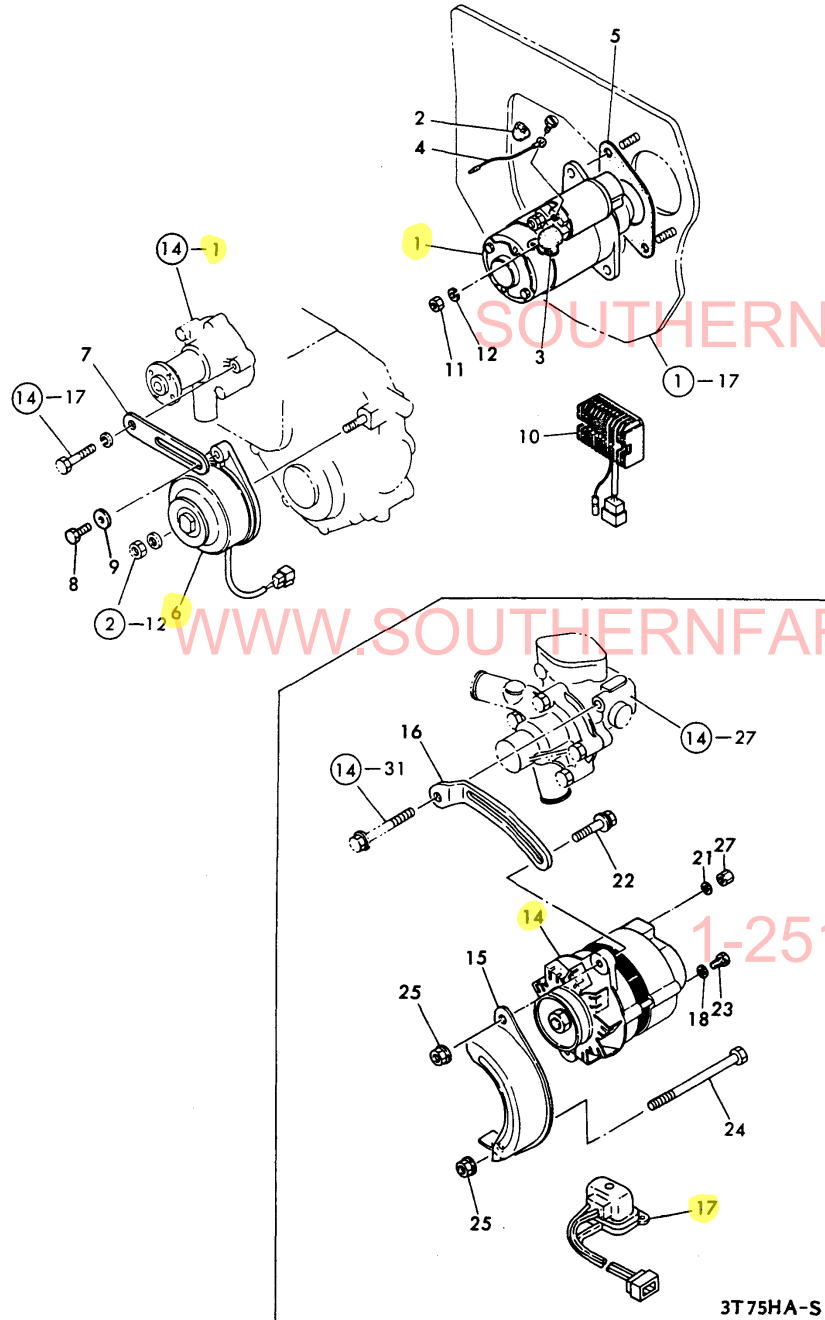
1-251-957-2857

Fig.22. ELECTRIC EQUIPMENT

(A)=3T75HA  
(B)=3T75HA-F  
(C)=3T75HA-S

(D)=  
(E)=  
(F)=

Fig. 22 ELECTRIC EQUIPMENT



REF.	LEV.	PARTS NO.	DESCRIPTION	Q'TY						I	R
				(A)	(B)	(C)	(D)	(E)	(F)		
1	1	124250-77012	STARTER (S12-77A)	1	1	1					
2	1	124550-77020	COVER, TERMINAL	1	1	1					
3	1	124550-77030	COVER, TERMINAL	1	1	1					
4	1	124764-77090	WIRE	1	1	1					
5	1	129350-77050	GASKET, STARTER	1	1						
5-1	1	129350-77051	GASKET, STARTER	1	1	1					N
		(A=E/# 94552) (B=E/# 94552)									
6	1	121450-77200	GENERATOR 12V-180W	1	1						
7	1	121450-77330	ADJUSTER, BELT	1	1						
8	1	26116-080252	BOLT M 8X 25 PLATED	1	1						
8-1	1	26014-080252	BOLT M 8X 25	1	1						N
		(A=E/# 86878) (B=E/# 86878)									
9	1	22137-080000	WASHER 8, POLISHED	1	1						Z
		(A=E/# 86878) (B=E/# 86878)									
10	1	121450-77711	LIMITER, CURRENT	1	1						
10-1	1	121520-77710	LIMITER, CURRENT	1	1						N
		(A=E/# A0581) (B=E/# A0581)									
11	1	26756-080002	LOCK NUT M 8 PLATED	1	1						Z
		(A=*) (B=*)									
12	1	22217-080000	SPRING WASHER 8	1	1						Z
		(A=*) (B=*)									
13	1	124950-55900	SPACER				1				
14	1	121492-77200	GENERATOR (LT135-54)				1				
15	1	124610-77210	COVER, GENERATOR				1				
16	1	129354-77330	ADJUSTER, BELT				1				
17	1	124550-77710	REGULATOR (TL1Z-86)				1				
18	1	22117-050000	WASHER 5				1				
19	1	22117-080000	WASHER 8				2				
20	1	22137-080000	WASHER 8, POLISHED				1				
21	1	22217-050000	SPRING WASHER 5				1				
22	1	26014-080352	BOLT M 8X 35				1				
23	1	26116-050142	BOLT M 5X 14 PLATED				1				
24	1	26116-081202	BOLT M 8X120 PLATED				1				
25	1	26366-080002	NUT M 8				2				
26	1	26366-080002	NUT M 8				1				
27	1	26756-050002	LOCK NUT M 5 PLATED				1				

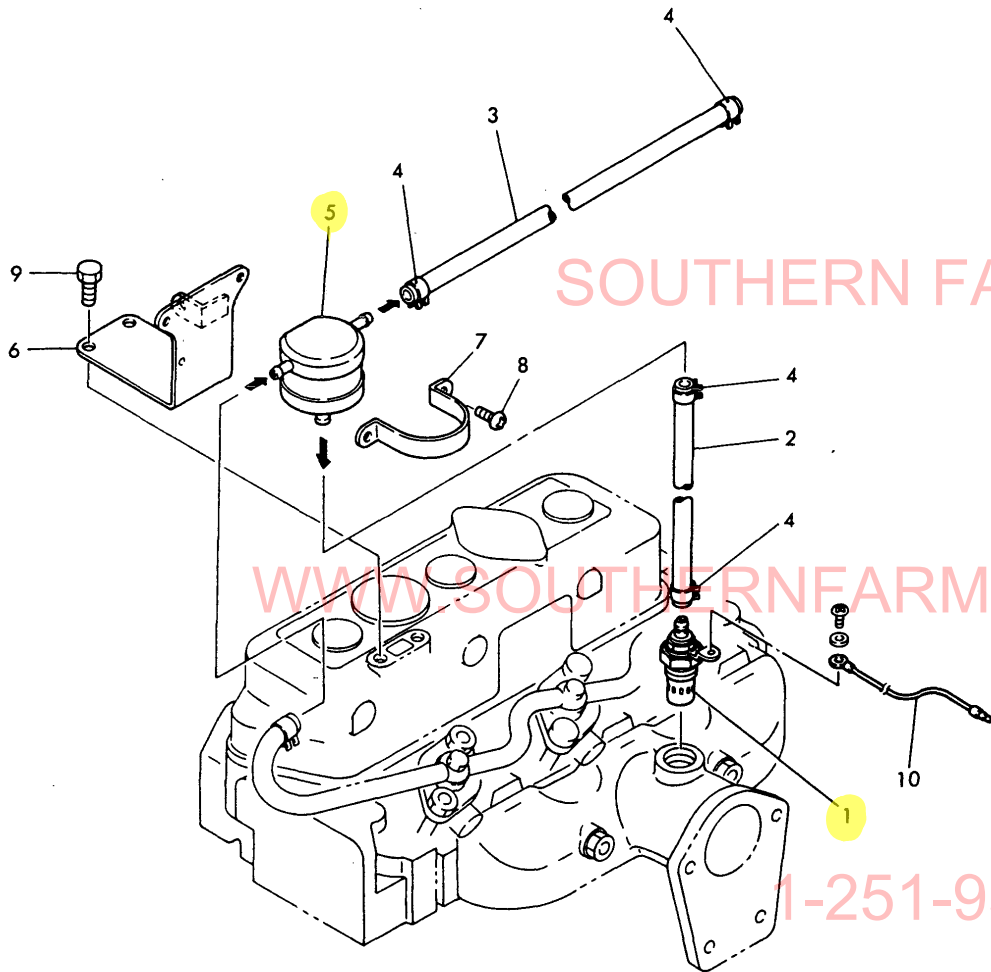
1-251-957-2857

Fig.23. THERMOSTART DEVICE.

(A)=3T75HA  
(B)=3T75HA-F  
(C)=3T75HA-S

(D)=  
(E)=  
(F)=

Fig. 23 THERMOSTART DEVICE



SOUTHERN FARM EQUIPMENT

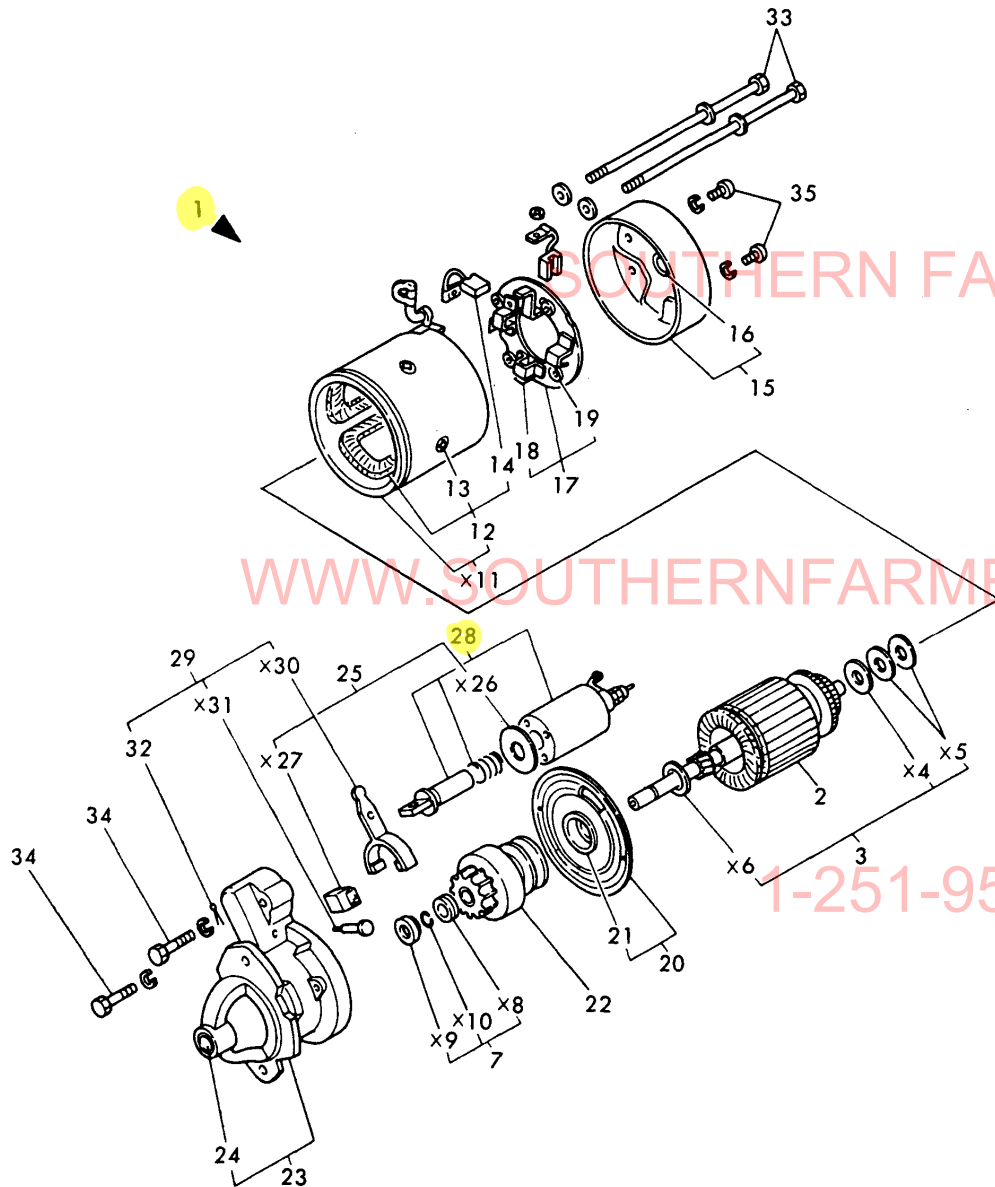
WWW.SOUTHERNFARMEQUIPMENTIMPORTS.COM

1-251-957-2857

REF.	LEV.	PARTS NO.	DESCRIPTION	Q'TY						I	R
				(A)	(B)	(C)	(D)	(E)	(F)		
1	1	121023-77910	PLUG, THERMOSTAT	1	1	1					
2	1	121750-59560	PIPE, FUEL RETURN	1	1	1					
3	1	121450-77690	PIPE, FUEL OIL	1	1	1					
4	1	124060-77680	CLAMP 10	4	4	4					
5	1	121750-77800	TANK, HEADER	1	1	1					
6	1	121550-77810	BRACKET	1	1	1					
7	1	124460-77820	BRACKET(B), TANK	1	1	1					
8	1	26557-060082	SCREW M 6X 8	2	2	2					
9	1	26116-080122	BOLT M 8X 12 PLATED	2	2	2					
9-1	1	26106-080122	BOLT M 8X 12 PLATED	2	2	2					N
		(A=*1982.11) (B=*1982.11)									
10	1	121120-77920	WIRE, THERMOSTAT	1	1	1					

Fig.24. STARTER 12V-1.8KW(TYPE S12-77)

Fig. 24 STARTER 12V-1.8kW (TYPE S12-77)



(A)=3T75HA  
(B)=3T75HA-F  
(C)=3T75HA-S

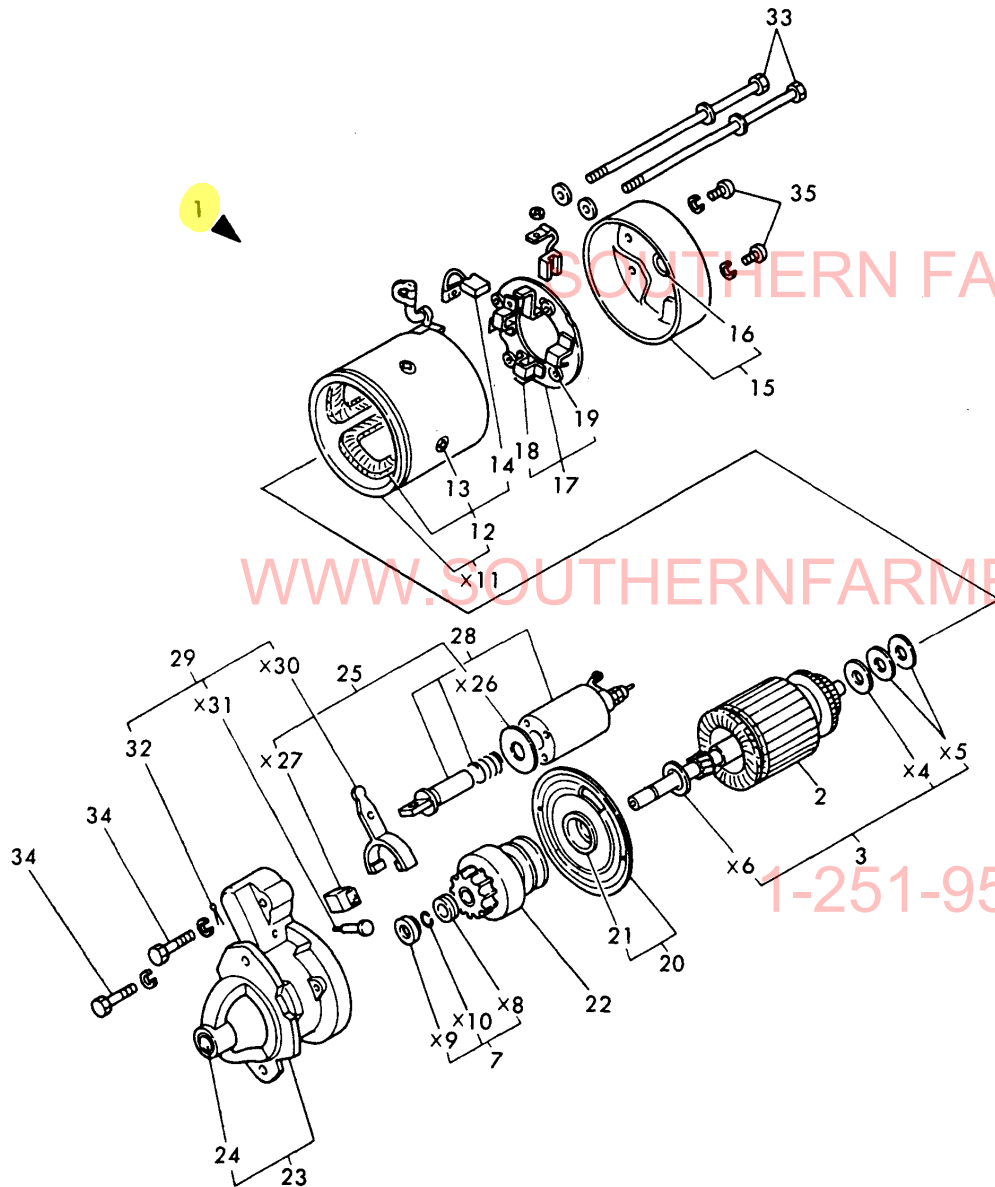
(D)=  
(E)=  
(F)=

REF.	LEV.	PARTS NO.	DESCRIPTION	Q'TY						I	R
				(A)	(B)	(C)	(D)	(E)	(F)		
1	1	124250-77012	STARTER (S12-77A)	1	1	1					
2	2	X21207100	ARMATURE ASSY	1	1						
2-1	2	124250-77500	ARMATURE ASSY	1	1	1					N
		(A=E/# 99189) (B=E/# 99189)									
3	2	X21201115	WASHER SET, THRUST	1	1						
3-1	2	124250-77510	WASHER KIT	1	1	1					N
		(A=E/# 99189) (B=E/# 99189)									
7	2	X21201110	STOPPER SET	1	1						
7-1	2	124250-77070	STOPPER SET, PINION	1	1	1					N
		(A=E/# 98945) (B=E/# 98945)									
12	2	X21204259	COIL ASSY	1	1						
12-1	2	124250-77110	COIL ASSY, FIELD	1	1	1					N
		(A=E/# 98945) (B=E/# 98945)									
13	3	X21142215	SCREW	4	4						
13-1	3	124250-77120	SCREW SET, PORE CORE	4	4	4					N
		(A=E/# 98945) (B=E/# 98945)									
14	3	X21209311	BRUSH (+)	2	2						
14-1	3	124250-77130	BRUSH (+)	2	2	2					N
		(A=E/# 98945) (B=E/# 98945)									
15	2	X22501300	COVER ASSY, REAR	1	1						
15-1	2	124250-77140	COVER ASSY, REAR	1	1	1					N
		(A=E/# 98945) (B=E/# 98945)									
16	3	X21204302	METAL, COVER BEARING	1	1						
16-1	3	124250-77150	METAL, REAR COVER	1	1	1					N
		(A=E/# 98945) (B=E/# 98945)									
17	2	X21205310	HOLDER ASSY, BRUSH	1	1						
17-1	2	124250-77160	HOLDER ASSY, BRUSH	1	1	1					N
		(A=E/# 98945) (B=E/# 98945)									
18	3	X21207312	BRUSH	2	2						
18-1	3	124250-77170	BRUSH (-)	2	2	2					N
		(A=E/# 98945) (B=E/# 98945)									
19	3	X21201313	SPRING, BRUSH	4	4						
19-1	3	124250-77180	SPRING, BRUSH	4	4	4					N
		(A=E/# 98945) (B=E/# 98945)									
20	2	X21205400	BEARING ASSY	1	1						
20-1	2	124250-77190	BEARING ASSY, CENTER	1	1	1					N
		(A=E/# 98945) (B=E/# 98945)									
21	3	X21204401	METAL, CENTER BERG.	1	1						
21-1	3	124250-77520	BEARING	1	1	1					N
		(A=E/# 99189) (B=E/# 99189)									
22	2	X212045001	PINION ASSY	1	1						
22-1	2	124250-77210	PINION ASSY	1	1	1					N
		(A=E/# 98945) (B=E/# 98945)									
23	2	X21205650	CASE ASSY, GEAR	1	1						
23-1	2	124250-77220	CASE ASSY, GEAR	1	1	1					N
		(A=E/# 98945) (B=E/# 98945)									
24	3	X21202601	METAL, GEAR CASE	1	1						
24-1	3	124250-77230	METAL, GEAR CASE	1	1	1					N
		(A=E/# 98945) (B=E/# 98945)									
25	2	X21202602	COVER SET	1	1						
25-1	2	124250-77240	COVER SET, DUST	1	1	1					N

N:Old  $\frac{Yes}{No}$  New, Q:Old  $\frac{No}{Yes}$  New, R:Old  $\frac{Yes}{Yes}$  New, S:Old  $\frac{No}{No}$  New, W:Add, Z:Discontinued, F:Interchangeable by set, K:Q'ty Change  
 ++ CONTINUE ++  
 (C)Copy Rights YANMAR CO.,LTD.

Fig.24. STARTER 12V-1.8KW(TYPE S12-77)

Fig. 24 STARTER 12V-1.8kW (TYPE S12-77)



(A)=3T75HA  
(B)=3T75HA-F  
(C)=3T75HA-S

(D)=  
(E)=  
(F)=

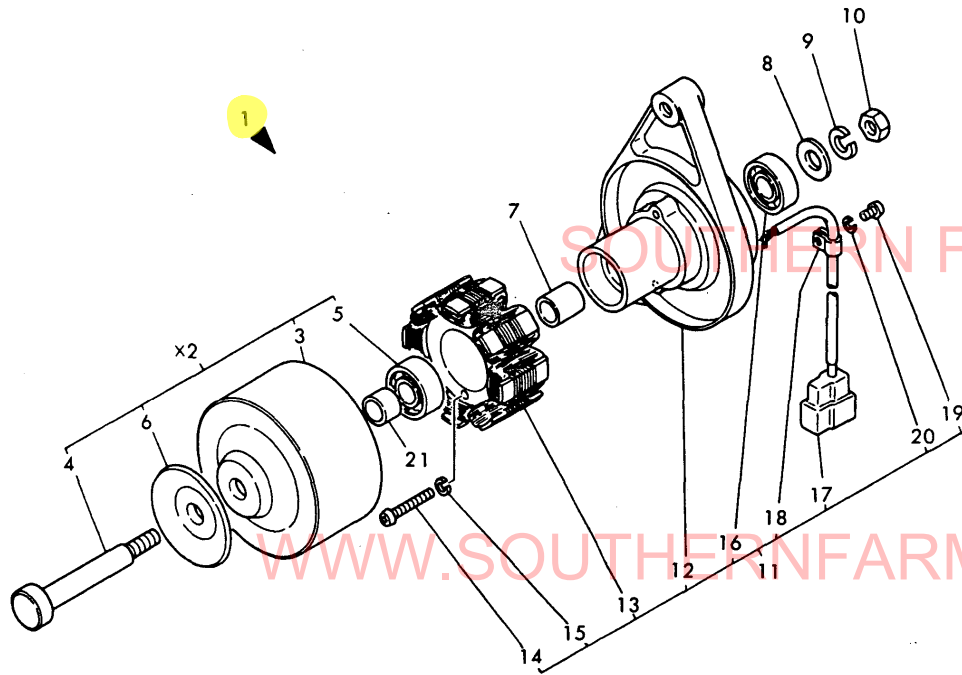
REF.	LEV.	PARTS NO.	DESCRIPTION	Q'TY						I	R	
				(A)	(B)	(C)	(D)	(E)	(F)			
		(A=E/# 98945) (B=E/# 98945)										
28	2	X212037002	SWITCH, MAGNETIC	1	1							
28-1	2	124250-77310	SWITCH, MAGNETIC	1	1	1						N
		(A=E/# 98945) (B=E/# 98945)										
29	2	X21201605	LEVER SET	1	1							
29-1	2	124250-77270	LEVER SET, SHIFT	1	1	1						N
		(A=E/# 98945) (B=E/# 98945)										
32	3	22417-200200	COTTER PIN 2.0X20	1	1							
32-1	3	124250-77550	PIN, COTTER	1	1	1						N
		(A=E/# A0581) (B=E/# A0581)										
33	2	X21204810	BOLT, THROUGH	2	2							
33-1	2	124250-77320	BOLT, THROUGH	2	2	2						N
		(A=E/# 98945) (B=E/# 98945)										
34	2	X21145866	BOLT	2	2							
34-1	2	26106-060322	BOLT M 6X 32 PLATED	2	2	2						N
		(A=E/# 98945) (B=E/# 98945)										
34-2	2	26106-060322	BOLT M 6X 32 PLATED	2	2	2						Z
		(A=*) (B=*) (C=*)										
35	2	26557-040122	SCREW M 4X 12,PAN HD	2	2							
35-1	2	124250-77540	SCREW M 4X 12	2	2	2						N
		(A=E/# 99189) (B=E/# 99189)										
35-2	2	26557-040122	SCREW M 4X 12,PAN HD	2	2	2						N
		(A=E/# A6952) (B=E/# A6952) (C=E/# A6952)										

WWW.SOUTHERNFARMEQUIPMENTIMPORTS.COM

1-251-957-2857

Fig.25. GENERATOR(TYPE GP9150)

Fig. 25 GENERATOR (TYPE GP9150)



(A)=3T75HA  
(B)=3T75HA-F  
(C)=3T75HA-S

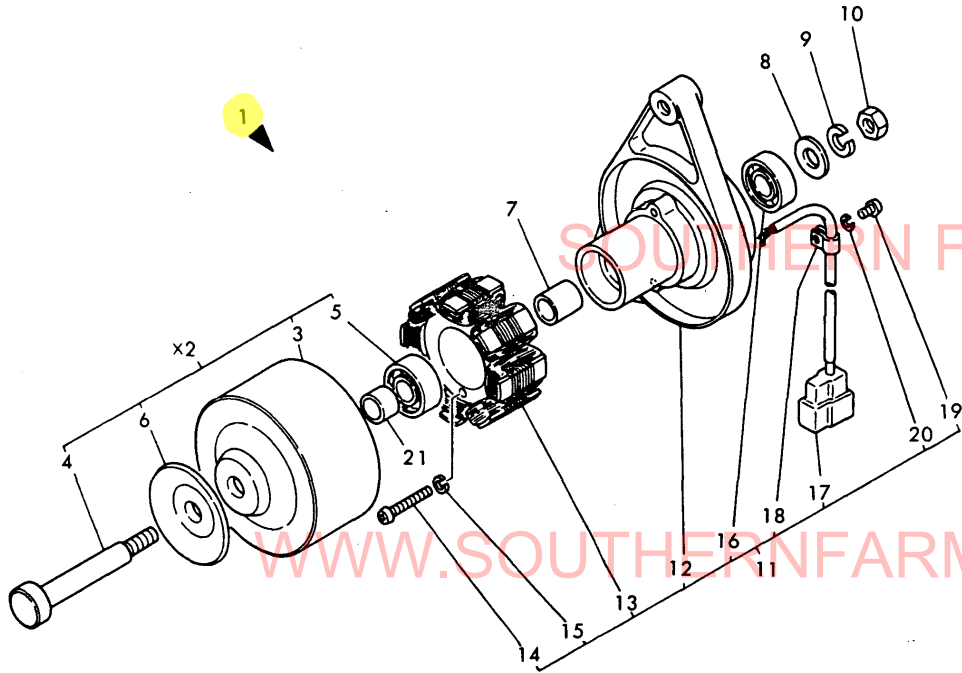
(D)=  
(E)=  
(F)=

REF.	LEV.	PARTS NO.	DESCRIPTION	Q'TY						I	R
				(A)	(B)	(C)	(D)	(E)	(F)		
1	1	121450-77200	GENERATOR 12V-180W	1	1						
3-1	2	XM622270000	FLYWHEEL	1	1						N
		(A=FROM 1ST) (B=FROM 1ST)									
4	3	94210M-42927	SHAFT	1	1						
4-1	2	XM429270000	SHAFT	1	1						N
		(A=FROM 1ST) (B=FROM 1ST)									
5	3	94210M-86124	BEARING	1	1						
5-1	2	XM861240000	B.BEARING #6201ZZC3	1	1						N
		(A=FROM 1ST) (B=FROM 1ST)									
5-2	2	24107-062010	BALL BEARING	1	1						N
		(A=*) (B=*)									
6	3	94210M-42929	PULLEY	1	1						
6-1	2	XM429290000	PLATE, PULLEY	1	1						N
		(A=FROM 1ST) (B=FROM 1ST)									
7	2	94210M-32983	COLLAR	1	1						
7-1	2	XM329830000	COLLAR	1	1						N
		(A=FROM 1ST) (B=FROM 1ST)									
8	2	94210M-86025	WASHER	1	1						
8-1	2	XM860250000	WASHER 10	1	1						N
		(A=FROM 1ST) (B=FROM 1ST)									
9	2	94210M-21932	WASHER, SPRING	1	1						
9-1	2	22217-100000	SPRING WASHER 10	1	1						N
		(A=FROM 1ST) (B=FROM 1ST)									
10	2	94210M-86372	NUT	1	1						
10-1	2	26716-100002	NUT M10	1	1						N
		(A=FROM 1ST) (B=FROM 1ST)									
10-2	2	26706-100002	NUT M10	1	1						N
		(A=*1982.11) (B=*1982.11)									
11	2	94210M-51416	PLATE ASSY	1	1						
11-1	2	XM514160000	PLATE ASSY	1	1						N
		(A=FROM 1ST) (B=FROM 1ST)									
12	3	94210M-51417	PLATE	1	1						
12-1	3	XM514170000	PLATE	1	1						N
		(A=FROM 1ST) (B=FROM 1ST)									
13	3	94210M-51418	CORE ASSY	1	1						
13-1	3	XM514180000	STATOR	1	1						N
		(A=FROM 1ST) (B=FROM 1ST)									
14	3	26557-040252	SCREW M 4X 25	2	2						
15	3	22217-040000	SPRING WASHER 4	2	2						
16	3	94210M-86124	BEARING	1	1						
16-1	3	XM861240000	B.BEARING #6201ZZC3	1	1						N
		(A=FROM 1ST) (B=FROM 1ST)									
16-2	3	24107-062010	BALL BEARING	1	1						N
		(A=*) (B=*)									
17	3	94210M-96717	COUPLER	1	1						
17-1	3	XM967170000	COUPLER	1	1						N
		(A=FROM 1ST) (B=FROM 1ST)									
18	3	94210M-06900	CLAMP	1	1						
18-1	3	XM069000000	CLAMP	1	1						N
		(A=FROM 1ST) (B=FROM 1ST)									
19	3	26557-040082	SCREW M 4X 8	1	1						

N:Old  $\begin{matrix} \leftarrow \text{Yes} \\ \text{No} \end{matrix}$  New, Q:Old  $\begin{matrix} \leftarrow \text{No} \\ \text{Yes} \end{matrix}$  New, R:Old  $\begin{matrix} \leftarrow \text{Yes} \\ \text{Yes} \end{matrix}$  New, S:Old  $\begin{matrix} \leftarrow \text{No} \\ \text{No} \end{matrix}$  New, W:Add, Z:Discontinued, F:Interchangeable by set, K:Q'ty Change  
 ++ CONTINUE ++  
 (C)Copy Rights YANMAR CO.,LTD.

Fig.25. GENERATOR(TYPE GP9150)

Fig. 25 GENERATOR (TYPE GP9150)



OCT10-G22301 25. GENERATOR(TYPE GP9150)

(A)=3T75HA  
(B)=3T75HA-F  
(C)=3T75HA-S

(D)=  
(E)=  
(F)=

REF.	LEV.	PARTS NO.	DESCRIPTION	Q'TY						I	R
				(A)	(B)	(C)	(D)	(E)	(F)		
20	3	22217-040000	SPRING WASHER 4	1	1						
21	2	94210M-42802	COLLAR	1	1						
21-1	2	XM428020000	COLLAR	1	1						N

(A)=FROM 1ST) (B)=FROM 1ST)

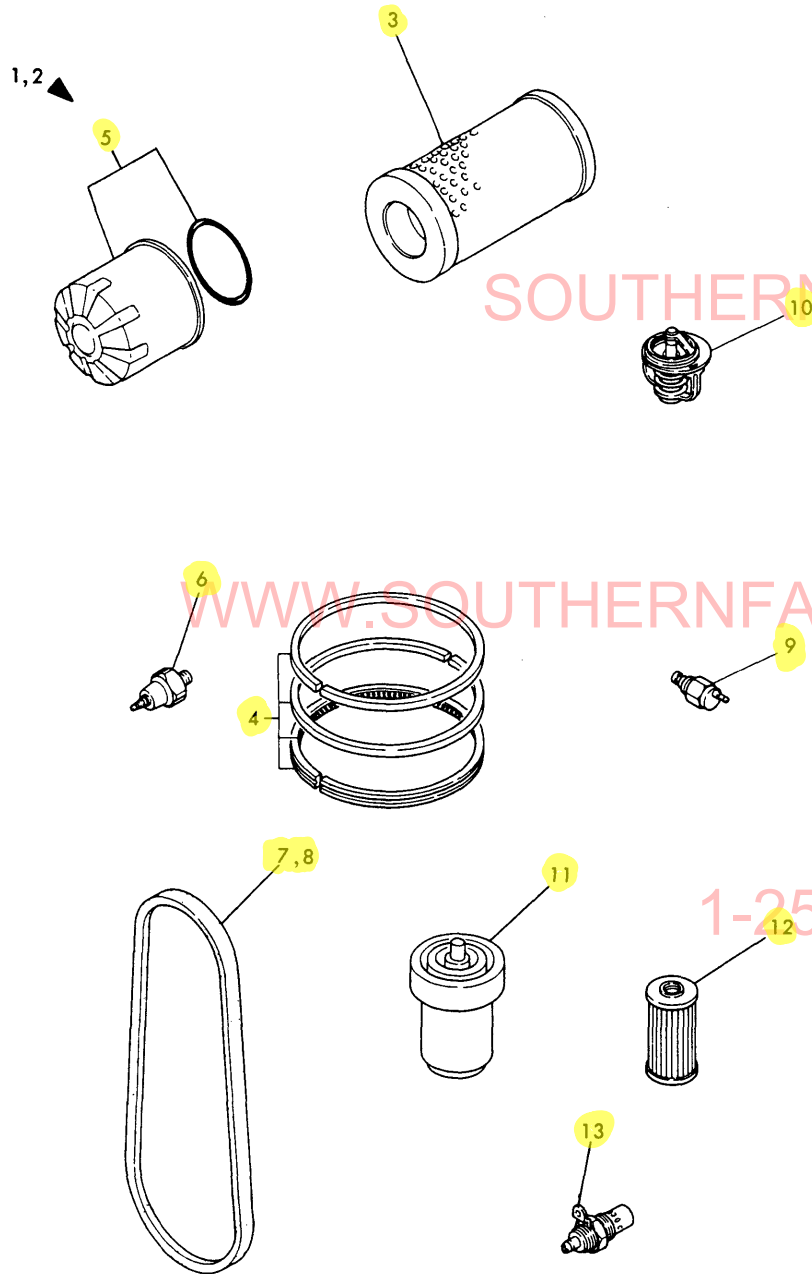
SOUTHERN FARM EQUIPMENT

WWW.SOUTHERNFARMEQUIPMENTIMPORTS.COM

1-251-957-2857

Fig.26. REPAIR KIT(A)(FOR ENGINE)

Fig. 26 REPAIR KIT (A) [For Engine]



OCT10-G22301 26. REPAIR KIT(A)(FOR ENGINE)

(A)=3T75HA  
(B)=3T75HA-F  
(C)=3T75HA-S

(D)=  
(E)=  
(F)=

REF.	LEV.	PARTS NO.	DESCRIPTION	Q'TY						I	R
				(A)	(B)	(C)	(D)	(E)	(F)		
1	1	721554-92500	REPAIR SET	1	1						
2	1	721554-92501	REPAIR SET			1					
3	2	124064-12510	ELEMENT, AIR CLEANER	1	1	1					
4	2	705311-22500	RING SET	3	3						
I 4-1	2	705311-22501	RING SET	3	3	3					N
		(A=E/# 93876) (B=E/# 93876)									
5	2	124450-35100	FILTER, LUB. OIL	1	1	1					
6	2	124160-39450	SWITCH, OIL PRESSURE	1	1	1					
7	2	121023-42290	V-BELT (A-33)	1	1						
8	2	124736-42290	V-BELT A34				1				
9	2	121250-44901	SWITCH, THERMO.	1	1	1					
10	2	129350-49800	THERMOSTAT	1	1	1					
11	2	124770-53000	NOZZLE ASSY,F.INJECT	3	3	3					
12	2	124550-55700	ELEMENT	1	1	1					
13	2	121023-77910	PLUG, THERMOSTAT	1	1	1					

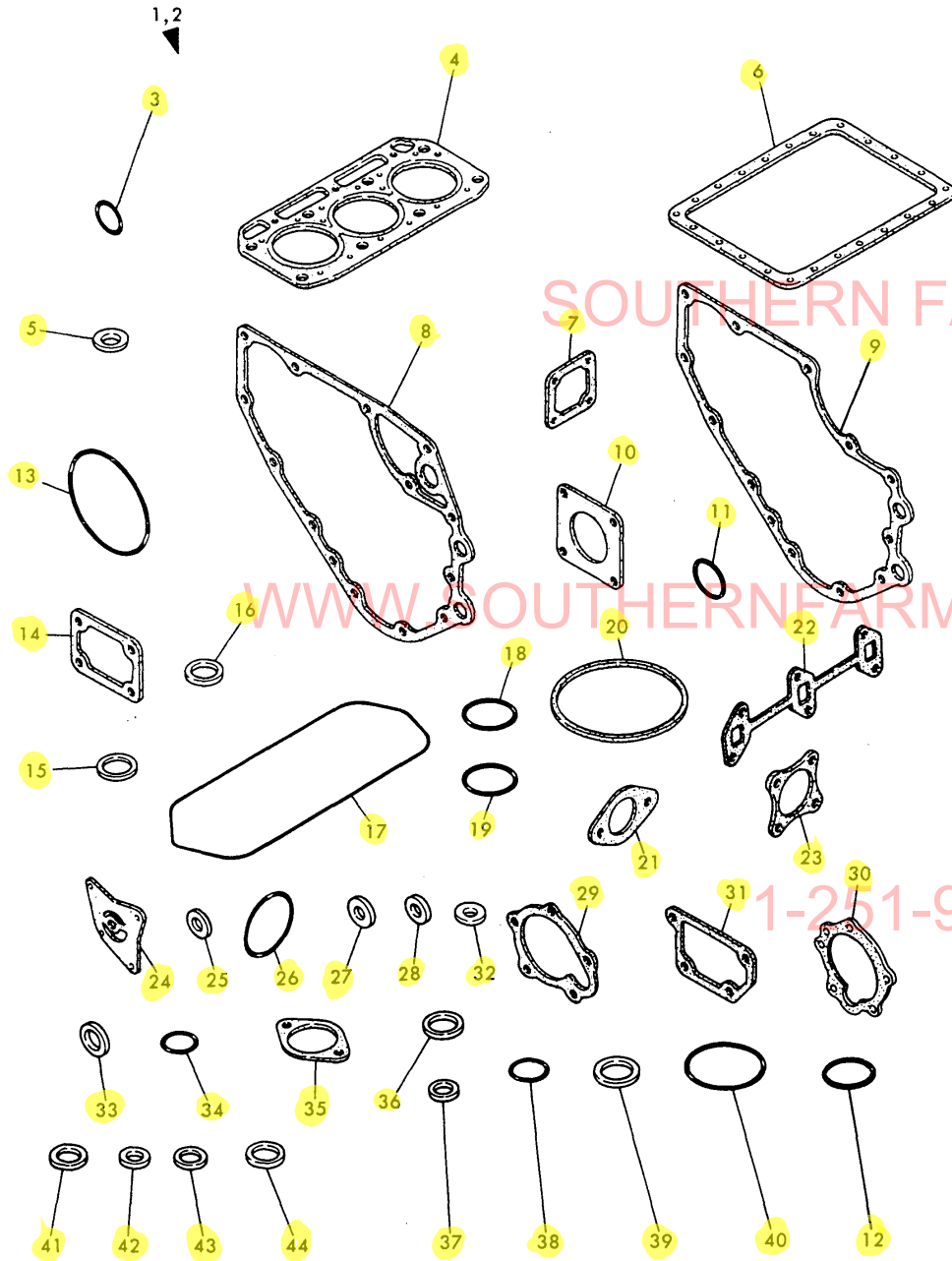
WWW.SOUTHERNFARMEQUIPMENTIMPORTS.COM

1-251-957-2857



Fig.27. GASKET KIT(A)(FOR ENGINE)

Fig. 27 GASKET (A) [For Engine]



(A)=3T75HA  
(B)=3T75HA-F  
(C)=3T75HA-S

(D)=  
(E)=  
(F)=

REF.	LEV.	PARTS NO.	DESCRIPTION	Q'TY						I	R
				(A)	(B)	(C)	(D)	(E)	(F)		
1	1	721554-92600	GASKET SET	1	1						1
2	1	721554-92601	GASKET SET					1			1
3	2	24311-000100	O-RING 1A P-10.0	2	2		2				
4	2	121550-01330	GASKET, CYL. HEAD	1	1						
4-1	2	121550-01331	GASKET, CYL. HEAD	1	1	1					N
				(A=E/# 87329)		(B=E/# 87329)					
5	2	43400-500450	SEAL WASHER 12	1	1		1				
6	2	121575-01750	GASKET, OIL SUMP	1	1		1				
7	2	121450-01531	GASKET, COVER	1	1		1				
8	2	121450-01511	GASKET, GEAR HOUSING	1	1						
9	2	121575-01510	GASKET, GEAR HOUSING							1	
10	2	124240-01882	GASKET, HO-P	2	2		2				
10-1	2	124240-01883	GASKET, (NON ASB.)	2	2	2					N
				(A=E/# B0116)		(B=E/# B0116)		(C=E/# B0116)			
11	2	24341-000260	O-RING 1A S-26.0	1	1						
12	2	24341-000460	O-RING 1A S-46.0							1	
13	2	24341-001350	O-RING 1A S-135.0	1	1		1				
14	2	121450-11680	GASKET, COVER	1	1		1				
15	2	121550-11451	GASKET, CHAMBER	6	6		6				
16	2	103854-11490	INSULATOR	3	3		3				
17	2	121550-11310	GASKET, BONNET	1	1		1				
18	2	121420-01760	O-RING	1	1						
18-1	2	24311-000320	O-RING 1A P-32.0	1	1		1				N
				(A=E/# 93876)		(B=E/# 93876)					
19	2	24341-000400	O-RING 1A S-40.0	1	1		1				
20	2	124064-12430	GASKET, CLEANER	2	2		2				
21	2	124067-12050	GASKET	1	1		1				
22	2	121550-13520	GASKET, EXH.MANIFOLD	1	1		1				
23	2	121450-13200	GASKET, SILENCER	1	1		1				
24	2	121450-32021	GASKET, L.O.PUMP	1	1		1				
25	2	121550-35110	GASKET 18	1	1		1				
26	2	124450-35110	O-RING, L.O.STRAINER	1	1		1				
27	2	23414-100000	GASKET 10, ROUND	2	2		2				
28	2	23414-080000	GASKET 8, ROUND	6	6		6				
29	2	121450-42050	GASKET	1	1						
30	2	121000-42051	GASKET, C.W.PUMP							1	
31	2	121450-44410	GASKET, BRACKET	1	1		1				
32	2	43400-500410	SEAL WASHER 8							1	
33	2	124465-44950	GASKET 16	1	1		1				
34	2	24311-000120	O-RING 1A P 12.0	1	1		1				
35	2	129350-49540	GASKET, THERMO.COVER	1	1		1				
35-1	2	129350-49541	GASKET, (NON ASB.)	1	1		1				N
				(A=E/# B0116)		(B=E/# B0116)		(C=E/# B0116)			
36	2	124950-51270	GASKET	3	3		3				
37	2	124550-51350	GASKET, DELIVERY	3	3		3				
38	2	124550-51370	O-RING, DELIVERY	3	3		3				
39	2	172100-53200	GASKET	3	3		3				
40	2	102103-55520	O-RING	1	1		1				
41	2	104200-59170	GASKET 12	2	2		2				
42	2	43400-500390	SEAL WASHER 6	1	1		1				
43	2	23414-080012	GASKET 8	6	6		6				

N:Old  $\xrightarrow{\text{Yes}}$  New, Q:Old  $\xrightarrow{\text{No}}$  New, R:Old  $\xrightarrow{\text{Yes}}$  New, S:Old  $\xrightarrow{\text{No}}$  New, W:Add, Z:Discontinued, F:Interchangeable by set, K:Q'ty Change  
 ++ CONTINUE ++  
 (C)Copy Rights YANMAR CO.,LTD.

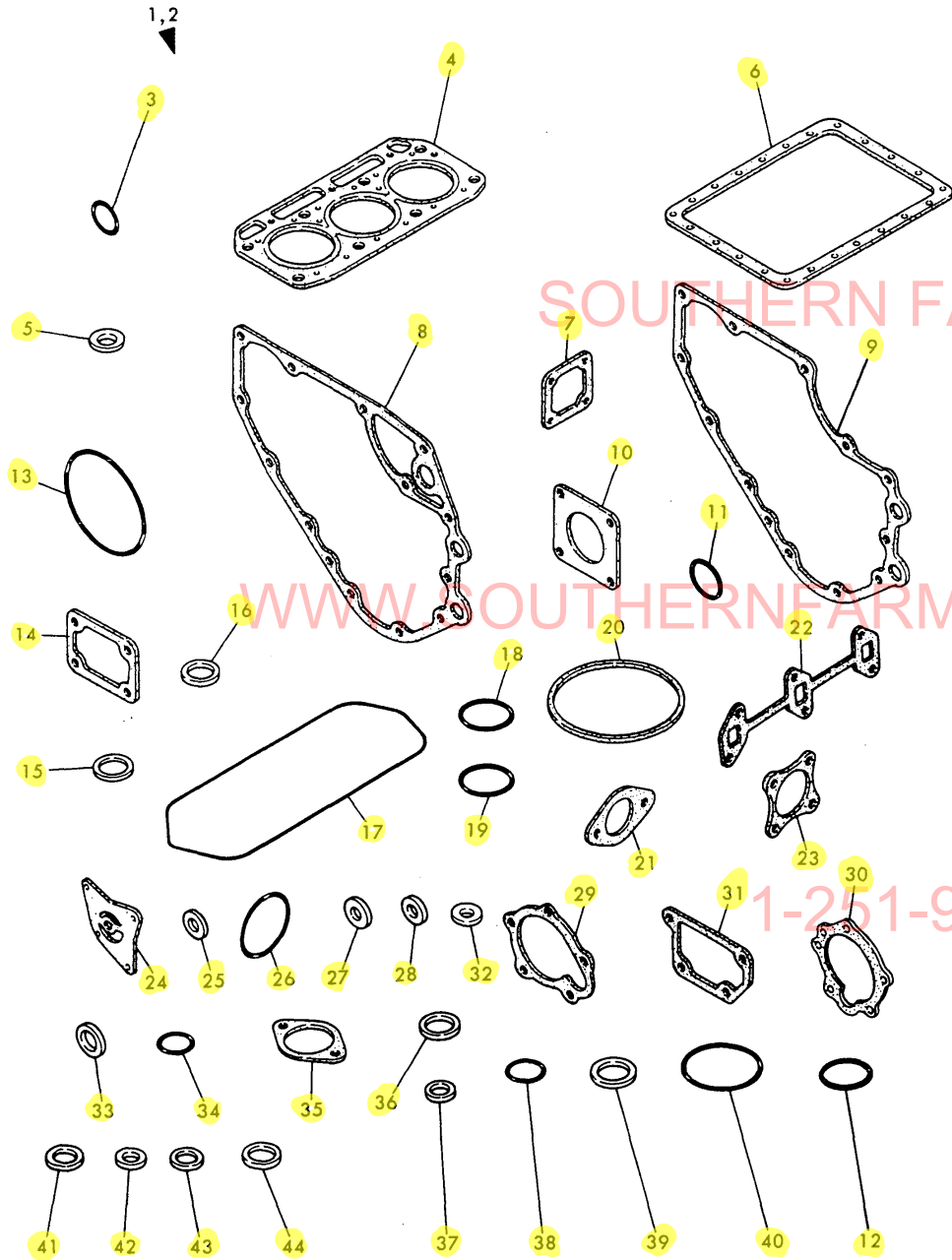
Fig.27. GASKET KIT(A)(FOR ENGINE)

OCT10-G22301 27. GASKET KIT(A)(FOR ENGINE)

(A)=3T75HA  
(B)=3T75HA-F  
(C)=3T75HA-S

(D)=  
(E)=  
(F)=

Fig. 27 GASKET (A) [For Engine]



REF.	LEV.	PARTS NO.	DESCRIPTION	Q'TY						I	R
				(A)	(B)	(C)	(D)	(E)	(F)		
44	2	43400-500450	SEAL WASHER 12	2	2	2					

SOUTHERN FARM EQUIPMENT

WWW.SOUTHERNFARMEQUIPMENTIMPORTS.COM

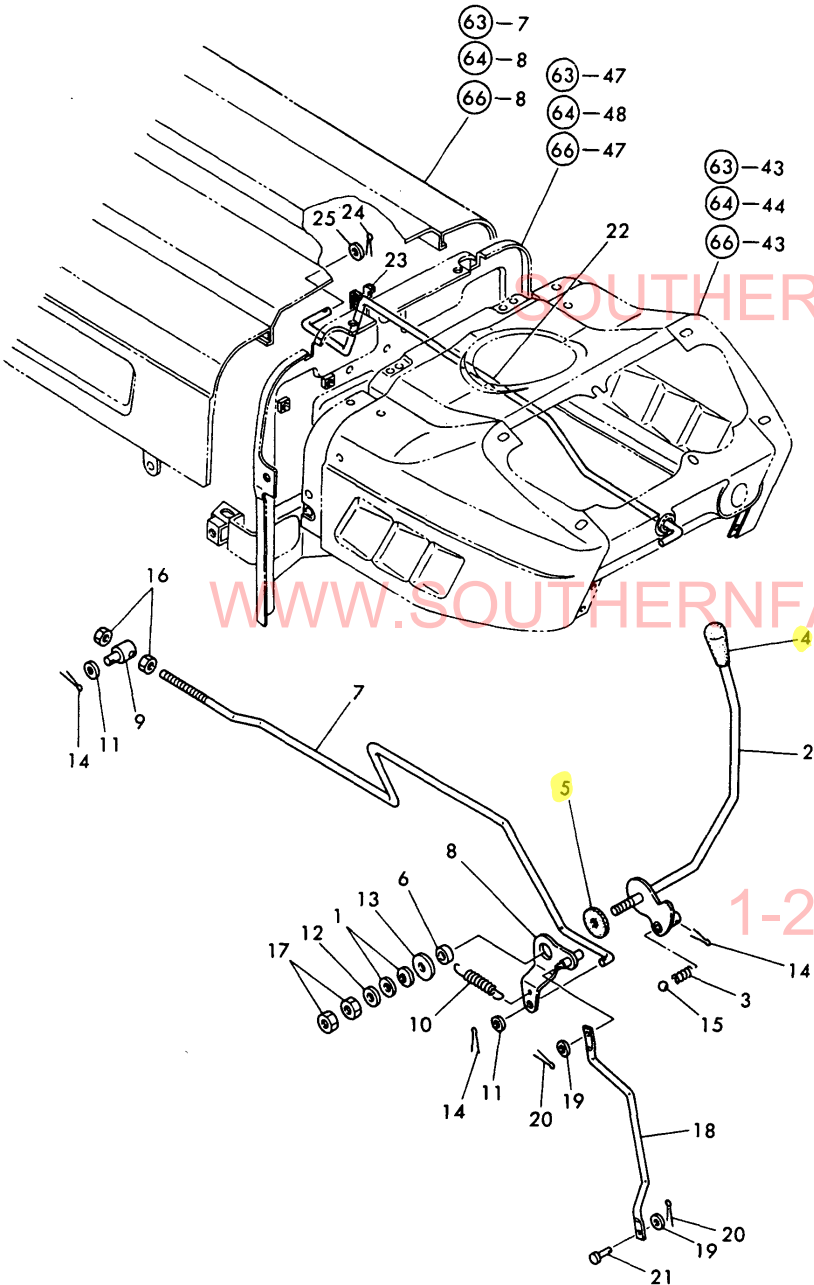
1-251-957-2857

Fig.28. THROTTLE (EXCEPT ENGLAND)

(A)=YM226  
(B)=YM226D  
(C)=

(D)=  
(E)=  
(F)=

Fig. 28 THROTTLE (Except England)



REF.	LEV.	PARTS NO.	DESCRIPTION	Q'TY						I	R
				(A)	(B)	(C)	(D)	(E)	(F)		
1	1	194740-00160	WASHER 10, CONICAL	2	2						
2	1	194432-01110	LEVER, THROTTLE	1	1						
3	1	194197-01160	SPRING	1	1						
4	1	194464-01190	KNOB, THROTTLE LEVER	1	1						
5	1	194145-01260	PLATE, FRICTION	1	1						
5-1	1	198220-01261	PLATE, FRICTION	1	1						N
(A=T/# 20793) (B=T/# 42284)											
6	1	194150-01270	SPACER 20	1	1						
7	1	194432-01320	ROD, THROTTLE LINK	1	1						
8	1	194420-01351	LEVER, THROTTLE LINK	1	1						
9	1	194150-01370	ADJUSTER	1	1						
10	1	194750-04400	SPRING, RETURN	1	1						
11	1	22137-080000	WASHER 8, POLISHED	2	2						
12	1	22137-100000	WASHER 10, POLISHED	1	1						
13	1	22157-100000	WASHER 10	1	1						
14	1	22417-160180	COTTER PIN 1.6X18	3	3						
15	1	24190-110001	BALL 11/32, STEEL	1	1						
16	1	26716-080002	NUT M 8	2	2						
17	1	26716-100002	NUT M10	2	2						
18	1	194432-01440-U	ROD, THROTTLE LINK	1	1						
18-1	1	194432-01441	ROD, THROTTLE LINK	1	1						N
(A=T/# 20670) (B=T/# 41360)											
19	1	22137-060000	WASHER 6, POLISHED	2	2						
20	1	22417-160180	COTTER PIN 1.6X18	2	2						
21	1	22486-060120	PIN 6X 12	1	1						
21-1	1	22487-060120	PIN M 6X 12	1	1						N
(A=*) (B=*)											
22	1	194430-01510	ROD, DECOMPRESSION	1	1						
23	1	194440-01550	GROMMET	1	1						
24	1	22417-160180	COTTER PIN 1.6X18	1	1						
25	1	23418-060000	GASKET 6, NYLON	1	1						

WWW.SOUTHERNFARMEQUIPMENTSPORTS.COM

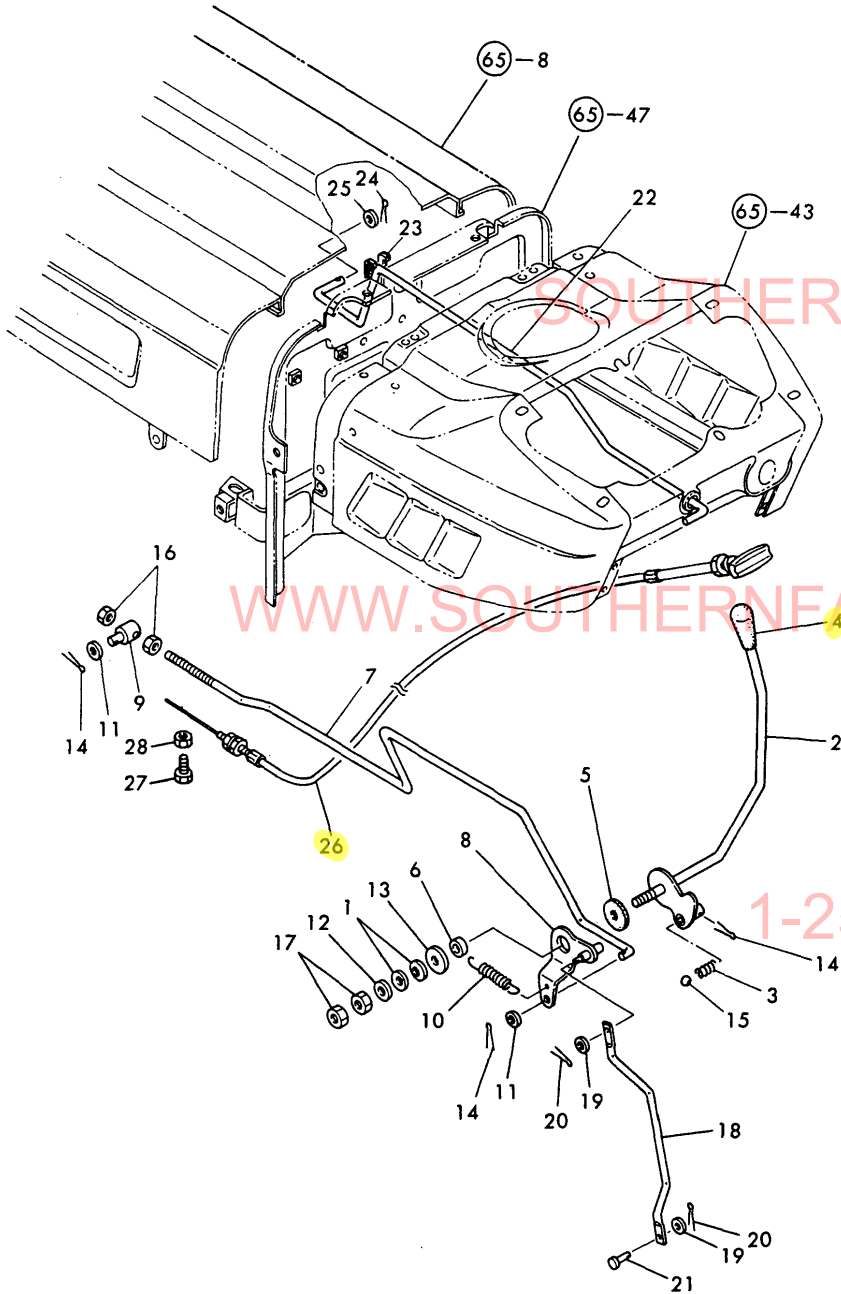
1-251-957-2857

Fig.29. THROTTLE (FOR ENGLAND)

(A)=YM226  
(B)=YM226D  
(C)=

(D)=  
(E)=  
(F)=

Fig. 29 THROTTLE (England)



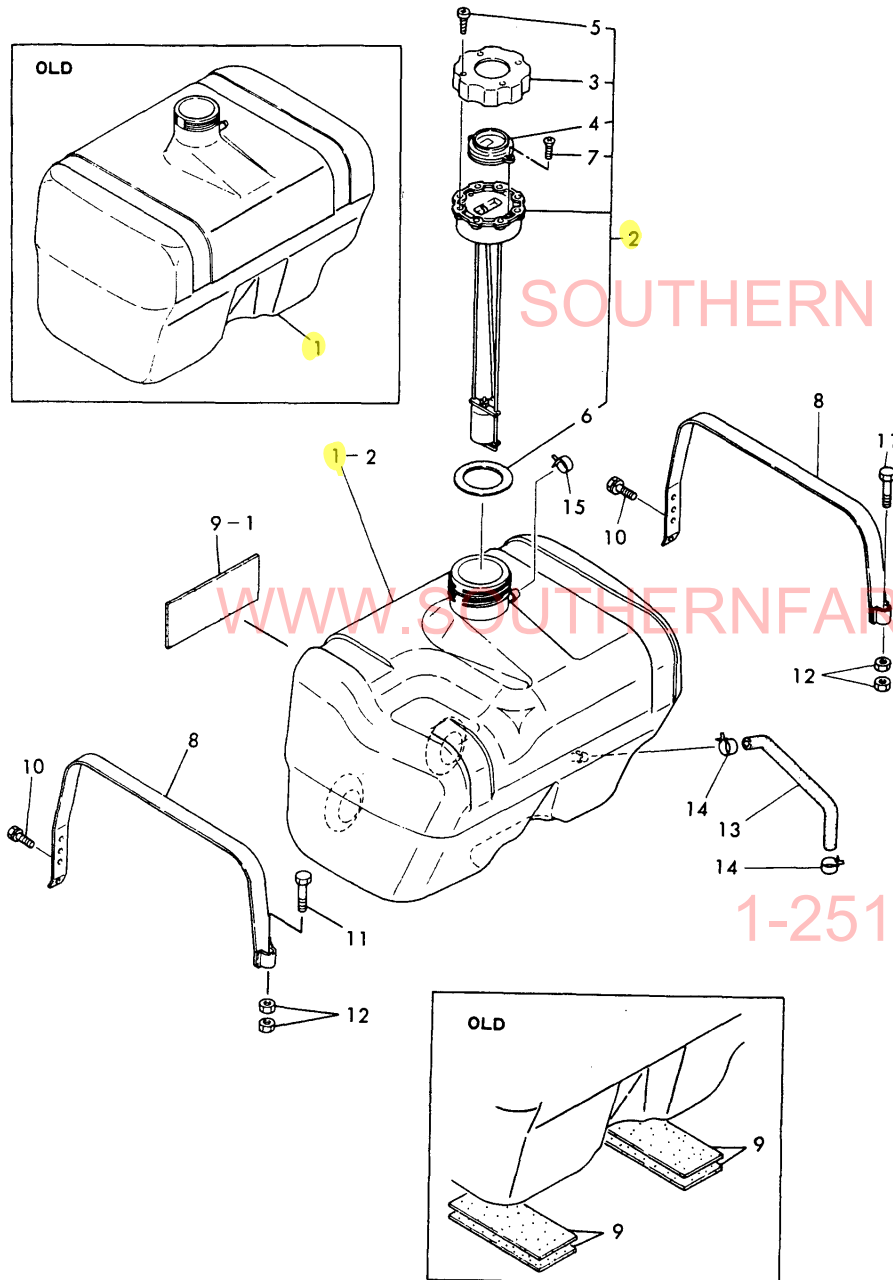
REF.	LEV.	PARTS NO.	DESCRIPTION	Q'TY						I	R
				(A)	(B)	(C)	(D)	(E)	(F)		
1	1	194740-00160	WASHER 10, CONICAL	2	2						
2	1	194432-01110	LEVER, THROTTLE	1	1						
3	1	194197-01160	SPRING	1	1						
4	1	194464-01190	KNOB, THROTTLE LEVER	1	1						
5	1	194145-01260	PLATE, FRICTION	1	1						
5-1	1	198220-01261	PLATE, FRICTION	1	1						N
(A=T/# 20793) (B=T/# 42284)											
6	1	194150-01270	SPACER 20	1	1						
7	1	194432-01320	ROD, THROTTLE LINK	1	1						
8	1	194420-01351	LEVER, THROTTLE LINK	1	1						
9	1	194150-01370	ADJUSTER	1	1						
10	1	194750-04400	SPRING, RETURN	1	1						
11	1	22137-080000	WASHER 8, POLISHED	2	2						
12	1	22137-100000	WASHER 10, POLISHED	1	1						
13	1	22157-100000	WASHER 10	1	1						
14	1	22417-160180	COTTER PIN 1.6X18	3	3						
15	1	24190-110001	BALL 11/32, STEEL	1	1						
16	1	26716-080002	NUT M 8	2	2						
17	1	26716-100002	NUT M10	2	2						
18	1	194432-01441	ROD, THROTTLE LINK	1	1						
19	1	22137-060000	WASHER 6, POLISHED	2	2						
20	1	22417-160180	COTTER PIN 1.6X18	2	2						
21	1	22487-060120	PIN M 6X 12	1	1						
22	1	194430-01510	ROD, DECOMPRESSION	1	1						
23	1	194440-01550	GROMMET	1	1						
24	1	22417-160180	COTTER PIN 1.6X18	1	1						
25	1	23418-060000	GASKET 6, NYLON	1	1						
26	1	194172-01500	WIRE ASSY, STOP	1	1						
27	1	26116-050142	BOLT M 5X 14 PLATED	1	1						
28	1	26756-050002	LOCK NUT M 5 PLATED	1	1						

Fig.30. FUEL TANK

(A)=YM226  
(B)=YM226D  
(C)=

(D)=  
(E)=  
(F)=

Fig. 30 FUEL TANK



REF.	LEV.	PARTS NO.	DESCRIPTION	Q'TY						I	R
				(A)	(B)	(C)	(D)	(E)	(F)		
1	1	194432-04110	TANK (19L), FUEL	1	1						
1-1	1	194432-04111	TANK (19L), FUEL	1	1						S 1
		(A=*1981.) (B=*1981.)									
1-2	1	194432-04112	TANK (19L), FUEL	1	1						N
		(A=T/# 20274) (B=T/# 40587)									
2	1	194145-04302	CAP W/GAUGE, F. TANK	1	1						
3	2	194145-04311	CAP, FUEL TANK	1	1						
4	2	194145-04351	LENS	1	1						
5	2	194145-04460	SCREW 4X12	4	4						
6	2	194145-04521	GASKET	1	1						
7	2	26557-030062	SCREW M 3X 6	2	2						
8	1	194310-04250	BAND, FUEL TANK	2	2						
9	1	194151-04260	GASKET, RUBBER	4	4						
9-1	1	194151-04260	GASKET, RUBBER	1	1						K
		(A=*1981.) (B=*1981.)									
10	1	26013-080162	BOLT W/WASHER M8X16	2	2						
10-1	1	26106-080162	BOLT M 8X 16 PLATED	2	2						N
		(A=T/# 20793) (B=T/# 42307)									
11	1	26116-080502	BOLT M 8X 50 PLATED	2	2						
11-1	1	26106-080502	BOLT M 8X 50 PLATED	2	2						N
		(A=T/# 20793) (B=T/# 42307)									
12	1	26716-080002	NUT M 8	4	4						
13	1	194136-04720	PIPE, FUEL OIL	1	1						
14	1	124766-59050	CLAMP 12	2	2						
14-1	1	23080-012000	CLAMP 12	2	2						N
		(A=T/# 20704) (B=T/# 41742)									
15	1	124060-77680	CLAMP 10	1	1						

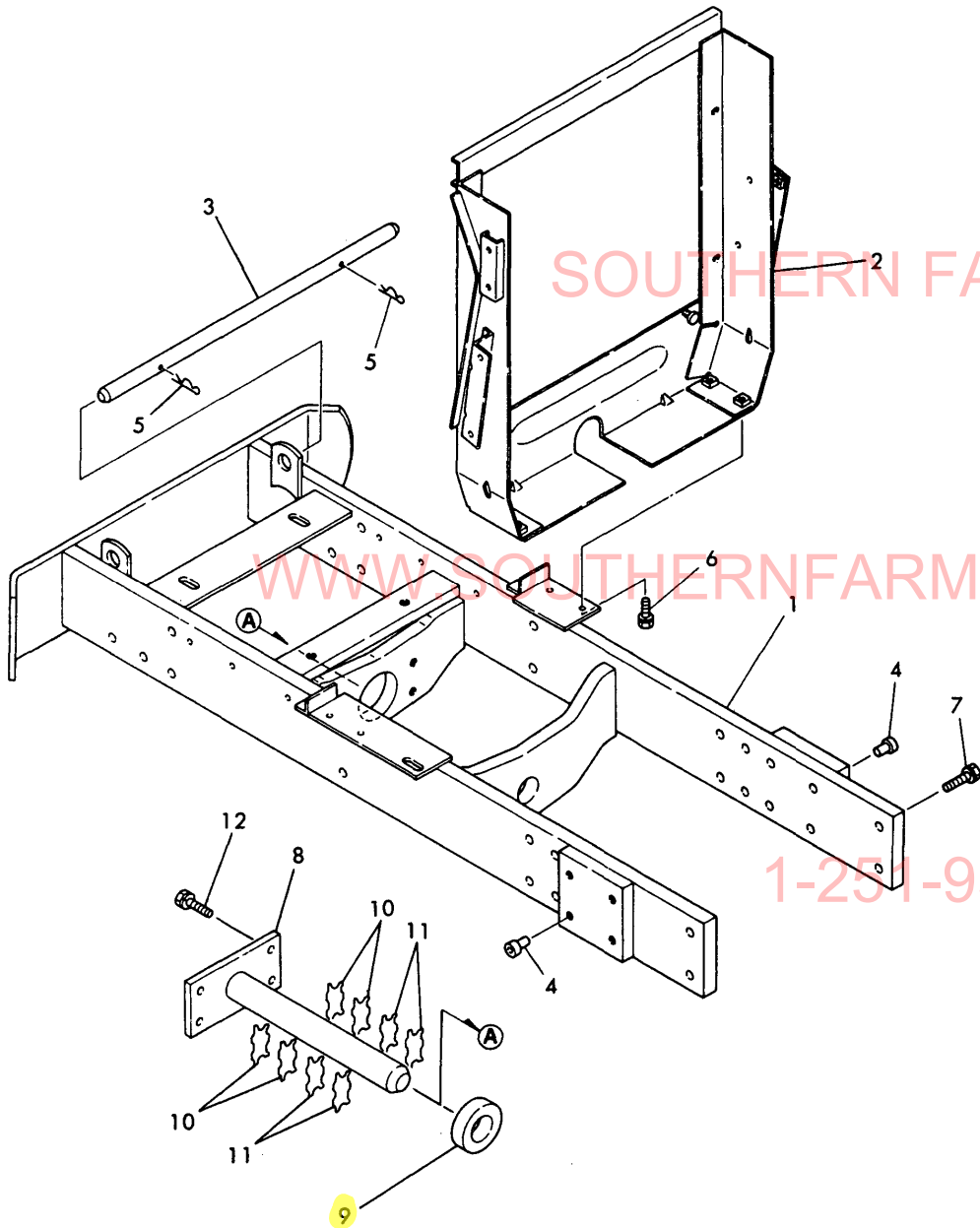
1-251-957-2857

Fig.31. FRONT AXLE BRACKET

(A)=YM226  
(B)=YM226D  
(C)=

(D)=  
(E)=  
(F)=

Fig. 31 FRONT AXLE BRACKET



REF.	LEV.	PARTS NO.	DESCRIPTION	Q'TY						I	R
				(A)	(B)	(C)	(D)	(E)	(F)		
1	1	194432-11110-X	BRACKET, FRONT AXLE	1	1						
1-1	1	194432-11111-X	BRACKET, FRONT AXLE	1	1						N
		(A=T/# 20705) (B=T/# 41820)									
1-2	1	194432-11112-X	BRACKET, FRONT AXLE	1	1						N
		(A=T/# 20768) (B=T/# 42059)									
2	1	194432-11130-X	BRACKET, RADIATOR	1	1						
3	1	194432-11140	PIN, LOCK	1	1						
4	1	194150-21910	PLUG 11.2	8	8						
5	1	22360-160000	SNAP PIN 16	2	2						
6	1	26013-080162	BOLT W/WASHER M8X16	4	4						
6-1	1	26106-080162	BOLT M 8X 16 PLATED	4	4						N
		(A=T/# 20793) (B=T/# 42307)									
7	1	26013-120302	BOLT W/WASHER M12X30	12	12						
8	1	194311-11510-X	PIN, CENTER	1	1						
9	1	194311-11520	SPACER 30X55X18	4	4						
9-1	1	194311-11520	SPACER 30X55X18	1	1						K
		(A=EXXX) (B=EXXX)									
10	1	194191-13232	SHIM (T=0.5)	4	4						1
11	1	194191-13240	SHIM (T=0.25)	4	4						1
12	1	26013-120302	BOLT W/WASHER M12X30	4	4						

1-251-957-2857

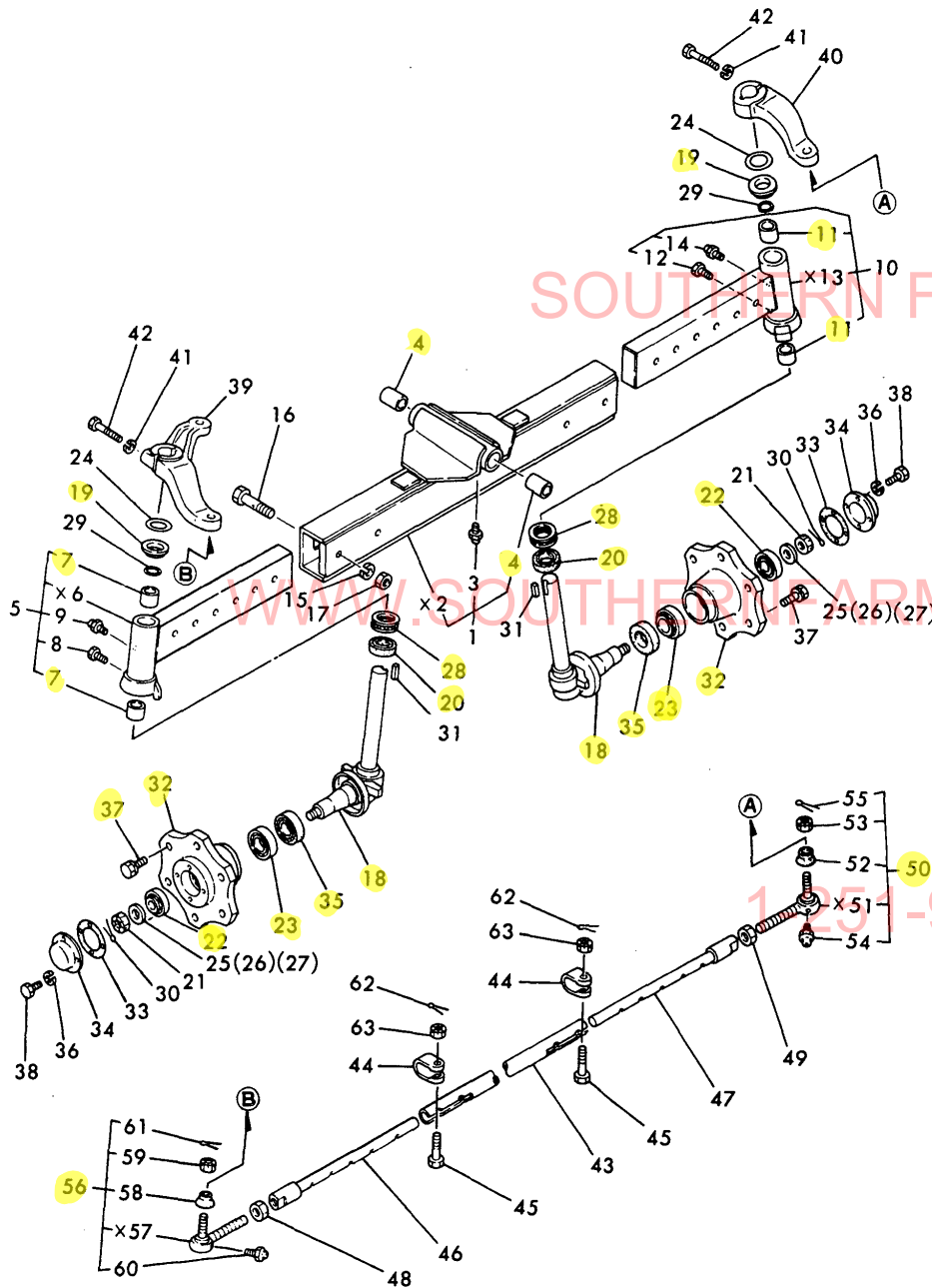


Fig.32. FRONT AXLE(FOR YM226)

(A)=YM226  
(B)=YM226D  
(C)=

(D)=  
(E)=  
(F)=

Fig. 32 FRONT AXLE [For Model YM226]



REF.	LEV.	PARTS NO.	DESCRIPTION	Q'TY						I	R
				(A)	(B)	(C)	(D)	(E)	(F)		
1	1	194432-11210-X	AXLE ASSY, FRONT	1							
3	2	24761-060000	NIPPLE MT6X1, GREASE	1							
4	2	194312-11520	BUSH 30X34X25	2							
5	1	194432-11300-X	EXTENSION	1							
7	2	194464-11340	BUSH 30X34X32	2							
8	2	194145-11350	BOLT M 6X 5	1							
9	2	24761-060000	NIPPLE MT6X1, GREASE	1							
10	1	194432-11400-X	EXTENSION	1							
11	2	194464-11340	BUSH 30X34X32	2							
12	2	194145-11350	BOLT M 6X 5	1							
14	2	24761-060000	NIPPLE MT6X1, GREASE	1							
15	1	22217-160000	SPRING WASHER 16	4							
16	1	26116-160652	BOLT M16X 65 PLATED	4							
17	1	26716-160002	NUT M16	4							
18	1	194145-11801-X	PIN ASSY, KING	2							
19	1	194145-11820	COVER, KING PIN	2							
20	1	194145-11860	SEAL TC 385209, OIL	2							
21	1	194145-11870	CASTLE NUT	2							
22	1	194145-11910	ROLLER BEARING	2							
22-1	1	24141-302050	ROLLER BEARING	2							N
(A=T# 20774)											
23	1	194145-11920	ROLLER BEARING	2							
24	1	194145-11930	SHIM	2							
25	1	194145-11970	WASHER T=3	2							1
26	1	194145-11980	WASHER T=3	2							1
27	1	194145-11990	WASHER T=3	2							1
28	1	1A1030-12200	BALL BEARING	2							
29	1	194990-57740	O-RING 30X2.4	2							
30	1	22417-400450	COTTER PIN 4.0X45	2							
31	1	22512-100340	KEY 10X 34	2							
32	1	194145-12611-X	HUB, FRONT WHEEL	2							
33	1	194145-12630	GASKET	2							
34	1	194145-12640-X	CAP, FRONT WHEEL HUB	2							
35	1	194130-12720	SEAL TC6 406219, OIL	2							
36	1	22217-060000	SPRING WASHER 6	8							Z
(A=T# 20793)											
37	1	26013-140252	BOLT M14X 25	12							
37-1	1	194180-12650	BOLT M14X 25	12							N
(A=*1982.)											
37-2	1	194278-12650	BOLT W/WASHER M14X25	12							N
(A=T# 20734)											
38	1	26116-060122	BOLT M 6X 12	8							
38-1	1	26106-060102	BOLT M 6X 10 PLATED	8							N
(A=T# 20793)											
39	1	194432-14110-X	ARM (L), KNUCKLE	1							
40	1	194240-14210-X	ARM, KNUCKLE	1							
41	1	22217-120000	WASHER 12,SPRING	2							
42	1	26116-120602	BOLT M12X 60 PLATED	2							
43	1	194432-12310-X	TIE-ROD	1							
44	1	194130-12321-X	CLAMP	4							
45	1	194130-12330	BOLT M10X 38	4							

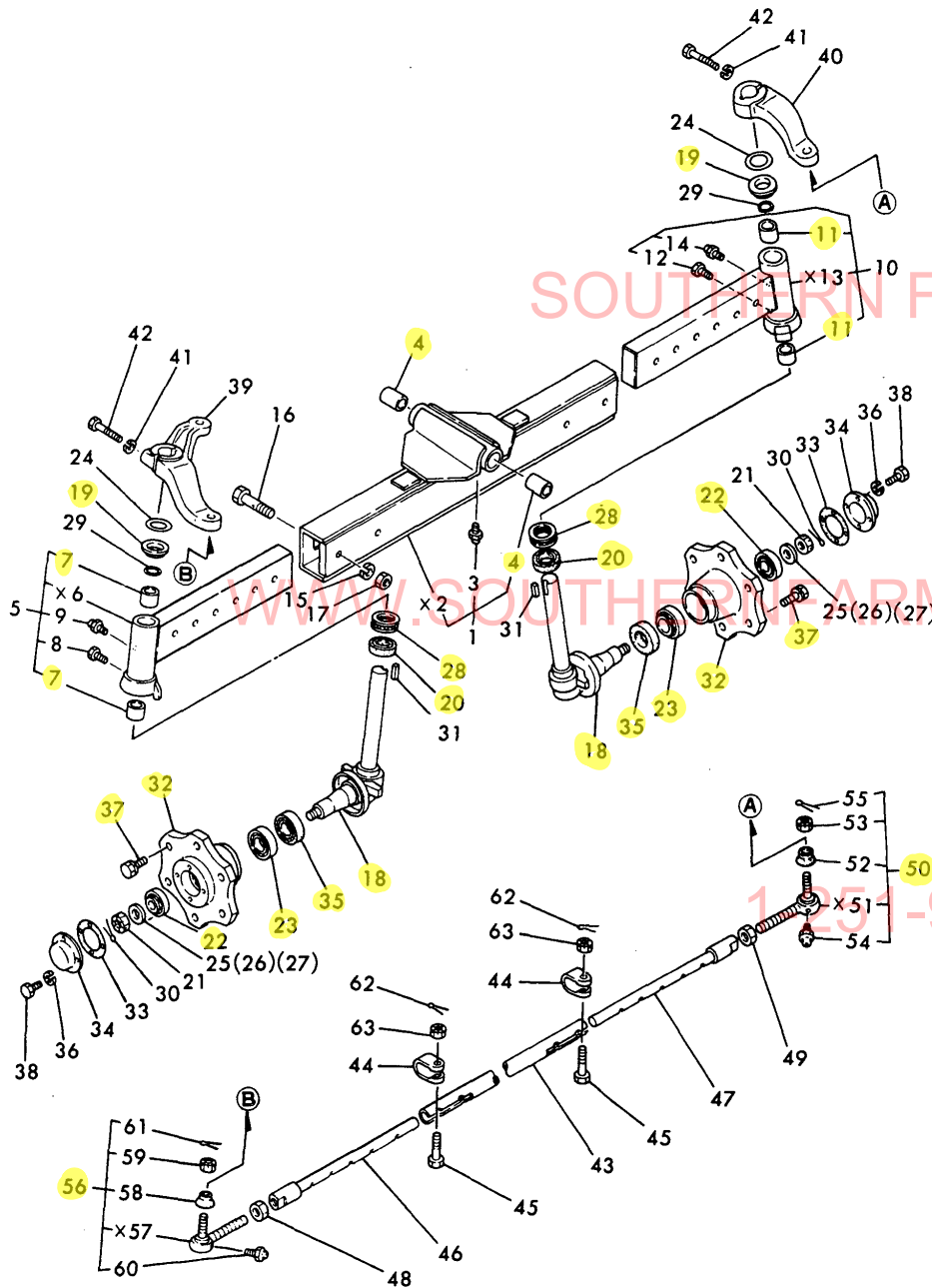
N:Old  $\frac{Yes}{No}$  New, Q:Old  $\frac{No}{Yes}$  New, R:Old  $\frac{Yes}{No}$  New, S:Old  $\frac{No}{Yes}$  New, W:Add, Z:Discontinued, F:Interchangeable by set, K:Q'ty Change  
 ++ CONTINUE ++  
 (C)Copy Rights YANMAR CO.,LTD.

Fig.32. FRONT AXLE(FOR YM226)

(A)=YM226  
(B)=YM226D  
(C)=

(D)=  
(E)=  
(F)=

Fig. 32 FRONT AXLE [For Model YM226]



REF.	LEV.	PARTS NO.	DESCRIPTION	Q'TY						I	R
				(A)	(B)	(C)	(D)	(E)	(F)		
46	1	194432-12340-X	EXTENSION, TIE-ROD	1							
47	1	194432-12350-X	EXTENSION, TIE-ROD	1							
48	1	194990-22830	NUT M17	1							
49	1	194990-22840	NUT M17	1							
50	1	794730-57122	END ASSY, TIE-ROD	1							
50-1	1	194730-57120	END(RL) ASSY, TIE-ROD	1							N
(A=T# 20695)											
52	2	194730-57220	COVER, DUST	1							
53	2	194730-57241	NUT M12	1							
54	2	24761-060000	NIPPLE MT6X1, GREASE	1							
55	2	22417-300250	COTTER PIN 3.0X 25	1							
56	1	794730-57132	END ASSY, TIE-ROD	1							
56-1	1	194730-57130	END(LR)ASSY, TIE-ROD	1							N
(A=T# 20695)											
58	2	194730-57220	COVER, DUST	1							
59	2	194730-57241	NUT M12	1							
60	2	24761-060000	NIPPLE MT6X1, GREASE	1							
61	2	22417-300250	COTTER PIN 3.0X 25	1							
62	1	22417-250250	COTTER PIN 2.5X25	4							
63	1	26837-100002	CASTLE NUT M10	4							

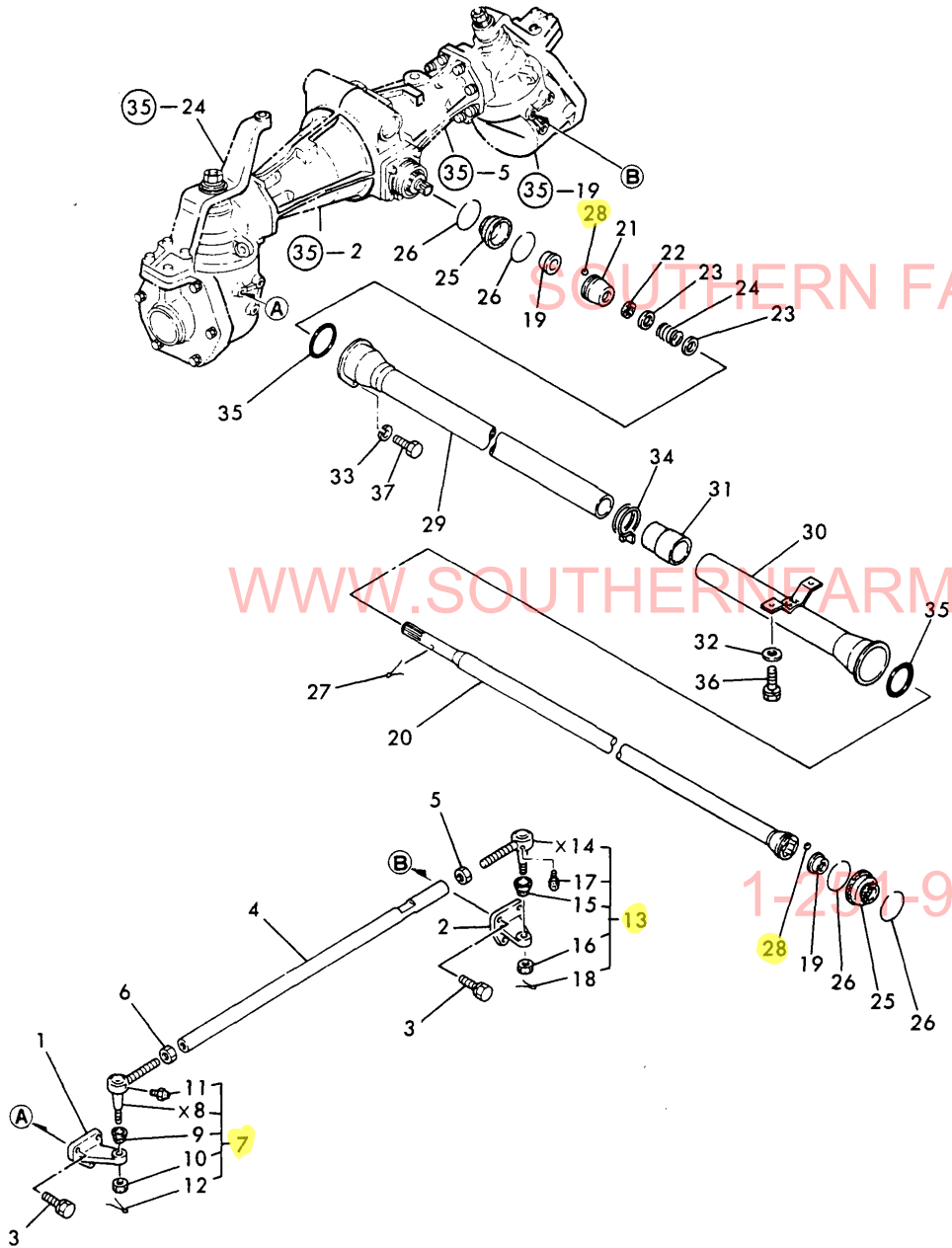


Fig.33. PROPELLER SHAFT(FOR YM226D)

(A)=YM226  
(B)=YM226D  
(C)=

(D)=  
(E)=  
(F)=

Fig. 33 PROPELLER SHAFT OF FRONT AXLE [For Model YM226D]



REF.	LEV.	PARTS NO.	DESCRIPTION	QTY						I	R
				(A)	(B)	(C)	(D)	(E)	(F)		
1	1	194311-12110-X	ARM, KNUCKLE		1						
2	1	194311-12210-X	ARM, KNUCKLE		1						
3	1	26013-100282	BOLT M10X 28		6						
3-1	1	26013-100302 (B=*1982.12)	BOLT M10X 30		6						N
4	1	194311-12310-X	TIE-ROD		1						
5	1	194990-22830	NUT M17		1						
6	1	194990-22840	NUT M17		1						
7	1	794730-57122-X	END(RL) ASSY,TIE-ROD		1						
7-1	1	194730-57120-X (B=T/# 41682)	END(RL)ASSY, TIE-ROD		1						N
9	2	194730-57220	COVER, DUST		1						
10	2	194730-57241	NUT M12		1						
11	2	24761-060000	NIPPLE MT6X1, GREASE		1						
12	2	22417-300250	COTTER PIN 3.0X 25		1						
13	1	794730-57132-X	END(LR) ASSY,TIE-ROD		1						
13-1	1	194730-57130-X (B=T/# 41682)	END(LR)ASSY, TIE-ROD		1						N
15	2	194730-57220	COVER, DUST		1						
16	2	194730-57241	NUT M12		1						
17	2	24761-060000	NIPPLE MT6X1, GREASE		1						
18	2	22417-300250	COTTER PIN 3.0X 25		1						
19	1	194191-13270	SLEEVE		2						
20	1	194362-13300-X	SHAFT ASSY,PROPELLER		1						
21	1	194191-13331-X	COUPLING		1						
22	1	194191-13340	SEAL, SPLINE SHAFT		1						
23	1	194191-13350	SPACER 20X30X1.6		2						
24	1	194311-13360	SPRING, TENSION		1						
25	1	194191-13370	BOOT, RUBBER		2						
25-1	1	194640-13340	BOOT, RUBBER		2						N
26	1	194150-51620 (B=T/# 41674)	CLAMP, WIRE HARNESS		4						Z
27	1	22417-400400	COTTER PIN 4.0X40		1						
28	1	24190-100001	BALL 5/16, STEEL		12						
29	1	194362-14610-X	COVER, FRONT SHAFT		1						
30	1	194362-14640-X	COVER, REAR SHAFT		1						
31	1	194362-14650	BOOT, RUBBER		1						
32	1	22137-080000	WASHER 8, POLISHED		2						
33	1	22217-100000	SPRING WASHER 10		1						
34	1	23010-060000	CLAMP 60		1						
35	1	24321-000600	O-RING 1A G-60.0		2						
36	1	26013-080162	BOLT W/WASHER M8X16		2						
37	1	26126-100162	BOLT M10X 16 PLATED		1						
37-1	1	26116-100162	BOLT M10X 16 PLATED		1						N

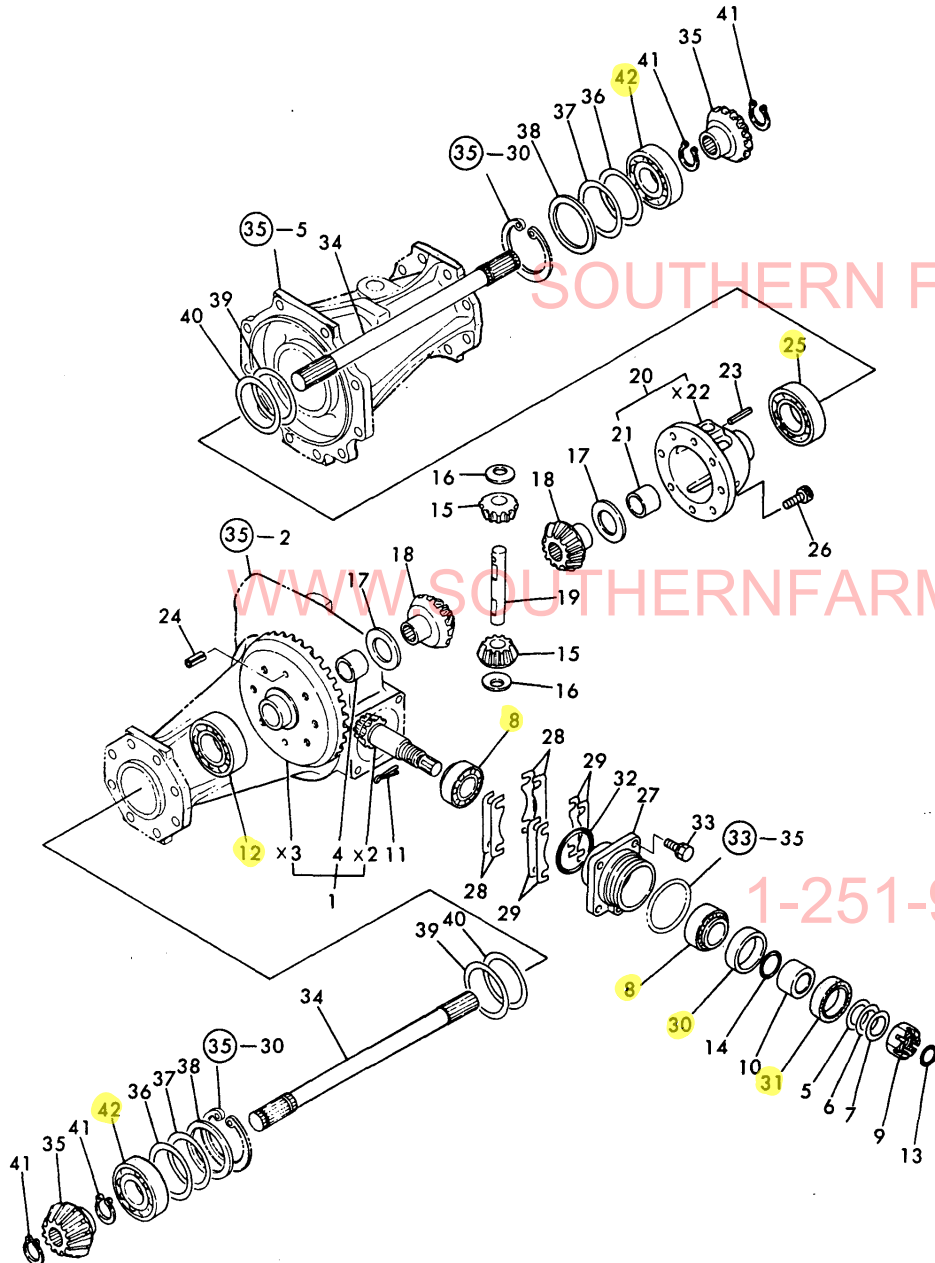
(B=T/# 41024)

Fig.34. 1ST SHAFT & RING GEAR(YM226D)

(A)=YM226  
(B)=YM226D  
(C)=

(D)=  
(E)=  
(F)=

Fig. 34 1st SHAFT & RING GEAR OF FRONT AXLE [For Model YM226D]



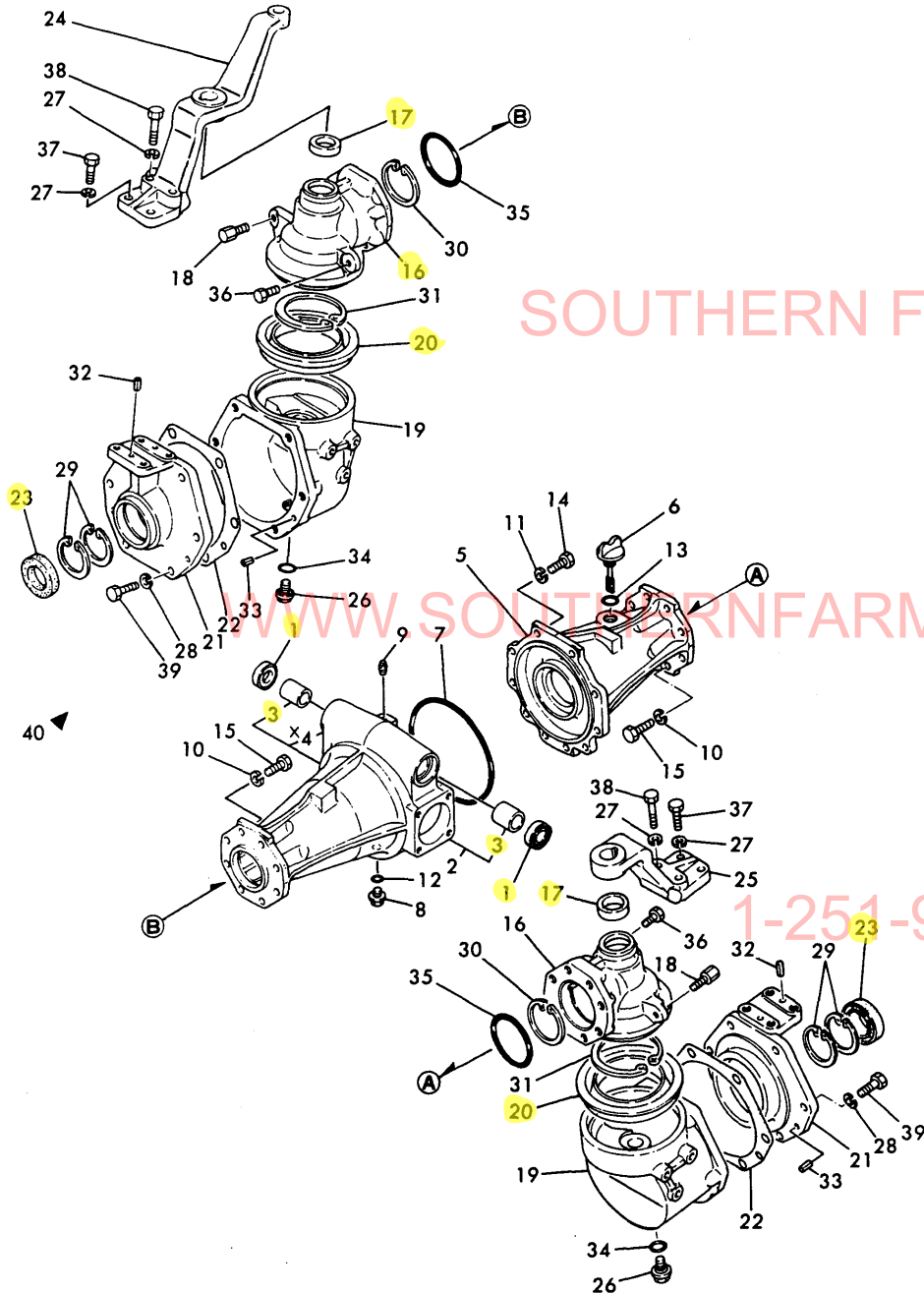
REF.	LEV.	PARTS NO.	DESCRIPTION	Q'TY						I	R	
				(A)	(B)	(C)	(D)	(E)	(F)			
1	1	194311-13101	GEAR ASSY, RING		1							
4	2	194190-31490	BUSH 32X36X20		1							
5	1	194311-13130	SHIM (A)		1							1
6	1	194311-13140	SHIM (B)		1							1
7	1	194311-13150	SHIM (C)		1							1
8	1	194191-13530	ROLLER BEARING		2							
9	1	194191-13540	CASTLE NUT M28X1.5		1							
10	1	194191-13671	COLLAR 28X40X12		1							
11	1	22417-250400	COTTER PIN 2.5X40		1							
12	1	24101-060094	BALL BEARING		1							
13	1	24311-000210	O-RING 1A P-21.0		1							
14	1	24341-000250	O-RING 1A S-25.0		1							
15	1	194740-10850	PINION, DIFFERENTIAL		2							
16	1	194740-10870	SHIM		2							
17	1	194740-10880	SPACER		2							
18	1	194190-31510	GEAR, DIFFERENTIAL		2							
19	1	194420-31820	SHAFT, DIFFERENTIAL		1							
20	1	194190-32100	HOUSING ASSY, DIFF.		1							
21	2	194190-31490	BUSH 32X36X20		1							
23	1	22351-040025	PIN 4X25, SPRING		1							
24	1	22351-080018	SPRING PIN 8X18		2							
25	1	24101-060094	BALL BEARING		1							
26	1	26450-080182	BOLT M 8X 18		6							
27	1	194311-13450-X	CAP		1							
28	1	194311-13460	SHIM(A) T=0.3		4							1
29	1	194311-13470	SHIM(B) T=0.2		4							1
30	1	194191-13662	COLLAR 52.4X55X6		1							
31	1	194191-13681	SEAL TC40 55 8, OIL		1							
31-1	1	24421-405508	SEAL TC40 55 08, OIL		1							R
				(B=T/# 41542)								
32	1	24341-000630	O-RING 1A S-63.0		1							
33	1	26013-080222	BOLT M 8X 22		4							
33-1	1	26013-080252	BOLT M 8X 25		4							N
				(B=*1982.12)								
34	1	194311-13510	SHAFT, FRONT DRIVE		2							
34-1	1	194311-13511	SHAFT, FRONT AXLE		2							N
				(B=T/# 41377)								
35	1	194311-13520	PINION, DRIVE SHAFT		2							
36	1	194311-13530	SHIM(A) L=0.2		4							1
37	1	194311-13540	SHIM(B) L=0.3		4							1
38	1	194311-13550	SPACER		2							
39	1	194190-31120	SHIM(A) L=0.3		2							1
40	1	194190-31130	SHIM(B) L=0.2		2							1
41	1	22242-000240	CIRCLIP 24		4							
42	1	24101-062074	BALL BEARING		2							

Fig.35. CASING OF FRONT AXLE(YM226D)

(A)=YM226  
(B)=YM226D  
(C)=

(D)=  
(E)=  
(F)=

Fig. 35 CASING OF FRONT AXLE [For Model YM226D]



REF.	LEV.	PARTS NO.	DESCRIPTION	(A)	(B)	(C)	(D)	(E)	(F)	Q'TY	I	R
1	1	194311-13430	SEAL KC30 42 7, OIL		2							
2	1	194431-13600-X	HOUSING ASSY, AXLE		1							
3	2	194312-11520	BUSH 30X34X25									
5	1	194431-13620-X	HOUSING, FRONT AXLE		1							
6	1	194313-13630	PLUG 20		1							
7	1	194313-13640	O-RING 159.3-S		1							
8	1	194151-24770	PLUG 14, OIL		1							
8-1	1	23491-140002	PLUG 14		1							N
		(B=T/# 41961)										
9	1	194151-36670	PLUG PT02		1							Z
		(B=T/# 40601)										
10	1	22217-100000	SPRING WASHER 10		16							
11	1	22217-100000	SPRING WASHER 10		10							
12	1	24311-000160	O-RING 1A P-16.0		1							
13	1	24311-000220	O-RING 1A P-22.0		1							
14	1	26116-100252	BOLT M10X 25 PLATED		10							
15	1	26116-100302	BOLT M10X 30 PLATED		16							
16	1	194313-13710-X	CASE, SIDE GEAR		2							
17	1	194311-13720	SEAL TCX6 25 40 7		2							
18	1	194311-13730	BOLT		2							
19	1	194311-13751-X	BOX, FRONT GEAR		2							
20	1	194311-13760	SEAL TCS115 145 13.5		2							
21	1	194311-13771-X	CASE, FRONT BEARING		2							N
21-1	1	194311-13772-X	CASE, FRONT BEARING		2							N
		(B=T/# 41387)										
21-2	1	194171-13770-X	CASE, FRONT BEARING		2							S 1
		(B=T/# 42272)										
22	1	194362-13780	GASKET		2							
23	1	194313-13790	SEAL TC6Y50 68 12.5		1							
23-1	1	194171-13870	SEAL TC6Y689013		2							S 1
		(B=T/# 42272)										
24	1	194362-13810-X	SUPPORT, KING PIN		1							
24-1	1	194362-13811-X	SUPPORT, KING PIN		1							N
		(B=*1982.)										
24-2	1	194362-13812-X	SUPPORT, KING PIN		1							N
		(B=T/# 41567)										
25	1	194362-13820-X	SUPPORT, KING PIN		1							
26	1	194151-24770	PLUG 14, OIL		2							
26-1	1	23491-140002	PLUG 14		2							N
		(B=T/# 41961)										
27	1	22217-100000	SPRING WASHER 10		8							
28	1	22217-120000	WASHER 12, SPRING		12							
29	1	22252-000680	CIRCLIP 68		4							
29-1	1	22252-000900	CIRCLIP 90		4							S 1
		(B=T/# 42272)										
30	1	22252-000720	CIRCLIP 72		2							
31	1	22252-001000	CIRCLIP 100(H)		2							
32	1	22352-080020	SPRING PIN 8X20		4							
32-1	1	22351-080020	SPRING PIN 8X20		4							N
		(B=*)										
33	1	22351-080020	SPRING PIN 8X20		4							

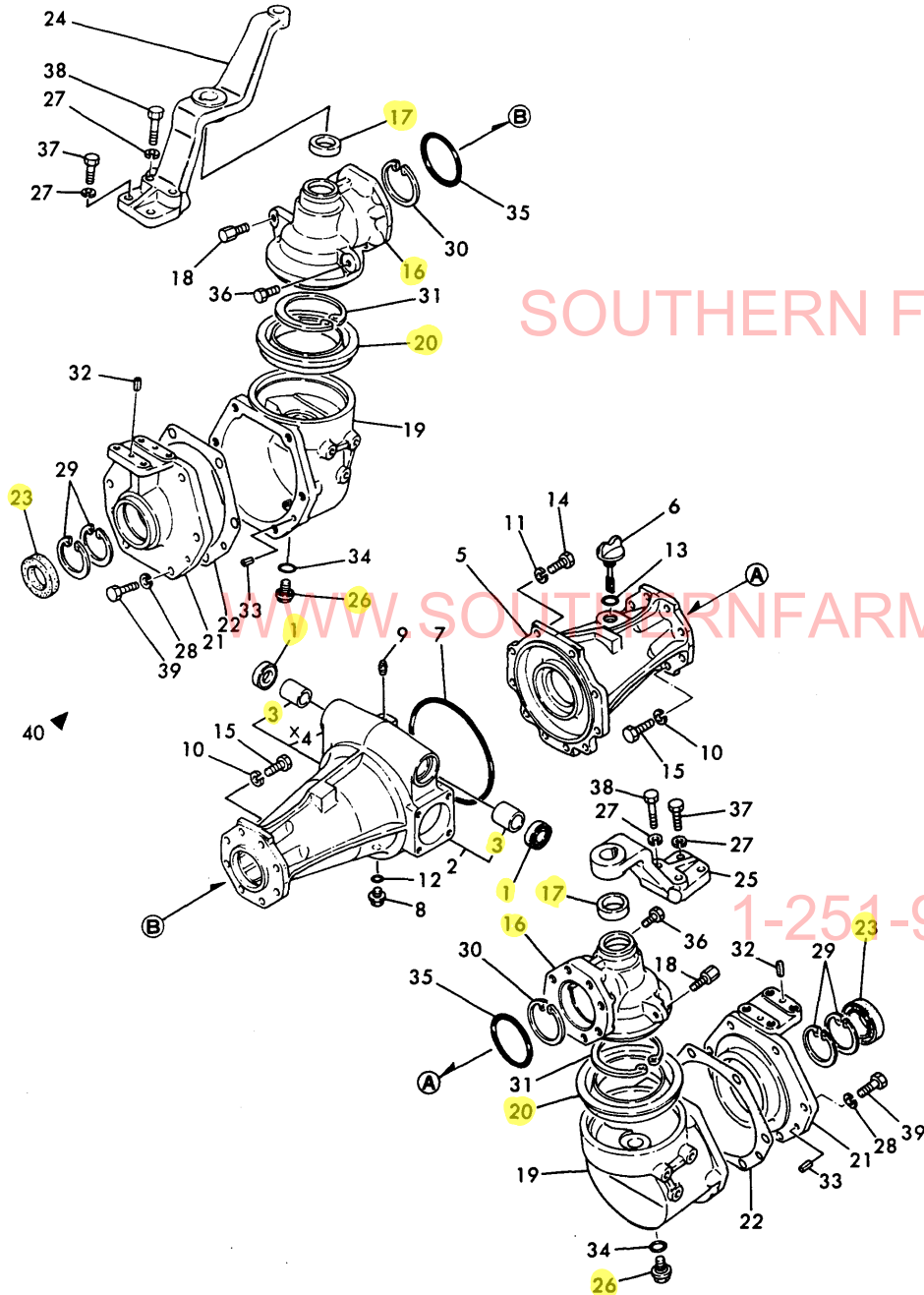
N:Old  $\frac{Yes}{No}$  New, Q:Old  $\frac{No}{Yes}$  New, R:Old  $\frac{Yes}{Yes}$  New, S:Old  $\frac{No}{No}$  New, W:Add, Z:Discontinued, F:Interchangeable by set, K:Q'ty Change  
 ++ CONTINUE ++  
 (C)Copy Rights YANMAR CO.,LTD.

Fig.35. CASING OF FRONT AXLE(YM226D)

(A)=YM226  
(B)=YM226D  
(C)=

(D)=  
(E)=  
(F)=

Fig. 35 CASING OF FRONT AXLE [For Model YM226D]



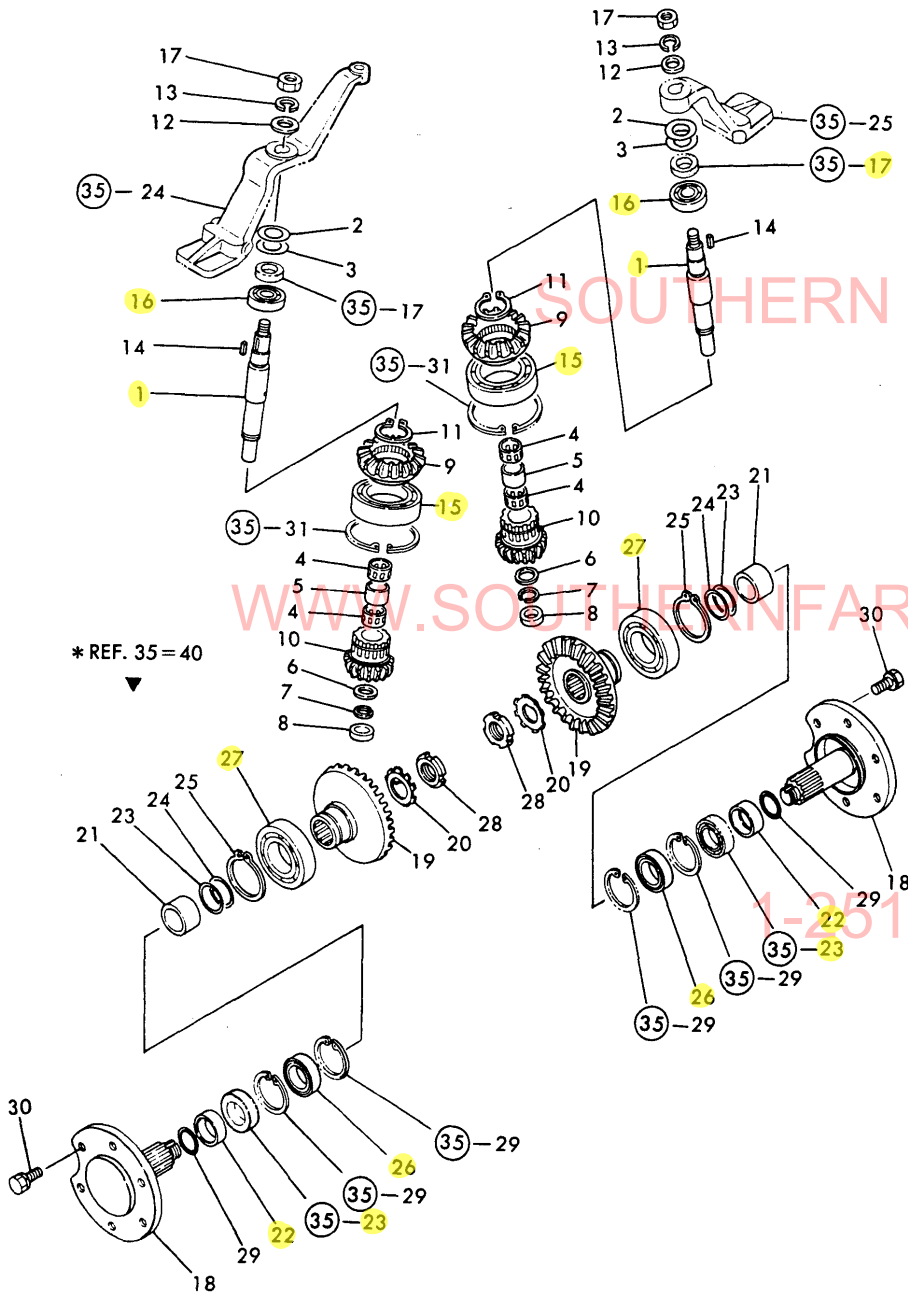
REF.	LEV.	PARTS NO.	DESCRIPTION	Q'TY						I	R
				(A)	(B)	(C)	(D)	(E)	(F)		
34	1	24311-000160	O-RING 1A P-16.0		2						
35	1	24321-000700	O-RING 1A G70		2						
36	1	26116-100162	BOLT M10X 16 PLATED		2						
37	1	26116-100302	BOLT M10X 30 PLATED		4						
38	1	26116-100452	BOLT M10X 45 PLATED		4						
39	1	26116-120352	BOLT M12X 35 PLATED		12						
40	1	794171-14100	SPINDLE KIT, FRONT		1						W 1
(B=T/# 42272)											
41	2	*REF.36=30- 1	BOLT M14X 25		6						
42	2	*REF.35=28	SPRING WASHER 12		6						
43	2	*REF.35=39	BOLT M12X35		6						
44	2	*REF.35=21- 2	CASE, FRONT BEARING		1						
45	2	*REF.35=22	GASKET		1						
46	2	*REF.35=23- 1	SEAL TC6Y689013		1						
47	2	*REF.36=18- 1	SPINDLE, FRONT		1						
48	2	*REF.36=19- 1	GEAR, FRONT FINAL		1						
49	2	*REF.36=21- 1	COLLAR 60.5X26.5		1						
50	2	*REF.36=22- 1	COLLAR 50X68X17.5		1						
51	2	*REF.36=23- 1	SHIM (A), FRONT		2						
52	2	*REF.36=24- 1	SHIM (B), FRONT FINA		2						
53	2	*REF.36=28- 1	NUT M30 SET		1						
54	2	*REF.35=27	SPRING WASHER 10		4						
55	2	*REF.36=25	CIRCLIP 55		1						
56	2	*REF.36=29- 1	CIRCLIP 90		2						
57	2	*REF.35=32- 1	SPRING PIN 8X20		4						
58	2	*REF.36=26- 1	BALL BEARING		1						
59	2	*REF.36=27	BALL BEARING		1						
60	2	*REF.36=29- 1	O-RING 1A G-50.0		1						
61	2	*REF.35=37	BOLT M10X 30 PLATED		2						
62	2	*REF.35=38	BOLT M10X 45 PLATED		2						

Fig.36. 2ND SHAFT & SPINDLE(YM226D)

(A)=YM226  
(B)=YM226D  
(C)=

(D)=  
(E)=  
(F)=

Fig. 36 2nd SHAFT & SPINDLE OF FRONT AXLE [For Model YM226D]



REF.	LEV.	PARTS NO.	DESCRIPTION	Q'TY						I	R
				(A)	(B)	(C)	(D)	(E)	(F)		
1	1	194311-13850	SHAFT (2ND), FRONT	2							
2	1	194311-13860	SHIM(A) T=1.0	2							1
3	1	194311-13870	SHIM(B) T=1.2	2							1
4	1	194311-13880	NEEDLE BEARING	4							
5	1	194311-13890	COLLAR 28X33.5X22.5	2							
6	1	194311-13910	WASHER 28X33.5X2	2							
7	1	194311-13920	CIRCLIP WR28	2							
8	1	194311-13930	SPACER 25X35X5	2							
9	1	194311-13940	GEAR, FRONT DRIVE	2							
10	1	194311-13950	PINION, FINAL	2							
11	1	194311-13960	CIRCLIP 50-S	2							
12	1	22137-160000	WASHER 16,POLISHED	2							
13	1	22217-160000	SPRING WASHER 16	2							
14	1	22512-070220	KEY 7X22,FEATHER	2							
15	1	24101-060134	BALL BEARING	2							
16	1	24101-062054	BEARING #6205	2							
17	1	26716-160002	NUT M16	2							
18	1	194241-14101-X	SPINDLE ASSY, FRONT	2							
18-1	1	194171-14110-X	SPINDLE, FRONT (B=T/# 42272)	2							S 3
19	1	194311-14121	GEAR, FRONT FINAL	2							
19-1	1	194311-14122	GEAR, FRONT FINAL (B=T/# 42272)	2							N
20	1	194311-14130	WASHER 35 (B=T/# 42272)	2							Z
21	1	194311-14161	COLLAR 48.6X41.6	2							
21-1	1	194171-14160	COLLAR 60.5X26.5 (B=T/# 42272)	2							S 3
22	1	194311-14172	SEAL COLLAR 40X50X21	2							
22-1	1	194171-14170	COLLAR 50X68X17.5 (B=T/# 42272)	2							S 3
23	1	194311-14180	SHIM(A) L=0.2	2							2
23-1	1	194171-14180	SHIM (A), FRONT (B=T/# 42272)	4							S 3
24	1	194311-14190	SHIM(B) L=0.3	2							2
24-1	1	194171-14190	SHIM (B), FRONT FINA (B=T/# 42272)	4							S 3
25	1	22242-000550	CIRCLIP 55 (B=T/# 42272)	2							
26	1	24101-060084	BALL BEARING	2							
26-1	1	24101-062104	BALL BEARING (B=T/# 42272)	2							S 3
27	1	24101-062114	BALL BEARING	2							
28	1	24211-035002	LOCK NUT M35	2							
28-1	1	194491-14190	NUT M30 SET (B=T/# 42272)	2							S 3
29	1	24321-000400	O-RING 1A G-40.0	2							
29-1	1	24321-000500	O-RING 1A G-50.0 (B=T/# 42272)	2							S 3
30	1	26013-140252	BOLT M14X 25	12							
30-1	1	194278-12650	BOLT W/WASHER M14X25 (B=T/# 41961)	12							N

N:Old  $\begin{matrix} \text{Yes} \\ \text{No} \end{matrix}$  New, Q:Old  $\begin{matrix} \text{No} \\ \text{Yes} \end{matrix}$  New, R:Old  $\begin{matrix} \text{Yes} \\ \text{Yes} \end{matrix}$  New, S:Old  $\begin{matrix} \text{No} \\ \text{No} \end{matrix}$  New, W:Add, Z:Discontinued, F:Interchangeable by set, K:Q'ty Change

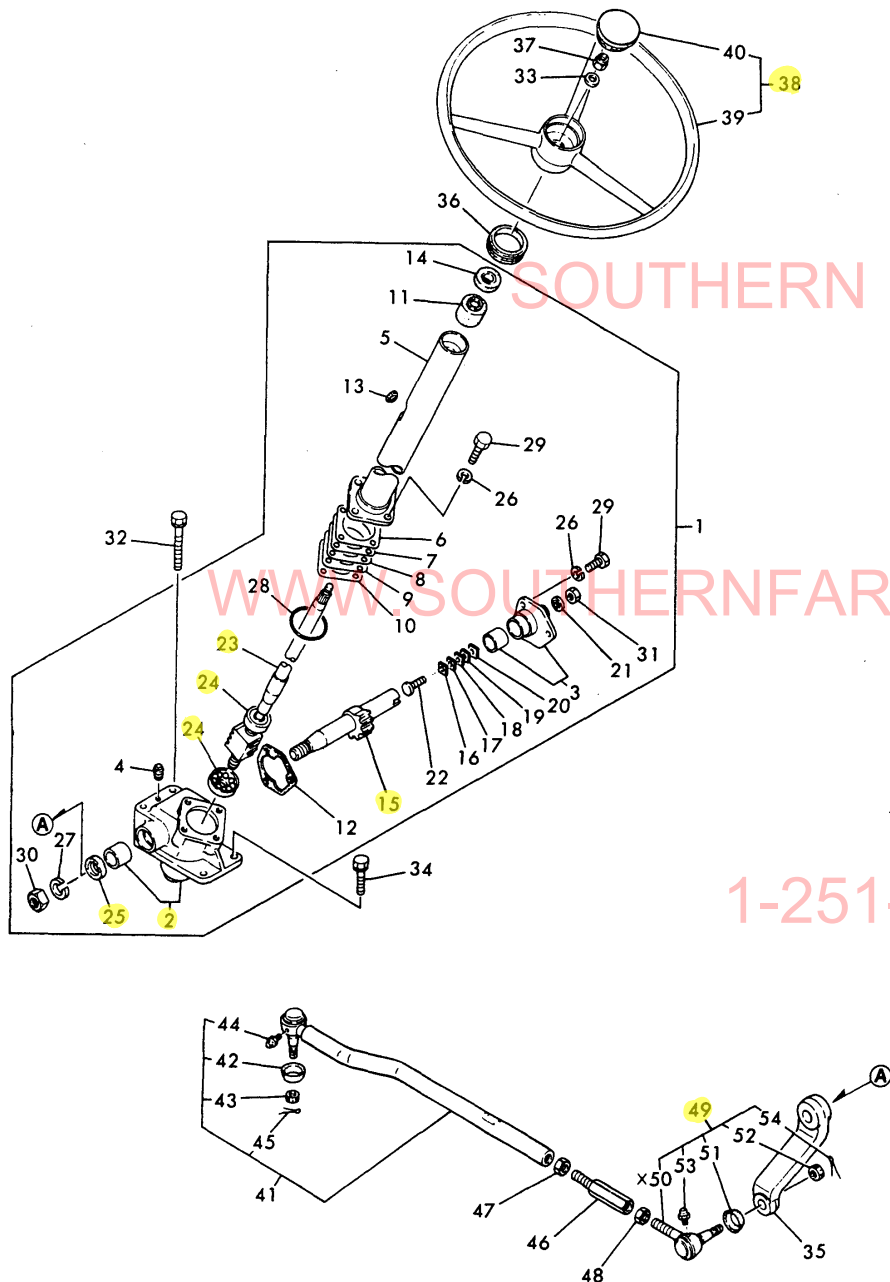


Fig.37. STEERING(FOR YM226)

(A)=YM226  
(B)=YM226D  
(C)=

(D)=  
(E)=  
(F)=

Fig. 37 STEERING [For Model YM226]



REF.	LEV.	PARTS NO.	DESCRIPTION	Q'TY						I	R
				(A)	(B)	(C)	(D)	(E)	(F)		
1	1	194241-15100-X	GEAR ASSY, STEERING	1							
2	2	194241-15110-X	BOX W/BUSH, GEAR	1							
3	2	194310-15150-X	COVER W/BUSH, SIDE	1							
3-1	2	194197-15150-X	COVER	1							N
		(A=T# 20774)									
4	2	194310-15170	PLUG	1							
5	2	194241-15200-X	COLUMN, STEERING	1							
6	2	194750-15250	SHIM T=0.05	1							1
7	2	194750-15260	SHIM T=0.07	1							1
8	2	194750-15270	SHIM T=0.08	1							1
9	2	194750-15280	SHIM T=0.1	1							1
10	2	194750-15290	SHIM T=0.2	1							1
11	2	194241-15310	BUSH, COLUMN	1							
12	2	194241-15320	GASKET, SIDE COVER	1							
12-1	2	194310-15320	GASKET, SIDE COVER	1							N
		(A=*)									
13	2	194440-15340	PLUG, BREATHER	1							
13-1	2	194440-15341	PLUG, BREATHER	1							S
		(A=T# 20760)									
14	2	194241-15350	SEAL, OIL	1							
15	2	194310-15411	SHAFT, SECTOR	1							
16	2	194080-15420	SHIM (A) (T=1.525)	1							2
17	2	194080-15430	SHIM (B) (T=1.555)	1							2
18	2	194080-15440	SHIM (C) (T=1.585)	1							2
19	2	194080-15450	SHIM (D) (T=1.615)	1							2
20	2	194080-15460	SHIM (E) (T=1.645)	1							2
21	2	194464-15450	SEAL WASHER	1							
22	2	194130-15470	SCREW, ADJUSTING	1							
23	2	194241-15500	NUT ASSY, BALL	1							
24	2	194750-15520	ROLLER BEARING	2							
25	2	194740-55620	SEAL, OIL	1							
26	2	22217-080000	SPRING WASHER 8	7							
27	2	22217-200000	SPRING WASHER 20	1							
28	2	24321-000500	O-RING 1A G-50.0	1							Z
		(A=T# 20760)									
29	2	26116-080222	BOLT M 8X 22 PLATED	7							
29-1	2	26116-080202	BOLT M 8X 20 PLATED	7							N
		(A=*1982.12)									
30	2	26736-200002	NUT M20	1							
30-1	2	26776-200002	LOCK NUT M20 PLATED	1							N
		(A=T# 20705)									
31	2	26776-100002	LOCK NUT M10 PLATED	1							
32	1	194310-15181	BOLT M10X 80	2							
33	1	194080-15550	WASHER 12	1							
34	1	194190-15560	BOLT	2							
34-1	1	26013-100302	BOLT M10X 30	2							N
		(A=*1982.11)									
34-2	1	26106-100302	BOLT M10X 30 PLATED	2							N
		(A=T# 20793)									
35	1	194197-15610-X	ARM, PITMAN	1							
36	1	194145-15651	GROMMET 42	1							

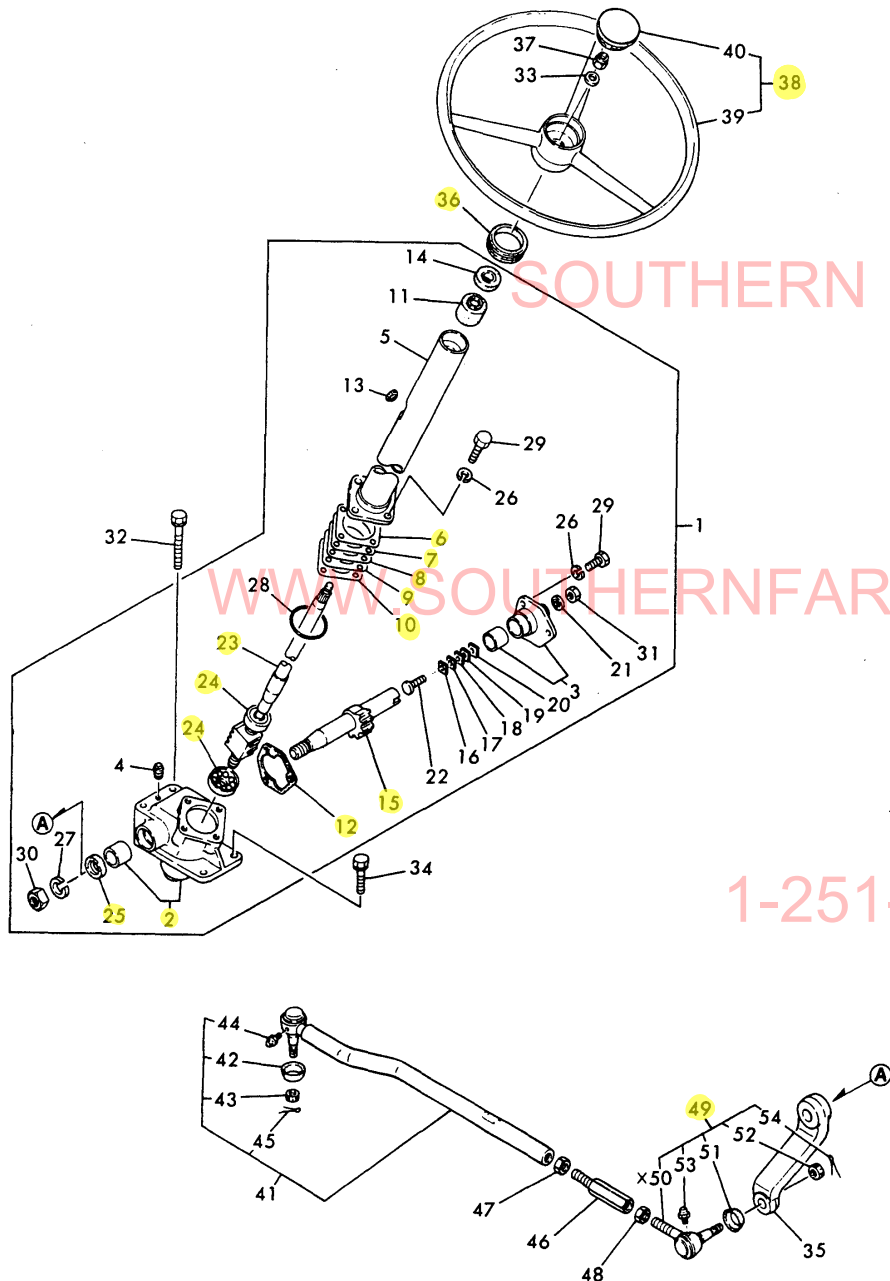
N:Old  $\frac{Yes}{No}$  New, Q:Old  $\frac{No}{Yes}$  New, R:Old  $\frac{Yes}{Yes}$  New, S:Old  $\frac{No}{No}$  New, W:Add, Z:Discontinued, F:Interchangeable by set, K:Q'ty Change  
 ++ CONTINUE ++  
 (C)Copy Rights YANMAR CO.,LTD.

Fig.37. STEERING(FOR YM226)

(A)=YM226  
(B)=YM226D  
(C)=

(D)=  
(E)=  
(F)=

Fig. 37 STEERING [For Model YM226]



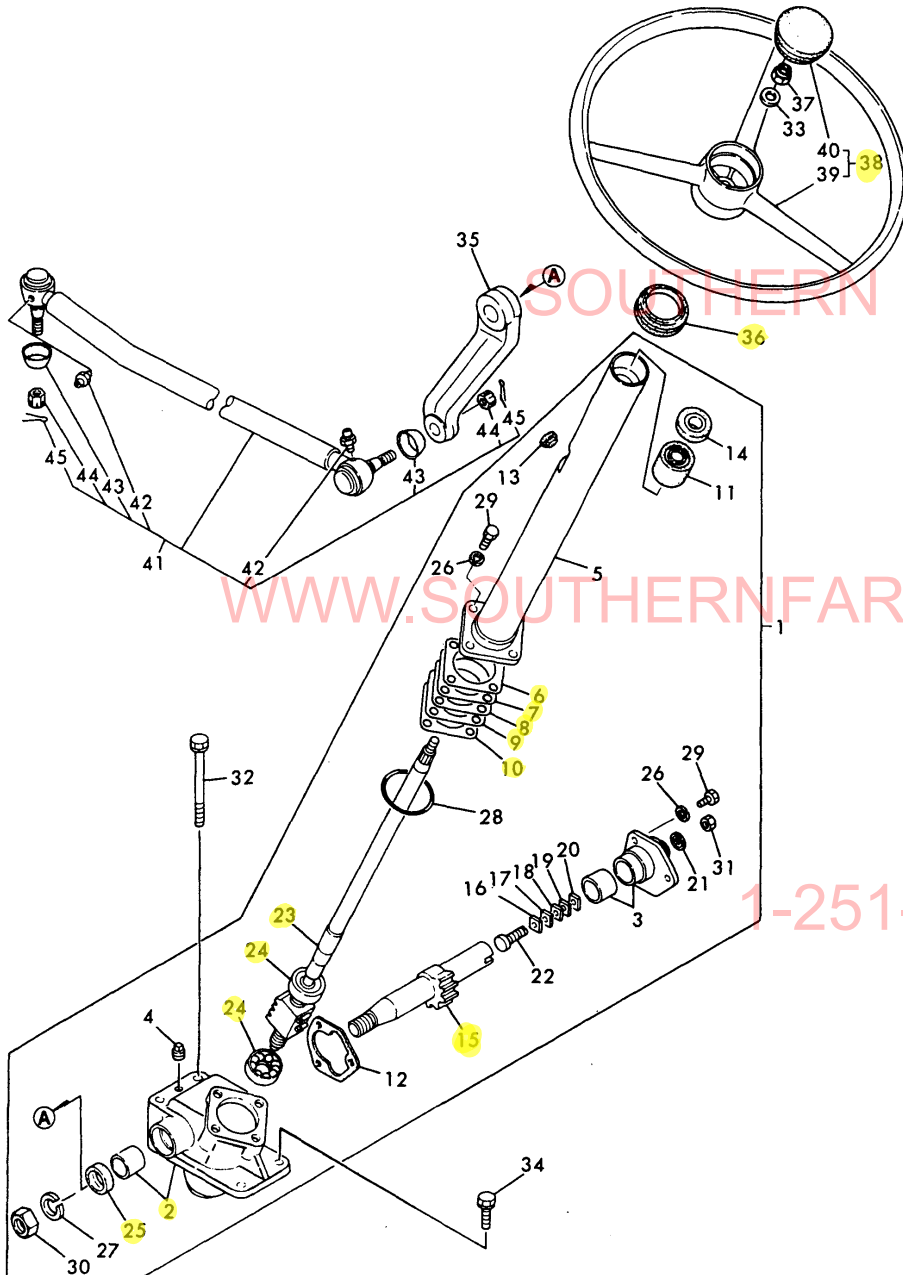
REF.	LEV.	PARTS NO.	DESCRIPTION	Q'TY						I	R
				(A)	(B)	(C)	(D)	(E)	(F)		
37	1	26356-120002	U-NUT M12	1							
38	1	194420-15700	WHEEL ASSY, STEERING	1							
39	2	194420-15710	WHEEL, STEERING	1							
40	2	194440-15870	CAP, STEERING WHEEL	1							
41	1	194432-16100-X	ROD ASSY, DRAG	1							
42	2	194730-57220	COVER, DUST	1							
43	2	194730-57241	NUT M12	1							
44	2	24761-060000	NIPPLE MT6X1, GREASE	1							
45	2	22417-300250	COTTER PIN 3.0X 25	1							
46	1	194464-16130-U	TURNBUCKLE	1							
47	1	194990-22830	NUT M17	1							
48	1	194990-22840	NUT M17	1							
49	1	794730-57122-X	END(RL) ASSY, TIE-ROD	1							
49-1	1	194730-57120-X	END ASSY, TIE-ROD	1							N
(A=T/# 20695)											
51	2	194730-57220	COVER, DUST	1							
52	2	194730-57241	NUT M12	1							
53	2	24761-060000	NIPPLE MT6X1, GREASE	1							
54	2	22417-300250	COTTER PIN 3.0X 25	1							

Fig.38. STEERING(FOR YM226D)

(A)=YM226  
(B)=YM226D  
(C)=

(D)=  
(E)=  
(F)=

Fig. 38 STEERING [For Model YM226D]



REF.	LEV.	PARTS NO.	DESCRIPTION	QTY						I	R
				(A)	(B)	(C)	(D)	(E)	(F)		
1	1	194241-15100-X	GEAR ASSY, STEERING		1						
2	2	194241-15110-X	BOX W/BUSH, GEAR		1						
3	2	194310-15150-X	COVER W/BUSH, SIDE		1						
3-1	2	194197-15150-X (B=T/# 42104)	COVER		1						N
4	2	194310-15170	PLUG		1						
5	2	194241-15200-X	COLUMN, STEERING		1						
6	2	194750-15250	SHIM T=0.05		1						1
7	2	194750-15260	SHIM T=0.07		1						1
8	2	194750-15270	SHIM T=0.08		1						1
9	2	194750-15280	SHIM T=0.1		1						1
10	2	194750-15290	SHIM T=0.2		1						1
11	2	194241-15310	BUSH, COLUMN		1						
12	2	194241-15320	GASKET, SIDE COVER		1						
12-1	2	194310-15320	GASKET, SIDE COVER		1						N
			(B=*)								
13	2	194440-15340	PLUG, BREATHER		1						
13-1	2	194440-15341	PLUG, BREATHER		1						S
			(B=T/# 42029)								
14	2	194241-15350	SEAL, OIL		1						
15	2	194310-15411	SHAFT, SECTOR		1						
16	2	194080-15420	SHIM (A) (T=1.525)		1						2
17	2	194080-15430	SHIM (B) (T=1.555)		1						2
18	2	194080-15440	SHIM (C) (T=1.585)		1						2
19	2	194080-15450	SHIM (D) (T=1.615)		1						2
20	2	194080-15460	SHIM (E) (T=1.645)		1						2
21	2	194464-15450	SEAL WASHER		1						
22	2	194130-15470	SCREW, ADJUSTING		1						
23	2	194241-15500	NUT ASSY, BALL		1						
24	2	194750-15520	ROLLER BEARING		2						
25	2	194740-55620	SEAL, OIL		1						
26	2	22217-080000	SPRING WASHER 8		7						
27	2	22217-200000	SPRING WASHER 20		1						
28	2	24321-000500	O-RING 1A G-50.0		1						Z
			(B=T/# 42029)								
29	2	26116-080222	BOLT M 8X 22 PLATED		7						
29-1	2	26116-080202	BOLT M 8X 20 PLATED		7						N
			(B=*1982.12)								
30	2	26736-200002	NUT M20		1						
30-1	2	26776-200002	LOCK NUT M20 PLATED		1						N
			(B=T/# 41804)								
31	2	26776-100002	LOCK NUT M10 PLATED		1						
32	1	194310-15181	BOLT M10X 80		2						
33	1	194080-15550	WASHER 12		1						
34	1	194190-15560	BOLT		2						
34-1	1	26013-100302	BOLT M10X 30		2						N
			(B=*1982.11)								
34-2	1	26106-100302	BOLT M10X 30 PLATED		2						N
			(B=T/# 42307)								
35	1	194197-15610-X	ARM, PITMAN		1						
36	1	194145-15651	GROMMET 42		1						

N:Old  $\begin{matrix} \leftarrow \text{Yes} \\ \text{No} \end{matrix}$  New, Q:Old  $\begin{matrix} \leftarrow \text{No} \\ \text{Yes} \end{matrix}$  New, R:Old  $\begin{matrix} \leftarrow \text{Yes} \\ \text{Yes} \end{matrix}$  New, S:Old  $\begin{matrix} \leftarrow \text{No} \\ \text{No} \end{matrix}$  New, W:Add, Z:Discontinued, F:Interchangeable by set, K:Q'ty Change  
 ++ CONTINUE ++  
 (C)Copy Rights YANMAR CO.,LTD.

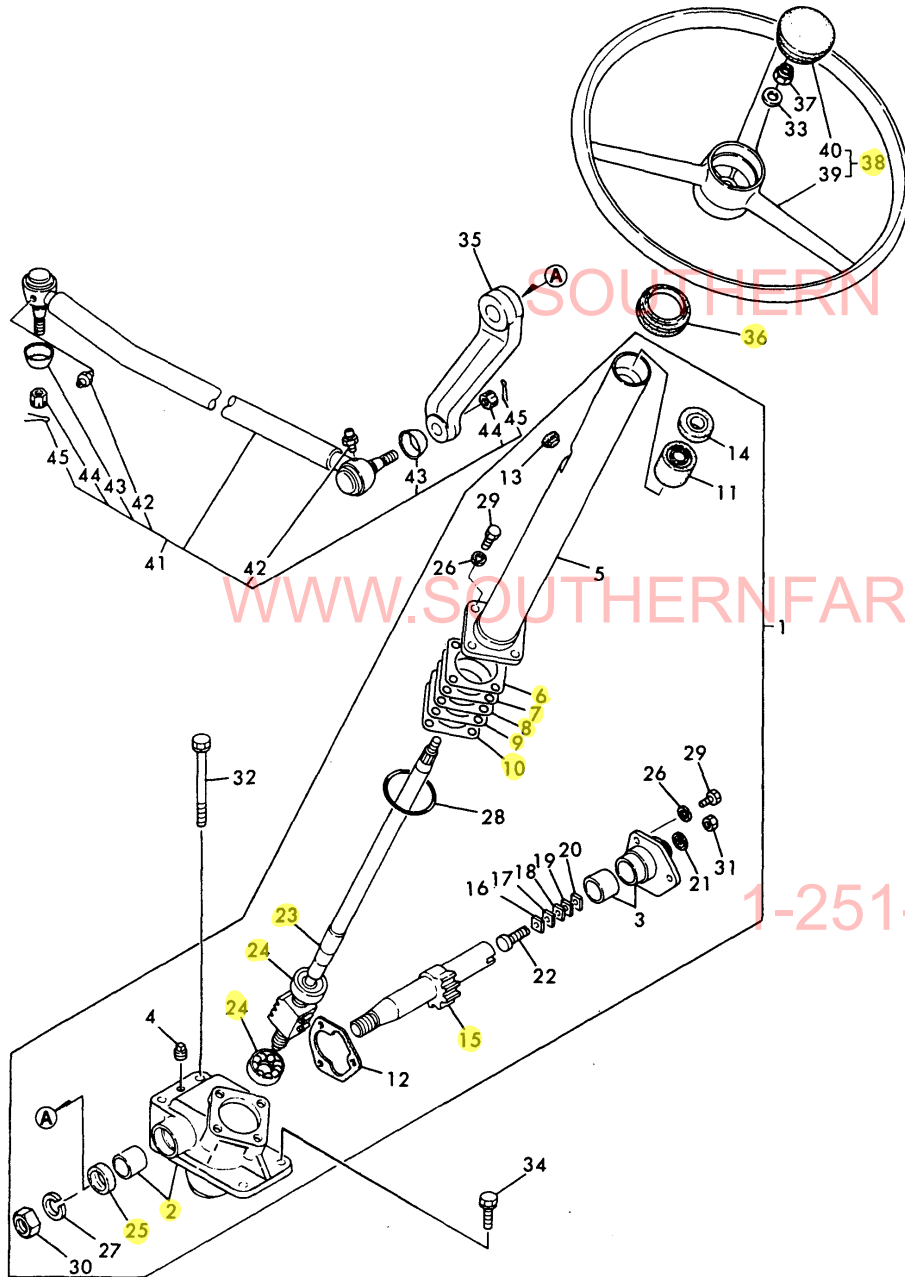


# Fig.38. STEERING(FOR YM226D)

(A)=YM226  
(B)=YM226D  
(C)=

(D)=  
(E)=  
(F)=

Fig. 38 STEERING [For Model YM226D]



REF.	LEV.	PARTS NO.	DESCRIPTION	Q'TY						I	R
				(A)	(B)	(C)	(D)	(E)	(F)		
37	1	26356-120002	U-NUT M12		1						
38	1	194420-15700	WHEEL ASSY, STEERING		1						
39	2	194420-15710	WHEEL, STEERING		1						
40	2	194440-15870	CAP, STEERING WHEEL		1						
41	1	194361-16100-X	ROD ASSY, DRAG		1						
41-1	1	194361-16101-X	ROD ASSY, DRAG		1						N
(B=T/# 41742)											
42	2	24761-060000	NIPPLE MT6X1, GREASE		2						
43	2	194730-57220	COVER, DUST		2						
44	2	194730-57241	NUT M12		2						
45	2	22417-300250	COTTER PIN 3.0X 25		2						

SOUTHERN FARM EQUIPMENT

WWW.SOUTHERNFARMEQUIPMENTIMPORTS.COM

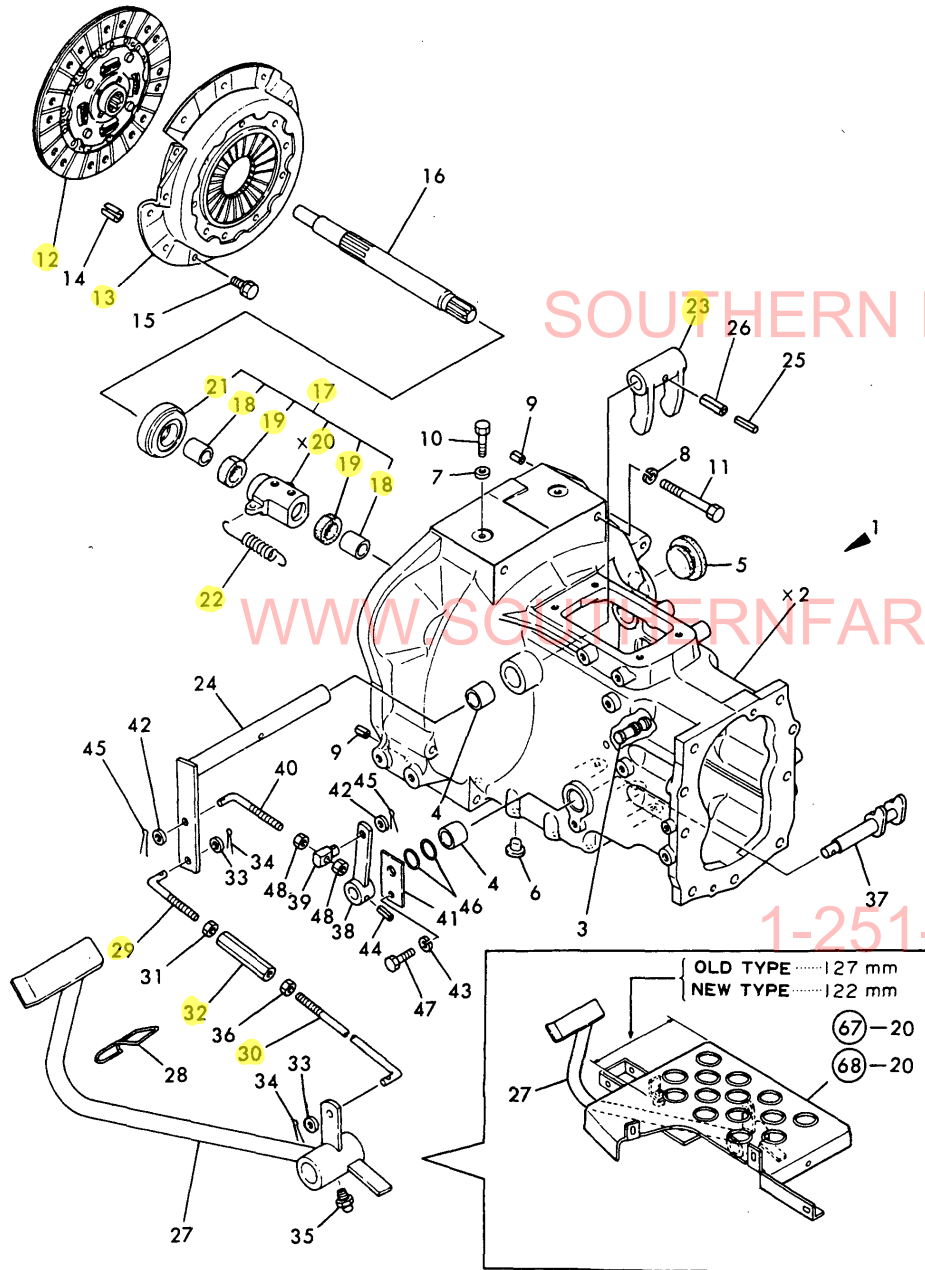
1-251-957-2857

Fig.39. CLUTCH HOUSING

(A)=YM226  
(B)=YM226D  
(C)=

(D)=  
(E)=  
(F)=

Fig. 39 CLUTCH HOUSING



REF.	LEV.	PARTS NO.	DESCRIPTION	(A)	(B)	(C)	(D)	(E)	(F)	QTY	I	R
1	1	194430-21101-X	HOUSING ASSY, CLUTCH	1	1							
1-1	1	194430-21102-X	HOUSING ASSY, CLUTCH	1	1							N
		(A=*1982.12) (B=*1982.12)										
3	2	194190-22250	PIN	2	2							
4	2	194130-22280	BUSH 20X25X25	3	3							
5	1	194450-21150	CAP, HOUSING	1	1							
5-1	1	194450-21151	CAP, HOUSING	1	1							N
		(A=T/# 20670) (B=T/# 41377)										
6	1	194150-21910	PLUG 11.2	8	8							
7	1	22137-080000	WASHER 8, POLISHED	2	2							
8	1	22217-100000	SPRING WASHER 10	7	7							
9	1	22351-080018	SPRING PIN 8X18	2	2							
10	1	26116-080122	BOLT M 8X 12 PLATED	2	2							
11	1	194197-21160	BOLT M10X115	7	7							
12	1	194361-21400	DISC, CLUTCH	1	1							
12-1	1	194115-21400	DISC, CLUTCH	1	1							N
		(A=T/# 20793) (B=T/# 42286)										
13	1	794150-21700	PLATE, PRESSURE	1	1							
14	1	22351-080018	SPRING PIN 8X18	3	3							
15	1	26013-080162	BOLT W/WASHER M8X16	6	6							
15-1	1	26106-080162	BOLT M 8X 16 PLATED	6	6							N
		(A=T/# 20793) (B=T/# 42307)										
16	1	194430-22110	SHAFT, MAIN DRIVE	1	1							
17	1	794150-22150	SLEEVE ASSY, BEARING	1	1							
18	2	194150-22160	BUSH 22X28X22	2	2							
19	2	194130-22170	FELT	2	2							
21	2	194990-42710	BEARING, CLUTCH	1	1							
22	1	194420-22240	SPRING, RETURN	2	2							
23	1	194150-22310	YOKE, CLUTCH SHIFT	1	1							
24	1	194420-22330-X	SHAFT,CLUTCH RELEASE	1	1							
25	1	22351-035032	SPRING PIN 3.5X32	1	1							
26	1	22351-060032	SPRING PIN 6X32	1	1							
27	1	194432-22410-X	PEDAL, CLUTCH	1	1							S
27-1	1	194432-22411-X	PEDAL, CLUTCH	1	1							
		(A=T/# 20410) (B=T/# 40760)										
28	1	194440-22441	LEVER, CLUTCH LOCK	1	1							
29	1	194150-22460	ROD, CLUTCH	1	1							
30	1	194420-22470	ROD, CLUTCH	1	1							
31	1	194150-22480	NUT M10	1	1							
32	1	194130-37730	TURNBUCKLE M10X70	1	1							
33	1	22137-100000	WASHER 10,POLISHED	2	2							
34	1	22417-200300	COTTER PIN 2.0X30	2	2							
35	1	24761-010000	NIPPLE M6F, GREASE	1	1							
36	1	26716-100002	NUT M10	1	1							
37	1	194430-22510	FORK, RELEASE	1	1							
38	1	194312-22520-X	ARM, RELEASE	1	1							
39	1	194320-22530	ADJUSTER	1	1							
40	1	194312-22540	ROD, RELEASE	1	1							
41	1	194430-22550-X	PLATE, KEEP	1	1							
42	1	22137-080000	WASHER 8, POLISHED	2	2							
43	1	22217-080000	SPRING WASHER 8	1	1							

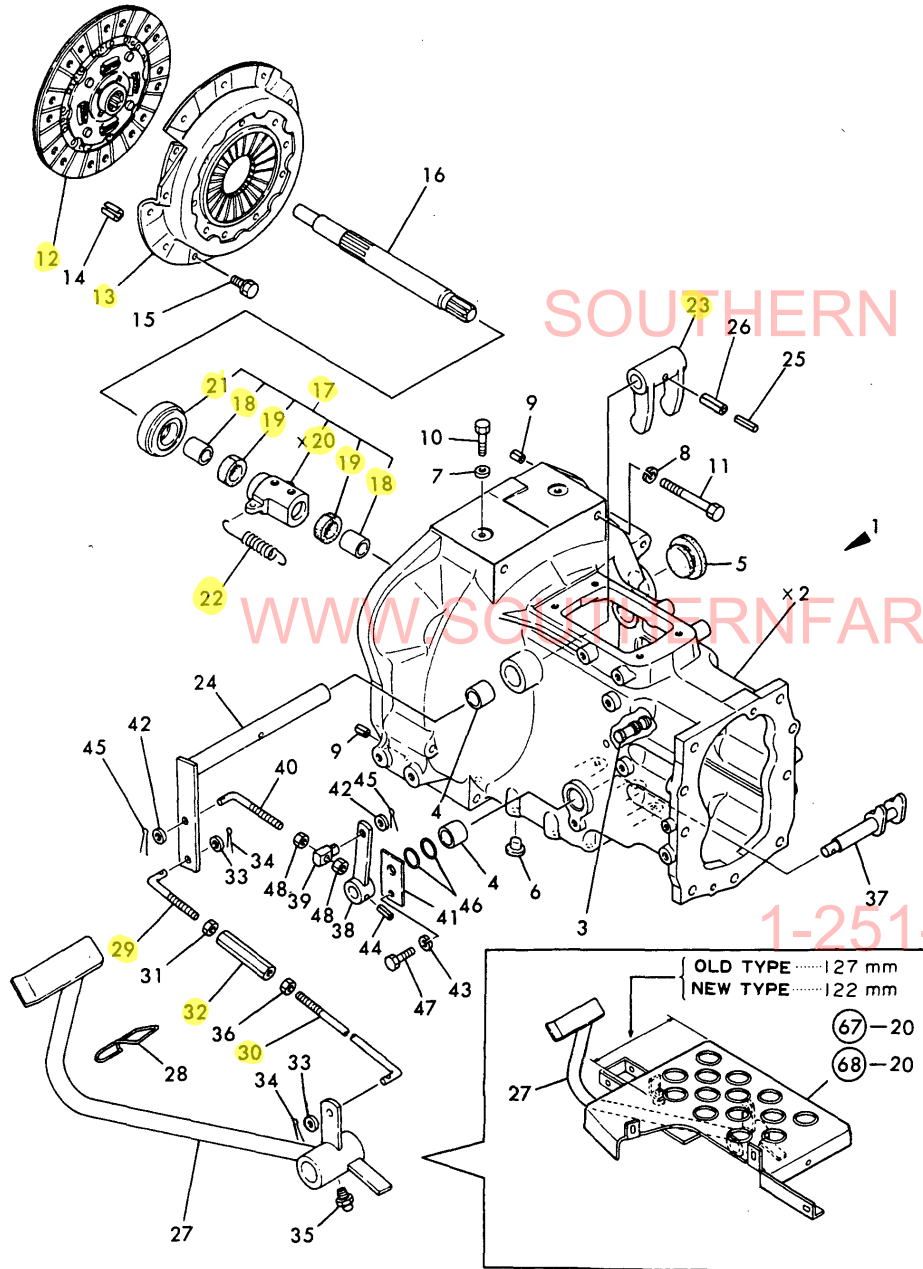
N:Old  $\frac{Yes}{No}$  New, Q:Old  $\frac{No}{Yes}$  New, R:Old  $\frac{Yes}{No}$  New, S:Old  $\frac{No}{Yes}$  New, W:Add, Z:Discontinued, F:Interchangeable by set, K:Q'ty Change  
 ++ CONTINUE ++  
 (C)Copy Rights YANMAR CO.,LTD.

Fig.39. CLUTCH HOUSING

(A)=YM226  
(B)=YM226D  
(C)=

(D)=  
(E)=  
(F)=

Fig. 39 CLUTCH HOUSING



SOUTHERN FARM EQUIPMENT

WWW.SOUTHERNFARMEQUIPMENTIMPORTS.COM

1-251-957-2857

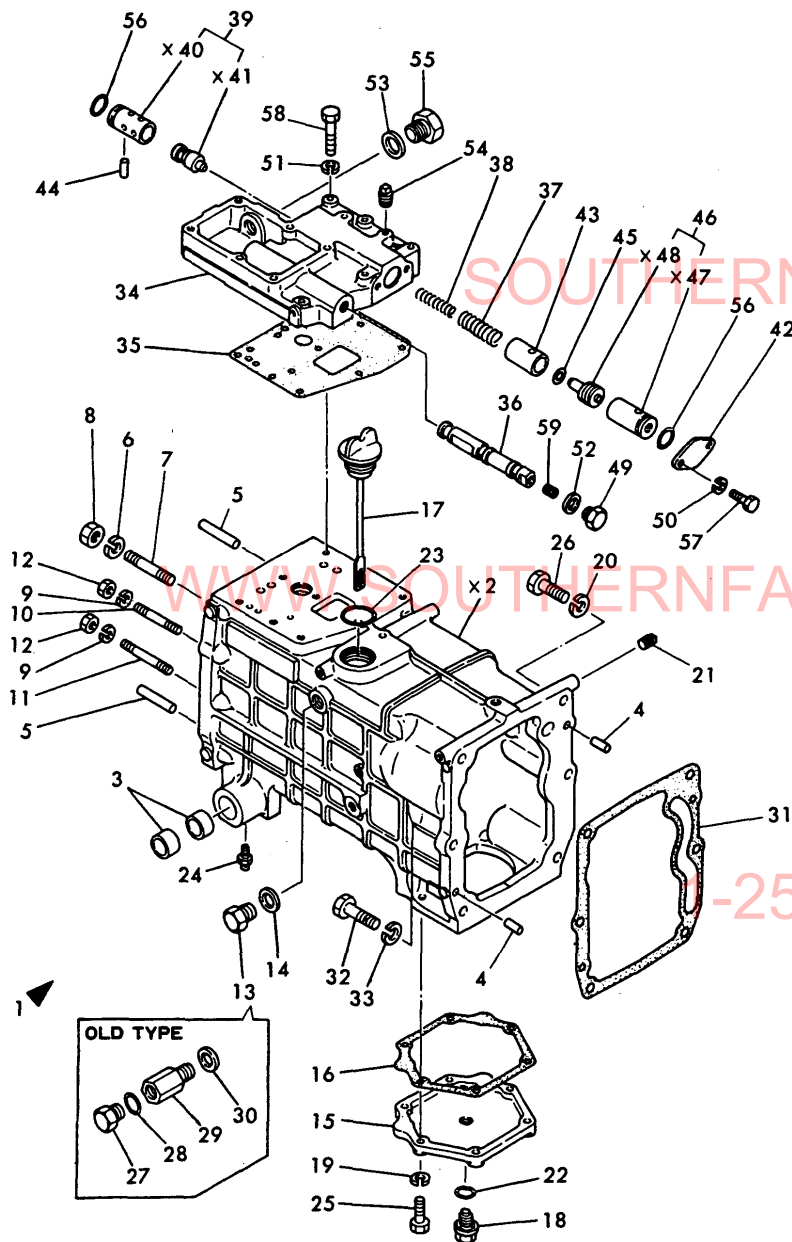
REF.	LEV.	PARTS NO.	DESCRIPTION	Q'TY						I	R
				(A)	(B)	(C)	(D)	(E)	(F)		
44	1	22351-060025	SPRING PIN 6X25	1	1						
45	1	22417-200300	COTTER PIN 2.0X30	2	2						
46	1	24311-000200	O-RING 1A P-20.0	2	2						
47	1	26116-080162	BOLT M 8X 16 PLATED	1	1						
48	1	26716-080002	NUT M 8	2	2						

Fig.40. TRANSMISSION HOUSING

(A)=YM226  
(B)=YM226D  
(C)=

(D)=  
(E)=  
(F)=

Fig. 40 TRANS MISSION HOUSING



REF.	LEV.	PARTS NO.	DESCRIPTION	QTY						I	R
				(A)	(B)	(C)	(D)	(E)	(F)		
1	1	194432-24100-X	HOUSING,TRANSMISSION	1	1						
1-1	1	194420-24101-X	HOUSING,TRANSMISSION	1	1						S
		(A=T/# 20349) (B=T/# 40660)									
1-2	1	194432-24101-X	HOUSING,TRANSMISSION	1	1						N
		(A=T/# 20695) (B=T/# 41742)									
3	2	194740-06080	BUSH 25X30X18	4	4						
4	2	22312-100180	PARALLEL PIN 10X 18	2	2						
5	2	22312-100500	PIN 10X50,STRAIGHT	2	2						
6	2	194274-13580	SPRING WASHER 12	2	2						
7	2	194432-24130	STUD M12X 65	2	2						
8	2	26716-120002	NUT M12	2	2						
9	2	194274-13570	SPRING WASHER 10	7	7						
10	2	194432-24140	STUD M10X 65	5	5						
11	2	194432-24150	STUD M10X 70	2	2						
12	2	26716-100002	NUT M10	7	7						
13	2	194312-46750	PLUG PF3/8	1							W
		(A=T/# 20349)									
14	2	23414-170022	GASKET 17	1	1						W
		(A=T/# 20349) (B=T/# 40660)									
14-1	2	194555-77910	GASKET	1	1						N
		(A=T/# 20682) (B=T/# 41433)									
15	1	194420-24270-X	COVER, TRANSMISSION	1							
16	1	194420-24280	GASKET	1							
17	1	194190-24290	DIPSTICK 33X157	1	1						
17-1	1	194361-24290	DIPSTICK 33X157	1	1						N
		(A=T/# 20705) (B=T/# 41804)									
18	1	194151-24770	PLUG 14, OIL	1							
18-1	1	23491-140002	PLUG 14	1							N
		(A=T/# 20734)									
19	1	22217-080000	SPRING WASHER 8	6							
20	1	22217-120000	WASHER 12,SPRING	4	4						
21	1	23871-010000	PLUG PT1/8,SCREW	1	1						
22	1	24311-000160	O-RING 1A P-16.0	1							
23	1	24341-000320	O-RING 1A S-32.0	1	1						
23-1	1	24351-020300	O-RING 1A 2030	1	1						N
		(A=T/# 20710) (B=T/# 41850)									
24	1	24761-010000	NIPPLE M6F, GREASE	2	2						
25	1	26116-080202	BOLT M 8X 20 PLATED	6							
26	1	26116-120352	BOLT M12X 35 PLATED	4	4						
27	1	194464-45920	PLUG 3/4-16UNF	1	1						Z
		(A=T/# 20349) (B=T/# 40660)									
28	1	194464-45930	O-RING 8-1	1	1						Z
		(A=T/# 20349) (B=T/# 40660)									
29	1	194170-48950	ADAPTER	1	1						Z
		(A=T/# 20349) (B=T/# 40660)									
30	1	23414-170022	GASKET 17	1	1						Z
		(A=T/# 20349) (B=T/# 40660)									
31	1	194420-24120	GASKET, MISSION CASE	1	1						
32	1	194361-24140	STUD M12X40	2	2						
33	1	194274-13580	SPRING WASHER 12	2	2						
34	1	194446-24500-X	CASE, REGULATOR	1	1						

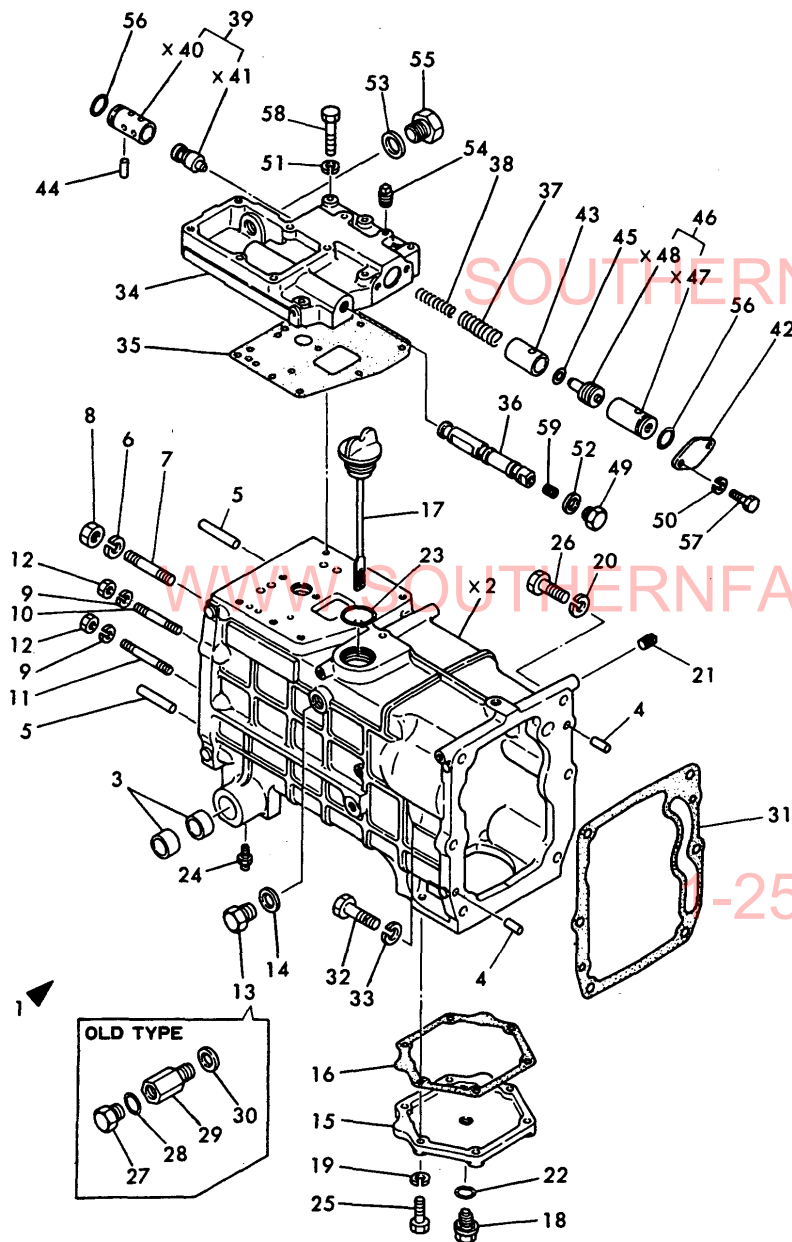
N:Old  $\frac{Yes}{No}$  New, Q:Old  $\frac{No}{Yes}$  New, R:Old  $\frac{Yes}{Yes}$  New, S:Old  $\frac{No}{No}$  New, W:Add, Z:Discontinued, F:Interchangeable by set, K:Q'ty Change  
 ++ CONTINUE ++  
 (C)Copy Rights YANMAR CO.,LTD.

Fig.40. TRANSMISSION HOUSING

(A)=YM226  
(B)=YM226D  
(C)=

(D)=  
(E)=  
(F)=

Fig. 40 TRANS MISSION HOUSING



REF.	LEV.	PARTS NO.	DESCRIPTION	Q'TY						I	R
				(A)	(B)	(C)	(D)	(E)	(F)		
35	1	194300-24511	GASKET, REGULATOR	1	1						
36	1	194310-24520	SPOOL, VALVE	1	1						
37	1	194446-24540	SPRING, RELIEF	1	1						
38	1	194446-24550	SPRING, RELIEF	1	1						
39	1	194446-24560	VALVE ASSY, RELIEF	1	1						
39-1	1	194446-24561	VALVE ASSY, RELIEF	1	1						N
(A=T/# 20349) (B=T/# 40660)											
42	1	194300-24571-X	PLATE, END	1	1						
43	1	194446-24580	HOLDER, SPRING	1	1						
44	1	194446-24610	PARALLEL PIN	1	1						
45	1	194446-24620	SHIM T=0.5	2	2						
46	1	194446-24630	VALVE ASSY, DRV	1	1						
49	1	194310-24660	PLUG M18	1	1						
50	1	22217-060000	SPRING WASHER 6	2	2						
51	1	22217-080000	SPRING WASHER 8	5	5						
52	1	23414-180000	GASKET 18, ROUND	1	1						
53	1	23414-220000	PACKING 22,ROUND	1	1						
54	1	23871-010000	PLUG PT1/8,SCREW	2	2						
55	1	23881-220002	PLUG 22	1	1						
56	1	24341-000224	O-RING 1A S-22.4	2	2						
57	1	26116-060122	BOLT M 6X 12	2	2						
58	1	26116-080452	BOLT M 8X 45 PLATED	5	5						
59	1	26911-080082	SCREW M 8X 8	1	1						

-251-957-2857

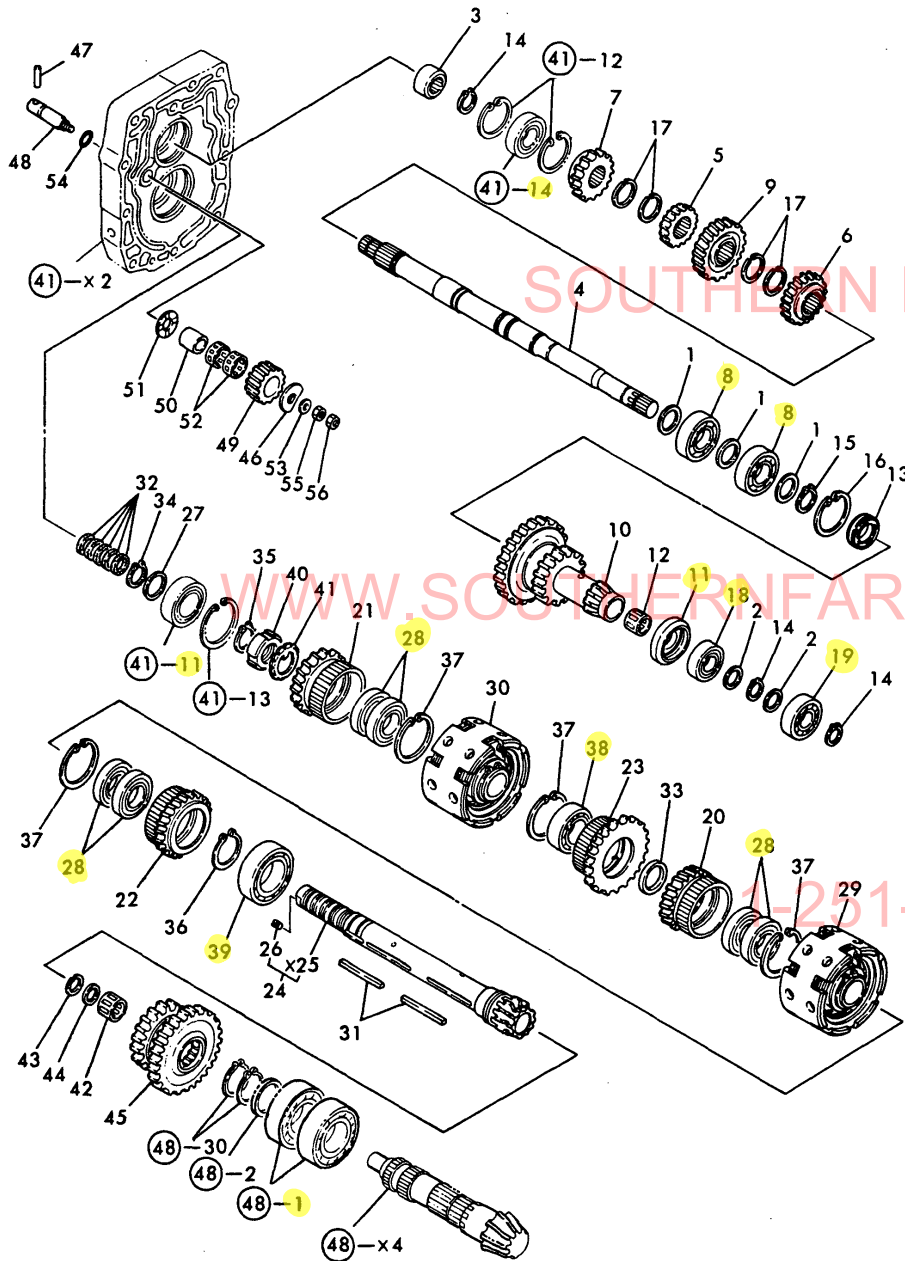


Fig.41. CENTER PLATE & POWER SHIFT P.

(A)=YM226  
(B)=YM226D  
(C)=

(D)=  
(E)=  
(F)=

Fig. 41 CENTER PLATE & POWER SHIFT PUMP



REF.	LEV.	PARTS NO.	DESCRIPTION	QTY						I	R
				(A)	(B)	(C)	(D)	(E)	(F)		
1	1	194430-24150-X	PLATE ASSY, CENTER	1	1						
1-1	1	194430-24151-X	PLATE ASSY, CENTER	1	1						S
		(A=*1981.) (B=*1981.)									
3	2	23871-010000	PLUG PT1/8,SCREW	5	5						
4	2	23871-020000	PLUG PT1/4,SCREW	1	1						
5	2	26226-080602	STUD 8X60	1	1						
6	2	22217-080000	SPRING WASHER 8	1	1						
7	2	26716-080002	NUT M 8	1	1						
8	2	23871-030000	PLUG PT3/8,SCREW	1	1						W
		(A=*) (B=*)									
9	1	194420-24170	GASKET	1	1						
10	1	194420-24180	GASKET	1	1						
11	1	194430-24190	BALL BEARING	1	1						
12	1	22252-000470	CIRCLIP 47	2	2						
13	1	22252-000580	CIRCLIP 58	1	1						
14	1	24101-062044	BALL BEARING	1	1						
15	1	194420-24040	PUMP, POWERSHIFT	1	1						
16	2	194300-24340	GEAR, DRIVE	1	1						
17	2	194300-24350	GEAR, INTERNAL	1	1						
19	2	194420-24410	GASKET	1	1						
20	2	194420-24420	COVER, HOUSING	1	1						
21	2	194420-24430	SHAFT, DRIVE	1	1						
22	2	194300-35180	SLEEVE SI 17X22X12	1	1						
22-1	2	194300-25180	SLEEVE 17X22X12	1	1						N
		(A=EXXX) (B=EXXX)									
23	2	194300-25190	SEAL TC22 35 8, OIL	1	1						
23-1	2	24423-223508	SEAL TC22 35 08, OIL	1	1						R
		(A=T/# 20686) (B=T/# 41542)									
24	2	1E6190-55120	KEY 5X5X15	1	1						
25	2	22217-080000	SPRING WASHER 8	2	2						
26	2	22242-000170	CIRCLIP 17	1	1						
27	2	22312-080200	PARALLEL PIN 8X20	2	2						
28	2	24101-060034	BALL BEARING	2	2						
29	2	24341-000750	O-RING 1A S-75.0	1	1						
30	2	26116-080252	BOLT M 8X 25 PLATED	2	2						
31	1	194300-25100	COUPLING	1	1						
32	1	22217-080000	SPRING WASHER 8	4	4						
33	1	22217-100000	SPRING WASHER 10	1	1						
34	1	22252-000150	CIRCLIP 15	1	1						
35	1	26116-080702	BOLT M 8X 70 PLATED	4	4						
36	1	26116-101052	BOLT M10X105 PLATED	1	1						
37	1	194310-24770	SPRING	1	1						
38	1	1E6190-55660	VALVE, 2ND RELIEF	1	1						
39	1	1E6190-55710	SEAT, 2ND RELIEF	1	1						
40	1	22117-060000	WASHER 6	1	1						
41	1	22417-200100	COTTER PIN 2.0X10	1	1						
42	1	194312-24070	SHAFT, RELEASE	1	1						
42-1	1	194312-24071	SHAFT,RELEASE	1	1						S 1
		(A=T/# 20793) (B=T/# 42286)									
43	1	194312-24090	COLLER	1	1						
44	1	194420-24810	CASE ASSY, OIL SEAL	1	1						

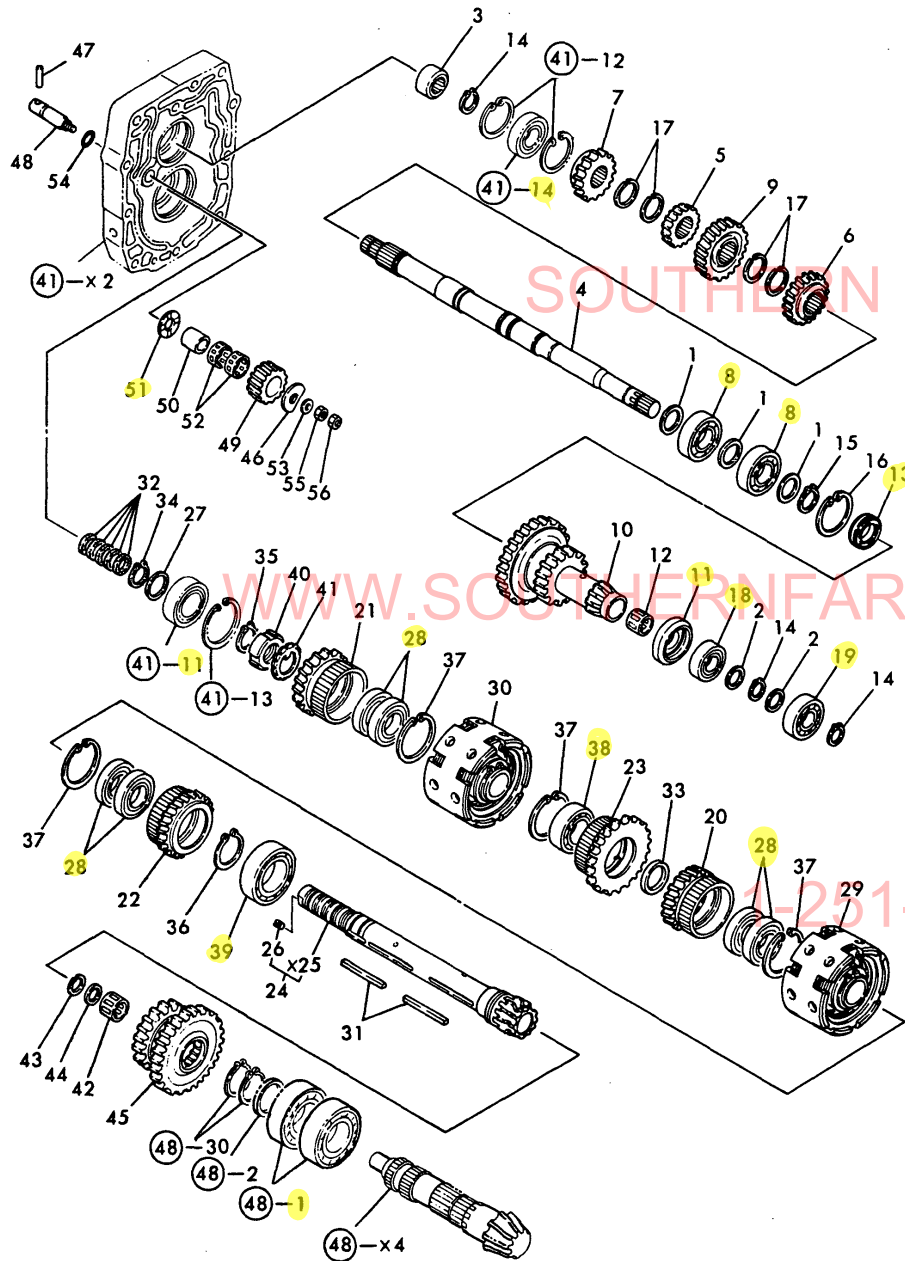
N:Old  $\frac{Yes}{No}$  New, Q:Old  $\frac{No}{Yes}$  New, R:Old  $\frac{Yes}{Yes}$  New, S:Old  $\frac{No}{No}$  New, W:Add, Z:Discontinued, F:Interchangeable by set, K:Q'ty Change  
 ++ CONTINUE ++  
 (C)Copy Rights YANMAR CO.,LTD.

Fig.41. CENTER PLATE & POWER SHIFT P.

(A)=YM226  
(B)=YM226D  
(C)=

(D)=  
(E)=  
(F)=

Fig. 41 CENTER PLATE & POWER SHIFT PUMP



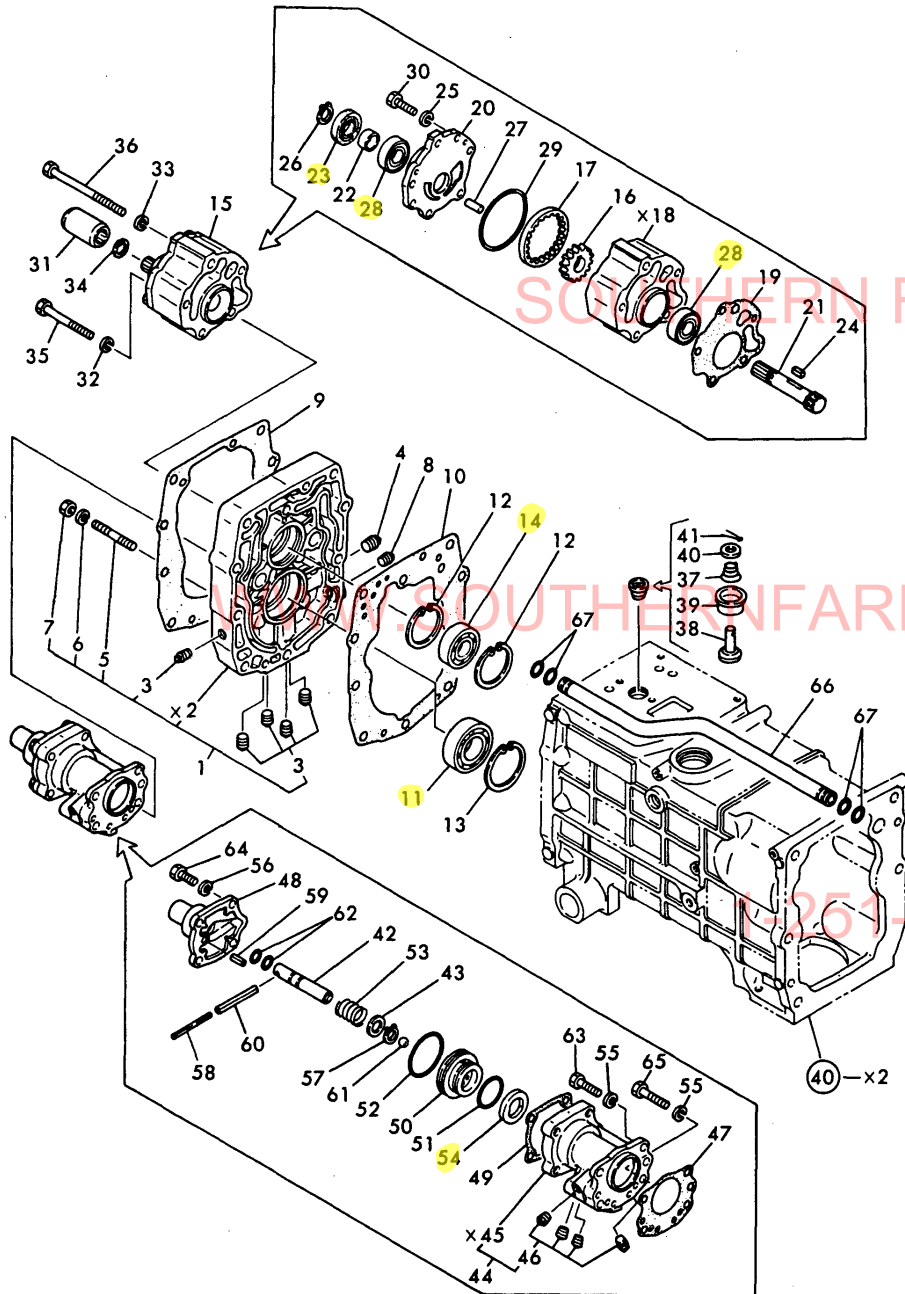
REF.	LEV.	PARTS NO.	DESCRIPTION	Q'TY						I	R
				(A)	(B)	(C)	(D)	(E)	(F)		
46	2	23871-010000	PLUG PT1/8,SCREW	4	4						
47	1	194420-24830	GASKET	1	1						
48	1	194430-24840	COVER, SEAL CASE	1	1						
49	1	194420-24850	GASKET	1	1						
50	1	194430-24860	PISTON	1	1						
51	1	194420-24870	O-RING 2037	1	1						
52	1	194420-24880	O-RING 2053	1	1						
53	1	194430-24900	SPRING	1	1						
54	1	194430-24910	BRAKE, NUTRAL	1	1						
55	1	22217-080000	SPRING WASHER 8	3	3						
56	1	22217-080000	SPRING WASHER 8	4	4						
57	1	22242-000140	CIRCLIP 14	1	1						
57-1	1	22242-000150	CIRCLIP 15	1	1						S 1
		(A=T/# 20793) (B=T/# 42286)									
58	1	22351-050056	SPRING PIN 5X56	1	1						
59	1	22351-080016	SPRING PIN 8X16	1	1						
60	1	22351-080056	SPRING PIN 8X56	1	1						
61	1	24190-120001	BALL 3/8,STEEL	1	1						
62	1	24311-000110	O-RING 1A P-11.0	2	2						
63	1	26116-080252	BOLT M 8X 25 PLATED	2	2						
64	1	26116-080252	BOLT M 8X 25 PLATED	4	4						
65	1	26116-080352	BOLT M 8X 35	1	1						
66	1	194420-24950	PIPE, SUCTION	1	1						
67	1	24341-000160	O-RING 1A S-16.0	4	4						

Fig.42. TRANSMISSION GEARS

(A)=YM226  
(B)=YM226D  
(C)=

(D)=  
(E)=  
(F)=

Fig. 42 TRANS MISSION GEARS



REF.	LEV.	PARTS NO.	DESCRIPTION	Q'TY						I	R
				(A)	(B)	(C)	(D)	(E)	(F)		
1	1	1C6140-14050	SPACER 25.2X34X2	3	3						
2	1	1C6140-15870	LINER 20.2X28X2	2	2						
3	1	194310-25050	COUPLING	1	1						
4	1	194432-25120	SHAFT, MAIN	1	1						
5	1	194430-25130	GEAR, MAIN	1	1						
5-1	1	194430-25131	GEAR, MAIN	1	1						N
(A=*1981.) (B=*1981.)											
6	1	194430-25140	GEAR, MAIN	1	1						
6-1	1	194430-25141	GEAR, MAIN	1	1						N
(A=*1981.) (B=*1981.)											
7	1	194430-25150	GEAR, MAIN	1	1						
7-1	1	194430-25151	GEAR, MAIN	1	1						N
(A=*1981.) (B=*1981.)											
8	1	194420-25160	BALL BEARING	2	2						
9	1	194430-25160	GEAR, MAIN	1	1						
9-1	1	194430-25161	GEAR, MAIN	1	1						N
(A=*1981.) (B=*1981.)											
10	1	194432-25170	GEAR, COUNTER	1	1						
11	1	194432-25210	RING, THRUST	1	1						
12	1	194300-25290	NEEDLE BEARING	1	1						
13	1	194430-25700	CLUTCH, 1-WAY	1	1						
14	1	22242-000190	CIRCLIP 19	3	3						
15	1	22242-000240	CIRCLIP 24	1	1						
16	1	22252-000400	CIRCLIP 40	1	1						
17	1	22292-000260	CIRCLIP S-26	4	4						
18	1	24101-060044	BALL BEARING 6004	1	1						
19	1	24101-062044	BALL BEARING	1	1						
20	1	194430-25350	GEAR, CLUTCH	1	1						
20-1	1	194430-25351	GEAR, CLUTCH	1	1						N
(A=*1981.) (B=*1981.)											
21	1	194430-25360	GEAR, CLUTCH	1	1						
21-1	1	194430-25361	GEAR, CLUTCH	1	1						N
(A=*1981.) (B=*1981.)											
22	1	194430-25370	GEAR, CLUTCH	1	1						
22-1	1	194430-25371	GEAR, CLUTCH	1	1						N
(A=*1981.) (B=*1981.)											
23	1	194430-25380	GEAR, CLUTCH	1	1						
23-1	1	194430-25381	GEAR, CLUTCH	1	1						N
(A=*1981.) (B=*1981.)											
24	1	194430-25400	SHAFT ASSY, CLUTCH	1	1						
26	2	26911-060082	SCREW M 6X 8	4	4						
27	1	194430-25450	SPACER 27X35X1.6	1	1						
28	1	194430-25460	BALL BEARING 16006	6	6						
29	1	194430-25510	CYLINDER ASSY,CLUTCH	1	1						
29-1	1	194432-25510	CYLINDER ASSY,CLUTCH	1	1						N
(A=T/# 20235) (B=T/# 40540)											
30	1	194430-25530	CYLINDER ASSY,CLUTCH	1	1						
30-1	1	194432-25530	CYLINDER ASSY,CLUTCH	1	1						N
(A=T/# 20235) (B=T/# 40540)											
31	1	194300-25820	KEY 5X5X61.5	2	2						
32	1	194300-25830	SEAL RING 23273	5	5						

N:Old  $\frac{Yes}{No}$  New, Q:Old  $\frac{No}{Yes}$  New, R:Old  $\frac{Yes}{Yes}$  New, S:Old  $\frac{No}{No}$  New, W:Add, Z:Discontinued, F:Interchangeable by set, K:Q'ty Change  
 ++ CONTINUE ++  
 (C)Copy Rights YANMAR CO.,LTD.

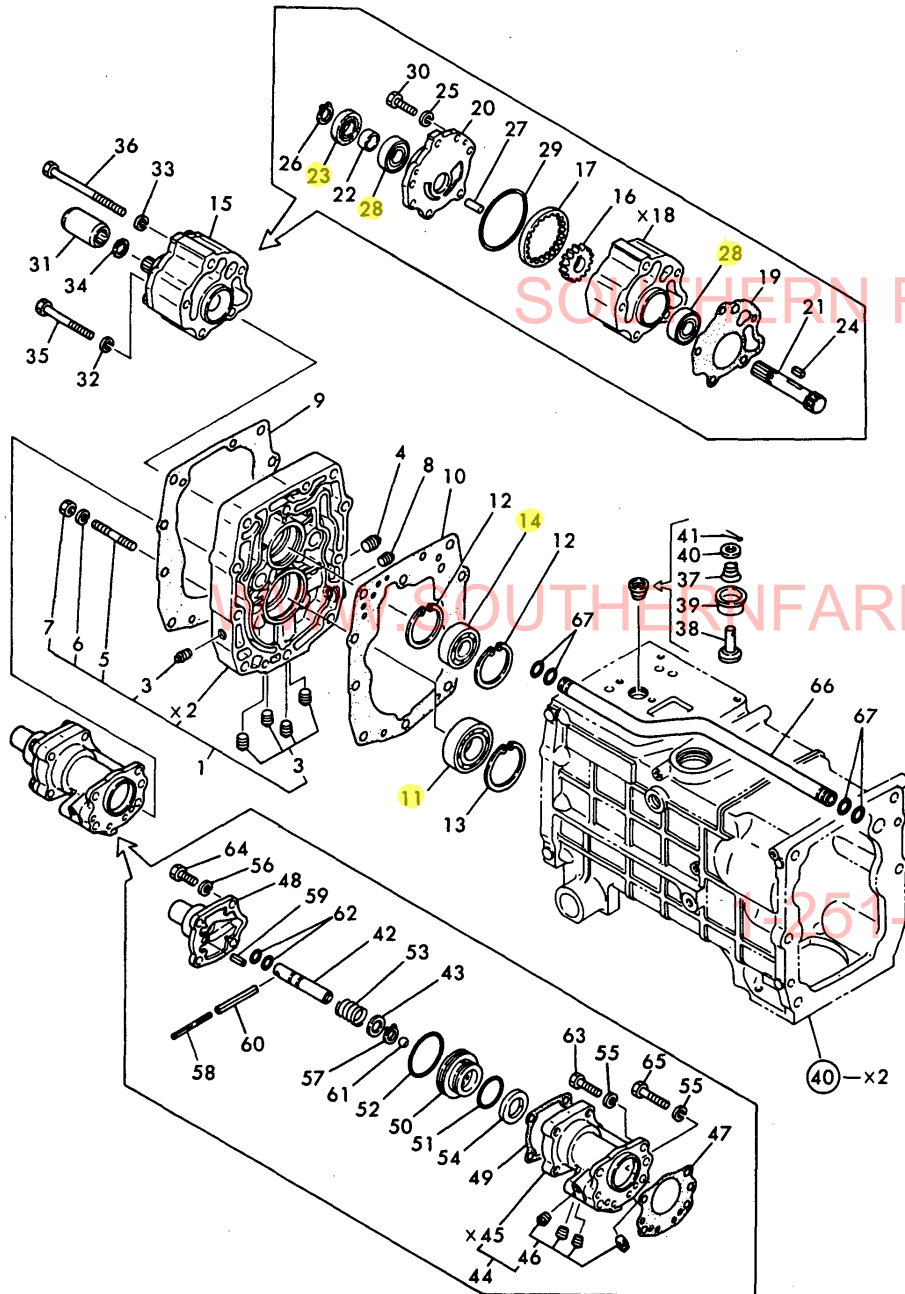


Fig.42. TRANSMISSION GEARS

(A)=YM226  
(B)=YM226D  
(C)=

(D)=  
(E)=  
(F)=

Fig. 42 TRANS MISSION GEARS



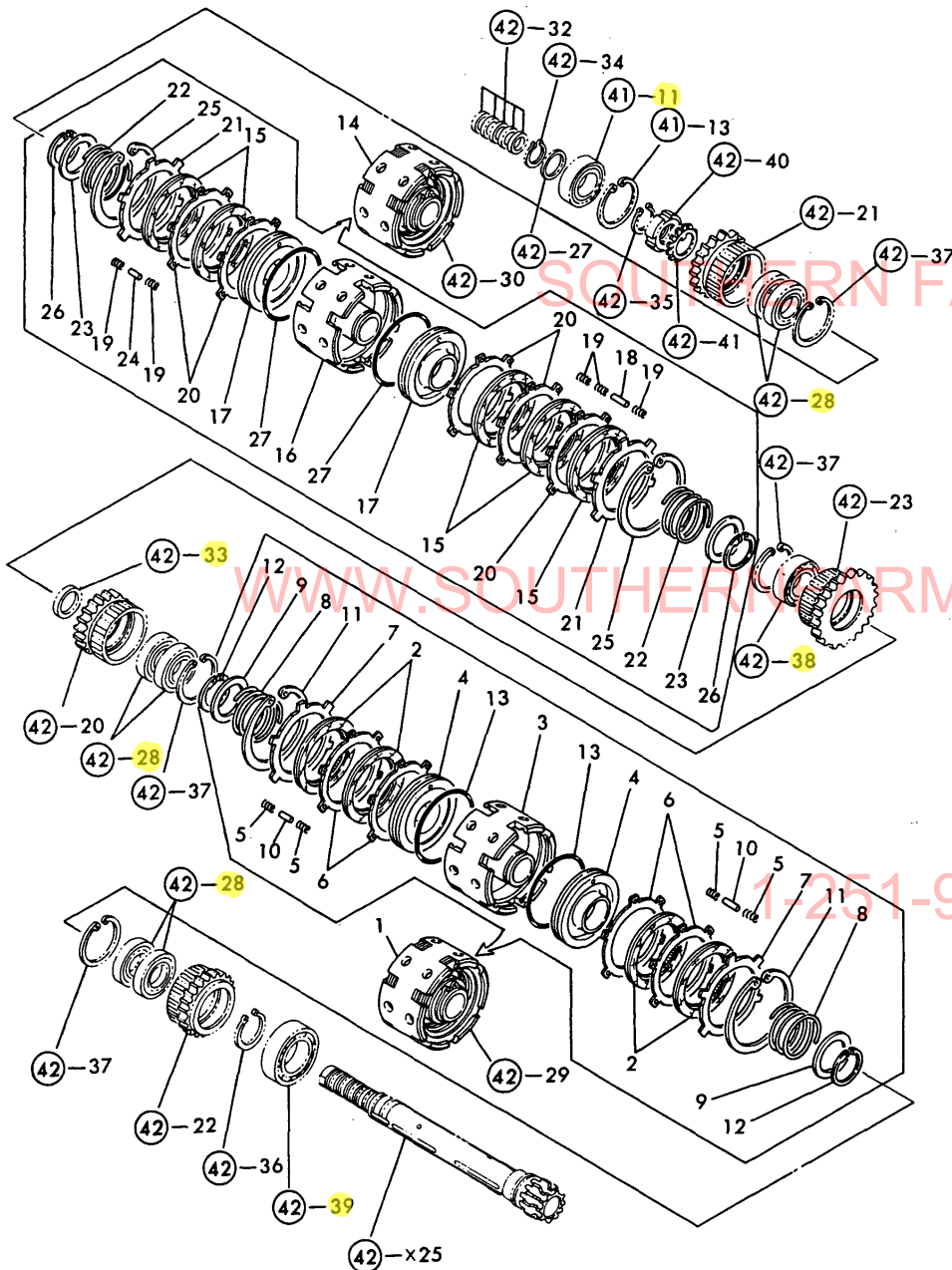
REF.	LEV.	PARTS NO.	DESCRIPTION	Q'TY						I	R
				(A)	(B)	(C)	(D)	(E)	(F)		
33	1	194300-25890	COLLAR 30X38X5	1	1						
34	1	22242-000260	CIRCLIP 26	1	1						
35	1	22242-000280	CIRCLIP 28	1	1						
36	1	22242-000400	CIRCLIP 40	1	1						
37	1	22262-000550	CIRCLIP R-55	4	4						
38	1	24101-060064	BALL BEARING	1	1						
39	1	24101-060084	BALL BEARING	1	1						
40	1	24211-030002	LOCK NUT M30	1	1						
41	1	24231-030000	WASHER 30	1	1						
42	1	194310-25830	NEEDLE BEARING	1	1						
43	1	194310-25840	CIRCLIP WR18	1	1						
44	1	194310-25850	COLLAR 18X23X3	1	1						
45	1	194432-25960	GEAR, THRUST	1	1						
46	1	194310-25350	WASHER	1	1						
47	1	194420-25360	PARALLEL PIN	1	1						
48	1	194430-25910	SHAFT, REVERSE IDLE	1	1						
49	1	194430-25920	GEAR, REVERSE IDLE	1	1						
49-1	1	194430-25921	GEAR, REVERSE IDLE	1	1						N
(A=*1981.) (B=*1981.)											
50	1	194430-25930	COLLAR 16.5X22X20	1	1						
51	1	194430-25940	WASHER 16.5X32X2.3	1	1						
52	1	194430-25950	NEEDLE BEARING	2	2						
52-1	1	24161-222610	NEEDLE BEARING	2	2						R
(A=T/# 20585) (B=T/# 41095)											
53	1	22137-060000	WASHER 6, POLISHED	1	1						
54	1	24341-000140	O-RING 1A S-14.0	1	1						
55	1	26716-060002	NUT M 6	1	1						
56	1	26756-060002	LOCK NUT M 6 PLATED	1	1						

Fig.43. CYLINDER OF POWER SHIFT CLUTCH

(A)=YM226  
(B)=YM226D  
(C)=

(D)=  
(E)=  
(F)=

Fig. 43 CYLINDER OF POWER SHIFT CLUTCH



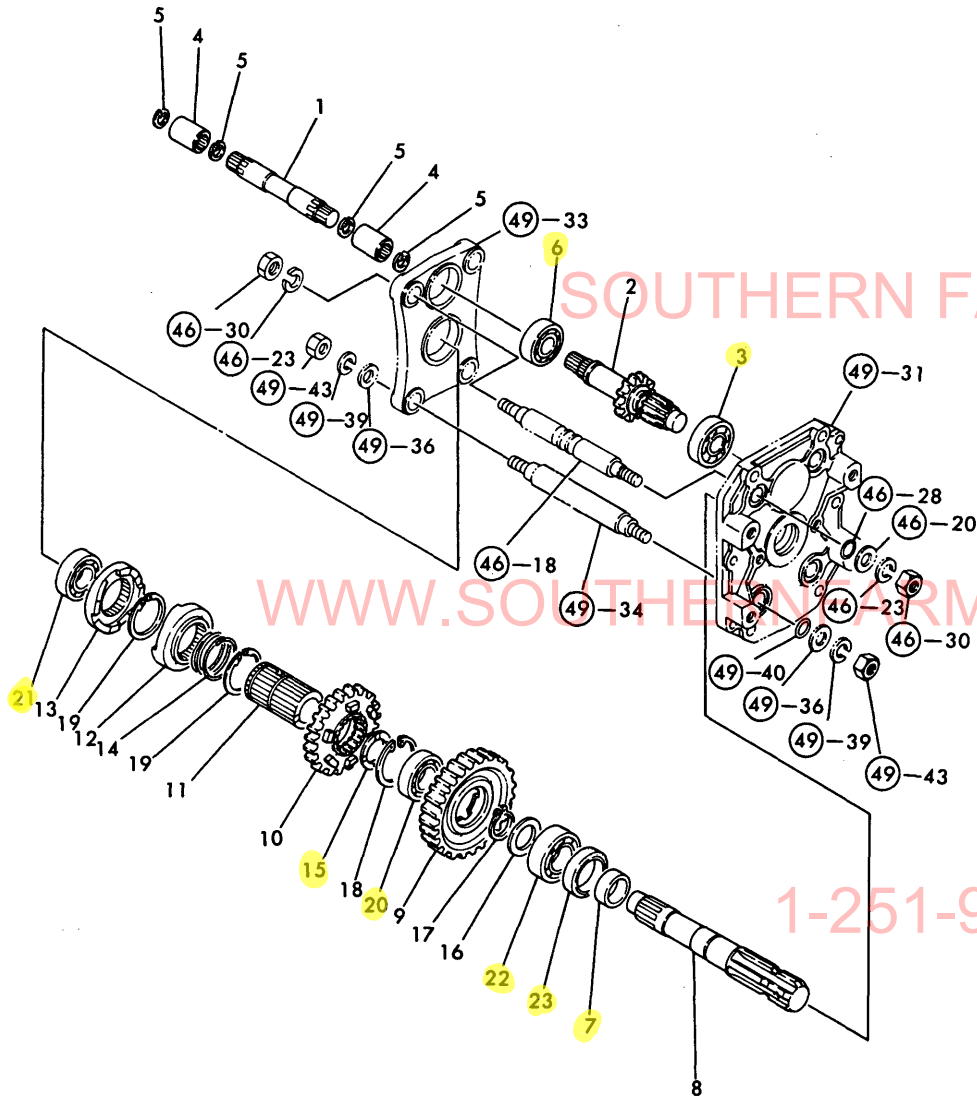
REF.	LEV.	PARTS NO.	DESCRIPTION	QTY						I	R
				(A)	(B)	(C)	(D)	(E)	(F)		
1	1	194430-25510	CYLINDER ASSY,CLUTCH	1	1						
1-1	1	194432-25510	CYLINDER ASSY,CLUTCH	1	1						N
		(A=T/# 20235) (B=T/# 40540)									
2	2	194430-25390	PLATE, FRICTION	4	4						
3	2	194430-25520	CYLINDER, CLUTCH	1	1						
3-1	2	194432-25520	CYLINDER, CLUTCH	1	1						N
		(A=T/# 20235) (B=T/# 40540)									
4	2	194430-25550	PISTON, CLUTCH	2	2						
5	2	194310-25630	SPRING, CLUTCH	24	24						
6	2	194430-25770	PLATE 1.6, STEEL	4	4						
7	2	194430-25780	PLATE 3.5, STEEL	2	2						
8	2	194430-25790	SPRING, RETURN	2	2						
9	2	194440-25810	RETAINER, SPRING	2	2						
10	2	1E6190-54480	PIN 2X9.7	12	12						
11	2	22252-000950	CIRCLIP 95	2	2						
12	2	22292-000400	CIRCLIP S-40	2	2						
13	2	24325-000900	O-RING 1B G-90.0	2	2						
14	1	194430-25530	CYLINDER ASSY,CLUTCH	1	1						
14-1	1	194432-25530	CYLINDER ASSY,CLUTCH	1	1						N
		(A=T/# 20235) (B=T/# 40540)									
15	2	194430-25390	PLATE, FRICTION	5	5						
16	2	194430-25540	CYLINDER, CLUTCH	1	1						
16-1	2	194432-25540	CYLINDER, CLUTCH	1	1						N
		(A=T/# 20235) (B=T/# 40540)									
17	2	194430-25550	PISTON, CLUTCH	2	2						
18	2	194310-25620	PIN 2X14.3	6	6						
19	2	194310-25630	SPRING, CLUTCH	30	30						
20	2	194430-25770	PLATE 1.6, STEEL	5	5						
21	2	194430-25780	PLATE 3.5, STEEL	2	2						
22	2	194430-25790	SPRING, RETURN	2	2						
23	2	194440-25810	RETAINER, SPRING	2	2						
24	2	1E6190-54480	PIN 2X9.7	6	6						
25	2	22252-000950	CIRCLIP 95	2	2						
26	2	22292-000400	CIRCLIP S-40	2	2						
27	2	24325-000900	O-RING 1B G-90.0	2	2						

Fig.44. P.T.O.DRIVE SHAFT

(A)=YM226  
(B)=YM226D  
(C)=

(D)=  
(E)=  
(F)=

Fig. 44 P.T.O. DRIVE SHAFT



REF.	LEV.	PARTS NO.	DESCRIPTION	Q'TY						I	R
				(A)	(B)	(C)	(D)	(E)	(F)		
1	1	194432-25990	SHAFT, CONNECTING	1	1						
2	1	194432-26110	SHAFT, PTO PINION	1	1						
3	1	194361-26120	BALL BEARING	1	1						
4	1	194190-26180	JOINT	2	2						
5	1	22252-000170	CIRCLIP 17	4	4						
6	1	24101-062044	BALL BEARING	1	1						
7	1	195040-13320	COLLAR 30X38X14,SEAL	1	1						
8	1	194432-26500	SHAFT, P.T.O.	1	1						
9	1	194432-26550	GEAR, P.T.O.	1	1						
10	1	194432-26560	GEAR, SLIDE	1	1						
11	1	194432-26670	COLLAR, SLIDER	1	1						
12	1	194197-26690	CAM (A), PTO CLUTCH	1	1						
13	1	194197-26700	CAM (B), PTO CLUTCH	1	1						
14	1	194197-26710	SPRING	1	1						
15	1	194191-28350	WASHER 30X45X2.5	1	1						
16	1	194310-37560	WASHER	1	1						
17	1	22242-000290	CIRCLIP 29	1	1						
18	1	22252-000550	CIRCLIP 55	1	1						
19	1	22292-000450	CIRCLIP S-45	2	2						
20	1	24101-060064	BALL BEARING	1	1						
21	1	24101-062054	BEARING #6205	1	1						
22	1	24101-062064	BALL BEARING	1	1						
23	1	194990-52600	SEAL TC 38 55 8, OIL	1	1						
23-1	1	24423-385508	SEAL TC38 55 8, OIL	1	1						R

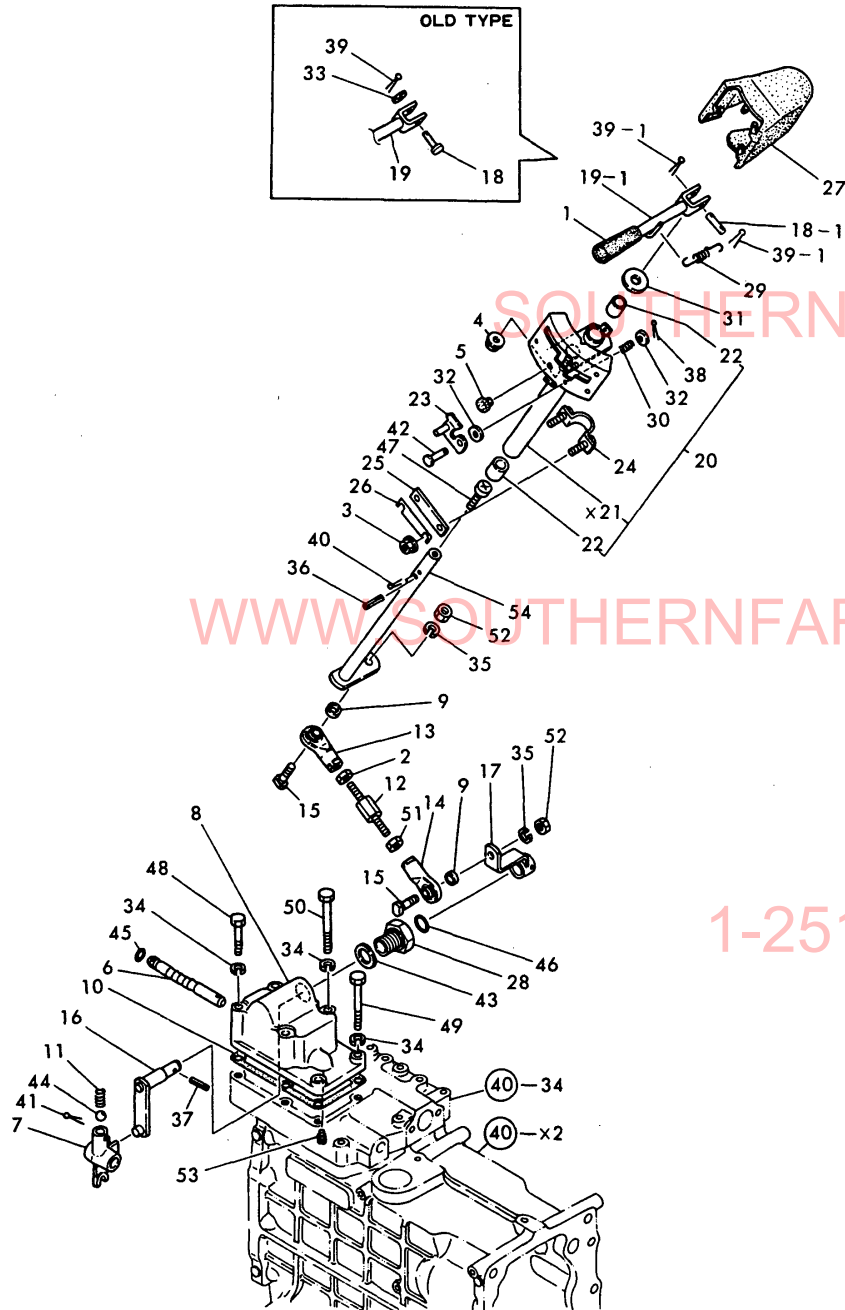
(A)=T/# 20686) (B)=T/# 41542)

WWW.SOUTHERNFARMEQUIPMENTIMPORTS.COM

1-251-957-2857

Fig.45. COLUMN SHIFT

Fig. 45 COLUMN SHIFT



(A)=YM226  
(B)=YM226D  
(C)=

(D)=  
(E)=  
(F)=

REF.	LEV.	PARTS NO.	DESCRIPTION	Q'TY						I	R
				(A)	(B)	(C)	(D)	(E)	(F)		
1	1	194464-01190	KNOB, THROTTLE LEVER	1	1						
2	1	194990-20170	NUT W/WASHER 8	1	1						
3	1	194990-22130	NUT W/WASHER 6	2	2						
4	1	194990-22140	NUT W/WASHER 8	1	1						
5	1	1C6053-26020	CAP, RUBBER	1	1						
6	1	194170-27100	SHAFT, FORK	1	1						
7	1	194170-27120	FORK, SHIFT	1	1						
8	1	194170-27130-X	COVER	1	1						
9	1	194170-27140	COLLAR 14X10X5	2	2						
9-1	1	194145-04810	WASHER 10	2	2						N
		(A=T/# 20686) (B=T/# 41542)									
10	1	194300-27140	GASKET	1	1						
11	1	194310-27140	SPRING, SHIFT FORK	1	1						
12	1	194170-27150	BOLT, ADJUST	1	1						
13	1	194170-27170-X	END (L), ROD	1	1						
14	1	194170-27180-X	END (R), ROD	1	1						
15	1	194170-27190	BOLT M10X 28	2	2						
16	1	194170-27210-X	ARM, SHIFT	1	1						
17	1	194170-27220-X	ARM (B), SHIFT	1	1						
18	1	194300-27240	PIN 5X24.5	1	1						
18-1	1	194170-27380	PIN 5X 30.5	1	1						S 1
		(A=T/# 20734) (B=T/# 41961)									
19	1	194170-27260-U	LEVER, MAIN SHIFT	1	1						
19-1	1	194170-27261-U	LEVER, MAIN SHIFT	1	1						N
		(A=T/# 20734) (B=T/# 41961)									
20	1	194432-27270-X	GUIDE ASSY, LEVER	1	1						
22	2	194145-47160	BUSH 13X15X15	2	2						
22-1	2	24550-013150	BUSHING 13X15	2	2						N
		(A=T/# 20774) (B=T/# 42152)									
23	1	194170-27290-X	PLATE, LOCK	1	1						
24	1	194170-27310-X	CLAMP	1	1						
25	1	194170-27320-X	PLATE	2	2						
26	1	194170-27330-U	SHIM, CLAMP	2	2						
27	1	194170-27340-X	COVER	1	1						
28	1	194300-27370	HOLDER	1	1						
29	1	194440-29580	SPRING, LEVER	1	1						
30	1	194162-53310	SPRING	1	1						
31	1	194500-27150	WASHER 13X19X2	1	1						
31-1	1	22137-140000	WASHER 14,POLISHED	1	1						S
		(A=*1981.) (B=*1981.)									
32	1	22137-040000	WASHER 4	2	2						
33	1	22137-050000	WASHER 5, POLISHED	1	1						Z
		(A=*) (B=*)									
34	1	22217-080000	SPRING WASHER 8	6	6						
35	1	22217-100000	SPRING WASHER 10	2	2						
36	1	22351-030020	SPRING PIN 3X20	1	1						
37	1	22351-050025	SPRING PIN 5X25	1	1						
38	1	22417-120100	COTTER PIN 1.2X10	1	1						
39	1	22417-160180	COTTER PIN 1.6X18	1	1						
39-1	1	22417-160180	COTTER PIN 1.6X18	2	2						K 1
		(A=T/# 20734) (B=T/# 41961)									

N:Old  $\frac{Yes}{No}$  New, Q:Old  $\frac{No}{Yes}$  New, R:Old  $\frac{Yes}{No}$  New, S:Old  $\frac{No}{Yes}$  New, W:Add, Z:Discontinued, F:Interchangeable by set, K:Q'ty Change

++ CONTINUE ++

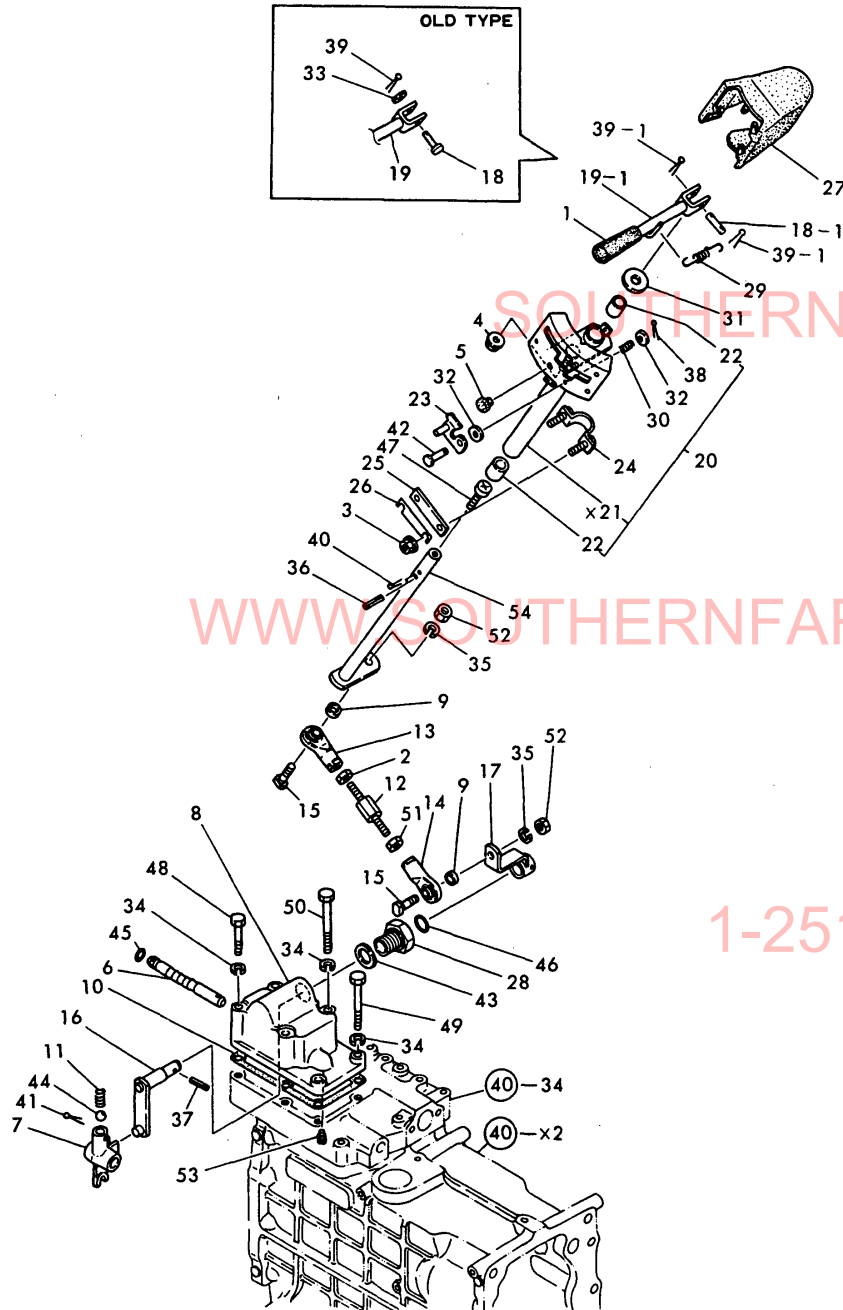
(C)Copy Rights YANMAR CO.,LTD.

Fig.45. COLUMN SHIFT

(A)=YM226  
(B)=YM226D  
(C)=

(D)=  
(E)=  
(F)=

Fig. 45 COLUMN SHIFT



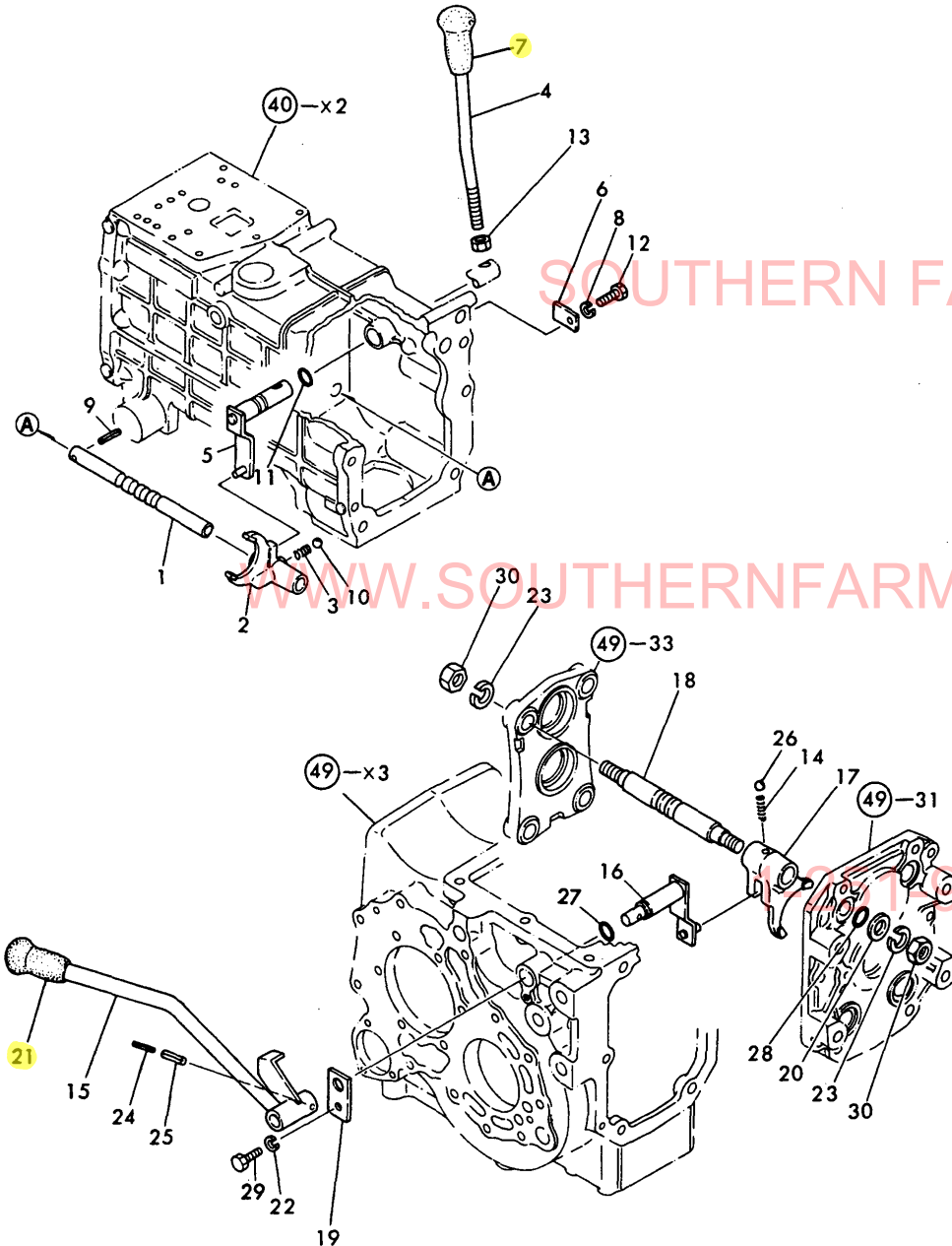
REF.	LEV.	PARTS NO.	DESCRIPTION	Q'TY						I	R
				(A)	(B)	(C)	(D)	(E)	(F)		
40	1	22417-300250	COTTER PIN 3.0X 25	1	1						
41	1	22417-300250	COTTER PIN 3.0X 25	1	1						
42	1	22487-040140	PIN 4X 14	1	1						
43	1	23414-220000	PACKING 22,ROUND	1	1						
44	1	24190-140001	BALL 7/16, STEEL	1	1						
45	1	24311-000090	O-RING 1A P-9.0	1	1						
46	1	24311-000140	O-RING 1A P-14.0	1	1						
47	1	26557-060082	SCREW M 6X 8	1	1						
48	1	26116-080602	BOLT M 8X 60 PLATED	2	2						
49	1	26116-080702	BOLT M 8X 70 PLATED	2	2						
50	1	26116-081052	BOLT M 8X105 PLATED	2	2						
51	1	26716-080002	NUT M 8	1	1						
52	1	26716-100002	NUT M10	2	2						
53	1	26921-080142	SCREW M 8X14	1	1						
54	1	194432-27201	SHAFT, MAIN SHIFT	1	1						

WWW.SOUTHERNFARMEQUIPMENTIMPORTS.COM

1-251-957-2857

Fig.46. RANGE SHIFT

Fig. 46 RANGE SHIFT



(A)=YM226  
(B)=YM226D  
(C)=

(D)=  
(E)=  
(F)=

REF.	LEV.	PARTS NO.	DESCRIPTION	Q'TY						I	R
				(A)	(B)	(C)	(D)	(E)	(F)		
1	1	194432-27110-X	LEVER, GEAR SHIFT	1	1						
2	1	194420-27160	FORK, SHIFT	1	1						
3	1	194310-27180	SPRING 22.2	1	1						
4	1	194432-27350-X	LEVER, RANGE SHIFT	1	1						
5	1	194420-27360	ARM, SHIFT	1	1						
6	1	194241-27540	PLATE, KEEP	1	1						
7	1	194990-85561	KNOB	1	1						
8	1	22217-080000	SPRING WASHER 8	1	1						
9	1	22351-060025	SPRING PIN 6X25	1	1						
10	1	24190-100001	BALL 5/16, STEEL	1	1						
11	1	24311-000160	O-RING 1A P-16.0	1	1						
12	1	26116-080162	BOLT M 8X 16 PLATED	1	1						
13	1	26716-120002	NUT M12	1	1						
14	1	194310-27180	SPRING 22.2	1	1						
15	1	194432-27560-X	LEVER, PTO CHANGE	1	1						
16	1	194430-27570	ARM, P.T.O. SHIFT	1	1						
16-1	1	194430-27571	ARM, SHIFT	1	1						N
(A=T/# 20768) (B=T/# 42029)											
17	1	194361-27640	FORK, SHIFT	1	1						
18	1	194432-27660	SHAFT, FORK	1	1						
19	1	194150-27760	PLATE, KEEP	1	1						
20	1	194150-27870	WASHER 16X26X2	1	1						
21	1	194145-27960	KNOB	1	1						
22	1	22217-080000	SPRING WASHER 8	1	1						
23	1	22217-160000	SPRING WASHER 16	2	2						
24	1	22351-035032	SPRING PIN 3.5X32	1	1						
25	1	22351-060032	SPRING PIN 6X32	1	1						
26	1	24190-100001	BALL 5/16, STEEL	1	1						
27	1	24311-000160	O-RING 1A P-16.0	1	1						
28	1	24341-000160	O-RING 1A S-16.0	1	1						
29	1	26116-080162	BOLT M 8X 16 PLATED	1	1						
30	1	26736-160002	NUT M16	2	2						

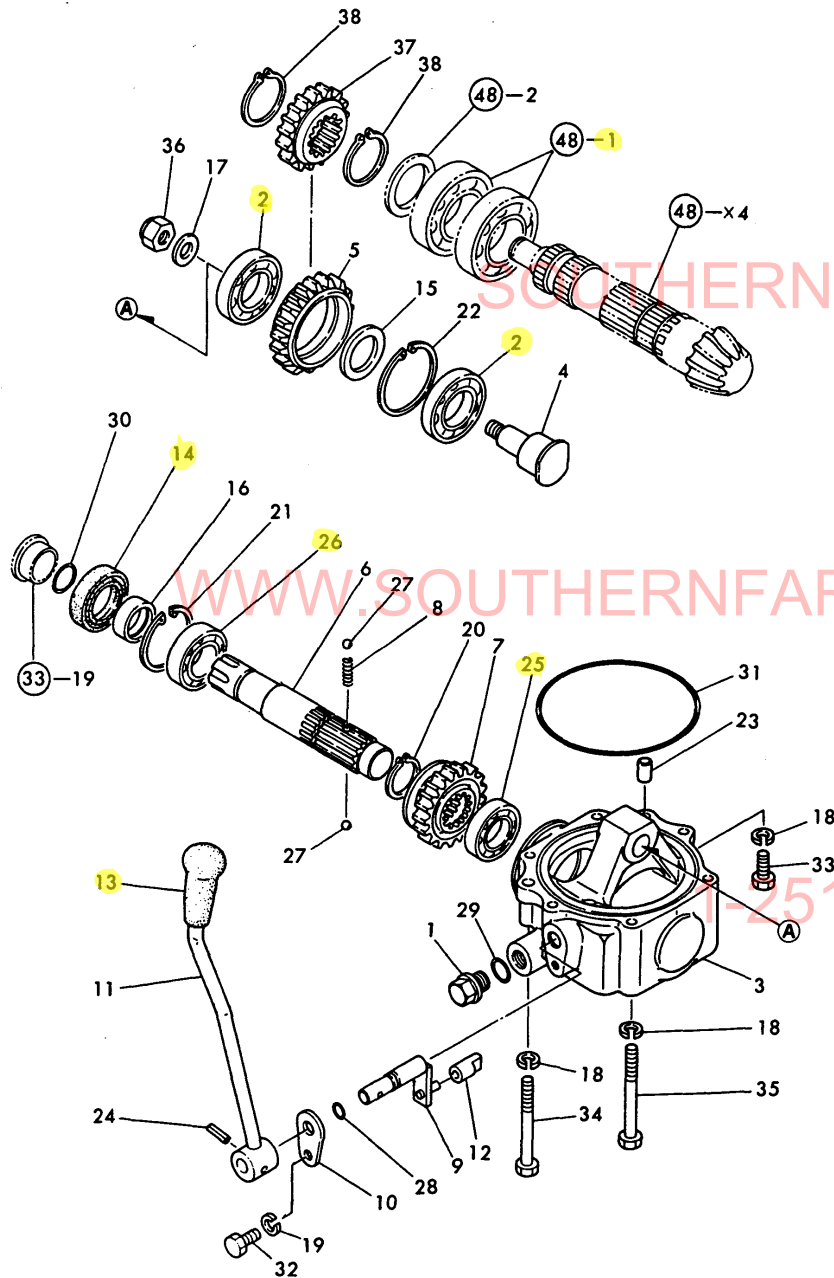


Fig.47. FRONT DRIVE & SHIFT

(A)=YM226  
(B)=YM226D  
(C)=

(D)=  
(E)=  
(F)=

Fig. 47 FRONT DRIVE & SHIFT



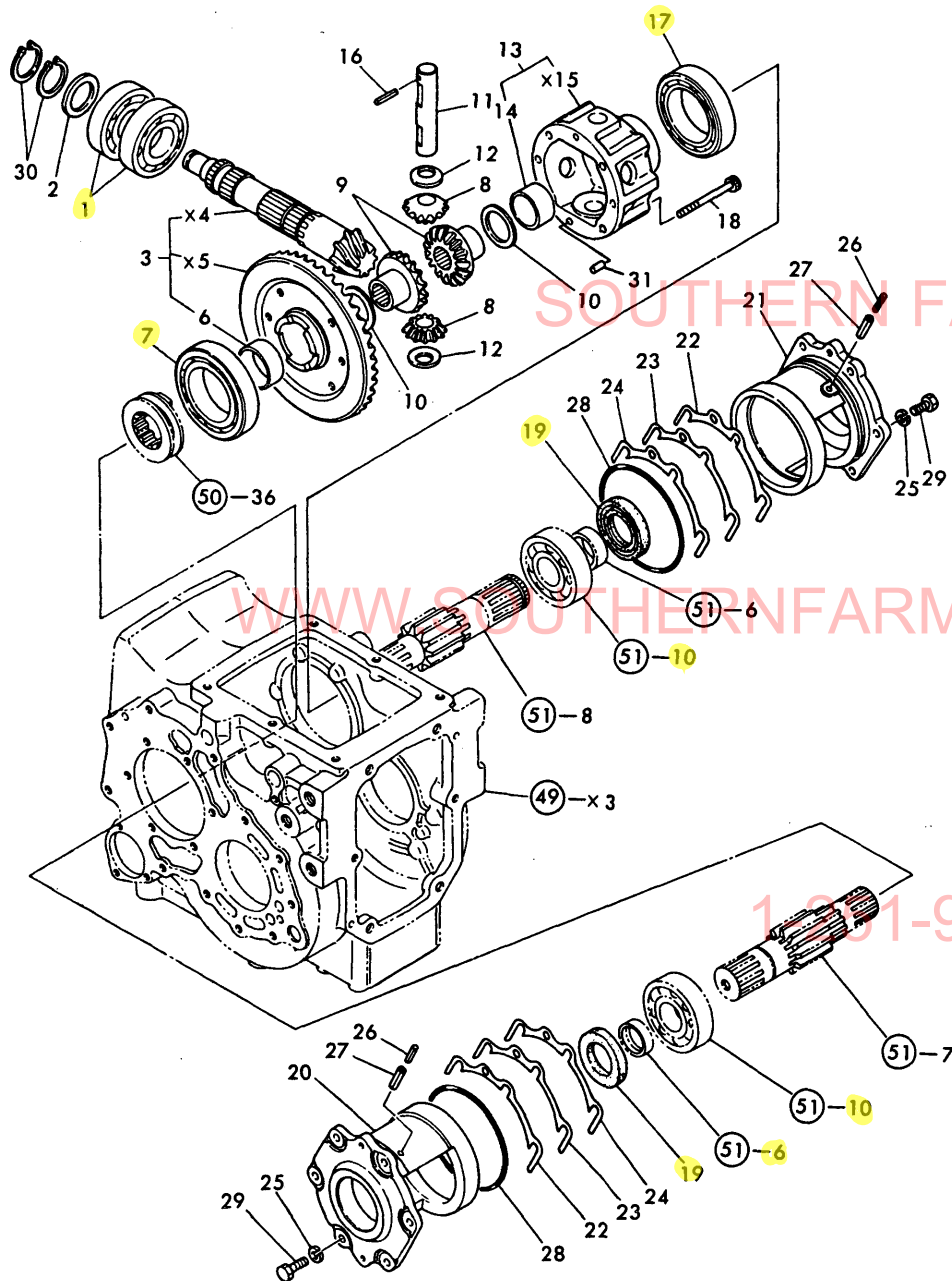
REF.	LEV.	PARTS NO.	DESCRIPTION	QTY						I	R
				(A)	(B)	(C)	(D)	(E)	(F)		
1	1	194151-24770	PLUG 14, OIL		1						
1-1	1	23491-140002	PLUG 14		1						N
		(A=T/# 20734) (B=T/# 41961)									
2	1	194430-25460	BALL BEARING 16006		2						
3	1	194433-28110-X	HOUSING, FRONT DRIVE		1						
4	1	194433-28150	SHAFT, FRONT IDLE		1						
5	1	194433-28160	GEAR, FRONT IDLE		1						
6	1	194421-28211	SHAFT, FRONT DRIVE		1						
7	1	194433-28220	GEAR, FRONT DRIVE		1						
8	1	194311-28230	SPRING 21.2		1						
9	1	194421-28310	ARM, FRONT SHIFT		1						
10	1	194311-28320	PLATE, KEEP		1						
11	1	194433-28330-X	LEVER, FRONT SHIFT		1						
12	1	194191-28451	BLOCK, FRONT SHIFT		1						
13	1	194191-28480	KNOB		1						
14	1	1A1040-28820	SEAL TC30 52 8, OIL		1						
14-1	1	24421-305208	SEAL TC30 52 08, OIL		1						R
		(A=T/# 20686) (B=T/# 41542)									
15	1	194310-37560	WASHER		1						
16	1	1E6190-54080	SLEEVE SI25X30X13		1						
17	1	22117-120000	WASHER 12		1						
18	1	22217-080000	SPRING WASHER 8		6						
19	1	22217-080000	SPRING WASHER 8		1						
20	1	22242-000290	CIRCLIP 29		1						
21	1	22252-000520	CIRCLIP 52		1						
22	1	22252-000550	CIRCLIP 55		1						
23	1	22312-100140	PARALLEL PIN 10X14		2						
24	1	22351-060025	SPRING PIN 6X25		1						
25	1	24101-060054	BALL BEARING		1						
26	1	24101-062054	BEARING #6205		1						
27	1	24190-080001	BALL 1/4, STEEL		2						
28	1	24311-000110	O-RING 1A P-11.0		1						
29	1	24311-000160	O-RING 1A P-16.0		1						
30	1	24311-000210	O-RING 1A P-21.0		1						
31	1	24321-001150	O-RING 1A G-115.0		1						
32	1	26116-080162	BOLT M 8X 16 PLATED		1						
33	1	26116-080202	BOLT M 8X 20 PLATED		1						
34	1	26116-080752	BOLT M 8X 75 PLATED		3						
35	1	26116-080802	BOLT M 8X 80 PLATED		2						
36	1	26346-120002	U-NUT M12 PLATED		1						
37	1	194433-28280	PINION, FRONT DRIVE		1						
38	1	22242-000340	CIRCLIP 34		2						

Fig.48. DIFFERENTIAL GEARS (REAR AXLE)

(A)=YM226  
(B)=YM226D  
(C)=

(D)=  
(E)=  
(F)=

Fig. 48 DIFFERENTIAL GEARS OF REAR AXLE



REF.	LEV.	PARTS NO.	DESCRIPTION	QTY						I	R
				(A)	(B)	(C)	(D)	(E)	(F)		
1	1	194430-25810	BALL BEARING	2	2						
2	1	194420-25860	COLLAR 35X47X4.5	1	1						
3	1	194432-31300	GEAR W/COUNTERSHAFT	1	1						
3-1	1	194432-31301	GEAR W/COUNTERSHAFT	1							N
		(A=T/# 20705)									
6	2	194430-31490	BUSH 38X41X18	1	1						
7	1	24101-062114	BALL BEARING	1	1						
8	1	194321-13230	PINION, DIFFERENTIAL	2	2						
9	1	194430-31510	GEAR, DIFFERENTIAL	2	2						
10	1	194430-31610	WASHER, DIFFERENTIAL	2	2						
11	1	194430-31820	SHAFT, DIFFERENTIAL	1	1						
12	1	194430-31850	WASHER, DIFFERENTIAL	2	2						
13	1	194430-32100	HOUSING ASSY, DIFF.	1	1						
13-1	1	194430-32101	CASE ASSY, DIFF.	1	1						N
		(A=T/# 20705) (B=T/# 41804)									
14	2	194430-31490	BUSH 38X41X18	1	1						
16	1	22351-050030	SPRING PIN 5X30	1	1						
17	1	24101-060124	BALL BEARING	1	1						
18	1	26450-080652	BOLT M 8X 65	6	6						
19	1	194420-24340	SEAL TC35 55 8, OIL	2	2						
20	1	194430-32300-X	CARRIER,DIFFERENTIAL	1	1						
21	1	194430-32310-X	CARRIER,DIFFERENTIAL	1	1						
22	1	194420-32350	SHIM T=0.1	8	8						1
23	1	194420-32360	SHIM T=0.3	4	4						1
24	1	194420-32370	SHIM T=0.5	4	4						1
25	1	22217-080000	SPRING WASHER 8	8	8						
26	1	22351-035025	SPRING PIN 3.5X25	4	4						
27	1	22351-060025	SPRING PIN 6X25	4	4						
28	1	24321-001000	O-RING 1A G-100.0	2	2						
29	1	26116-080252	BOLT M 8X 25 PLATED	8	8						
30	1	22242-000340	CIRCLIP 34	2	2						
31	1	22312-080160	PARALLEL PIN 8X 16	2	2						W
		(A=T/# 20705) (B=T/# 41804)									

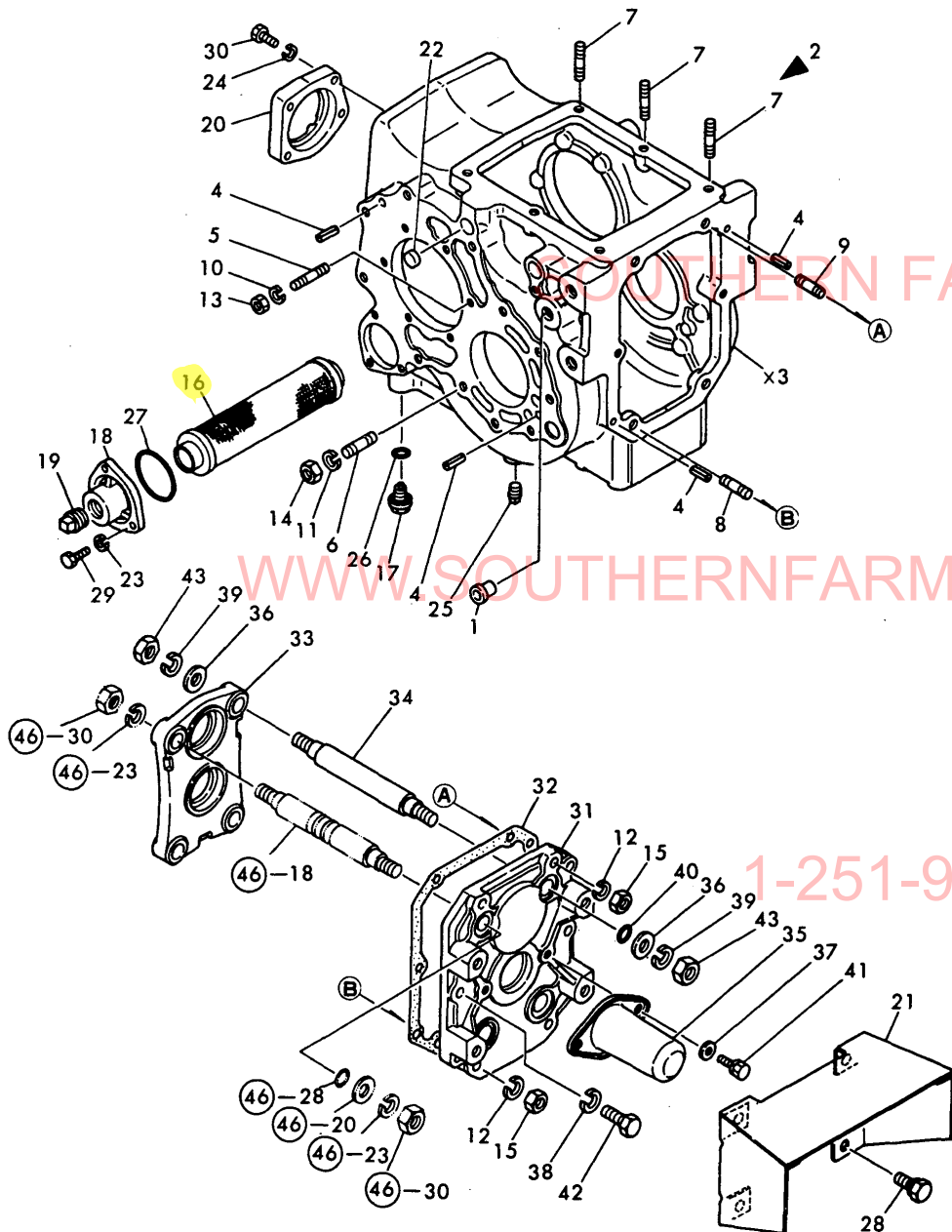


Fig.49. REAR AXLE HOUSING (1)

(A)=YM226  
(B)=YM226D  
(C)=

(D)=  
(E)=  
(F)=

Fig. 49 REAR AXLE HOUSING (1)



REF.	LEV.	PARTS NO.	DESCRIPTION	QTY						I	R
				(A)	(B)	(C)	(D)	(E)	(F)		
1	1	194450-11190	PLUG 15	6	6						
2	1	194432-24300-X	CASE ASSY, REAR AXLE	1	1						
2-1	1	194432-24301-X	CASE ASSY, REAR AXLE	1	1						N
(A=T/# 20700) (B=T/# 41742)											
4	2	22351-100020	SPRING PIN 10X20	6	6						
5	2	26216-080182	STUD M 8X 18 PLATED	4	4						
6	2	26216-100252	STUD M10 25	4	4						
7	2	26216-100352	STUD M10X 35 PLATED	3	3						
7-1	2	26216-100322	STUD M10X 32 PLATED	3	3						N
(A=*) (B=*)											
8	2	26216-120352	STUD M12X 35 PLATED	2	2						
9	2	26216-120352	STUD M12X 35 PLATED	2	2						
10	2	22217-080000	SPRING WASHER 8	4	4						
11	2	22217-100000	SPRING WASHER 10	4	4						
12	2	22217-120000	WASHER 12,SPRING	4	4						
13	2	26716-080002	NUT M 8	4	4						
14	2	26716-100002	NUT M10	4	4						
15	2	26716-120002	NUT M12	4	4						
16	1	194430-24930	STRAINER, OIL	1	1						
17	1	194151-24770	PLUG 14, OIL	1	1						
17-1	1	23491-140002	PLUG 14	1	1						N
(A=T/# 20734) (B=T/# 41961)											
18	1	194197-24970-X	CAP, STRAINER	1	1						
19	1	194322-24980	PLUG 1/2-NPT	1	1						
20	1	194430-25830-X	RETAINER, BEARING	1	1						
21	1	194197-26910-X	GUARD, P.T.O. SHAFT	1	1						
21-1	1	194197-26911-X	GUARD, P.T.O. SHAFT	1	1						S
(A=*1980.) (B=*1980.)											
22	1	194130-33190	PLUG 20X8	1	1						
23	1	22217-060000	SPRING WASHER 6	3	3						
24	1	22217-080000	SPRING WASHER 8	4	4						
25	1	23871-030000	PLUG PT3/8,SCREW	1	1						
26	1	24311-000160	O-RING 1A P-16.0	1	1						
27	1	24341-000550	O-RING 1A S-55.0	1	1						
28	1	26013-120222	BOLT M12X 22	4	4						
28-1	1	26013-120252	BOLT M12X 25	4	4						N
(A=*1982.12) (B=*1982.12)											
29	1	26116-060202	BOLT M6X20	3	3						
30	1	26116-080302	BOLT M 8X 30 PLATED	4	4						
31	1	194420-24350-X	COVER, TRANSMISSION	1	1						
32	1	194420-24360	GASKET, REAR COVER	1	1						
33	1	194420-24371	PLATE, P.T.O.	1	1						
34	1	194420-24380	SUPPORT, P.T.O	3	3						
35	1	194190-26860-X	COVER, P.T.O. SHAFT	1	1						
36	1	194150-27870	WASHER 16X26X2	6	6						
37	1	22137-080000	WASHER 8, POLISHED	2	2						Z
(A=T/# 20793) (B=T/# 42307)											
38	1	22217-120000	WASHER 12,SPRING	2	2						
39	1	22217-160000	SPRING WASHER 16	6	6						
40	1	24311-000160	O-RING 1A P-16.0	3	3						
41	1	26013-080122	BOLT M 8X 12	2	2						

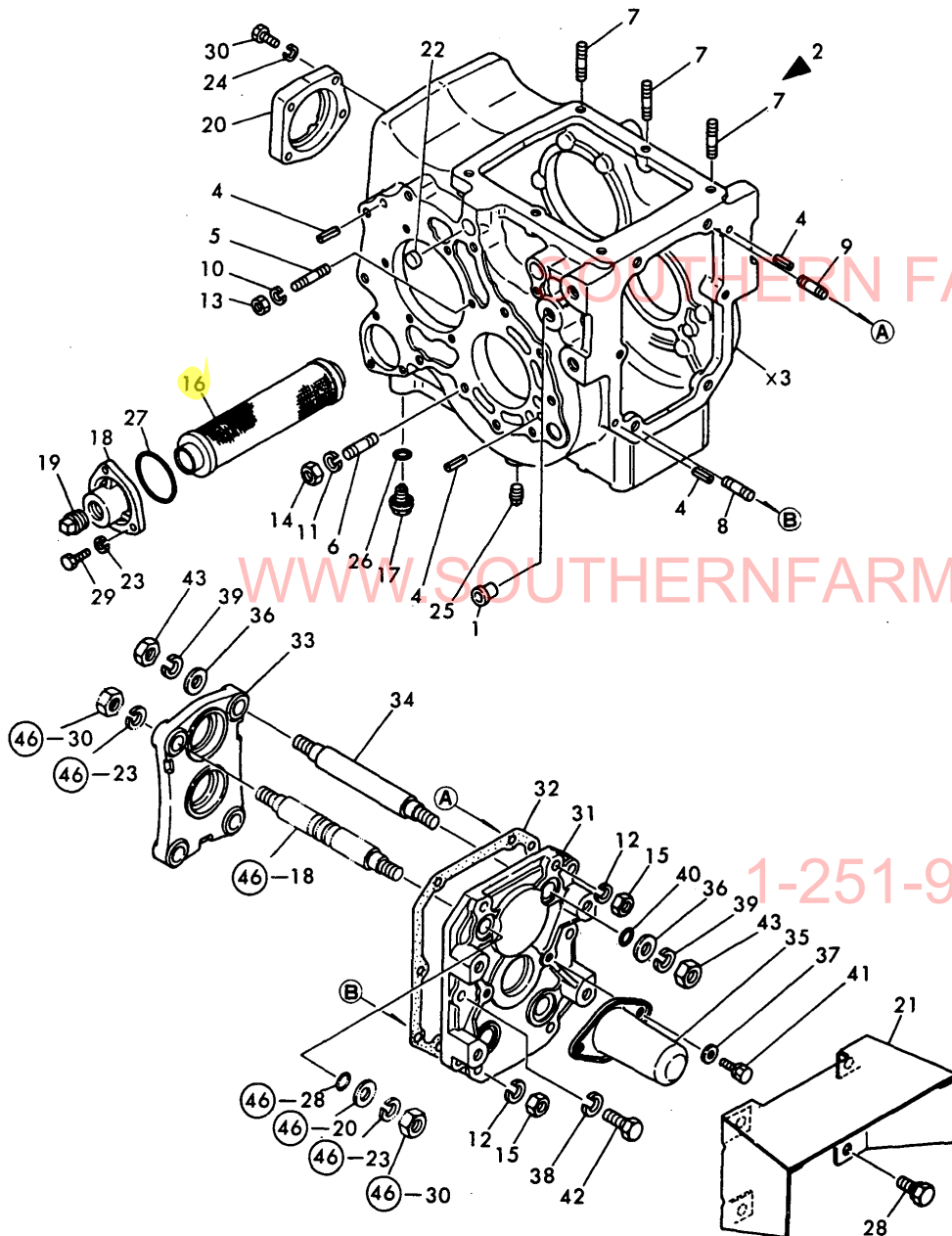
N:Old  $\frac{Yes}{No}$  New, Q:Old  $\frac{No}{Yes}$  New, R:Old  $\frac{Yes}{Yes}$  New, S:Old  $\frac{No}{No}$  New, W:Add, Z:Discontinued, F:Interchangeable by set, K:Q'ty Change  
 ++ CONTINUE ++  
 (C)Copy Rights YANMAR CO.,LTD.

Fig.49. REAR AXLE HOUSING (1)

(A)=YM226  
(B)=YM226D  
(C)=

(D)=  
(E)=  
(F)=

Fig. 49 REAR AXLE HOUSING (1)



REF.	LEV.	PARTS NO.	DESCRIPTION	Q'TY						I	R
				(A)	(B)	(C)	(D)	(E)	(F)		
41-1	1	26106-080122 (A=T/# 20793) (B=T/# 42307)	BOLT M 8X 12 PLATED	2	2						N
42	1	26116-120352	BOLT M12X 35 PLATED	2	2						
43	1	26736-160002	NUT M16	6	6						

Fig.50. REAR AXLE HOUSING(2)

(A)=YM226  
(B)=YM226D  
(C)=

(D)=  
(E)=  
(F)=

REF.	LEV.	PARTS NO.	DESCRIPTION	Q'TY						I	R
				(A)	(B)	(C)	(D)	(E)	(F)		
1	1	194447-14140	SEAL TC6Y 57 75 12	2	2						
2	1	194447-14180	SLEEVE SL525718	2	2						
3	1	194432-32600-X	HOUSING, REAR AXLE	1	1						
4	1	194432-32610-X	HOUSING, REAR AXLE	1	1						
5	1	194420-32620	GASKET, HOUSING	2	2						
6	1	194432-32820-X	BRACKET, LINK	1	1						
7	1	194432-32830-X	BRACKET, LINK	1	1						
8	1	194420-34310-X	CASE, OIL SEAL	2	2						Z
		(A=T/# 20172) (B=T/# 40230)									
9	1	194420-34340	GASKET	2	2						
10	1	194150-36651	BREATHER, AIR	2	2						
10-1	1	194145-36651	BREATHER, AIR	2	2						N
		(A=1981.) (B=1981.)									
11	1	194151-36670	PLUG PT02	2	2						
12	1	194275-73180	BOLT, LOWER LINK	2	2						
13	1	22217-100000	SPRING WASHER 10	8	8						
14	1	22217-100000	SPRING WASHER 10	14	14						
15	1	22217-100000	SPRING WASHER 10	4	4						
16	1	22217-160000	SPRING WASHER 16	2	2						
17	1	23064-060500	PIPE 6X 500	2	2						Z
		(A=*) (B=*)									
18	1	26116-100302	BOLT M10X 30 PLATED	14	14						
19	1	26116-100352	BOLT M10X 35 PLATED	8	8						
20	1	194432-32850	BOLT M10X 65	4	4						
21	1	26216-100252	STUD M10 25	4	4						Z
		(A=T/# 20722) (B=T/# 41898)									
22	1	26216-100302	STUD BOLT	4	4						
22-1	1	26216-100302	STUD BOLT	8	8						K
		(A=T/# 20722) (B=T/# 41898)									
23	1	26716-100002	NUT M10	4	4						
24	1	26716-160002	NUT M16	2	2						
25	1	26216-100252	STUD M10 25	4	4						Z
		(A=T/# 20172) (B=T/# 40230)									
26	1	194274-13570	SPRING WASHER 10	4	4						
27	1	194432-74810-X	BRACKET (L), R. AXLE	1	1						Z
		(A=T/# 20172) (B=T/# 40230)									
28	1	194432-74830-X	BRACKET (R), R. AXLE	1	1						Z
		(A=T/# 20172) (B=T/# 40230)									
29	1	26116-220602	BOLT 22X 60	2	2						Z
		(A=T/# 20172) (B=T/# 40230)									
30	1	22217-220000	SPRING WASHER 22	2	2						Z
		(A=T/# 20172) (B=T/# 40230)									
31	1	26716-220002	NUT M22	2	2						Z
		(A=T/# 20172) (B=T/# 40230)									
32	1	26716-100002	NUT M10	4	4						Z
		(A=T/# 20172) (B=T/# 40230)									
33	1	22217-100000	SPRING WASHER 10	4	4						Z
		(A=T/# 20172) (B=T/# 40230)									
34	1	194432-34320-X	CASE, OIL SEAL	1	1						W
		(A=T/# 20172) (B=T/# 40230)									
35	1	194432-34310-X	CASE, OIL SEAL	1	1						W

N:Old  $\begin{matrix} \leftarrow \text{Yes} \\ \text{No} \end{matrix}$  New, Q:Old  $\begin{matrix} \leftarrow \text{No} \\ \text{Yes} \end{matrix}$  New, R:Old  $\begin{matrix} \leftarrow \text{Yes} \\ \text{No} \end{matrix}$  New, S:Old  $\begin{matrix} \leftarrow \text{No} \\ \text{Yes} \end{matrix}$  New, W:Add, Z:Discontinued, F:Interchangeable by set, K:Q'ty Change  
++ CONTINUE ++  
(C)Copy Rights YANMAR CO.,LTD.

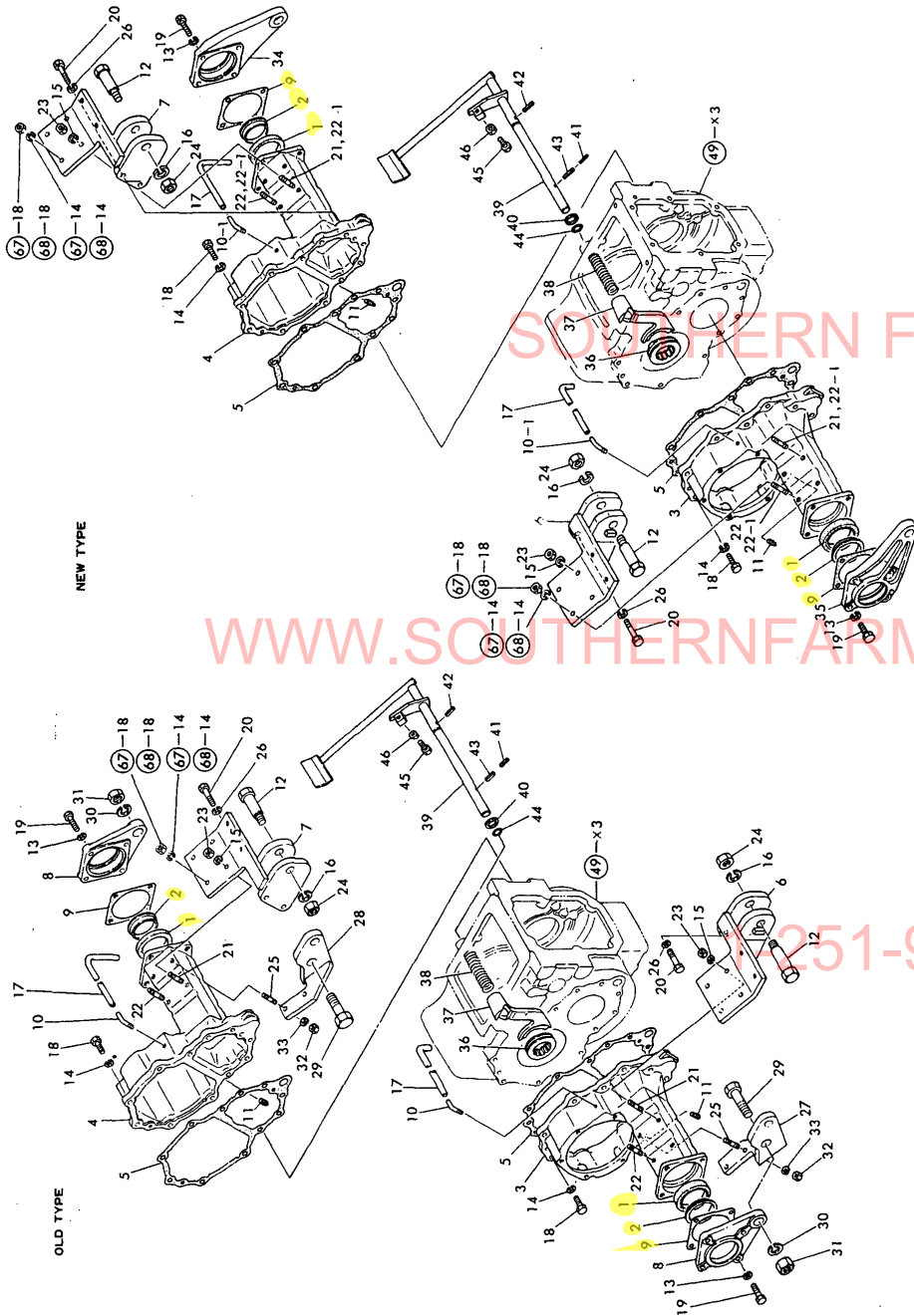


Fig. 50 REAR AXLE HOUSING (2)

Fig.50. REAR AXLE HOUSING(2)

(A)=YM226  
(B)=YM226D  
(C)=

(D)=  
(E)=  
(F)=

REF.	LEV.	PARTS NO.	DESCRIPTION	Q'TY						I	R	
				(A)	(B)	(C)	(D)	(E)	(F)			
		(A=T/# 20172)	(B=T/# 40230)									
36	1	194361-33100	SLIDER, DIFFERENTIAL	1	1							
37	1	194430-33140	FORK, SHIFT	1	1							
38	1	194150-33150	SPRING, RETURN	1	1							
39	1	194432-33160-X	PEDAL, DIFF. LOCK	1	1							
40	1	194300-33200	SPACER 20X32X3.2	1	1							
41	1	22351-050040	SPRING PIN 5X40	1	1							
42	1	22351-080032	SPRING PIN 8X32	1	1							
43	1	22351-080040	SPRING PIN 8X40	1	1							
44	1	24311-000160	O-RING 1A P-16.0	1	1							
45	1	26116-100352	BOLT M10X 35 PLATED	1	1							
46	1	26756-100002	LOCK NUT M10 PLATED	1	1							

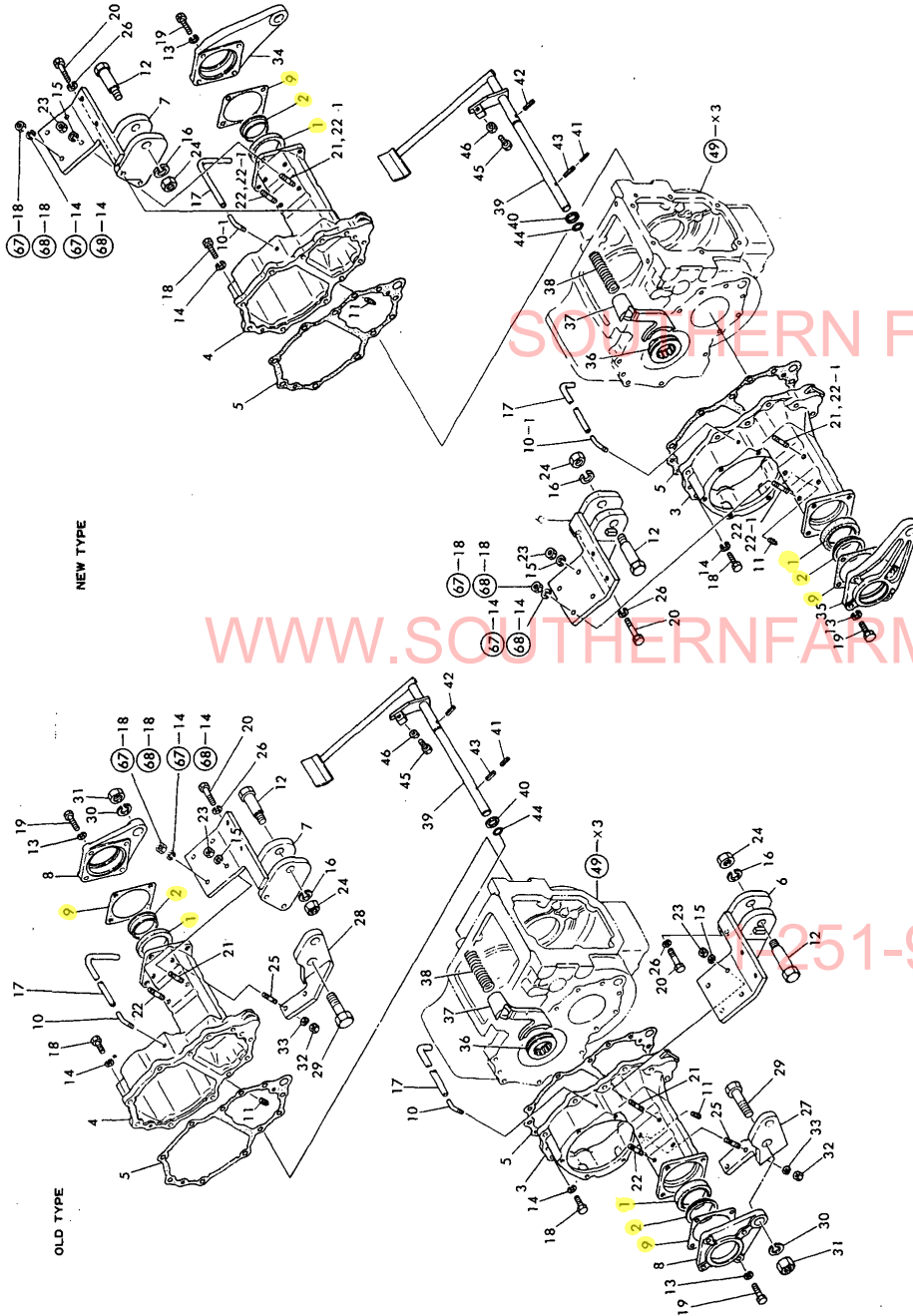
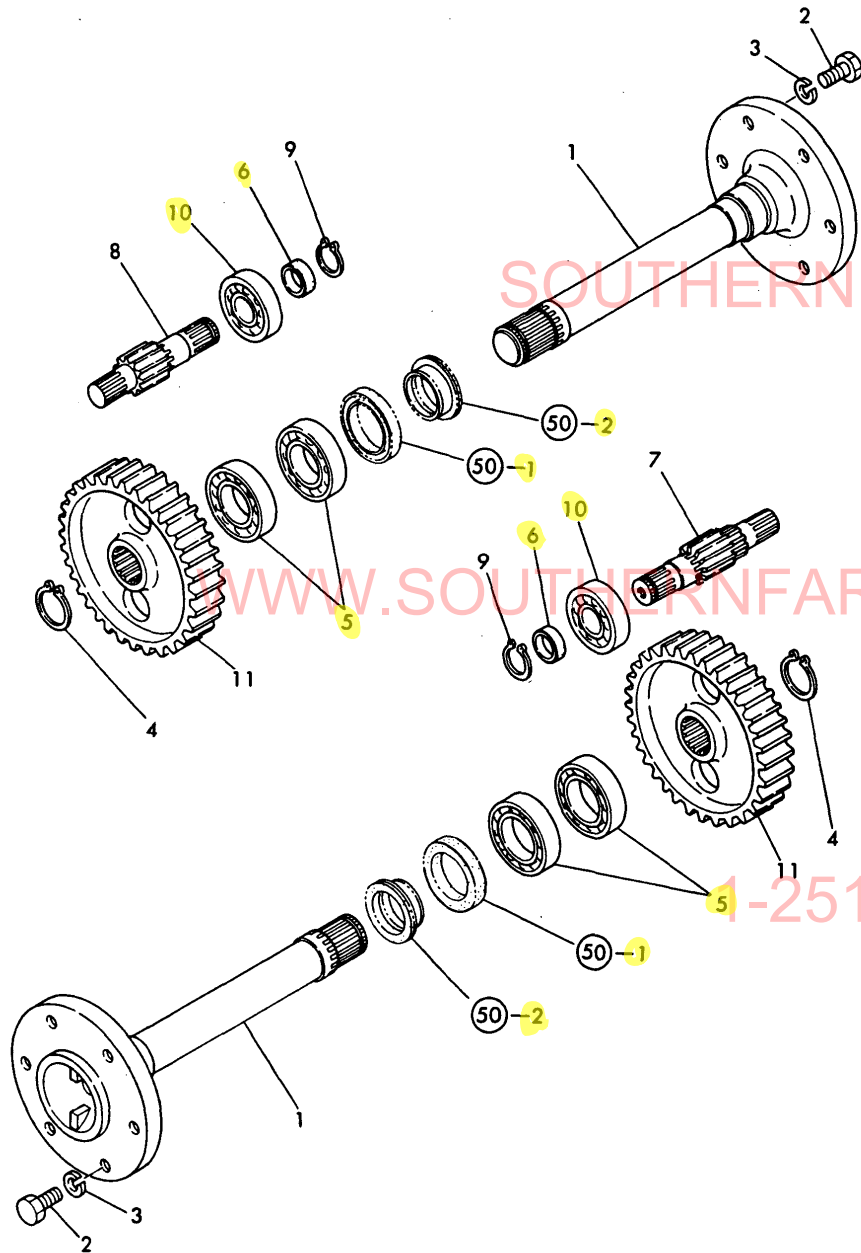


Fig. 50 REAR AXLE HOUSING (2)

Fig.51. REAR AXLE SHAFT

Fig. 51 REAR AXLE SHAFT



(A)=YM226  
(B)=YM226D  
(C)=

(D)=  
(E)=  
(F)=

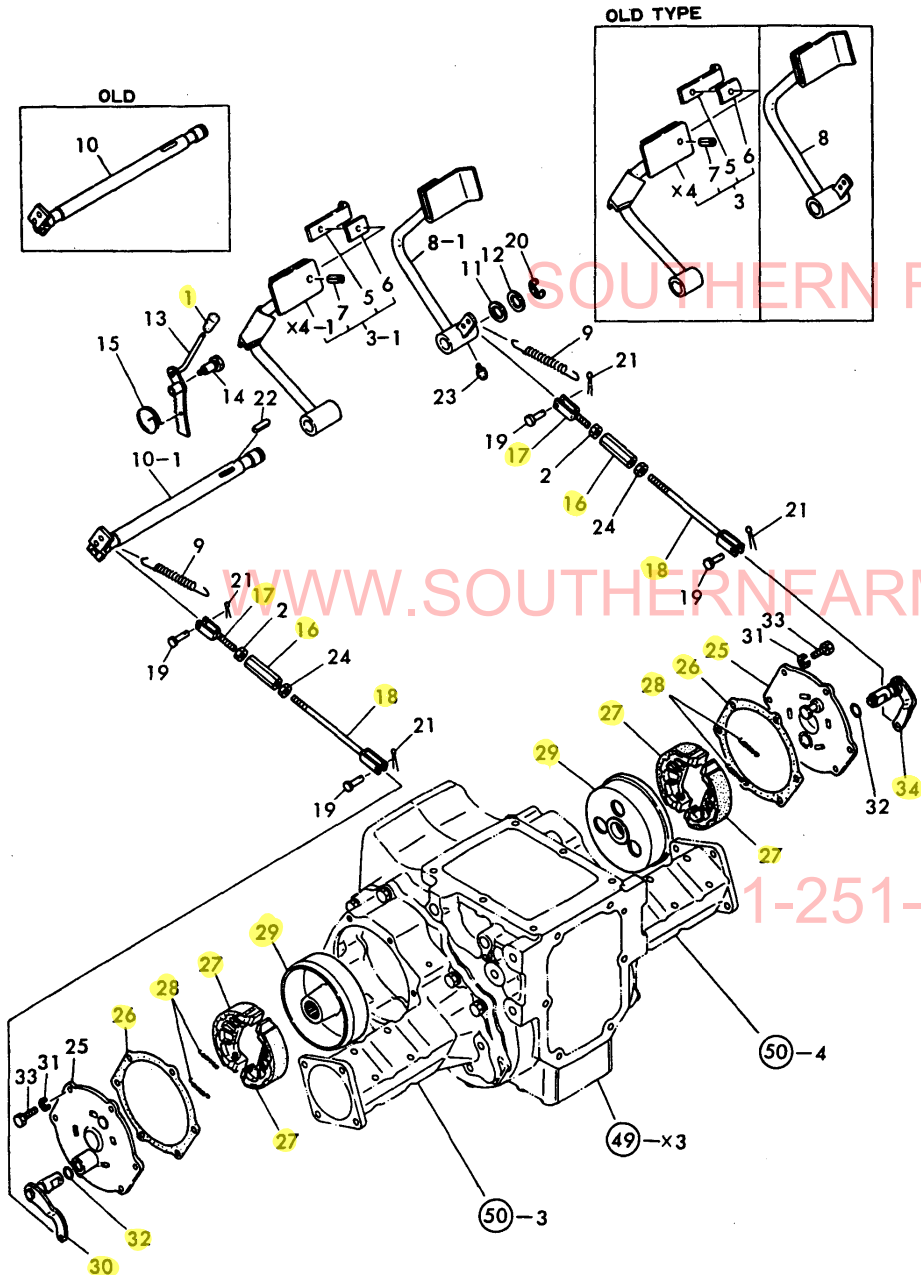
REF.	LEV.	PARTS NO.	DESCRIPTION	Q'TY						I	R
				(A)	(B)	(C)	(D)	(E)	(F)		
1	1	194361-34100-X	SHAFT, REAR AXLE	2	2						
2	1	194322-34180	BOLT M16X 30	12	12						
3	1	194280-34170	WASHER 16	12	12						
3-1	1	194065-34170	WASHER 16, LOCK	12	12						N
		(A=T/# 20734) (B=T/# 41961)									
4	1	22242-000450	CIRCLIP 45	2	2						
5	1	24101-062094	BALL BEARING	4	4						
6	1	194420-26650	SLEEVE 30X35X13	2	2						
7	1	194430-33400	PINION, FINAL	1	1						
8	1	194430-33410	PINION, FINAL	1	1						
9	1	22242-000290	CIRCLIP 29	2	2						
10	1	24104-063064	BALL BEARING	2	2						
10-1	1	24101-063064	BALL BEARING	2	2						N
		(A=T/# 20210) (B=T/# 40462)									
11	1	194430-33500	GEAR, FINAL	2	2						

Fig.52. BRAKES

(A)=YM226  
(B)=YM226D  
(C)=

(D)=  
(E)=  
(F)=

Fig. 52 BRAKES



REF.	LEV.	PARTS NO.	DESCRIPTION	Q'TY						I	R
				(A)	(B)	(C)	(D)	(E)	(F)		
1	1	194150-01190	KNOB, THROTTLE LEVER	1	1						
2	1	194150-22480	NUT M10	2	2						
3	1	194432-37420-X	PEDAL, BRAKE	1	1						
3-1	1	194432-37421-X (A=T/# 20198) (B=T/# 40341)	PEDAL ASSY, BRAKE(L)	1	1						S
5	2	194432-37540-R	CONNECTOR	1	1						
6	2	194150-37530	SPACER	1	1						
7	2	22351-080018	SPRING PIN 8X18	1	1						
8	1	194432-37470-X	PEDAL, BRAKE	1	1						
8-1	1	194432-37471-X (A=T/# 20198) (B=T/# 40341)	PEDAL ASSY, BRAKE(R)	1	1						S
9	1	194420-37510	SPRING, RETURN	2	2						
10	1	194420-37550-X	SHAFT, BRAKE PEDAL	1	1						
10-1	1	194361-37550-X (A=T/# 20198) (B=T/# 40341)	SHAFT, BRAKE PEDAL	1	1						S
11	1	194130-37560	WASHER	1	1						
12	1	194150-37570	WASHER	1	1						
13	1	194170-37660-X	LEVER, BRAKE LOCK	1	1						
14	1	194420-37670	PIN, ROCK LEVER	1	1						
14-1	1	194432-37670 (A=T/# 20788) (B=T/# 42244)	COLLAR	1	1						S 1
15	1	194110-37691	SPRING, RETURN	1	1						
16	1	194151-37730	TURNBUCKLE M10X90	2	2						
17	1	194130-37740	ROD, BRAKE	2	2						
18	1	194420-37770	ROD, BRAKE	2	2						
19	1	194080-37781	PIN 8X25	4	4						
20	1	22272-000190	CIRCLIP E-19	1	1						
21	1	22417-200300	COTTER PIN 2.0X30	4	4						
22	1	22512-070400	KEY 7X 40	1	1						
23	1	24761-010000	NIPPLE M6F, GREASE	1	1						
24	1	26716-100002	NUT M10	2	2						
25	1	194420-36300-X	COVER, BRAKE	2	2						
26	1	194420-36320	GASKET, BRAKE COVER	2	2						
27	1	194420-36510	SHOE, BRAKE	4	4						
28	1	194150-36550	SPRING, RETURN	4	4						
29	1	194420-36570	DRUM, BRAKE	2	2						
30	1	194312-36710-X	CAMSHAFT, BRAKE	1	1						
31	1	22217-080000	SPRING WASHER 8	12	12						
32	1	24341-000200	O-RING 1A S-20.0	2	2						
33	1	26116-080252	BOLT M 8X 25 PLATED	12	12						
34	1	194312-36720-X	CAMSHAFT, BRAKE	1	1						
35	1	22217-100000	SPRING WASHER 10	1	1						W
35-1	1	22217-100000 (A=T/# 20793) (B=T/# 42307)	SPRING WASHER 10	1	1						Z
36	1	26116-100802	BOLT M10X 80 PLATED	1	1						W
36-1	1	26106-100802 (A=T/# 20793) (B=T/# 42307)	BOLT M10X 80 PLATED	1	1						N 1

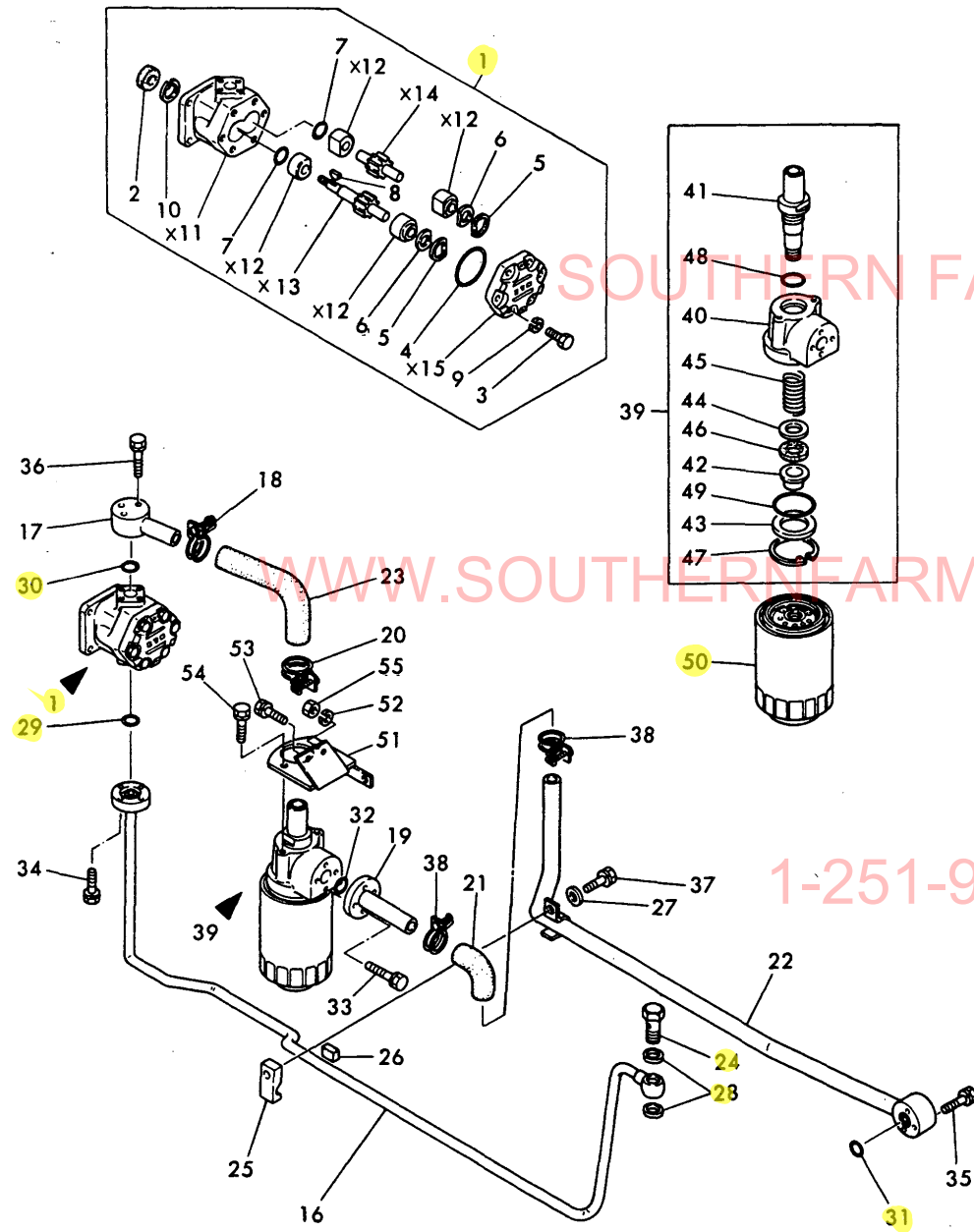


Fig.53. HYDRAULIC PIPES

(A)=YM226  
(B)=YM226D  
(C)=

(D)=  
(E)=  
(F)=

Fig. 53 HYDRAULIC PIPES



REF.	LEV.	PARTS NO.	DESCRIPTION	Q'TY						I	R
				(A)	(B)	(C)	(D)	(E)	(F)		
1	1	194432-41120-X	PUMP ASSY, HYDRAULIC	1	1						
1-1	1	194361-41120-X	PUMP ASSY, HYDRAULIC	1	1						N
		(A=T/# 20768) (B=T/# 42059)									
2	2	194432-41150	SEAL, OIL	1	1						
2-1	2	24421-142507	SEAL TC14 25 07, OIL	1	1						N
		(A=T/# 20686) (B=T/# 41496)									
3	2	26126-080252	BOLT M 8X 25 PLATED	6	6						
3-1	2	26116-080252	BOLT M 8X 25 PLATED	6	6						N
		(A=*) (B=*)									
3-2	2	26450-080252	BOLT M 8X 25	6	6						N
		(A=T/# 20768) (B=T/# 42059)									
4	2	194200-41170	O-RING	1	1						
4-1	2	24341-000480	O-RING 1A S-48.0	1	1						N
		(A=T/# 20768) (B=T/# 42059)									
5	2	194200-41180	SEAL RING	2	2						Z
		(A=T/# 20768) (B=T/# 42059)									
6	2	194200-41190	RING, SUPPORT	2	2						Z
		(A=T/# 20768) (B=T/# 42059)									
7	2	194200-41200	O-RING	2	2						
7-1	2	24315-000200	O-RING 1B P-20.0	4	4						N
		(A=T/# 20768) (B=T/# 42059)									
8	2	194432-41210	KEY, WOODRUFF	1	1						
8-1	2	22522-030130	WOODRUFF KEY 3X13	1	1						N
		(A=T/# 20768) (B=T/# 42059)									
9	2	22217-080000	SPRING WASHER 8	6	6						
10	2	22252-000280	CIRCLIP 28	1	1						Z
		(A=T/# 20768) (B=T/# 42059)									
15C	2	24341-000100	O-RING 1A S-10.0	1	1						W
		(A=T/# 20768) (B=T/# 42059)									
16	1	194432-48110-X	PIPE, HIGH-PRESSURE	1	1						
17	1	194440-48210-X	PIPE, LOW PRESSURE	1	1						
18	1	194464-48210	CLAMP 32	1	1						
19	1	194432-48220-X	PIPE, LOW PRESSURE	1	1						
20	1	194464-48220	CLAMP 37	1	1						
21	1	194440-48230	HOSE, LOW PRESURE	1	1						
22	1	194432-48240-X	PIPE, LOW PRESSURE	1	1						
23	1	194432-48250-X	RUBBER PIPE	1	1						
23-1	1	194446-48230-X	RUBBER PIPE	1	1						N
		(A=*1982.12) (B=*1982.12)									
24	1	194130-48650	BOLT 18, JOINT	1	1						
24-1	1	198220-48750	CONNECTOR ASSY	1	1						N
		(A=T/# 20793) (B=T/# 42272)									
25	1	194440-48830	RETAINER	1	1						
26	1	194440-48840	RUBBER	1	1						
27	1	22137-080000	WASHER 8, POLISHED	1	1						Z
		(A=T/# 20793) (B=T/# 42307)									
28	1	23414-180023	GASKET 18	2	2						
29	1	24311-000200	O-RING 1A P-20.0	1	1						
30	1	24311-000200	O-RING 1A P-20.0	1	1						
31	1	24311-000200	O-RING 1A P-20.0	1	1						
32	1	24311-000220	O-RING 1A P-22.0	1	1						

N:Old  $\frac{Yes}{No}$  New, Q:Old  $\frac{No}{Yes}$  New, R:Old  $\frac{Yes}{Yes}$  New, S:Old  $\frac{No}{No}$  New, W:Add, Z:Discontinued, F:Interchangeable by set, K:Q'ty Change  
 ++ CONTINUE ++  
 (C)Copy Rights YANMAR CO.,LTD.

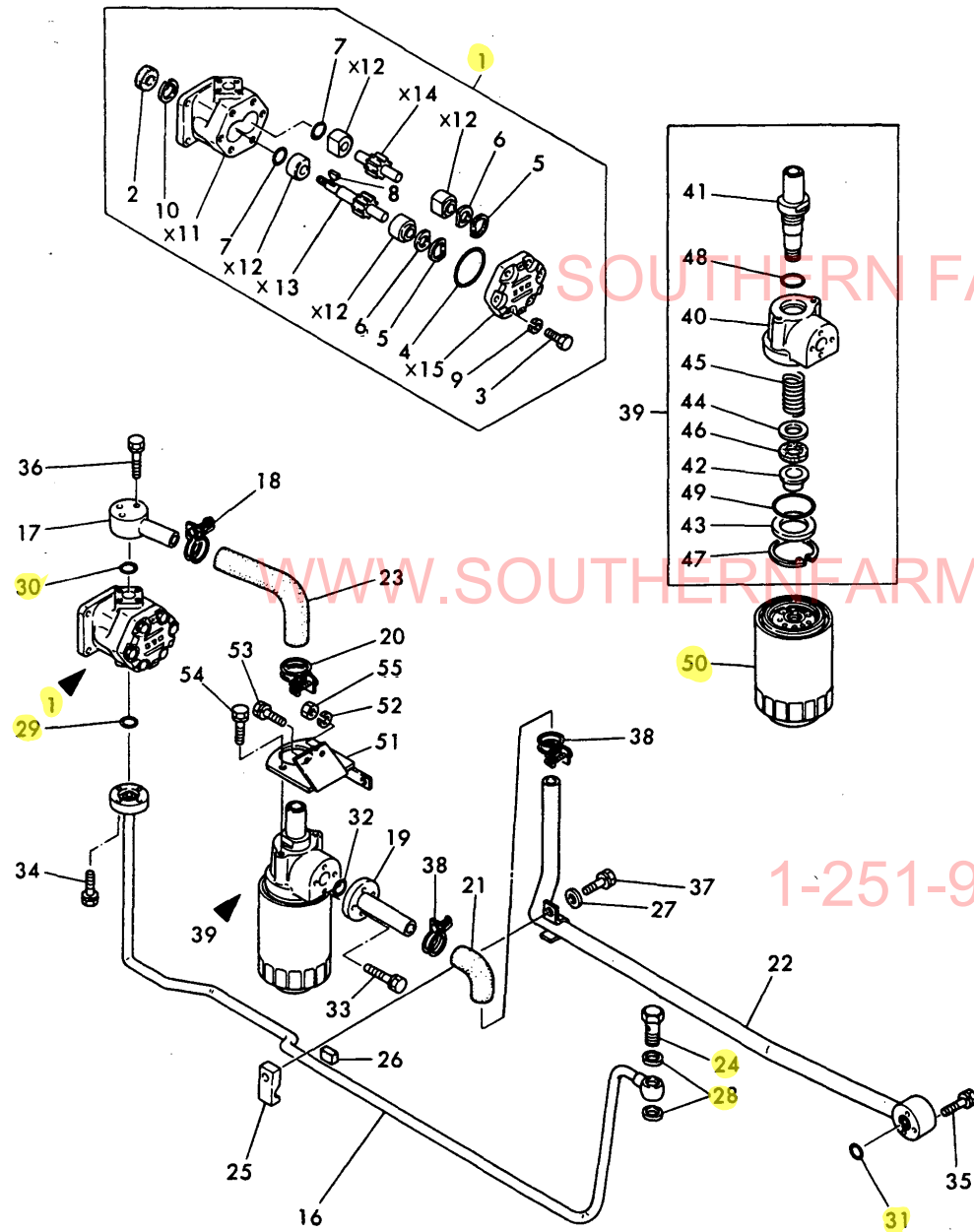


Fig.53. HYDRAULIC PIPES

(A)=YM226  
(B)=YM226D  
(C)=

(D)=  
(E)=  
(F)=

Fig. 53 HYDRAULIC PIPES



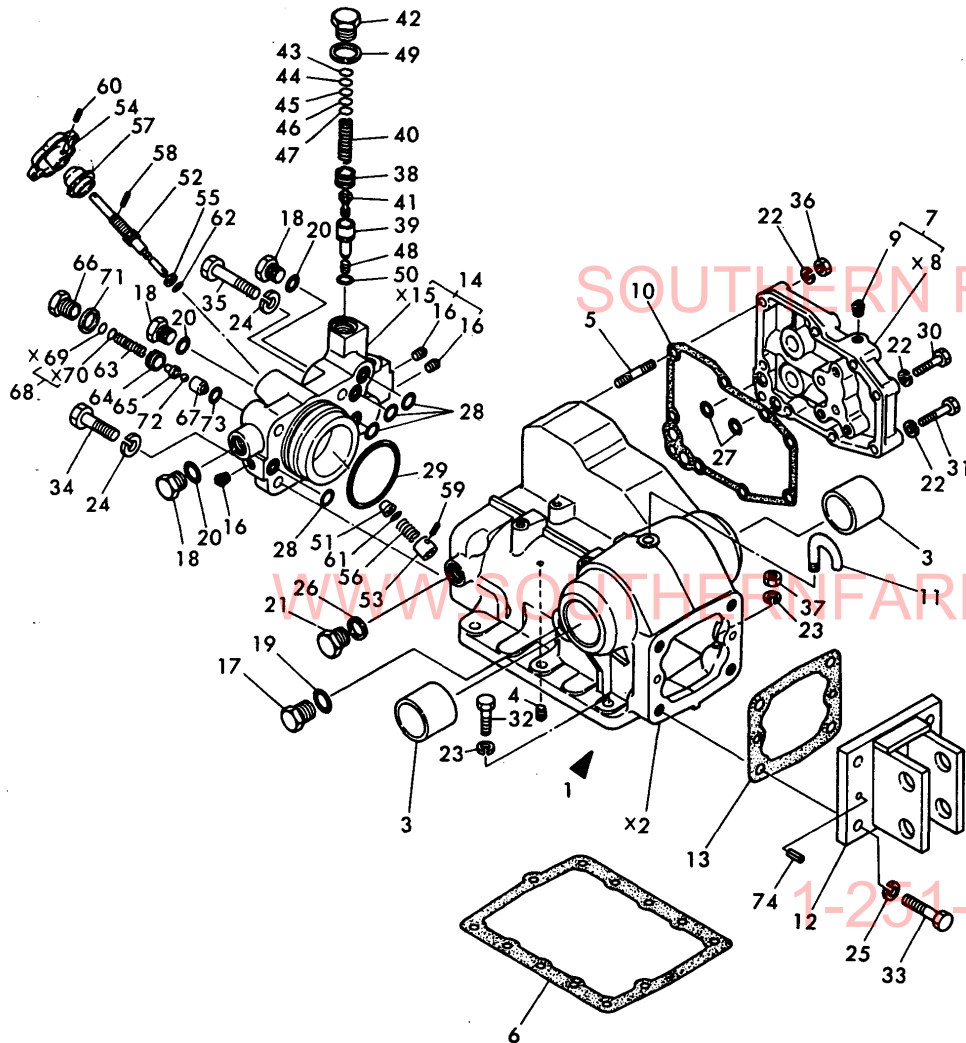
REF.	LEV.	PARTS NO.	DESCRIPTION	QTY						I	R
				(A)	(B)	(C)	(D)	(E)	(F)		
33	1	26013-060252	BOLT M 6X 25	4	4						
33-1	1	26106-060252	BOLT M 6X 25 PLATED	4	4						N
		(A=T/# 20793) (B=T/# 42290)									
34	1	26013-060252	BOLT M 6X 25	4	4						
34-1	1	26106-060252	BOLT M 6X 25 PLATED	4	4						N
		(A=T/# 20793) (B=T/# 42290)									
35	1	26013-060402	BOLT M 6X 40	3	3						
35-1	1	26106-060402	BOLT M 6X 40 PLATED	3	3						N
		(A=T/# 20793) (B=T/# 42290)									
36	1	26013-060402	BOLT M 6X 40	3	3						
36-1	1	26106-060402	BOLT M 6X 40 PLATED	3	3						N
		(A=T/# 20793) (B=T/# 42290)									
37	1	26013-080352	BOLT M 8X 35	1	1						
37-1	1	26106-080352	BOLT M 8X 35 PLATED	1	1						N
		(A=T/# 20793) (B=T/# 42307)									
38	1	194151-48710	CLAMP	2	2						
39	1	194464-48300-X	COVER ASSY, FILTER	1	1						
40	2	194464-48322	COVER, FILTER	1	1						
41	2	194464-48331	BOLT, FILTER	1	1						
42	2	194464-48341	COLLAR, SEAL	1	1						
43	2	194464-48351	SPACER 56	1	1						
44	2	194464-48361	WASHER 21.5X35X1.6	1	1						
45	2	194464-48370	SPRING, FILTER	1	1						
46	2	194464-48390	GASKET	1	1						
47	2	22252-000600	CIRCLIP 60	1	1						
48	2	24311-000280	O-RING 1A P-28.0	1	1						
49	2	24341-000560	O-RING 1A S-56.0	1	1						Z
		(A=*) (B=*)									
50	1	194464-48310-M	FILTER, HYDRAULIC	1	1						
51	1	194432-48380-X	BRACKET, STRAINER	1	1						
52	1	22217-080000	SPRING WASHER 8	1	1						
53	1	26013-080162	BOLT W/WASHER M8X16	1	1						
53-1	1	26106-080162	BOLT M 8X 16 PLATED	1	1						N
		(A=T/# 20793) (B=T/# 42307)									
54	1	26013-080222	BOLT M 8X 22	2	2						
54-1	1	26013-080202	BOLT W/WASHER M8X20	2	2						N
		(A=*1982.12) (B=*1982.12)									
54-2	1	26106-080202	BOLT M 8X 20 PLATED	2	2						N
		(A=T/# 20793) (B=T/# 42307)									
55	1	26716-080002	NUT M 8	1	1						

Fig.54. HYDRAULIC CYLINDER

(A)=YM226  
(B)=YM226D  
(C)=

(D)=  
(E)=  
(F)=

Fig. 54 HYDRAULIC CYLINDER



REF.	LEV.	PARTS NO.	DESCRIPTION	Q'TY						I	R
				(A)	(B)	(C)	(D)	(E)	(F)		
1	1	194432-42100-X	HOUSING, HYDRAULIC	1	1						
3	2	194150-42130	BUSH 50X55X40	2	2						
4	2	23871-010000	PLUG PT1/8,SCREW	1	1						
5	2	26216-080452	STUD M 8X 45 PLATED	4	4						
6	1	194312-42150	GASKET, HOUSING	1	1						
7	1	194170-42200-X	CASE, CYLINDER	1	1						
9	2	23871-010000	PLUG PT1/8,SCREW	4	4						
10	1	194170-42220	GASKET, SIDE CASE	1	1						
11	1	194150-42280	BREATHER, AIR	1	1						
12	1	194281-42810-X	HINGE, TOP LINK	1	1						
13	1	194151-42831	GASKET, HINGE	1	1						
14	1	194170-43200-X	HEAD ASSY, CYLINDER	1	1						
16	2	23871-010000	PLUG PT1/8,SCREW	3	3						
17	1	194464-45920	PLUG 3/4-16UNF	1	1						
18	1	194464-45920	PLUG 3/4-16UNF	3	3						
19	1	194464-45930	O-RING 8-1	1	1						
20	1	194464-45930	O-RING 8-1	3	3						
21	1	194130-46750	PLUG	1	1						
22	1	22217-080000	SPRING WASHER 8	9	9						
23	1	22217-100000	SPRING WASHER 10	6	6						
24	1	22217-140000	SPRING WASHER 14	4	4						
25	1	22217-140000	SPRING WASHER 14	4	4						
26	1	23414-180023	GASKET 18	1	1						
27	1	24315-000110	O-RING 1B P-11.0	2	2						
28	1	24315-000140	O-RING 1B P-14.0	4	4						
29	1	24325-000750	O-RING 1B G-75.0	1	1						
30	1	26116-080352	BOLT M 8X 35	1	1						
31	1	26116-080452	BOLT M 8X 45 PLATED	4	4						
32	1	26116-100352	BOLT M10X 35 PLATED	3	3						
33	1	26126-140352	BOLT M14X 35 PLATED	4	4						
33-1	1	26116-140352	BOLT M14X 35 PLATED	4	4						N
		(A=T# 20585) (B=T/# 41065)									
34	1	26126-140452	BOLT M14X 45 PLATED	2	2						
34-1	1	26116-140452	BOLT M14X 45 PLATED	2	2						N
		(A=T# 20585) (B=T/# 41065)									
35	1	26126-140652	BOLT M14X 65 PLATED	2	2						
35-1	1	26116-140652	BOLT M14X 65 PLATED	2	2						N
		(A=T# 20585) (B=T/# 41065)									
36	1	26716-080002	NUT M 8	4	4						
37	1	26716-100002	NUT M10	3	3						
38	1	194275-45340	SCREW, VALVE SEAT	1	1						
39	1	194170-45600	SEAT	1	1						
40	1	194170-45610	SPRING,RELIEF VALVE	1	1						
41	1	194170-45620	HOLDER	1	1						
42	1	194170-45630	PLUG	1	1						
43	1	194170-45700	SHIM (T=0.1)	1	1						1
44	1	194170-45710	SHIM (T=0.2)	1	1						1
45	1	194170-45720	SHIM (T=0.3)	1	1						1
46	1	194170-45730	SHIM (T=0.5)	1	1						1
47	1	194170-45740	SHIM (T=1.0)	1	1						1
48	1	1E6191-54330	SCREW 7X8	1	1						Z

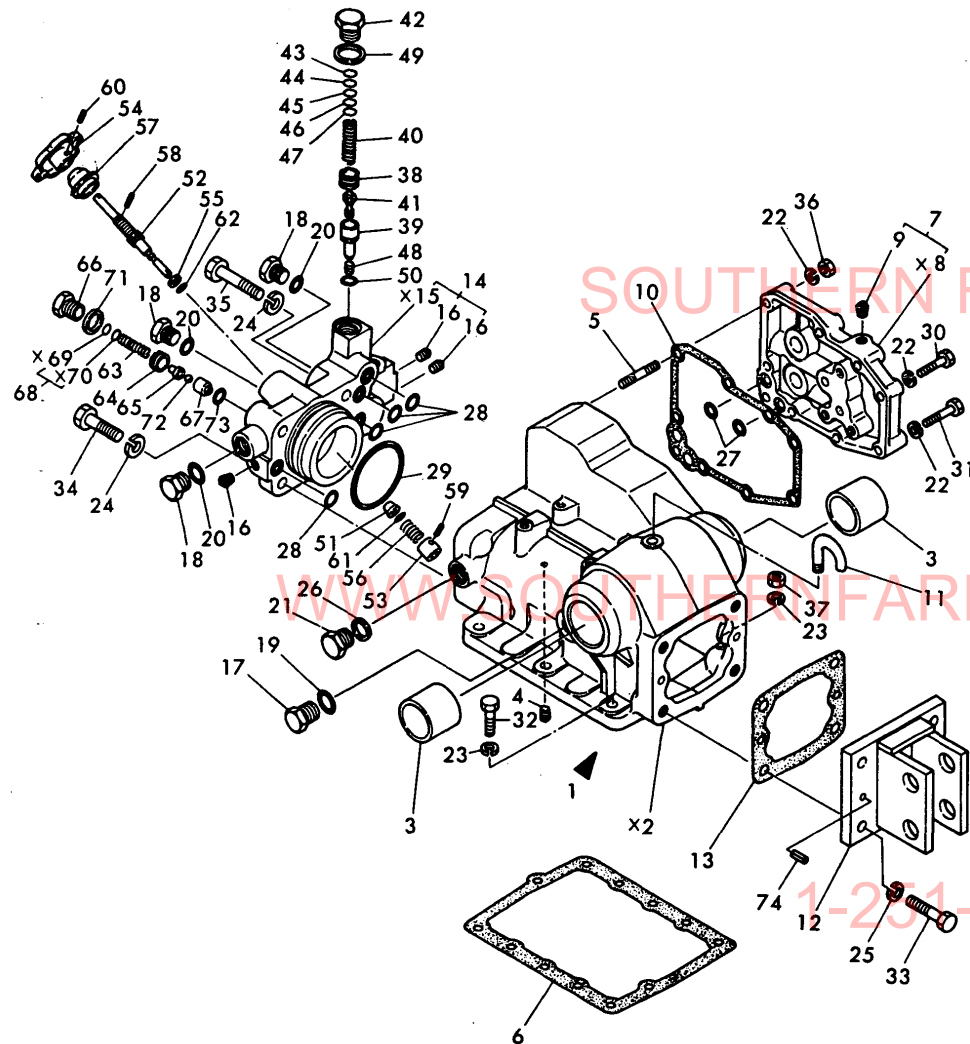
N:Old  $\frac{Yes}{No}$  New, Q:Old  $\frac{No}{Yes}$  New, R:Old  $\frac{Yes}{Yes}$  New, S:Old  $\frac{No}{No}$  New, W:Add, Z:Discontinued, F:Interchangeable by set, K:Q'ty Change  
 ++ CONTINUE ++  
 (C)Copy Rights YANMAR CO.,LTD.

Fig.54. HYDRAULIC CYLINDER

(A)=YM226  
(B)=YM226D  
(C)=

(D)=  
(E)=  
(F)=

Fig. 54 HYDRAULIC CYLINDER



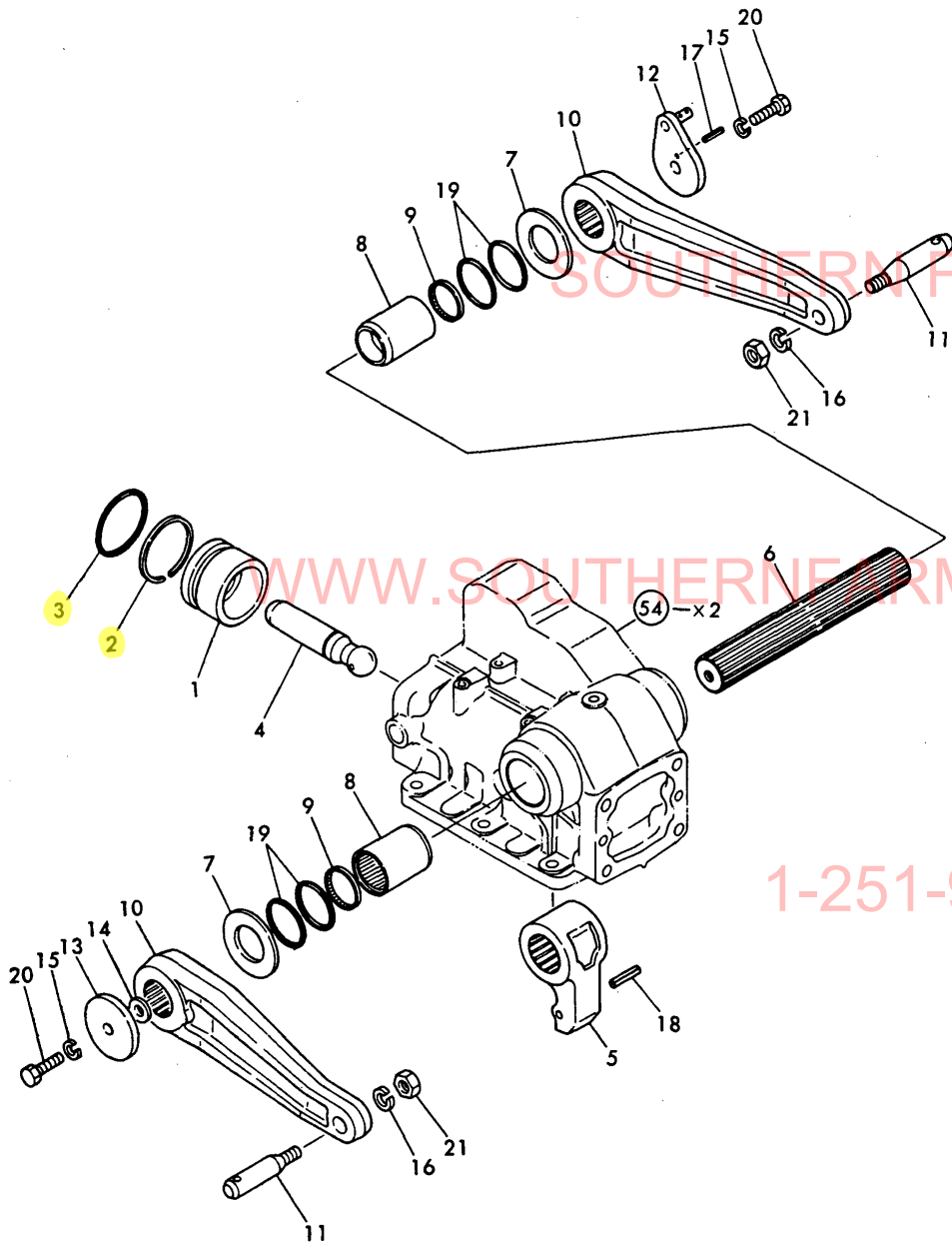
REF.	LEV.	PARTS NO.	DESCRIPTION	Q'TY						I	R	
				(A)	(B)	(C)	(D)	(E)	(F)			
		(A=*) (B=*)										
49	1	23414-200026	GASKET 20	1	1							
50	1	24311-000120	O-RING 1A P 12.0	1	1							
51	1	194170-46300	VALVE, STOP	1	1							
52	1	194170-46620	BOLT, STOP	1	1							
53	1	194170-46630	HOLDER	1	1							
54	1	194151-46640-X	KNOB	1	1							
55	1	194170-46650	RING, BACK-UP	1	1							
55-1	1	194170-46651	RING, BACK UP	1	1							N
		(A=*1981.) (B=*1981.)										
56	1	194170-46660	SPRING	1	1							
57	1	194170-46670	CAP	1	1							
58	1	22351-040016	SPRING PIN 4X16	1	1							
59	1	22351-040016	SPRING PIN 4X16	1	1							
60	1	22351-040022	SPRING PIN 4X22	1	1							
61	1	24311-000060	O-RING 1A P-6.0	1	1							
62	1	24311-000090	O-RING 1A P-9.0	1	1							
63	1	194150-45320	SPRING, RELIEF VALVE	1	1							
64	1	194150-45340	SCREW, VALVE SEAT	1	1							
65	1	194150-45361	HOLDER, RELIEF VALVE	1	1							
66	1	194151-45370	PLUG, RELIEF VALVE	1	1							
67	1	194151-46261	SEAT, RELIEF VALVE	1	1							
68	1	110250-53150	SHIM SET	1	1							
71	1	23414-200026	GASKET 20	1	1							
72	1	24190-080003	BALL 1/4	1	1							
73	1	24311-000120	O-RING 1A P 12.0	1	1							
74	1	22351-100020	SPRING PIN 10X20	2	2							Z
		(A=*) (B=*)										

Fig.55. HYDRAULIC LIFT

(A)=YM226  
(B)=YM226D  
(C)=

(D)=  
(E)=  
(F)=

Fig. 55 HYDRAULIC LIFT



REF.	LEV.	PARTS NO.	DESCRIPTION	Q'TY						I	R
				(A)	(B)	(C)	(D)	(E)	(F)		
1	1	194310-43310	PISTON, HYDRAULIC	1	1						
2	1	194130-43350	RING P65, BACK UP	1	1						
3	1	24311-000650	O-RING 1A P-65.0	1	1						
4	1	194310-43410	ROD, PISTON	1	1						
5	1	194151-44111	CRANK, LIFT	1	1						
6	1	194150-44211	SHAFT, LIFT	1	1						
7	1	194282-44230	WASHER 40X73X3.2	2	2						
8	1	194282-44250	SLEEVE, LIFT SHAFT	2	2						
9	1	194150-44261	SEAL, SPLINE SHAFT	2	2						
10	1	194310-44420-X	ARM, LIFT	2	2						
10-1	1	194361-44420-X	ARM,LIFT	2	2						N
		(A=T/# 20771) (B=T/# 42090)									
11	1	194130-44480	PIN, LIFT ARM	2	2						
12	1	194432-44510	ARM, FEED BACK	1	1						
13	1	194282-44530-X	WASHER 12.5X60X10	1	1						
14	1	22127-140000	WASHER 14	1	1						
14-1	1	22127-160000	WASHER 16	1	1						S
		(A=*) (B=*)									
14-2	1	22137-160000	WASHER 16,POLISHED	1	1						N
		(A=*) (B=*)									
15	1	22217-120000	WASHER 12,SPRING	2	2						
16	1	22217-160000	SPRING WASHER 16	2	2						
17	1	22351-040022	SPRING PIN 4X22	1	1						
18	1	22351-050056	SPRING PIN 5X56	1	1						
19	1	24321-000500	O-RING 1A G-50.0	4	4						
20	1	26116-120322	BOLT M12X 32 PLATED	2	2						
21	1	26736-160002	NUT M16	2	2						

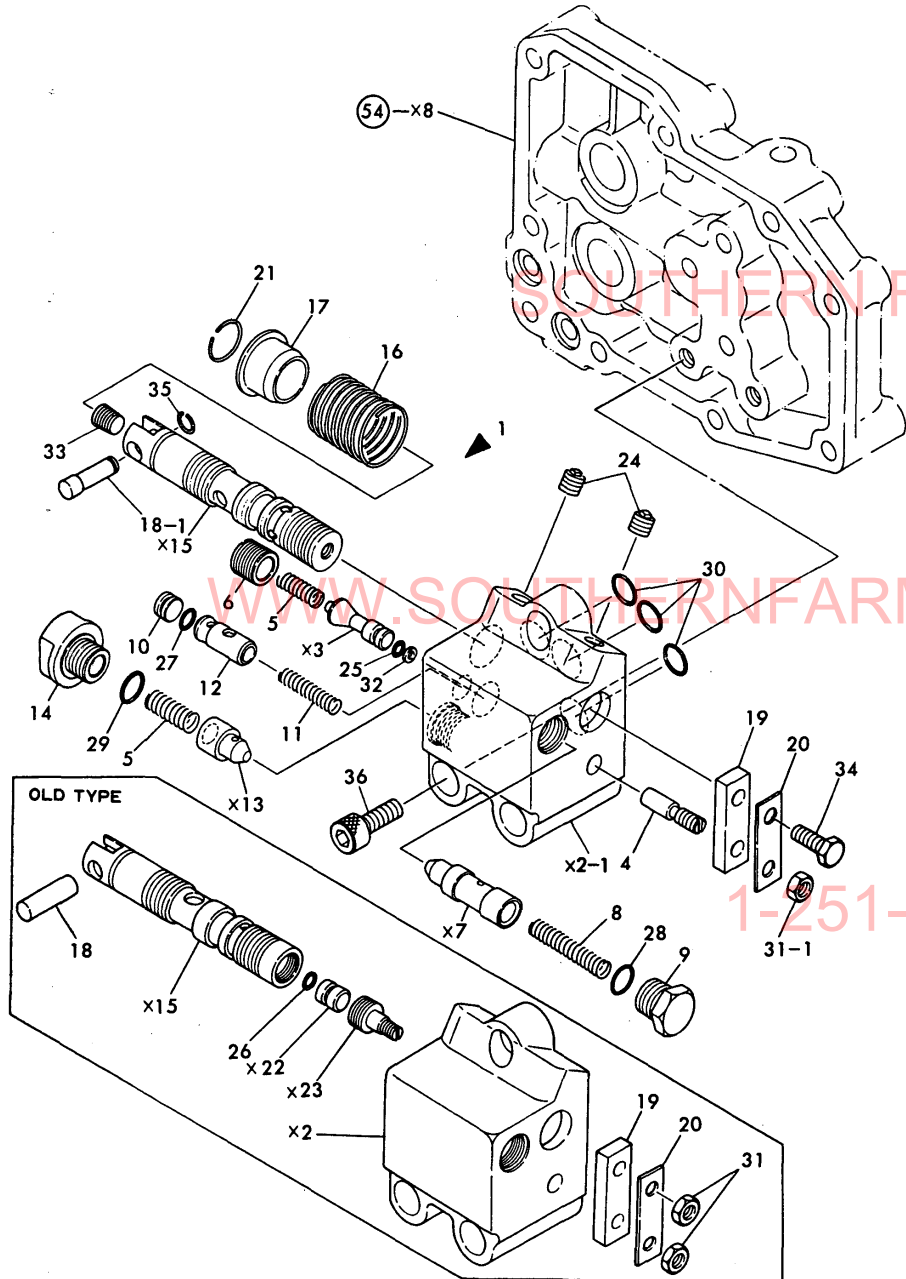
1-251-957-2857

Fig.56. HYDRAULIC CONTROL VALVE

(A)=YM226  
(B)=YM226D  
(C)=

(D)=  
(E)=  
(F)=

Fig. 56 HYDRAULIC CONTROL VALVE



REF.	LEV.	PARTS NO.	DESCRIPTION	(A)	(B)	(C)	(D)	(E)	(F)	Q'TY	I	R
1	1	194170-45100-X	VALVE ASSY, CONTROL	1	1							
1-1	1	194170-45101-X	VALVE ASSY, CONTROL	1	1							N
		(A=T/# 20774) (B=T/# 42152)										
1A	2	194170-45120	BODY ASSY, VALVE	1	1							W
		(A=T/# 20774) (B=T/# 42152)										
3D	3	194170-45500	SPOOL ASSY	1	1							W
		(A=T/# 20774) (B=T/# 42152)										
3G	4	194170-45410	PLUG	1	1							W
		(A=T/# 20774) (B=T/# 42152)										
3G-1	4	194170-45410	PLUG	1	1							Z
		(A=T/# 20793) (B=T/# 42287)										
3H	3	23871-010000	PLUG PT1/8,SCREW	2	2							W
		(A=T/# 20774) (B=T/# 42152)										
4	2	194170-45220	BAR, PUSH	1	1							
5	2	194170-45230	SPRING	2	2							
6	2	194170-45250	HOLDER, M.CHECK	1	1							
6-1	2	198421-45440	HOLDER, M.CHECK	1	1							S
		(A=T/# 20774) (B=T/# 42152)										
8	2	194170-45320	SPRING	1	1							
8-1	2	194170-45321	SPRING	1	1							N
		(A=T/# 20615) (B=T/# 41206)										
9	2	194170-45330	PLUG	1	1							
10	2	194170-45350	SPOOL	1	1							
11	2	194170-45360	SPRING	1	1							
12	2	194170-45370	PLUG	1	1							
14	2	194170-45440	PLUG	1	1							
16	2	194170-45520	SPRING, SPOOL	1	1							
17	2	194170-45530	STOPPER, SPOOL	1	1							
18	2	194170-45540	PIN, SPOOL	1	1							
18-1	2	194170-45541	PIN, SPOOL	1	1							S
		(A=T/# 20258) (B=T/# 40560)										
18-2	2	194170-45541	PIN, SPOOL	1	1							Z
		(A=T/# 20774) (B=T/# 42152)										
19	2	194170-45550	BAR, SPOOL	1	1							
20	2	194170-45560	WASHER 12X40X0.6	1	1							
21	2	194170-45570	CIRCLIP	1	1							Z
		(A=T/# 20793) (B=T/# 42287)										
24	2	23871-010000	PLUG PT1/8,SCREW	2	2							Z
		(A=T/# 20774) (B=T/# 42152)										
25	2	24311-000050	O-RING 1A P-5.0	1	1							
26	2	24311-000050	O-RING 1A P-5.0	1	1							Z
		(A=T/# 20258) (B=T/# 40560)										
27	2	24311-000070	O-RING 1A P-7.0	1	1							
27-1	2	24315-000070	O-RING 1B P-7.0	1	1							N
		(A=*) (B=*)										
28	2	24311-000120	O-RING 1A P 12.0	1	1							
29	2	24311-000120	O-RING 1A P 12.0	1	1							
30	2	24315-000110	O-RING 1B P-11.0	3	3							
31	2	26756-060002	LOCK NUT M 6 PLATED	2	2							
31-1	2	26756-060002	LOCK NUT M 6 PLATED	1	1							K
		(A=T/# 20258) (B=T/# 40560)										

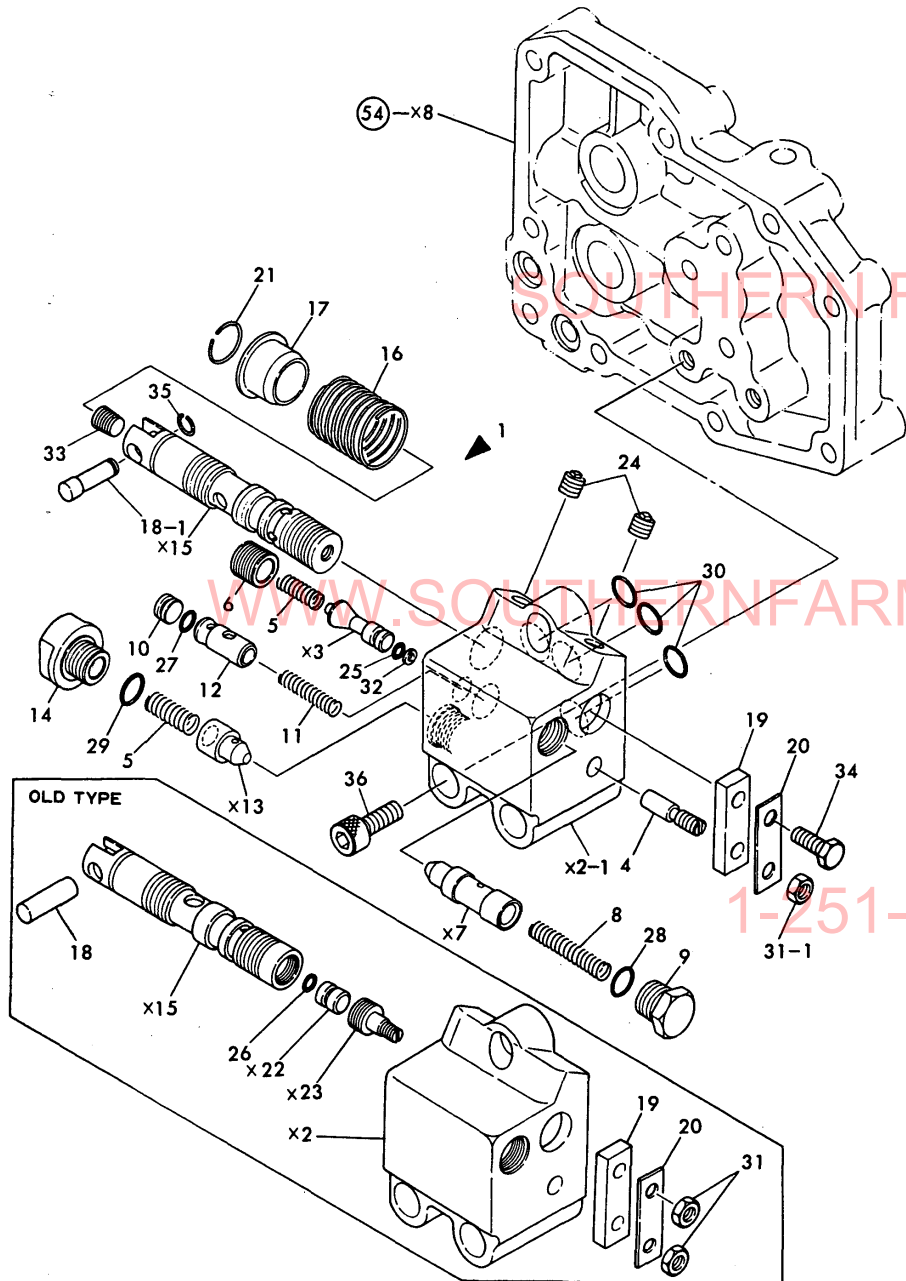
N:Old  $\frac{Yes}{No}$  New, Q:Old  $\frac{No}{Yes}$  New, R:Old  $\frac{Yes}{Yes}$  New, S:Old  $\frac{No}{No}$  New, W:Add, Z:Discontinued, F:Interchangeable by set, K:Q'ty Change  
 ++ CONTINUE ++  
 (C)Copy Rights YANMAR CO.,LTD.

Fig.56. HYDRAULIC CONTROL VALVE

(A)=YM226  
(B)=YM226D  
(C)=

(D)=  
(E)=  
(F)=

Fig. 56 HYDRAULIC CONTROL VALVE



REF.	LEV.	PARTS NO.	DESCRIPTION	Q'TY						I	R
				(A)	(B)	(C)	(D)	(E)	(F)		
32	2	194170-45430 (A=T/# 20258) (B=T/# 40560)	RING, BACK UP	1	1						W
33	2	194170-45410 (A=T/# 20258) (B=T/# 40560)	PLUG	1	1						W
33-1	2	194170-45410 (A=T/# 20774) (B=T/# 42152)	PLUG	1	1						Z
34	2	26116-060142 (A=T/# 20258) (B=T/# 40560)	BOLT M6X14	1	1						W
34-1	2	26116-060162 (A=*1982.12) (B=*1982.12)	BOLT M 6X 16 PLATED	1	1						N
35	2	177088-06160 (A=T/# 20258) (B=T/# 40560)	CIRCLIP	1	1						W
35-1	2	177088-06160 (A=T/# 20793) (B=T/# 42287)	CIRCLIP	1	1						Z
35A	2	24311-000100 (A=T/# 20774) (B=T/# 42152)	O-RING 1A P-10.0	1	1						W
35B	2	24311-000140 (A=T/# 20774) (B=T/# 42152)	O-RING 1A P-14.0	1	1						W
36	1	26450-080202	BOLT M 8X 20	3	3						

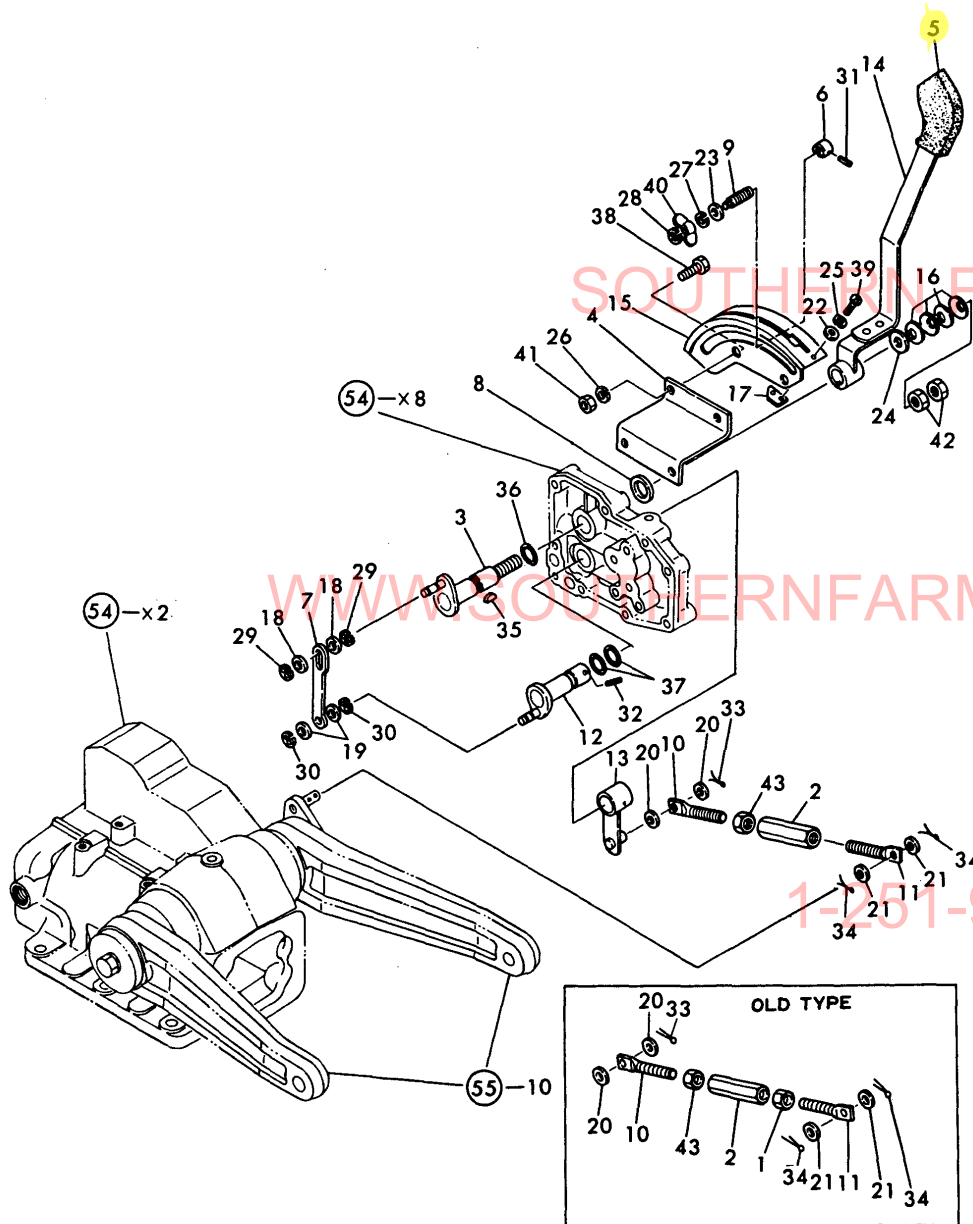


Fig.57. OIL PRESSURE CONTROL

(A)=YM226  
(B)=YM226D  
(C)=

(D)=  
(E)=  
(F)=

Fig. 57 OIL PRESSURE CONTROL



REF.	LEV.	PARTS NO.	DESCRIPTION	Q'TY						I	R
				(A)	(B)	(C)	(D)	(E)	(F)		
1	1	194150-22480	NUT M10	1	1						Z
		(A=T/# 20267) (B=T/# 40585)									
2	1	194130-37730	TURNBUCKLE M10X70	1	1						
3	1	194432-47120	SHAFT, CONTROL LEVER	1	1						
3-1	1	194432-47121	SHAFT, CONTROL LEVER	1	1						N
		(A=T/# 20258) (B=T/# 40560)									
4	1	194170-47310-X	BRACKET, LEVER GUIDE	1	1						
5	1	194420-47370	KNOB, CONTROL LEVER	1	1						
6	1	194432-47390	STOPPER	1	1						
7	1	194170-47420	BAR, CONTROL	1	1						
8	1	194170-47440	PLATE, FRICTION	1	1						
9	1	194464-47440	BOLT, STOPPER	1	1						
10	1	194180-47490-X	ROD (A)	1	1						
11	1	194180-47500-X	ROD, FEED BACK	1	1						
12	1	194432-47530-X	SHAFT, FEED BACK	1	1						
13	1	194432-47540-X	LEVER, FEED BACK	1	1						
14	1	194432-47610-X	LEVER, CONTROL	1	1						
15	1	194432-47710-X	GUIDE, CONTROL LEVER	1	1						
16	1	194151-47760	WASHER 12	4	4						
17	1	194310-47870	STOPPER	1	1						
18	1	22117-080000	WASHER 8	2	2						
19	1	22117-080000	WASHER 8	2	2						
20	1	22117-100000	WASHER 10	2	2						
21	1	22117-100000	WASHER 10	2	2						
22	1	22137-050000	WASHER 5, POLISHED	2	2						
23	1	22137-080000	WASHER 8, POLISHED	1	1						
24	1	22137-120000	WASHER 12, POLISHED	1	1						
25	1	22217-050000	SPRING WASHER 5	2	2						
26	1	22217-080000	SPRING WASHER 8	2	2						
27	1	22217-080000	SPRING WASHER 8	1	1						
28	1	22272-000040	CIRCLIP E- 4	1	1						
29	1	22272-000060	CIRCLIP E- 6	2	2						
30	1	22272-000060	CIRCLIP E- 6	2	2						
31	1	22351-040014	SPRING PIN 4X14	1	1						
32	1	22351-050028	SPRING PIN 5X28	1	1						
33	1	22417-300200	COTTER PIN 3.0X20	1	1						
34	1	22417-300200	COTTER PIN 3.0X20	2	2						
35	1	22522-030130	WOODRUFF KEY 3X13	1	1						
36	1	24311-000150	O-RING 1A P-15.0	1	1						
37	1	24311-000150	O-RING 1A P-15.0	2	2						
38	1	26116-080182	BOLT M 8X 18 PLATED	2	2						
38-1	1	26116-080162	BOLT M 8X 16 PLATED	2	2						N
		(A=*1982.12) (B=*1982.12)									
39	1	26587-050102	SCREW M 5X 10	2	2						
40	1	26635-080002	WING NUT M 8	1	1						
41	1	26716-080002	NUT M 8	2	2						
42	1	26716-120002	NUT M12	2	2						
43	1	26756-100002	LOCK NUT M10 PLATED	1	1						

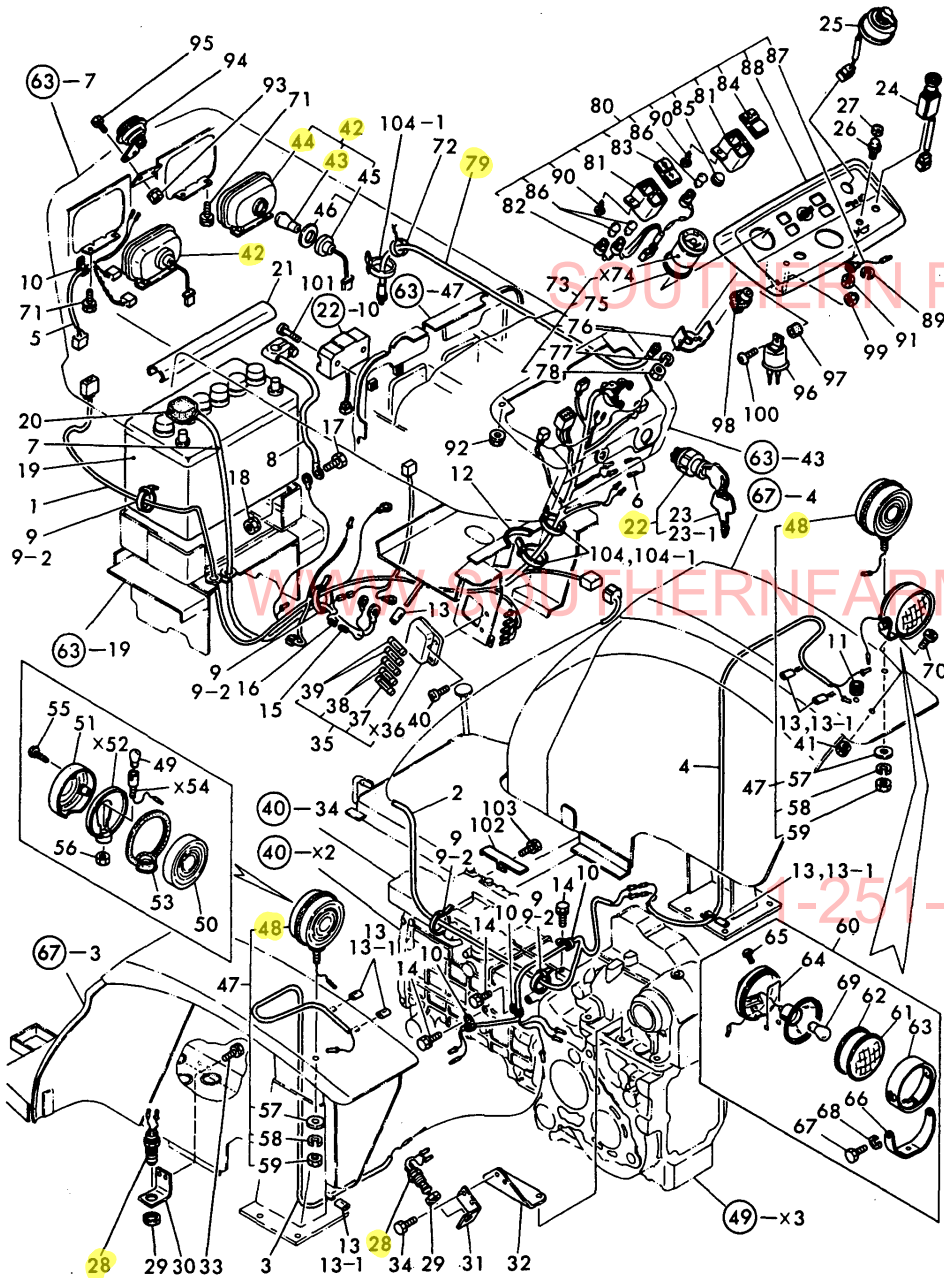


Fig.58. ELECTRIC PARTS (U.S.A.)

(A)=YM226  
(B)=YM226D  
(C)=

(D)=  
(E)=  
(F)=

Fig. 58 ELECTRIC PARTS (U.S.A.)



REF.	LEV.	PARTS NO.	DESCRIPTION	Q'TY						I	R
				(A)	(B)	(C)	(D)	(E)	(F)		
1	1	194432-51110	HARNESS (A), WIRE	1	1						
1-1	1	194363-51111	HARNESS (A), WIRE	1	1						N
		(A=T/# 20615) (B=T/# 41206)									
2	1	194432-51120	HARNESS (B), WIRE	1	1						
3	1	194322-51130	HARNESS (C), WIRE	1	1						
4	1	194322-51140	HARNESS (D), WIRE	1	1						
4-1	1	194275-51141	HARNESS (D), WIRE	1	1						N
		(A=T/# 20615) (B=T/# 41206)									
5	1	194440-51150	HARNESS (E), WIRE	1	1						
6	1	194446-51160	WIRE, LEAD	1	1						
7	1	194080-51411	CABLE, BATTERY	1	1						
8	1	194240-83420	CABLE	1	1						
9	1	194150-51620	CLAMP, WIRE HARNESS	6	6						
9-1	1	121750-59890	RETAINER	4	4						N
		(A=*1981.) (B=*1981.)									
9-2	1	121750-59890	RETAINER	5	5						K
		(A=T/# 20771) (B=T/# 42090)									
10	1	194440-51630	CLAMP, WIRE HARNESS	4	4						
11	1	194080-58810	GROMMET 8	1	1						
12	1	194420-58820	GROMMET 83	1	1						
13	1	23061-070035	PIPE 7X 35	7	7						
13-1	1	23061-070035	PIPE 7X 35	6	6						K
		(A=*1982.08) (B=*1982.08)									
14	1	26013-060102	BOLT M 6X 10	3	3						
14-1	1	26013-060122	BOLT M 6X 12	3	3						N
		(A=*) (B=*)									
14-2	1	26014-060122	BOLT M 6X 12	3	3						N
		(A=*1982.12) (B=*1982.12)									
14-3	1	26106-060122	BOLT M 6X 12 PLATED	3	3						N
		(A=T/# 20793) (B=T/# 42307)									
15	1	194312-51210	WIRE, MAIN LEAD	1	1						
16	1	194312-51220	LINK, FUSIBLE	1	1						
16-1	1	194550-51220	LINK, FUSIBLE 0.85RED	1	1						N
		(A=T/# 20682) (B=T/# 41433)									
17	1	26013-080142	BOLT M 8X 14	1	1						
17-1	1	26011-080162	BOLT M 8X 16	1	1						N
		(A=*1982.12) (B=*1982.12)									
17-2	1	26106-080162	BOLT M 8X 16 PLATED	1	1						N
		(A=T/# 20793) (B=T/# 42307)									
18	1	194990-22050	NUT W/WASHER 8	1	1						
19	1	194432-51310	BATTERY (DRN50Z), DRY	1	1						
20	1	194080-51430	INSULATOR	1	1						Z
		(A=EXXXX) (B=EXXXX)									
21	1	194432-51550-X	COVER, BATTERY	1	1						
22	1	194322-52110	SWITCH, STARTING	1	1						
23	2	194155-52190	KEY	1	1						
23-1	2	194155-52190	KEY	2	2						K
		(A=T/# 20768) (B=T/# 41981)									
24	1	194440-52120	SWITCH, LIGHTING	1	1						
24-1	1	194420-52120	SWITCH, LIGHTING	1	1						N
		(A=T/# 20687) (B=T/# 41567)									

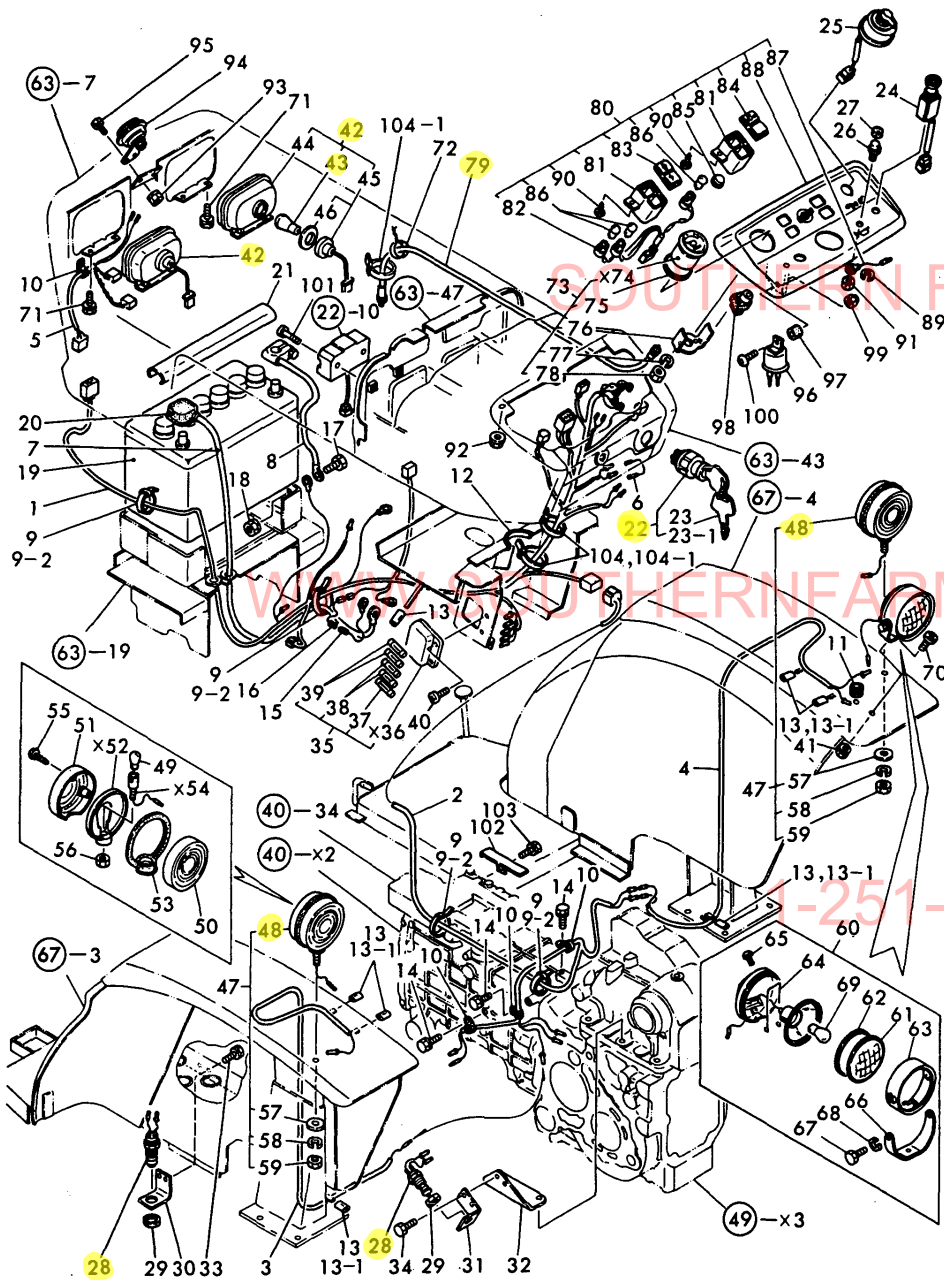
N:Old  $\frac{Yes}{No}$  New, Q:Old  $\frac{No}{Yes}$  New, R:Old  $\frac{Yes}{Yes}$  New, S:Old  $\frac{No}{No}$  New, W:Add, Z:Discontinued, F:Interchangeable by set, K:Q'ty Change  
 ++ CONTINUE ++  
 (C)Copy Rights YANMAR CO.,LTD.

Fig.58. ELECTRIC PARTS (U.S.A.)

(A)=YM226  
(B)=YM226D  
(C)=

(D)=  
(E)=  
(F)=

Fig. 58 ELECTRIC PARTS (U.S.A.)



REF.	LEV.	PARTS NO.	DESCRIPTION	(A)	(B)	(C)	(D)	(E)	(F)	QTY	I	R
25	1	194170-52130	SWITCH, TURN SIGNAL	1	1							
26	1	194150-52160	SWITCH, HORN	1	1							
27	1	194150-52170	CAP, HORN SWITCH	1	1							
28	1	194440-52190	SWITCH, SAFETY START	2	2							
28-1	1	194440-52191	SWITCH, SAFETY START	2	2							N
		(A=T/# 20700) (B=T/# 41742)										
29	1	194240-52210	NUT M22	2	2							
30	1	194432-52220-X	STAY, SAFETY SWITCH	1	1							
31	1	194446-52230-X	STAY, SAFETY SWITCH	1	1							
32	1	194432-52240-X	BRACKET	1	1							
32-1	1	194432-52241	BRACKET, SWITCH STAY	1	1							N
		(A=T/# 20771) (B=T/# 42090)										
33	1	26013-060122	BOLT M 6X 12	2	2							
33-1	1	194155-05210	BOLT W/WASHER M6X16	2	2							N
		(A=*1982.12) (B=*1982.12)										
34	1	26116-060162	BOLT M 6X 16 PLATED	2	2							
34-1	1	26106-060162	BOLT M 6X 16 PLATED	2	2							N
		(A=T/# 20793) (B=T/# 42307)										
35	1	194440-52400	BOX ASSY, FUSE	1	1							
36A	2	194440-52420	COVER, FUSE BOX	1	1							W
		(A=FROM 1ST) (B=FROM 1ST)										
37	2	194145-52820	FUSE 5A	1	1							
37-1	2	29411-050000	FUSE ( 5A),CARTRIDGE	1	1							N
		(A=T/# 20767) (B=T/# 42029)										
38	2	194145-52830	FUSE 10A	2	2							
38-1	2	29411-100000	FUSE (10A),CARTRIDGE	2	2							N
		(A=T/# 20767) (B=T/# 42029)										
39	2	194145-52840	FUSE 15A	2	2							
39-1	2	29411-150000	FUSE (15A),CARTRIDGE	2	2							N
		(A=T/# 20767) (B=T/# 42029)										
40	1	26587-060202	SCREW M 6X 20	2	2							
41	1	194990-22050	NUT W/WASHER 8	1	1							
42	1	194201-53050	LIGHT ASSY, HEAD	2	2							
42-1	1	194201-53051	LIGHT ASSY, HEAD	2	2							N
		(A=*1981.) (B=*1981.)										
43	2	194262-53080	BULB 12V-25W	2	2							
44	2	194262-53090	BEAM UNIT	2	2							
45	2	194262-53100	SOCKET	2	2							
45-1	2	194201-53100	SOCKET	2	2							S
		(A=*1981.) (B=*1981.)										
46	3	194201-53110	GASKET	2	2							W
		(A=*) (B=*)										
47	1	794275-53401	LAMP ASSY, WORKING	2	2							
48	2	194275-53401	LAMP ASSY, WORKING	2	2							
49	3	194275-53410	BULB	2	2							
50	3	194275-53421	LENS	2	2							
51	3	194275-53431	LENS	2	2							
53	3	194275-53451	GASKET	2	2							
55	3	194275-53481	SCREW	6	6							
56	3	26756-100002	LOCK NUT M10 PLATED	2	2							
57	2	22137-100000	WASHER 10,POLISHED	2	2							

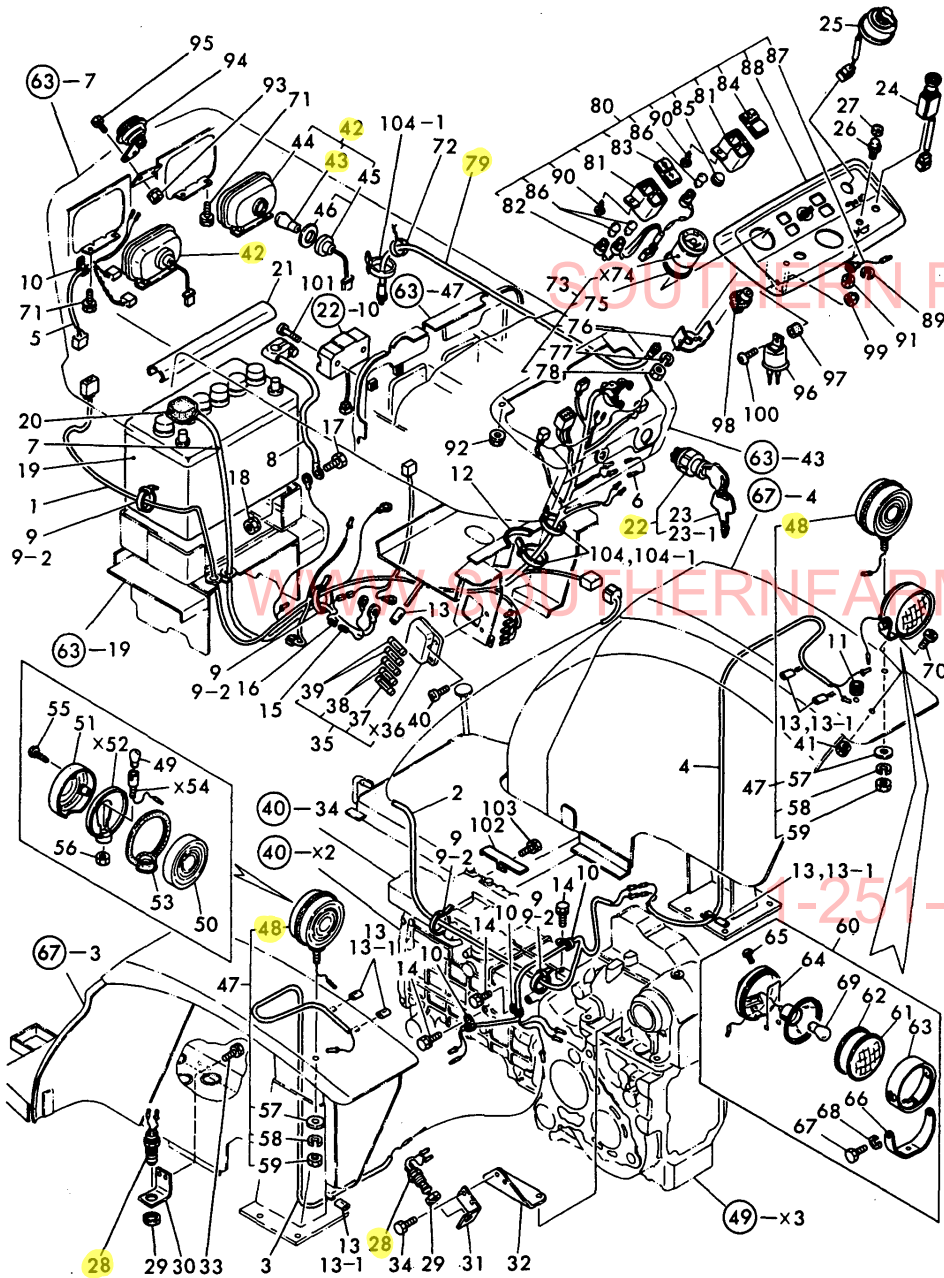
N:Old  $\frac{Yes}{No}$  New, Q:Old  $\frac{No}{Yes}$  New, R:Old  $\frac{Yes}{No}$  New, S:Old  $\frac{No}{Yes}$  New, W:Add, Z:Discontinued, F:Interchangeable by set, K:Q'ty Change  
 ++ CONTINUE ++  
 (C)Copy Rights YANMAR CO.,LTD.

Fig.58. ELECTRIC PARTS (U.S.A.)

(A)=YM226  
(B)=YM226D  
(C)=

(D)=  
(E)=  
(F)=

Fig. 58 ELECTRIC PARTS (U.S.A.)



REF.	LEV.	PARTS NO.	DESCRIPTION	Q'TY						I	R
				(A)	(B)	(C)	(D)	(E)	(F)		
57-1	2	22137-100000	WASHER 10,POLISHED	2							Z
		(A=T# 20793)									
58	2	22217-100000	SPRING WASHER 10	2	2						
59	2	26716-100002	NUT M10	2	2						
60	1	794081-54101	LAMP ASSY, WORKING	1	1						
61	2	194081-54110	LENS	1	1						
62	2	194081-54120	GASKET	1	1						
63	2	194081-54131	RIM	1	1						
64	2	194081-54151	SPRING	1	1						
65	2	194081-54210	SCREW	1	1						
66	2	194081-54221	STAY	1	1						
67	2	194081-54230	BOLT M6X 12	2	2						
68	2	194081-54240	SPRING WASHER 6	2	2						
69	2	194081-55820	BULB 12V-20W	1	1						
69A	2	194081-54140	REFLECTOR	1	1						W
		(A=FROM 1ST) (B=FROM 1ST)									
69B	2	194081-54160	SOCKET	1	1						W
		(A=FROM 1ST) (B=FROM 1ST)									
69C	2	194081-54171	SWITCH	1	1						W
		(A=FROM 1ST) (B=FROM 1ST)									
69D	2	194081-54181	BODY	1	1						W
		(A=FROM 1ST) (B=FROM 1ST)									
69E	2	194081-54190	GROMMET	1	1						W
		(A=FROM 1ST) (B=FROM 1ST)									
70	1	26587-080162	SCREW M 8X 16	1	1						
71	1	26013-060122	BOLT M 6X 12	4	4						
71-1	1	26014-060122	BOLT M 6X 12	4	4						N
		(A=T# 20585) (B=T/# 41024)									
71-2	1	26106-060122	BOLT M 6X 12 PLATED	4	4						N
		(A=T# 20793) (B=T/# 42307)									
72	1	194150-51620	CLAMP, WIRE HARNESS	1	1						
72-1	1	121750-59890	RETAINER	1	1						N
		(A=*1981.) (B=*1981.)									
73	1	194432-56100	HOUR-METER ASSY	1	1						
75	2	194432-56150	SHEET	1	1						
76	2	194432-56170	FITTING	1	1						
77	2	22217-040000	SPRING WASHER 4	2	2						
78	2	26716-040002	NUT M 4	2	2						
79	1	194190-56900	CABLE, HOUR-METER	1	1						
79-1	1	121400-91140	SHAFT, FLEXIBLE	1	1						N
		(A=*1981.) (B=*1981.)									
80	1	194432-61600	DASHBOARD ASSY	1	1						
81	2	194170-55120	BOX, PILOT	2	2						
82	2	194170-55130	CORD	1	1						
83	2	194170-55150	LENS (A)	1	1						
84	2	194170-55160	LENS (B)	1	1						
85	2	194170-55170	COVER	1	1						
86	2	194155-55820	BULB 12V-1.7W	3	3						
87	2	194432-56130	CORD	1	1						
88	2	194432-61610	PANEL, DASHBOARD	1	1						
89	2	22217-080000	SPRING WASHER 8	2	2						

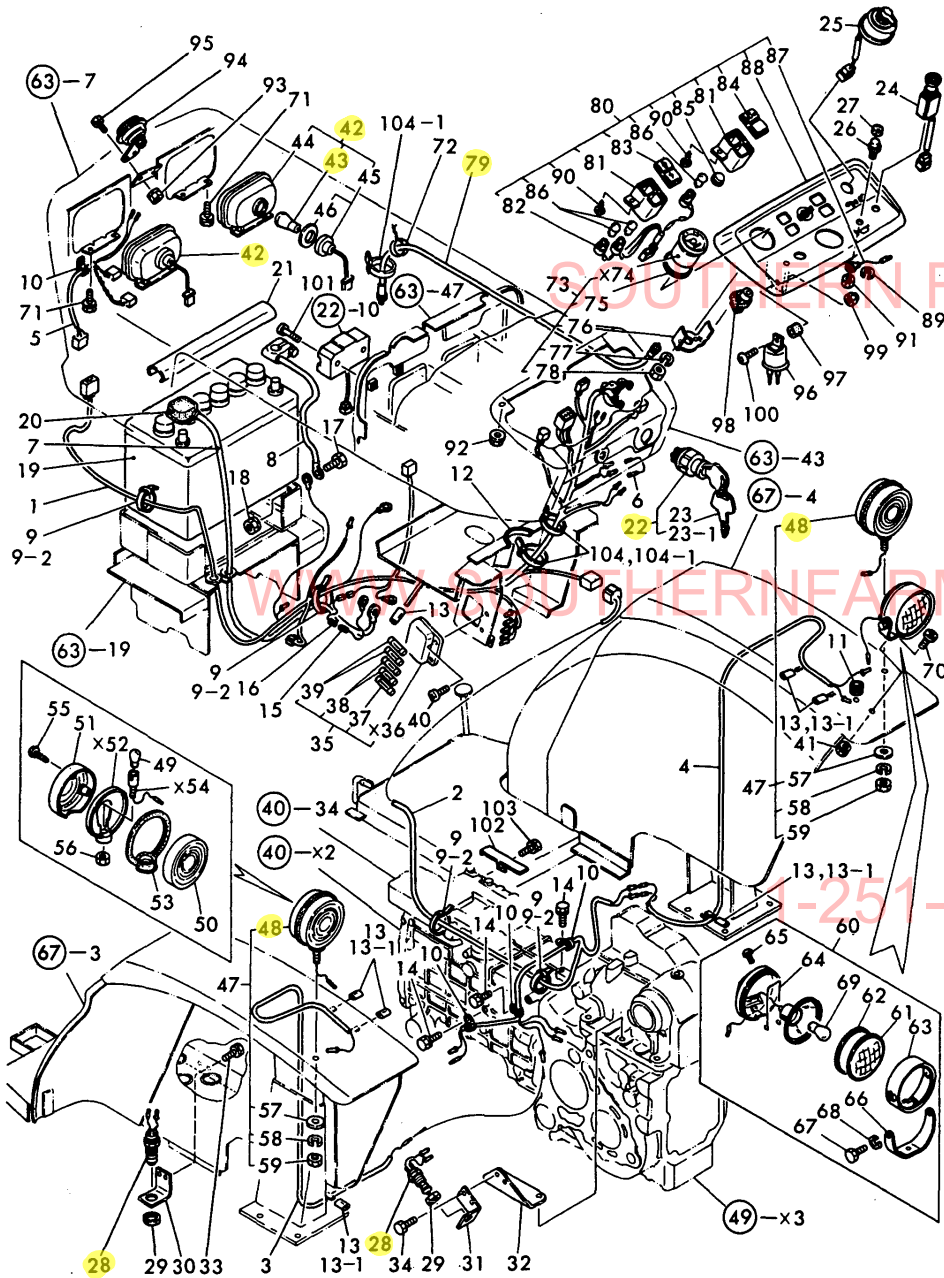
N:Old  $\frac{Yes}{No}$  New, Q:Old  $\frac{No}{Yes}$  New, R:Old  $\frac{Yes}{Yes}$  New, S:Old  $\frac{No}{No}$  New, W:Add, Z:Discontinued, F:Interchangeable by set, K:Q'ty Change  
 ++ CONTINUE ++  
 (C)Copy Rights YANMAR CO.,LTD.

Fig.58. ELECTRIC PARTS (U.S.A.)

(A)=YM226  
(B)=YM226D  
(C)=

(D)=  
(E)=  
(F)=

Fig. 58 ELECTRIC PARTS (U.S.A.)



REF.	LEV.	PARTS NO.	DESCRIPTION	QTY						I	R
				(A)	(B)	(C)	(D)	(E)	(F)		
90	2	22857-400120	SCREW 4X12	4	4						
91	2	26716-080002	NUT M 8	1	1						
92	1	194990-22120	NUT W/WASHER 5	6	6						
93	1	194990-22040	NUT W/WASHER 6	2	2						
94	1	194151-57100	HORN	1	1						
95	1	26116-060122	BOLT M 6X 12	2	2						
95-1	1	26106-060122	BOLT M 6X 12 PLATED	2	2						N
(A=T/# 20793) (B=T/# 42307)											
96	1	194080-57202	RELAY	1	1						
97	1	194151-57210	SPACER	1	1						
98	1	194464-57250	RELAY, LAMP CHECK	1	1						
99	1	26346-050002	U-NUT M 4 PLATED	1	1						
100	1	26557-050162	SCREW M 5X 16	1	1						
101	1	26557-060302	SCREW M 6X 30	2	2						
102	1	194432-27380	STAY	1	1						
103	1	26013-080122	BOLT M 8X 12	1	1						
103-1	1	26106-080122	BOLT M 8X 12 PLATED	1	1						N
(A=T/# 20793) (B=T/# 42307)											
104	1	194250-51660	BAND 250	2	2						W
(A=*) (B=*)											
104-1	1	194250-51660	BAND 250	3	3						K
(A=T/# 20682) (B=T/# 41433)											

WWW.SOUTHERNFARMEQUIPMENTIMPORTS.COM

1-251-957-2857



# Fig.59. ELECTRIC PARTS (FRANCE)

(A)=YM226  
(B)=YM226D  
(C)=

(D)=  
(E)=  
(F)=

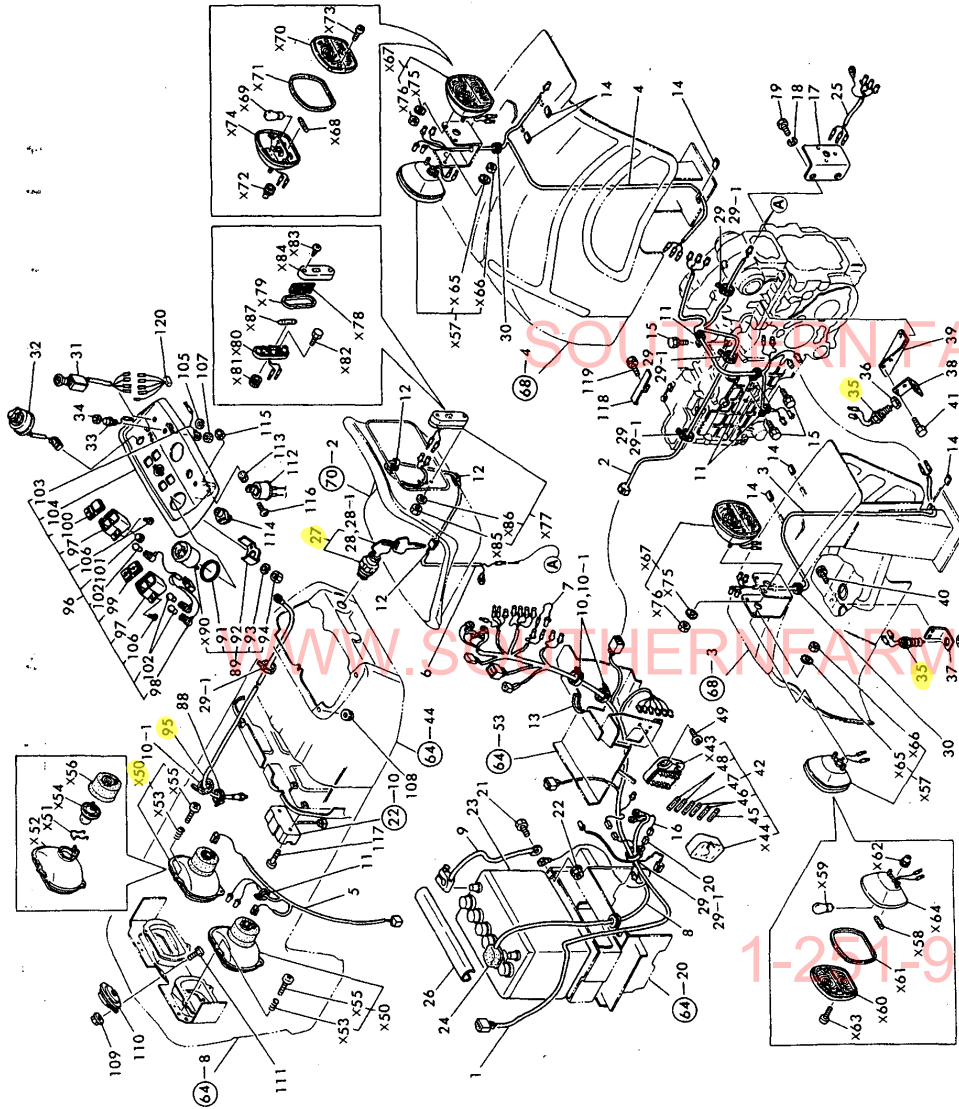


Fig. 59 ELECTRIC PARTS (France)

REF.	LEV.	PARTS NO.	DESCRIPTION	Q'TY						I	R
				(A)	(B)	(C)	(D)	(E)	(F)		
1	1	194436-51110	HARNESS (A), WIRE	1	1						
1-1	1	194363-51111	HARNESS (A), WIRE	1	1						N
		(A=T# 20615) (B=T# 41206)									
2	1	194436-51120	HARNESS (B), WIRE	1	1						
3	1	194324-51131	HARNESS (C), WIRE	1	1						
4	1	194324-51141	HARNESS (D), WIRE	1	1						
5	1	194448-51151	HARNESS (E), WIRE	1	1						
6	1	194436-51160	HARNESS, LAMP	1	1						
7	1	194446-51160	WIRE, LEAD	1	1						
8	1	194080-51411	CABLE, BATTERY	1	1						
9	1	194240-83420	CABLE	1	1						
10	1	194250-51660	BAND 250	2	2						
10-1	1	194250-51660	BAND 250	3	3						K
		(A=T# 20682) (B=T# 41433)									
11	1	194440-51630	CLAMP, WIRE HARNESS	4	4						
12	1	194242-51660	CLAMP, WIRE HARNESS	3	3						
13	1	194420-58820	GROMMET 83	1	1						
14	1	23061-070035	PIPE 7X 35	6	6						
15	1	26013-060122	BOLT M 6X 12	3	3						
15-1	1	26014-060122	BOLT M 6X 12	3	3						N
		(A=*1982.12) (B=*1982.12)									
16	1	194312-51210	WIRE, MAIN LEAD	1	1						
17	1	194436-51700-X	BRACKET, SOCKET	1	1						
18	1	22217-160000	SPRING WASHER 16	2	2						
19	1	26116-160302	BOLT M16X 30 PLATED	2	2						
20	1	194312-51220	LINK, FUSIBLE	1	1						
20-1	1	194550-51220	LINK, FUSIBLE 0.85RED	1	1						N
		(A=T# 20682) (B=T# 41433)									
21	1	26013-080142	BOLT M 8X 14	1	1						
21-1	1	26011-080162	BOLT M 8X 16	1	1						N
		(A=*1982.12) (B=*1982.12)									
21-2	1	26106-080162	BOLT M 8X 16 PLATED	4	4						N
		(A=T# 20793) (B=T# 42307)									
22	1	194990-22050	NUT W/WASHER 8	1	1						
23	1	194432-51310	BATTERY (DRN50Z), DRY	1	1						
24	1	194080-51430	INSULATOR	1	1						Z
		(A=EXXX) (B=EXXX)									
25	1	194240-51820	HARNESS, SOCKET	1	1						
26	1	194432-51550-X	COVER, BATTERY	1	1						
27	1	194322-52110	SWITCH, STARTING	1	1						
28	2	194155-52190	KEY	1	1						
28-1	2	194155-52190	KEY	2	2						K
		(A=T# 20768) (B=T# 41981)									
29	1	121750-59890	RETAINER	4	4						
29-1	1	121750-59890	RETAINER	6	6						K
		(A=T# 20771) (B=T# 42090)									
30	1	194448-58810	GROMMET 8	2	2						
30-1	1	194448-58811	GROMMET 15	2	2						S
		(A=*1982.) (B=*1982.)									
31	1	194240-52120	SWITCH, LIGHTING	1	1						
32	1	194170-52130	SWITCH, TURN SIGNAL	1	1						

N:Old  $\begin{matrix} \text{Yes} \\ \text{No} \end{matrix}$  New, Q:Old  $\begin{matrix} \text{No} \\ \text{Yes} \end{matrix}$  New, R:Old  $\begin{matrix} \text{Yes} \\ \text{No} \end{matrix}$  New, S:Old  $\begin{matrix} \text{No} \\ \text{Yes} \end{matrix}$  New, W:Add, Z:Discontinued, F:Interchangeable by set, K:Q'ty Change  
++ CONTINUE ++  
(C)Copy Rights YANMAR CO.,LTD.

Fig.59. ELECTRIC PARTS (FRANCE)

(A)=YM226  
(B)=YM226D  
(C)=

(D)=  
(E)=  
(F)=

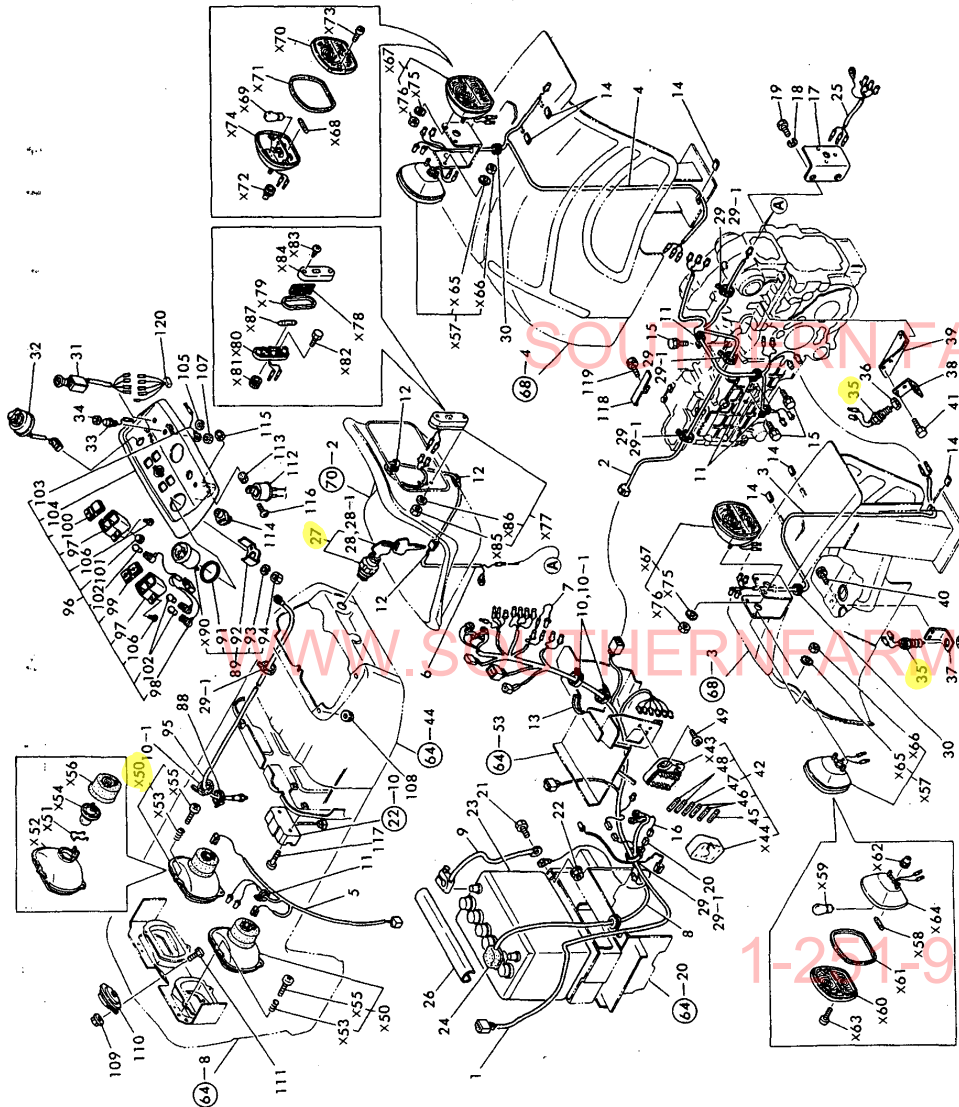


Fig. 59 ELECTRIC PARTS (France)

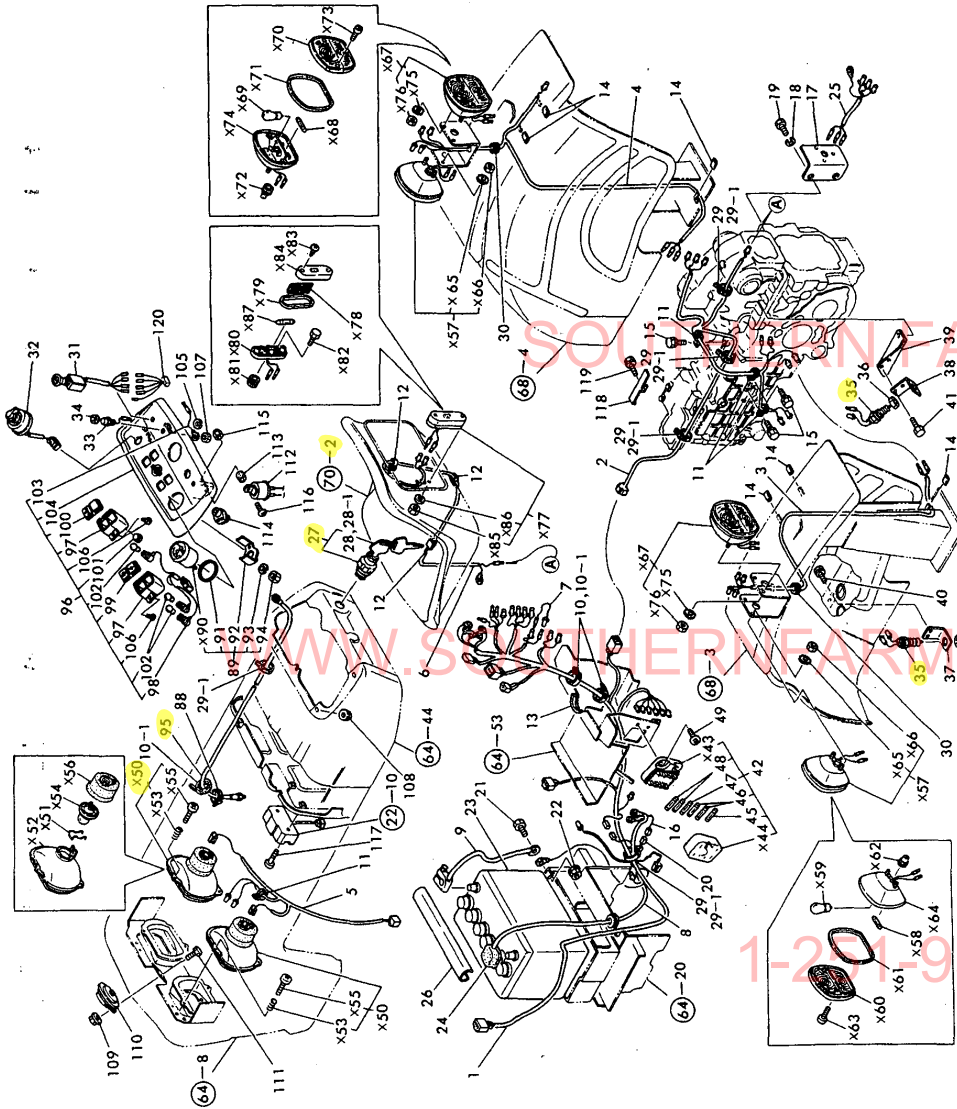
REF.	LEV.	PARTS NO.	DESCRIPTION	Q'TY						I	R
				(A)	(B)	(C)	(D)	(E)	(F)		
33	1	194150-52160	SWITCH, HORN	1	1						
34	1	194150-52170	CAP, HORN SWITCH	1	1						
35	1	194440-52190	SWITCH, SAFETY START	2	2						
35-1	1	194440-52191	SWITCH, SAFETY START	2	2						N
		(A=T/# 20700) (B=T/# 41742)									
36	1	194240-52210	NUT M22	2	2						
37	1	194432-52220-X	STAY, SAFETY SWITCH	1	1						
38	1	194446-52230-X	STAY, SAFETY SWITCH	1	1						
39	1	194432-52240-X	BRACKET	1	1						
39-1	1	194432-52241	BRACKET, SWITCH STAY	1	1						N
		(A=T/# 20771) (B=T/# 42090)									
40	1	26013-060122	BOLT M 6X 12	2	2						
40-1	1	194155-05210	BOLT W/WASHER M6X16	2	2						N
		(A=*1982.12) (B=*1982.12)									
41	1	26116-060162	BOLT M 6X 16 PLATED	2	2						
42	1	194240-52400	BOX ASSY, FUSE	1	1						
45	2	194145-52820	FUSE 5A	1	1						
45-1	2	29411-050000	FUSE ( 5A),CARTRIDGE	1	1						N
		(A=T/# 20767) (B=T/# 42029)									
46	2	194145-52830	FUSE 10A	2	2						
46-1	2	29411-100000	FUSE (10A),CARTRIDGE	1	1						N
		(A=T/# 20767) (B=T/# 42029)									
47	2	194145-52840	FUSE 15A	1	1						
47-1	2	29411-150000	FUSE (15A),CARTRIDGE	1	1						N
		(A=T/# 20767) (B=T/# 42029)									
48	2	194145-52850	FUSE 20A	2	2						
48-1	2	29411-200000	FUSE (20A),CARTRIDGE	2	2						N
		(A=T/# 20767) (B=T/# 42029)									
49	1	26587-060202	SCREW M 6X 20	2	2						
88	1	121750-59890	RETAINER	1	1						
89	1	194432-56100	HOUR-METER ASSY	1	1						
91	2	194432-56150	SHEET	1	1						
92	2	194432-56170	FITTING	1	1						
93	2	22217-040000	SPRING WASHER 4	2	2						
94	2	26716-040002	NUT M 4	2	2						
95	1	121400-91140	SHAFT, FLEXIBLE	1	1						
96	1	194432-61600	DASHBOARD ASSY	1	1						
97	2	194170-55120	BOX, PILOT	2	2						
98	2	194170-55130	CORD	1	1						
99	2	194170-55150	LENS (A)	1	1						
100	2	194170-55160	LENS (B)	1	1						
101	2	194170-55170	COVER	1	1						
102	2	194155-55820	BULB 12V-1.7W	3	3						
103	2	194432-56130	CORD	1	1						
104	2	194432-61610	PANEL, DASHBOARD	1	1						
105	2	22217-080000	SPRING WASHER 8	2	2						
106	2	22857-400120	SCREW 4X12	4	4						
107	2	26716-080002	NUT M 8	1	1						
108	1	194990-22120	NUT W/WASHER 5	6	6						
109	1	194990-22040	NUT W/WASHER 6	2	2						
110	1	194340-57100	HORN ASSY	1	1						

N:Old  $\frac{Yes}{No}$  New, Q:Old  $\frac{No}{Yes}$  New, R:Old  $\frac{Yes}{Yes}$  New, S:Old  $\frac{No}{No}$  New, W:Add, Z:Discontinued, F:Interchangeable by set, K:Q'ty Change  
 ++ CONTINUE ++  
 (C)Copy Rights YANMAR CO.,LTD.

Fig.59. ELECTRIC PARTS (FRANCE)

(A)=YM226  
(B)=YM226D  
(C)=

(D)=  
(E)=  
(F)=



REF.	LEV.	PARTS NO.	DESCRIPTION	QTY						I	R
				(A)	(B)	(C)	(D)	(E)	(F)		
111	1	26116-060122	BOLT M 6X 12	2	2						
112	1	194080-57202	RELAY	1	1						
113	1	194151-57210	SPACER	1	1						
114	1	194464-57250	RELAY, LAMP CHECK	1	1						
115	1	26346-050002	U-NUT M 4 PLATED	1	1						
116	1	26557-050162	SCREW M 5X 16	1	1						
117	1	26557-060302	SCREW M 6X 30	2	2						
118	1	194432-27380	STAY	1	1						
119	1	26013-080122	BOLT M 8X 12	1	1						
119-1	1	26106-080122	BOLT M 8X 12 PLATED	1	1						N
		(A=T# 20793) (B=T/# 42307)									
120	1	194292-51191	WIRE, LEAD	1	1						W
		(A=T# 20615) (B=T/# 41206)									

Fig. 59 ELECTRIC PARTS (France)

WWW.SOUTHHERNFAREQUIPMENTIMPORTS.COM

1-291-957-2857



Fig.60. ELECTRIC PARTS (EUROPE)

(A)=YM226  
(B)=YM226D  
(C)=

(D)=  
(E)=  
(F)=

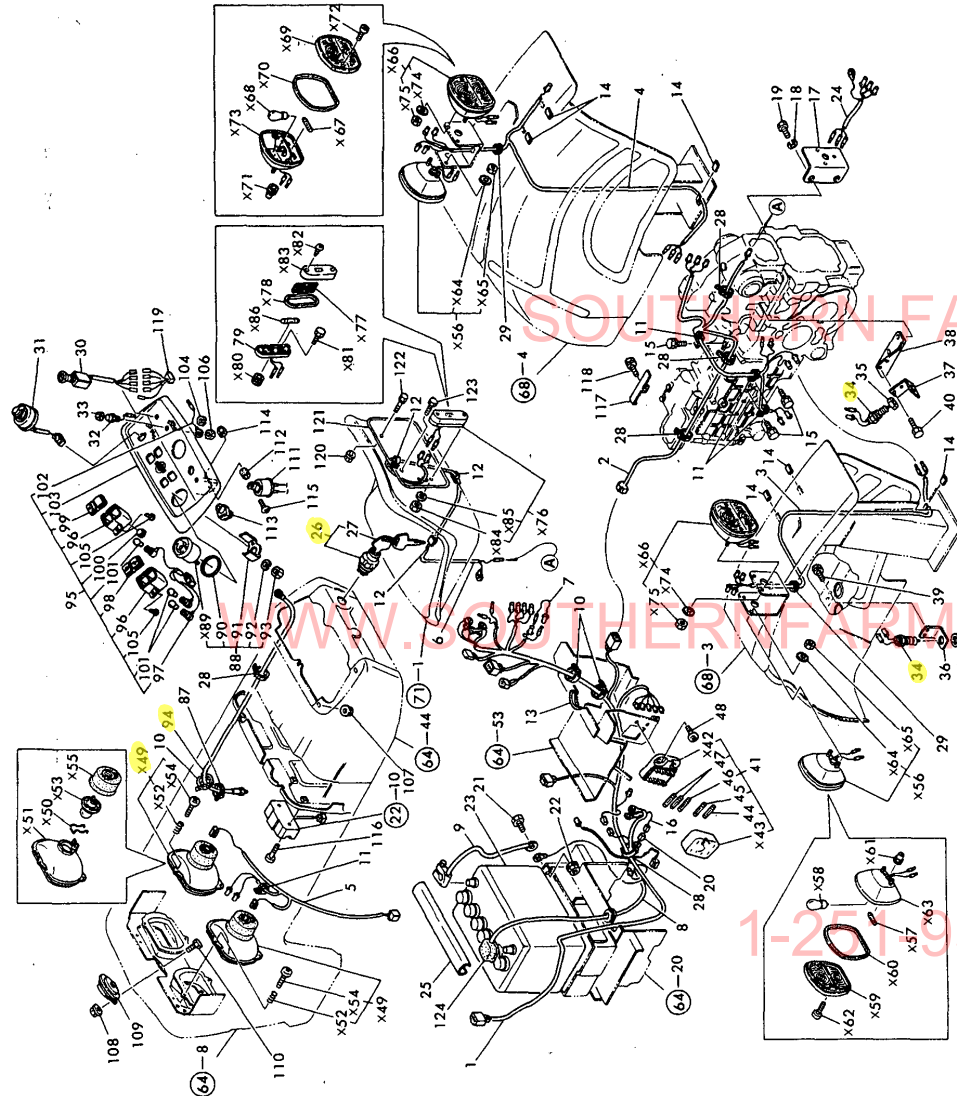


Fig. 60 ELECTRIC PARTS (Europe)

REF.	LEV.	PARTS NO.	DESCRIPTION	QTY						I	R
				(A)	(B)	(C)	(D)	(E)	(F)		
1	1	194363-51111	HARNESS (A), WIRE	1	1						
2	1	194436-51120	HARNESS (B), WIRE	1	1						
3	1	194324-51131	HARNESS (C), WIRE	1	1						
4	1	194324-51141	HARNESS (D), WIRE	1	1						
5	1	194448-51151	HARNESS (E), WIRE	1	1						
6	1	194436-51160	HARNESS, LAMP	1	1						
7	1	194446-51160	WIRE, LEAD	1	1						
8	1	194080-51411	CABLE, BATTERY	1	1						
9	1	194240-83420	CABLE	1	1						
10	1	194250-51660	BAND 250	3	3						
11	1	194440-51630	CLAMP, WIRE HARNESS	4	4						
12	1	194242-51660	CLAMP, WIRE HARNESS	3	3						
13	1	194420-58820	GROMMET 83	1	1						
14	1	23061-070035	PIPE 7X 35	6	6						
15	1	26014-060122	BOLT M 6X 12	3	3						
16	1	194312-51210	WIRE, MAIN LEAD	1	1						
17	1	194436-51700-X	BRACKET, SOCKET	1	1						
18	1	22217-160000	SPRING WASHER 16	2	2						
19	1	26116-160302	BOLT M16X 30 PLATED	2	2						
20	1	194550-51220	LINK,FUSIBLE 0.85RED	1	1						
21	1	26011-080162	BOLT M 8X 16	1	1						
21-1	1	26106-080162	BOLT M 8X 16 PLATED	1	1						N
		(A=T/# 20793) (B=T/# 42307)									
22	1	194990-22050	NUT W/WASHER 8	1	1						
23	1	194432-51310	BATTERY (DRN50Z), DRY	1	1						
24	1	194240-51820	HARNESS, SOCKET	1	1						
25	1	194432-51550	COVER, BATTERY	1	1						
26	1	194322-52110	SWITCH, STARTING	1	1						
27	2	194155-52190	KEY	2	2						
28	1	121750-59890	RETAINER	6	6						
29	1	194448-58811	GROMMET 15	2	2						
30	1	194240-52120	SWITCH, LIGHTING	1	1						
31	1	194170-52130	SWITCH, TURN SIGNAL	1	1						
32	1	194150-52160	SWITCH, HORN	1	1						
33	1	194150-52170	CAP, HORN SWITCH	1	1						
34	1	194440-52191	SWITCH, SAFETY START	2	2						
35	1	194240-52210	NUT M22	2	2						
36	1	194432-52220-X	STAY, SAFETY SWITCH	1	1						
37	1	194446-52230-X	STAY, SAFETY SWITCH	1	1						
38	1	194432-52241	BRACKET, SWITCH STAY	1	1						
39	1	194155-05210	BOLT W/WASHER M6X16	2	2						
40	1	26116-060162	BOLT M 6X 16 PLATED	2	2						
41	1	194240-52400	BOX ASSY, FUSE	1	1						
44	2	29411-050000	FUSE ( 5A),CARTRIDGE	1	1						
45	2	29411-100000	FUSE (10A),CARTRIDGE	1	1						
46	2	29411-150000	FUSE (15A),CARTRIDGE	1	1						
47	2	29411-200000	FUSE (20A),CARTRIDGE	2	2						
48	1	26587-060202	SCREW M 6X 20	2	2						
49	1	194436-53100	LAMP ASSY, HEAD	2	2						
50	2	194436-53120	CLIP	2	2						
51	2	194436-53160	LIGHT UNIT	2	2						

N:Old  $\frac{Yes}{No}$  New, Q:Old  $\frac{No}{Yes}$  New, R:Old  $\frac{Yes}{Yes}$  New, S:Old  $\frac{No}{No}$  New, W:Add, Z:Discontinued, F:Interchangeable by set, K:Q'ty Change

Fig.60. ELECTRIC PARTS (EUROPE)

(A)=YM226  
(B)=YM226D  
(C)=

(D)=  
(E)=  
(F)=

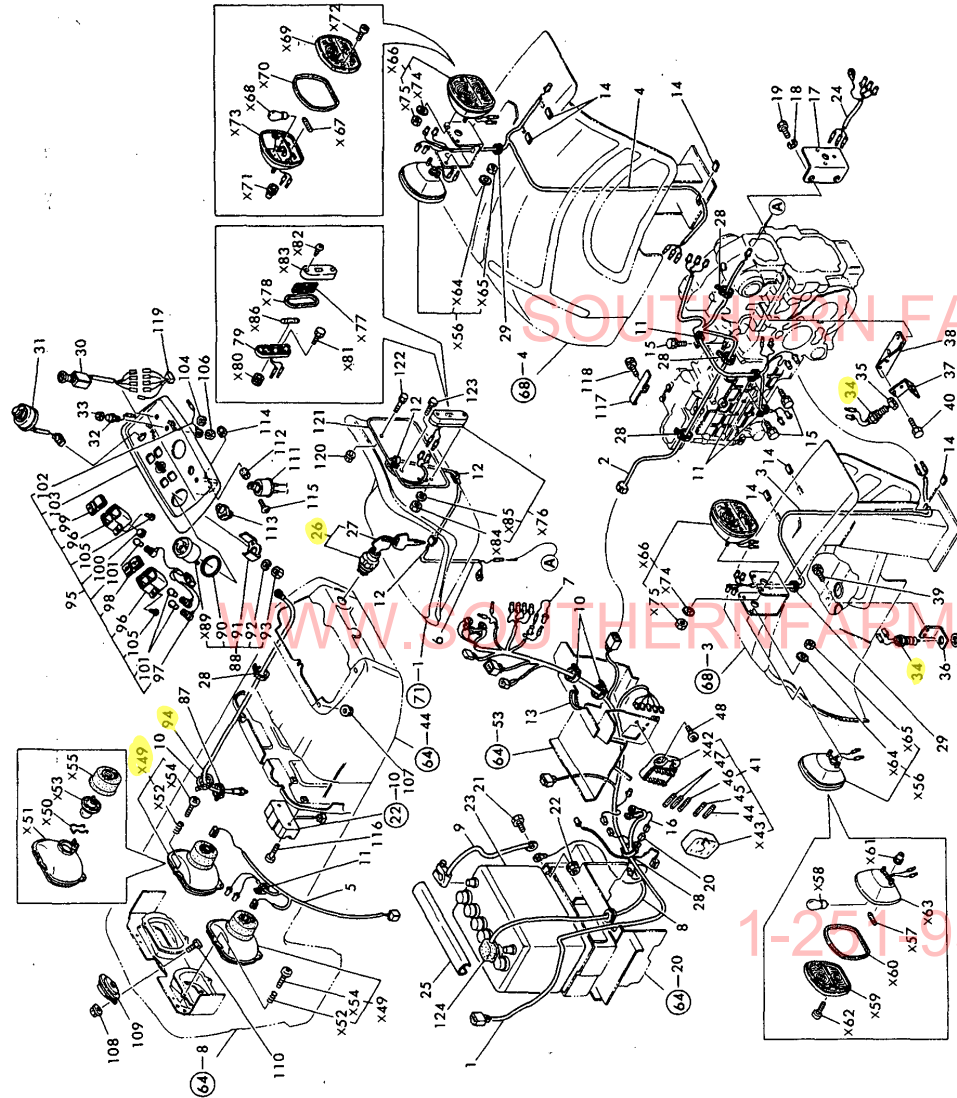


Fig. 60 ELECTRIC PARTS (Europe)

REF.	LEV.	PARTS NO.	DESCRIPTION	Q'TY						I	R
				(A)	(B)	(C)	(D)	(E)	(F)		
52	2	194436-53130	SPRING	6	6						
53	2	194436-53110	BULB 12V-45/40	2	2						
54	2	194436-53140	SCREW	6	6						
55	2	194436-53150	BOOT, RUBBER	2	2						
56	1	194436-53600	LAMP, CLEARANCE	2	2						
57	2	194436-53650	BULB 12V-4W	2	2						
58	2	194436-53640	BULB 12V-21W	2	2						
59	2	194436-53630	LENS	2	2						
60	2	194436-53610	GASKET	2	2						
61	2	194436-53620	GROMMET	2	2						
62	2	26557-040202	SCREW M 4X 20	4	4						
63	2	194436-53660	BODY	2	2						
64	2	194436-53670	WASHER 5	4	4						
65	2	26716-050002	NUT M 5	4	4						
66	1	194436-53700	LAMP, CLEARANCE	2	2						
67	2	194436-53650	BULB 12V-4W	2	2						
68	2	194436-53640	BULB 12V-21W	2	2						
69	2	194436-53710	LENS	2	2						
70	2	194436-53610	GASKET	2	2						
71	2	194436-53620	GROMMET	2	2						
72	2	26557-040202	SCREW M 4X 20	4	4						
73	2	194436-53660	BODY	2	2						
74	2	194436-53670	WASHER 5	4	4						
75	2	26716-050002	NUT M 5	4	4						
76	1	194436-53800	LAMP, LICENSE	1	1						
77	2	194436-53850	LENS	1	1						
78	2	194436-53840	GASKET	1	1						
79	2	194436-53810	BODY	1	1						
80	2	194436-53860	GROMMET	1	1						
81	2	26116-050162	BOLT M 5X 16 PLATED	2	2						
82	2	194436-53820	SCREW	1	1						
83	2	194436-53830	COVER	1	1						
84	2	26716-050002	NUT M 5	2	2						
85	2	22217-050000	SPRING WASHER 5	2	2						
86	2	194436-53650	BULB 12V-4W	1	1						
87	1	121750-59890	RETAINER	1	1						
88	1	194432-56100	HOUR-METER ASSY	1	1						
90	2	194432-56150	SHEET	1	1						
91	2	194432-56170	FITTING	1	1						
92	2	22217-040000	SPRING WASHER 4	2	2						
93	2	26716-040002	NUT M 4	2	2						
94	1	121400-91140	SHAFT, FLEXIBLE	1	1						
95	1	194432-61600	DASHBOARD ASSY	1	1						
96	2	194170-55120	BOX, PILOT	2	2						
97	2	194170-55130	CORD	1	1						
98	2	194170-55150	LENS (A)	1	1						
99	2	194170-55160	LENS (B)	1	1						
100	2	194170-55170	COVER	1	1						
101	2	194155-55820	BULB 12V-1.7W	3	3						
102	2	194432-56130	CORD	1	1						
103	2	194432-61610	PANEL, DASHBOARD	1	1						

N:Old  $\frac{Yes}{No}$  New, Q:Old  $\frac{No}{Yes}$  New, R:Old  $\frac{Yes}{Yes}$  New, S:Old  $\frac{No}{No}$  New, W:Add, Z:Discontinued, F:Interchangeable by set, K:Q'ty Change  
++ CONTINUE ++  
(C)Copy Rights YANMAR CO.,LTD.

Fig.60. ELECTRIC PARTS (EUROPE)

(A)=YM226  
(B)=YM226D  
(C)=

(D)=  
(E)=  
(F)=

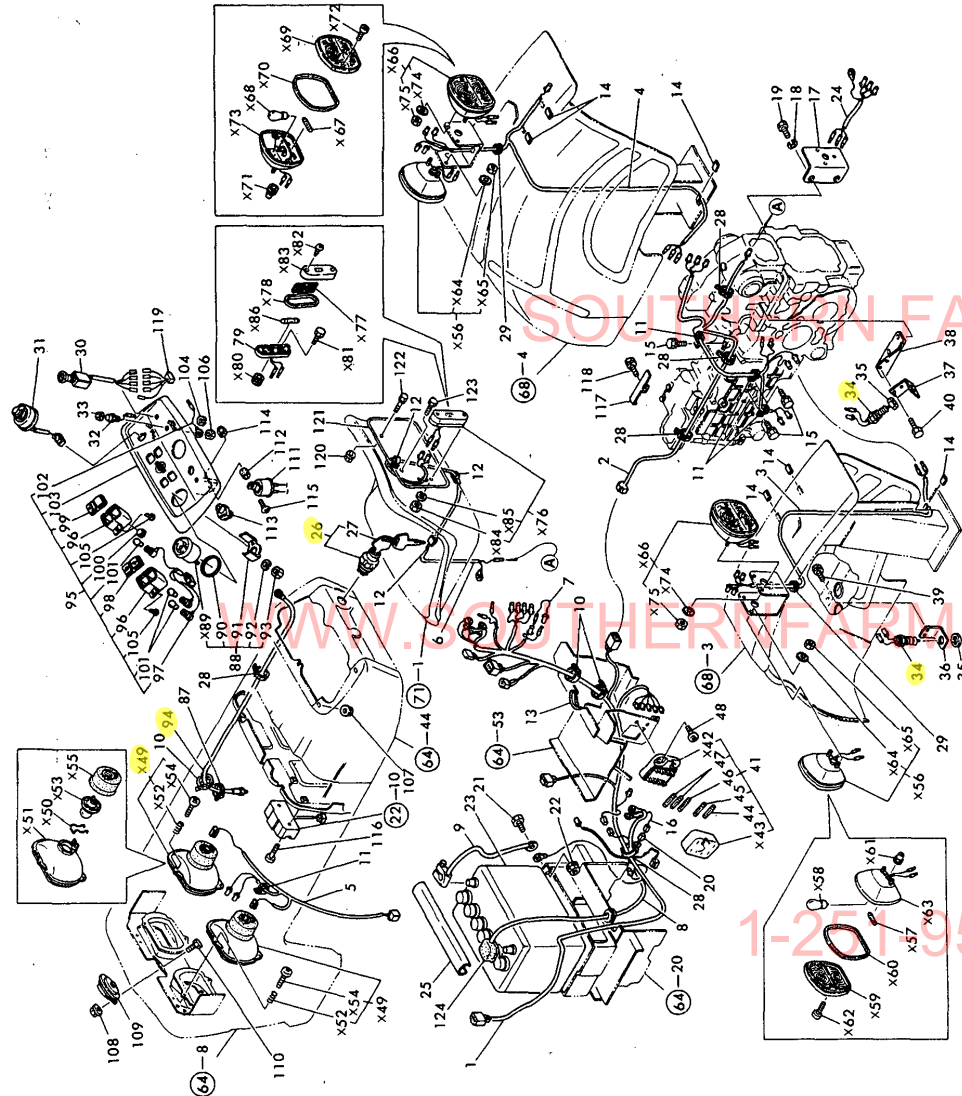


Fig. 60 ELECTRIC PARTS (Europe)

REF.	LEV.	PARTS NO.	DESCRIPTION	QTY						I	R
				(A)	(B)	(C)	(D)	(E)	(F)		
104	2	22217-080000	SPRING WASHER 8	2	2						
105	2	22857-400120	SCREW 4X12	4	4						
106	2	26716-080002	NUT M 8	1	1						
107	1	194990-22120	NUT W/WASHER 5	6	6						
108	1	194990-22040	NUT W/WASHER 6	2	2						
109	1	194340-57100	HORN ASSY	1	1						
110	1	26116-060122	BOLT M 6X 12	2	2						
111	1	194080-57202	RELAY	1	1						
112	1	194151-57210	SPACER	1	1						
113	1	194464-57250	RELAY, LAMP CHECK	1	1						
114	1	26346-050002	U-NUT M 4 PLATED	1	1						
115	1	26557-050162	SCREW M 5X 16	1	1						
116	1	26557-060302	SCREW M 6X 30	2	2						
117	1	194432-27380	STAY	1	1						
118	1	26013-080122	BOLT M 8X 12	1	1						
118-1	1	26106-080122	BOLT M 8X 12 PLATED	1	1						N
		(A=T/# 20793) (B=T/# 42307)									
119	1	194292-51191	WIRE, LEAD	1	1						
120	1	194990-22130	NUT W/WASHER 6	1	1						
121	1	194436-64510	PLATE, LICENSE	1	1						
122	1	26014-060122	BOLT M 6X 12	1	1						
123	1	26116-060122	BOLT M 6X 12	1	1						
124	1	194080-51430	INSULATOR	1	1						Z
		(A=EXXXX) (B=EXXXX)									

WWW.OTHERFARMEQUIPMENTIMPORTS.COM

1-251957-2857

Fig.61. ELECTRIC PARTS (ENGLAND)

(A)=YM226  
(B)=YM226D  
(C)=\*

(D)=\*  
(E)=\*  
(F)=\*

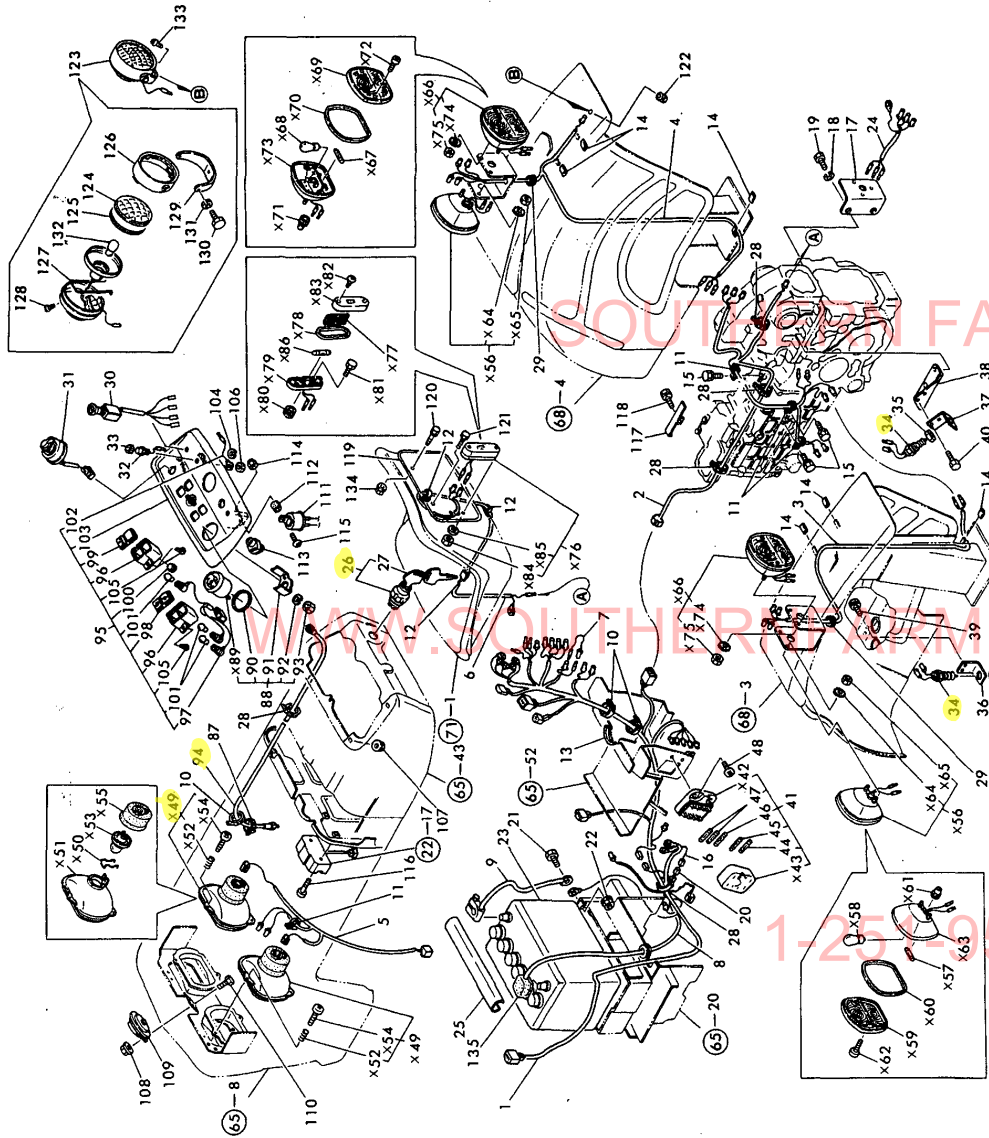


Fig. 61 ELECTRIC PARTS (England)

REF.	LEV.	PARTS NO.	DESCRIPTION	Q'TY						I	R
				(A)	(B)	(C)	(D)	(E)	(F)		
1	1	194436-51140	HARNESS (A), WIRE	1	1						
2	1	194436-51120	HARNESS (B), WIRE	1	1						
3	1	194324-51131	HARNESS (C), WIRE	1	1						
4	1	194324-51141	HARNESS (D), WIRE	1	1						
5	1	194448-51151	HARNESS (E), WIRE	1	1						
6	1	194436-51160	HARNESS, LAMP	1	1						
7	1	194446-51160	WIRE, LEAD	1	1						
8	1	194080-51411	CABLE, BATTERY	1	1						
9	1	194240-83420	CABLE	1	1						
10	1	194250-51660	BAND 250	3	3						
11	1	194440-51630	CLAMP, WIRE HARNESS	4	4						
12	1	194242-51660	CLAMP, WIRE HARNESS	3	3						
13	1	194420-58820	GROMMET 83	1	1						
14	1	23061-070035	PIPE 7X 35	6	6						
15	1	26014-060122	BOLT M 6X 12	3	3						
16	1	194312-51210	WIRE, MAIN LEAD	1	1						
17	1	194436-51700-X	BRACKET, SOCKET	1	1						
18	1	22217-160000	SPRING WASHER 16	2	2						
19	1	26116-160302	BOLT M16X 30 PLATED	2	2						
20	1	194550-51220	LINK,FUSIBLE 0.85RED	1	1						
21	1	26011-080162	BOLT M 8X 16	1	1						
21-1	1	26106-080162	BOLT M 8X 16 PLATED	1	1						N
		(A=T# 20793) (B=T# 42307)									
22	1	194990-22050	NUT W/WASHER 8	1	1						
23	1	194432-51310	BATTERY (DRN50Z), DRY	1	1						
24	1	194240-51820	HARNESS, SOCKET	1	1						
25	1	194432-51550	COVER, BATTERY	1	1						
26	1	194322-52110	SWITCH, STARTING	1	1						
27	2	194155-52190	KEY	2	2						
28	1	121750-59890	RETAINER	6	6						
29	1	194448-58811	GROMMET 15	2	2						
30	1	194240-52120	SWITCH, LIGHTING	1	1						
31	1	194170-52130	SWITCH, TURN SIGNAL	1	1						
32	1	194150-52160	SWITCH, HORN	1	1						
33	1	194150-52170	CAP, HORN SWITCH	1	1						
34	1	194440-52191	SWITCH, SAFETY START	2	2						
35	1	194240-52210	NUT M22	2	2						
36	1	194432-52220-X	STAY, SAFETY SWITCH	1	1						
37	1	194446-52230-X	STAY, SAFETY SWITCH	1	1						
38	1	194432-52241	BRACKET, SWITCH STAY	1	1						
39	1	194155-05210	BOLT W/WASHER M6X16	2	2						
40	1	26116-060162	BOLT M 6X 16 PLATED	2	2						
41	1	194240-52400	BOX ASSY, FUSE	1	1						
44	2	29411-050000	FUSE ( 5A),CARTRIDGE	1	1						
45	2	29411-100000	FUSE (10A),CARTRIDGE	1	1						
46	2	29411-150000	FUSE (15A),CARTRIDGE	1	1						
47	2	29411-200000	FUSE (20A),CARTRIDGE	2	2						
48	1	26587-060202	SCREW M 6X 20	2	2						
49	1	194436-53100	LAMP ASSY, HEAD	2	2						
50	2	194436-53120	CLIP	2	2						
51	2	194436-53160	LIGHT UNIT	2	2						

N:Old  $\frac{Yes}{No}$  New, Q:Old  $\frac{No}{Yes}$  New, R:Old  $\frac{Yes}{Yes}$  New, S:Old  $\frac{No}{No}$  New, W:Add, Z:Discontinued, F:Interchangeable by set, K:Q'ty Change  
++ CONTINUE ++  
(C)Copy Rights YANMAR CO.,LTD.



Fig.61. ELECTRIC PARTS (ENGLAND)

(A)=YM226  
(B)=YM226D  
(C)=\*

(D)=\*  
(E)=\*  
(F)=\*

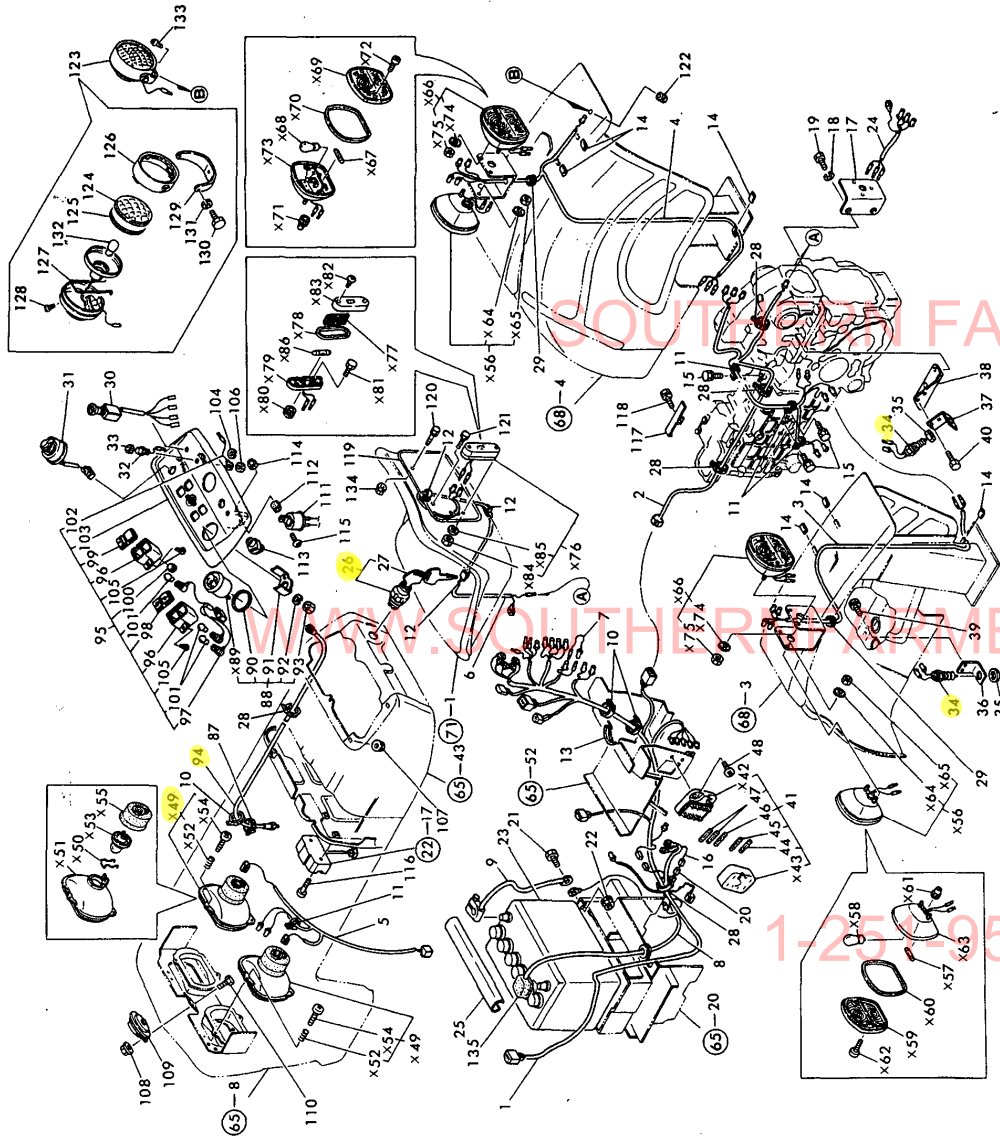


Fig. 61 ELECTRIC PARTS (England)

REF.	LEV.	PARTS NO.	DESCRIPTION	QTY						I	R
				(A)	(B)	(C)	(D)	(E)	(F)		
52	2	194436-53130	SPRING	6	6						
53	2	194436-53110	BULB 12V-45/40	2	2						
54	2	194436-53140	SCREW	6	6						
55	2	194436-53150	BOOT, RUBBER	2	2						
56	1	194436-53600	LAMP, CLEARANCE	2	2						
57	2	194436-53650	BULB 12V-4W	2	2						
58	2	194436-53640	BULB 12V-21W	2	2						
59	2	194436-53630	LENS	2	2						
60	2	194436-53610	GASKET	2	2						
61	2	194436-53620	GROMMET	2	2						
62	2	26557-040202	SCREW M 4X 20	4	4						
63	2	194436-53660	BODY	2	2						
64	2	194436-53670	WASHER 5	4	4						
65	2	26716-050002	NUT M 5	4	4						
66	1	194436-53700	LAMP, CLEARANCE	2	2						
67	2	194436-53650	BULB 12V-4W	2	2						
68	2	194436-53640	BULB 12V-21W	2	2						
69	2	194436-53710	LENS	2	2						
70	2	194436-53610	GASKET	2	2						
71	2	194436-53620	GROMMET	2	2						
72	2	26557-040202	SCREW M 4X 20	4	4						
73	2	194436-53660	BODY	2	2						
74	2	194436-53670	WASHER 5	4	4						
75	2	26716-050002	NUT M 5	4	4						
76	1	194436-53800	LAMP, LICENSE	1	1						
77	2	194436-53850	LENS	1	1						
78	2	194436-53840	GASKET	1	1						
79	2	194436-53810	BODY	1	1						
80	2	194436-53860	GROMMET	1	1						
81	2	26116-050162	BOLT M 5X 16 PLATED	2	2						
82	2	194436-53820	SCREW	1	1						
83	2	194436-53830	COVER	1	1						
84	2	26716-050002	NUT M 5	2	2						
85	2	22217-050000	SPRING WASHER 5	2	2						
86	2	194436-53650	BULB 12V-4W	1	1						
87	1	121750-59890	RETAINER	1	1						
88	1	194432-56100	HOUR-METER ASSY	1	1						
90	2	194432-56150	SHEET	1	1						
91	2	194432-56170	FITTING	1	1						
92	2	22217-040000	SPRING WASHER 4	2	2						
93	2	26716-040002	NUT M 4	2	2						
94	1	121400-91140	SHAFT, FLEXIBLE	1	1						
95	1	194432-61600	DASHBOARD ASSY	1	1						
96	2	194170-55120	BOX, PILOT	2	2						
97	2	194170-55130	CORD	1	1						
98	2	194170-55150	LENS (A)	1	1						
99	2	194170-55160	LENS (B)	1	1						
100	2	194170-55170	COVER	1	1						
101	2	194155-55820	BULB 12V-1.7W	3	3						
102	2	194432-56130	CORD	1	1						
103	2	194432-61610	PANEL, DASHBOARD	1	1						

N:Old  $\frac{Yes}{No}$  New, Q:Old  $\frac{No}{Yes}$  New, R:Old  $\frac{Yes}{No}$  New, S:Old  $\frac{No}{Yes}$  New, W:Add, Z:Discontinued, F:Interchangeable by set, K:Q'ty Change  
++ CONTINUE ++  
(C)Copy Rights YANMAR CO.,LTD.

Fig.61. ELECTRIC PARTS (ENGLAND)

(A)=YM226  
(B)=YM226D  
(C)=\*

(D)=\*  
(E)=\*  
(F)=\*

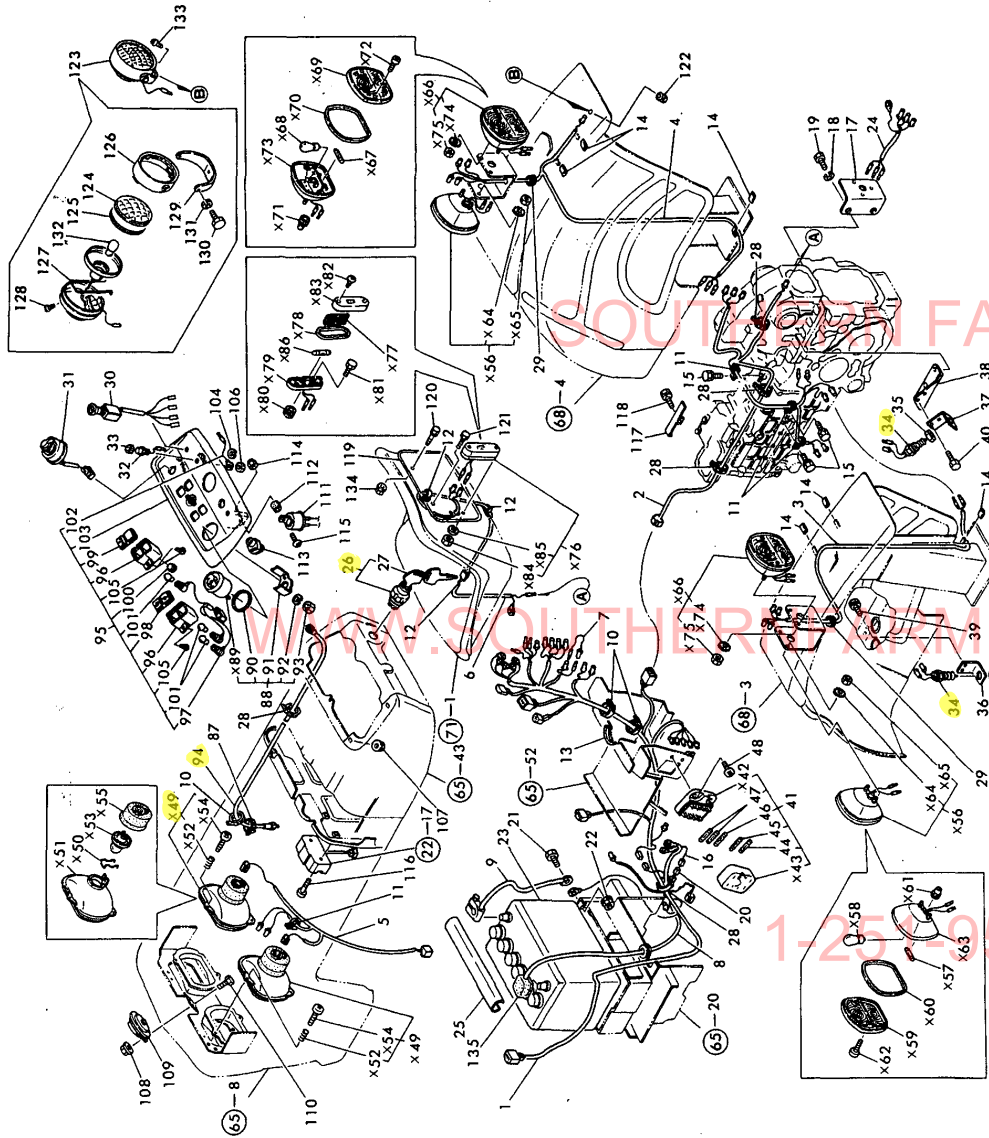


Fig. 61 ELECTRIC PARTS (England)

REF.	LEV.	PARTS NO.	DESCRIPTION	Q'TY						I	R
				(A)	(B)	(C)	(D)	(E)	(F)		
104	2	22217-080000	SPRING WASHER 8	2	2						
105	2	22857-400120	SCREW 4X12	4	4						
106	2	26716-080002	NUT M 8	1	1						
107	1	194990-22120	NUT W/WASHER 5	6	6						
108	1	194990-22040	NUT W/WASHER 6	2	2						
109	1	194340-57100	HORN ASSY	1	1						
110	1	26116-060122	BOLT M 6X 12	2	2						
111	1	194080-57202	RELAY	1	1						
112	1	194151-57210	SPACER	1	1						
113	1	194464-57250	RELAY, LAMP CHECK	1	1						
114	1	26346-050002	U-NUT M 4 PLATED	1	1						
115	1	26557-050162	SCREW M 5X 16	1	1						
116	1	26557-060122	SCREW M 6X 12,PAN HD	2	2						
117	1	194432-27380	STAY	1	1						
118	1	26013-080122	BOLT M 8X 12	1	1						
118-1	1	26106-080122	BOLT M 8X 12 PLATED	1	1						N
		(A=T/# 20793)	(B=T/# 42307)								
119	1	194436-64510	PLATE, LICENSE	1	1						
120	1	26014-060122	BOLT M 6X 12	1	1						
121	1	26116-060122	BOLT M 6X 12	1	1						
122	1	194990-22050	NUT W/WASHER 8	1	1						
123	1	794081-54101	LAMP ASSY, WORKING	1	1						
124	2	194081-54110	LENS	1	1						
125	2	194081-54120	GASKET	1	1						
126	2	194081-54131	RIM	1	1						
127	2	194081-54151	SPRING	1	1						
128	2	194081-54210	SCREW	1	1						
129	2	194081-54221	STAY	1	1						
130	2	194081-54230	BOLT M6X 12	2	2						
131	2	194081-54240	SPRING WASHER 6	2	2						
132	2	194081-55820	BULB 12V-20W	1	1						
133	1	26587-080162	SCREW M 8X 16	1	1						
134	1	194990-22130	NUT W/WASHER 6	1	1						
135	1	194080-51430	INSULATOR	1	1						Z
		(A=EXXX)	(B=EXXX)								

Fig.62. ELECTRIC PARTS (SCANDINAVIA)

(A)=YM226  
(B)=YM226D  
(C)=

(D)=  
(E)=  
(F)=

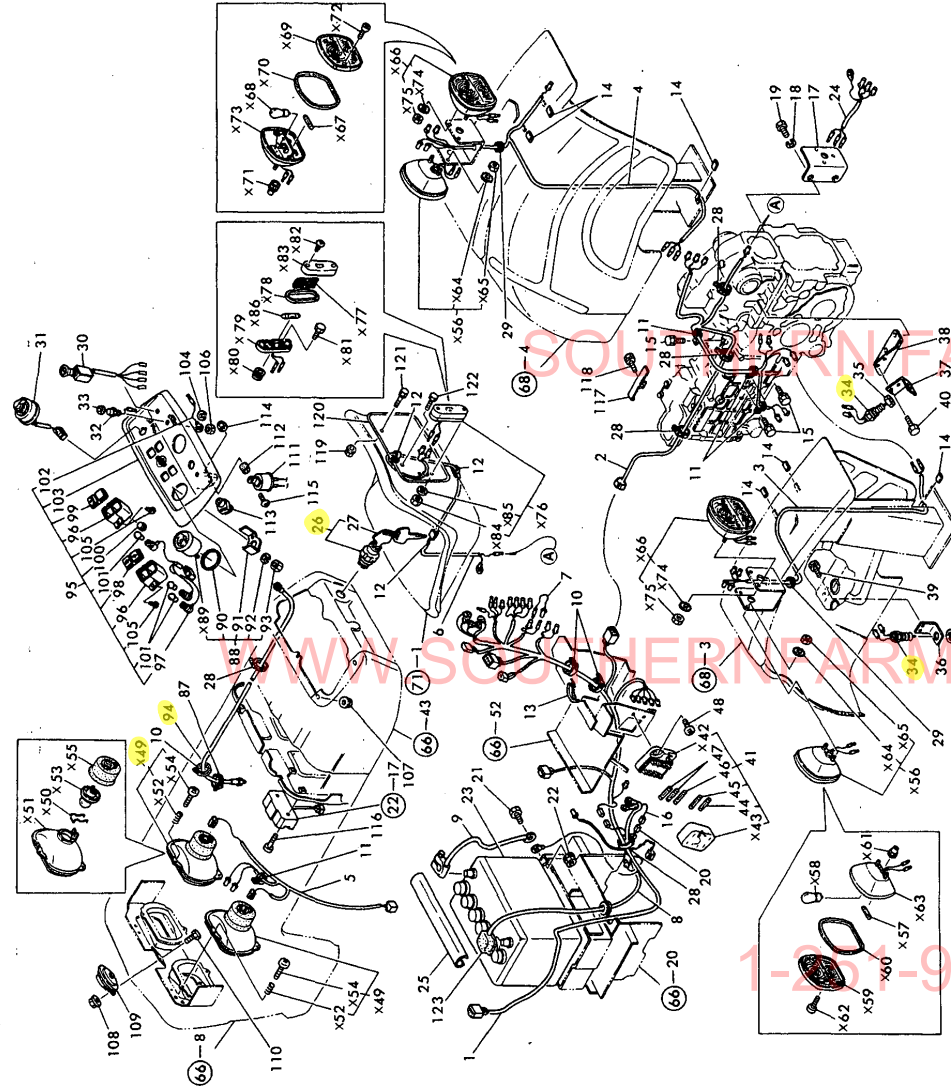


Fig. 62 ELECTRIC PARTS (Scandinavia)

REF.	LEV.	PARTS NO.	DESCRIPTION	QTY						I	R
				(A)	(B)	(C)	(D)	(E)	(F)		
1	1	194436-51140	HARNES (A), WIRE	1	1						
2	1	194436-51120	HARNES (B), WIRE	1	1						
3	1	194324-51131	HARNES (C), WIRE	1	1						
4	1	194324-51141	HARNES (D), WIRE	1	1						
5	1	194448-51151	HARNES (E), WIRE	1	1						
6	1	194436-51160	HARNES, LAMP	1	1						
7	1	194446-51160	WIRE, LEAD	1	1						
8	1	194080-51411	CABLE, BATTERY	1	1						
9	1	194240-83420	CABLE	1	1						
10	1	194250-51660	BAND 250	3	3						
11	1	194440-51630	CLAMP, WIRE HARNES	4	4						
12	1	194242-51660	CLAMP, WIRE HARNES	3	3						
13	1	194420-58820	GROMMET 83	1	1						
14	1	23061-070035	PIPE 7X 35	6	6						
15	1	26014-060122	BOLT M 6X 12	3	3						
16	1	194312-51210	WIRE, MAIN LEAD	1	1						
17	1	194436-51700-X	BRACKET, SOCKET	1	1						
18	1	22217-160000	SPRING WASHER 16	2	2						
19	1	26116-160302	BOLT M16X 30 PLATED	2	2						
20	1	194550-51220	LINK,FUSIBLE 0.85RED	1	1						
21	1	26011-080162	BOLT M 8X 16	1	1						
22	1	194990-22050	NUT W/WASHER 8	1	1						
23	1	194432-51310	BATTERY (DRN50Z),DRY	1	1						
24	1	194240-51820	HARNES, SOCKET	1	1						
25	1	194432-51550	COVER, BATTERY	1	1						
26	1	194322-52110	SWITCH, STARTING	1	1						
27	2	194155-52190	KEY	2	2						
28	1	121750-59890	RETAINER	6	6						
29	1	194448-58811	GROMMET 15	2	2						
30	1	194240-52120	SWITCH, LIGHTING	1	1						
31	1	194170-52130	SWITCH, TURN SIGNAL	1	1						
32	1	194150-52160	SWITCH, HORN	1	1						
33	1	194150-52170	CAP, HORN SWITCH	1	1						
34	1	194440-52191	SWITCH, SAFETY START	2	2						
35	1	194240-52210	NUT M22	2	2						
36	1	194432-52220-X	STAY, SAFETY SWITCH	1	1						
37	1	194446-52230-X	STAY, SAFETY SWITCH	1	1						
38	1	194432-52241	BRACKET, SWITCH STAY	1	1						
39	1	194155-05210	BOLT W/WASHER M6X16	2	2						
40	1	26116-060162	BOLT M 6X 16 PLATED	2	2						
41	1	194240-52400	BOX ASSY, FUSE	1	1						
44	2	29411-050000	FUSE ( 5A),CARTRIDGE	1	1						
45	2	29411-100000	FUSE (10A),CARTRIDGE	1	1						
46	2	29411-150000	FUSE (15A),CARTRIDGE	1	1						
47	2	29411-200000	FUSE (20A),CARTRIDGE	2	2						
48	1	26587-060202	SCREW M 6X 20	2	2						
87	1	121750-59890	RETAINER	1	1						
88	1	194432-56100	HOUR-METER ASSY	1	1						
90	2	194432-56150	SHEET	1	1						
91	2	194432-56170	FITTING	1	1						
92	2	22217-040000	SPRING WASHER 4	2	2						

N:Old  $\frac{Yes}{No}$  New, Q:Old  $\frac{No}{Yes}$  New, R:Old  $\frac{Yes}{No}$  New, S:Old  $\frac{No}{Yes}$  New, W:Add, Z:Discontinued, F:Interchangeable by set, K:Q'ty Change  
++ CONTINUE ++  
(C)Copy Rights YANMAR CO.,LTD.



Fig.62. ELECTRIC PARTS (SCANDINAVIA)

(A)=YM226  
(B)=YM226D  
(C)=

(D)=  
(E)=  
(F)=

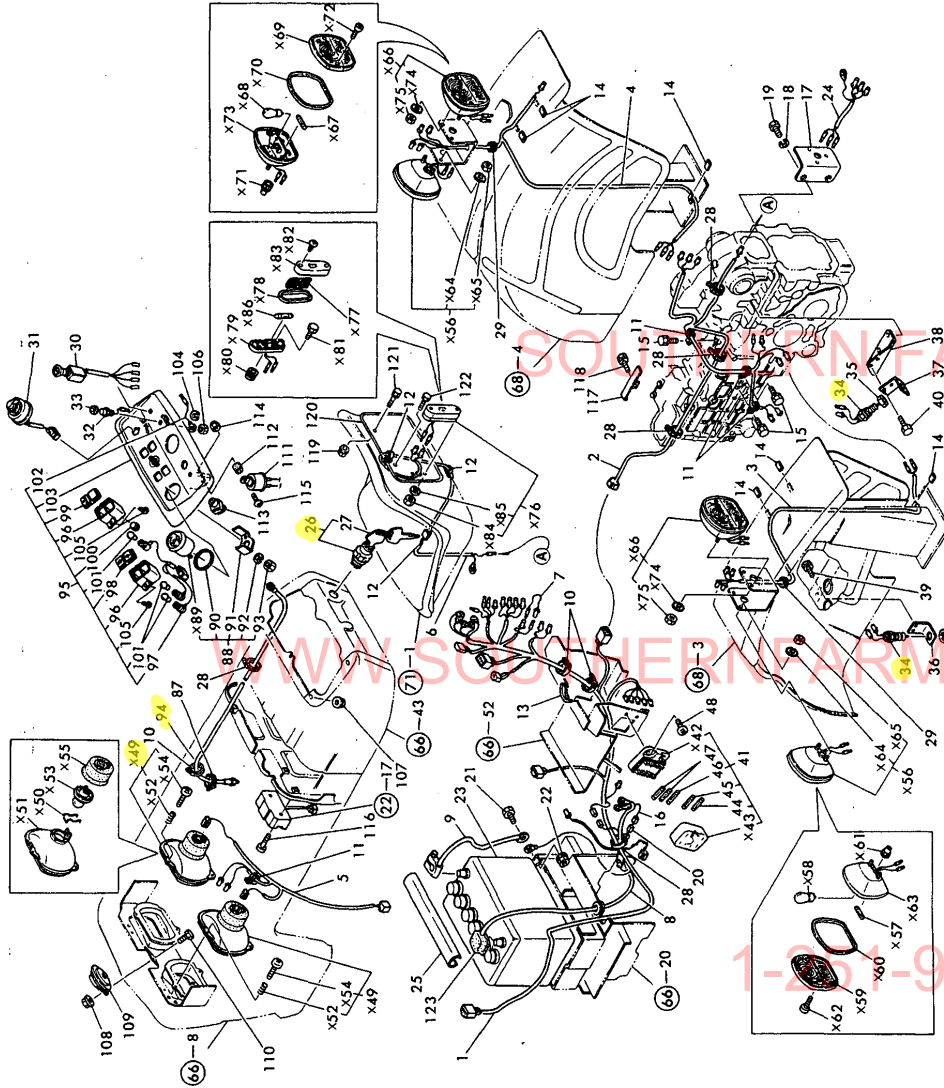


Fig. 62 ELECTRIC PARTS (Scandinavia)

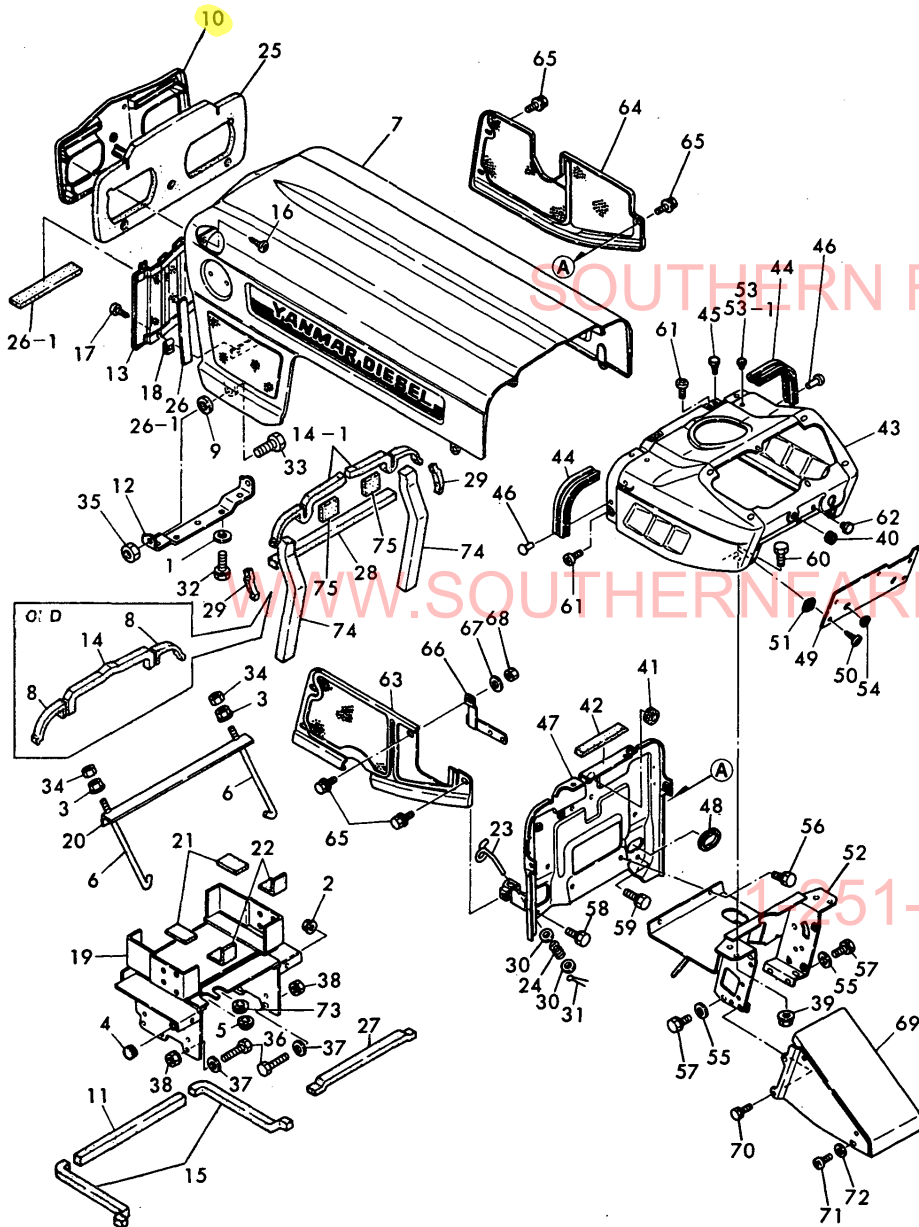
REF.	LEV.	PARTS NO.	DESCRIPTION	QTY						I	R
				(A)	(B)	(C)	(D)	(E)	(F)		
93	2	26716-040002	NUT M 4	2	2						
94	1	121400-91140	SHAFT, FLEXIBLE	1	1						
95	1	194432-61600	DASHBOARD ASSY	1	1						
96	2	194170-55120	BOX, PILOT	2	2						
97	2	194170-55130	CORD	1	1						
98	2	194170-55150	LENS (A)	1	1						
99	2	194170-55160	LENS (B)	1	1						
100	2	194170-55170	COVER	1	1						
101	2	194155-55820	BULB 12V-1.7W	3	3						
102	2	194432-56130	CORD	1	1						
103	2	194432-61610	PANEL, DASHBOARD	1	1						
104	2	22217-080000	SPRING WASHER 8	2	2						
105	2	22857-400120	SCREW 4X12	4	4						
106	2	26716-080002	NUT M 8	1	1						
107	1	194990-22120	NUT W/WASHER 5	6	6						
108	1	194990-22040	NUT W/WASHER 6	2	2						
109	1	194340-57100	HORN ASSY	1	1						
110	1	26116-060122	BOLT M 6X 12	2	2						
111	1	194080-57202	RELAY	1	1						
112	1	194151-57210	SPACER	1	1						
113	1	194464-57250	RELAY, LAMP CHECK	1	1						
114	1	26346-050002	U-NUT M 4 PLATED	1	1						
115	1	26557-050162	SCREW M 5X 16	1	1						
116	1	26557-060122	SCREW M 6X 12,PAN HD	2	2						
117	1	194432-27380	STAY	1	1						
118	1	26013-080122	BOLT M 8X 12	1	1						
119	1	194990-22130	NUT W/WASHER 6	1	1						
120	1	194436-64510	PLATE, LICENSE	1	1						
121	1	26014-060122	BOLT M 6X 12	1	1						
122	1	26116-060122	BOLT M 6X 12	1	1						
123	1	194080-51430	INSULATOR	1	1						

Fig.63. HOOD (U.S.A.)

(A)=YM226  
(B)=YM226D  
(C)=

(D)=  
(E)=  
(F)=

Fig. 63 HOOD (U.S.A.)



REF.	LEV.	PARTS NO.	DESCRIPTION	QTY						I	R
				(A)	(B)	(C)	(D)	(E)	(F)		
1	1	194150-04810	WASHER	2	2						
1-1	1	194145-61570	WASHER 10	2	2						N
		(A=*1981.) (B=*1981.)									
2	1	194990-22130	NUT W/WASHER 6	2	2						
3	1	194990-22140	NUT W/WASHER 8	2	2						
4	1	192060-46110	CAP, RUBBER	1	1						
5	1	194275-51210	GROMMET 25	1	1						Z
		(A=*) (B=*)									
6	1	194145-51570	ROD, BATTERY CLAMP	2	2						
7	1	194432-61100-R	HOOD	1	1						
8	1	194440-61220	PAD, (RUBBER)	2	2						Z
		(A=*) (B=*)									
9	1	194190-61250	GASKET	2	2						
10	1	194420-61250-Q	GRILLE, FRONT	1	1						
11	1	194322-61290	PAD, (RUBBER)	1	1						
12	1	194440-61320-X	HINGE, HOOD	1	1						
13	1	194422-61371-Q	GRILLE, FRONT	1	1						
13-1	1	194446-61310-Q	GRILLE, FRONT LOWER	1	1						N 1
		(A=*1982.10) (B=*1982.08)									
14	1	194275-61480	PAD, (RUBBER)	1	1						
14-1	1	194275-61480	PAD, (RUBBER)	2	2						K
		(A=T/# 20584) (B=T/# 41024)									
15	1	194464-61480	PAD, (RUBBER)	2	2						
15-1	1	194432-61480	PAD, (RUBBER)	2	2						N
		(A=*1981.) (B=*1981.)									
16	1	194420-61640	SCREW M 5X 16	5	5						
17	1	194420-61640	SCREW M 5X 16	2	2						
17-1	1	194250-61640	SCREW M 5X 12	2	2						N
		(A=T/# 20703) (B=T/# 41778)									
18	1	194145-61650	NUT M5	2	2						
19	1	194432-61700-X	COVER ASSY, DUST	1	1						
20	1	194190-61750	CLAMP, BATTERY	1	1						
21	1	194190-61761	RUBBER, CUSHION	2	2						
22	1	194190-61780	RUBBER, CUSHION	2	2						
23	1	194440-61820	LEVER, LOCK	2	2						
24	1	194432-61830	SPRING	2	2						
24-1	1	194440-61831	SPRING, HOOD LOCK	2	2						N
		(A=*1980.) (B=*1980.)									
25	1	194448-61910	PAD, (RUBBER)	1	1						
25-1	1	194446-61910	PAD, (RUBBER)	1	1						N
		(A=T/# 20686) (B=T/# 41496)									
26	1	194446-61920	PAD, (RUBBER)	2	2						
26-1	1	194312-61290	PAD, (RUBBER)	3	3						S 1
		(A=*1982.10) (B=*1982.10)									
27	1	194446-61930	PAD, (RUBBER)	1	1						
28	1	194432-61940	PAD, (RUBBER)	3	3						
28-1	1	194432-61940	PAD, (RUBBER)	1	1						K
		(A=*) (B=*)									
29	1	194446-61950	PAD, (RUBBER)	2	2						
30	1	22157-060000	WASHER 6	4	4						
31	1	22417-200200	COTTER PIN 2.0X20	2	2						

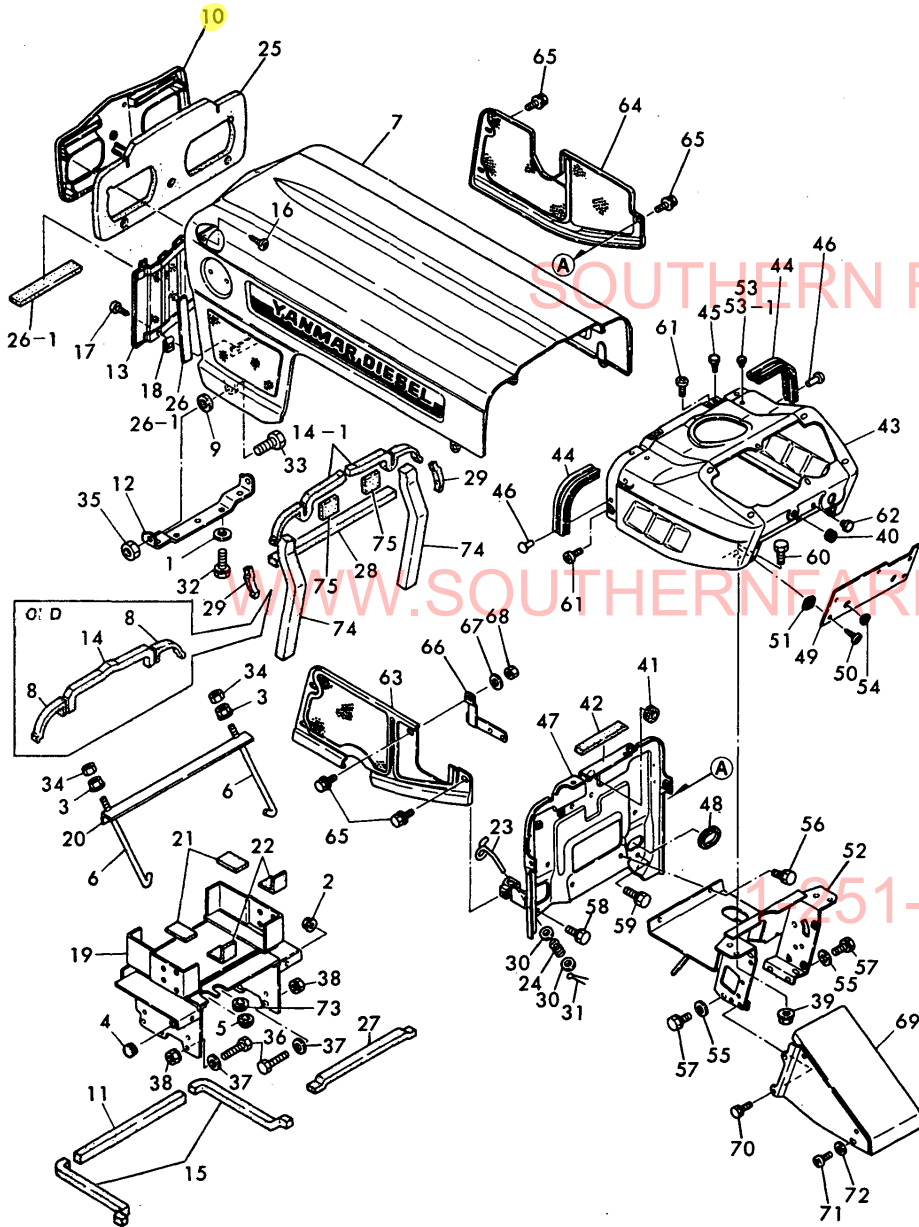
N:Old  $\frac{Yes}{No}$  New, Q:Old  $\frac{No}{Yes}$  New, R:Old  $\frac{Yes}{Yes}$  New, S:Old  $\frac{No}{No}$  New, W:Add, Z:Discontinued, F:Interchangeable by set, K:Q'ty Change  
 ++ CONTINUE ++  
 (C)Copy Rights YANMAR CO.,LTD.

Fig.63. HOOD (U.S.A.)

(A)=YM226  
(B)=YM226D  
(C)=

(D)=  
(E)=  
(F)=

Fig. 63 HOOD (U.S.A.)



REF.	LEV.	PARTS NO.	DESCRIPTION	QTY						I	R
				(A)	(B)	(C)	(D)	(E)	(F)		
32	1	26013-100202	BOLT W/WASHER M10X20	2	2						
32-1	1	26106-100202	BOLT M10X 20 PLATED	2	2						N
		(A=T/# 20793) (B=T/# 42307)									
33	1	26116-120252	BOLT M12X 25 PLATED	2	2						
34	1	26716-080002	NUT M 8	2	2						
35	1	26716-120002	NUT M12	2	2						
36	1	26116-080302	BOLT M 8X 30 PLATED	6	6						
36-1	1	26106-080302	BOLT M 8X 30 PLATED	6	6						N
		(A=T/# 20793) (B=T/# 42307)									
37	1	22137-080000	WASHER 8, POLISHED	6	6						Z
		(A=T/# 20793) (B=T/# 42307)									
38	1	194990-22050	NUT W/WASHER 8	6	6						
39	1	194990-22140	NUT W/WASHER 8	2	2						
40	1	194080-58810	GROMMET 8	1	1						
41	1	194162-58830	GROMMET 20	1	1						
42	1	194440-61220	PAD, (RUBBER)	1	1						
43	1	194430-61500-R	DASHBOARD ASSY	1	1						
44	1	194440-61550	GASKET, HOOD	2	2						
45	1	194145-61560	RUBBER, CUSHION	2	2						
46	1	194190-61560	RIVET 5X6	4	4						
47	1	194432-61570	PLATE, AIR CUT	1	1						
48	1	194446-61580	GROMMET 125	1	1						Z
		(A=*) (B=*)									
49	1	194446-61621-R	COVER, DASHBOARD	1	1						
50	1	194420-61640	SCREW M 5X 16	5	5						
51	1	194145-61650	NUT M5	5	5						
52	1	194432-61660-X	STAY, DASHBOARD	1	1						
53	1	194446-62310	CAP 8, RUBBER	2	2						
53-1	1	194324-62310	CAP 4.5, RUBBER	4	4						S
		(A=T/# 20584) (B=T/# 41049)									
54	1	194145-64430	GROMMET 12	2	2						
55	1	22137-080000	WASHER 8, POLISHED	4	4						Z
		(A=T/# 20584) (B=T/# 41049)									
56	1	26013-080142	BOLT M 8X 14	2	2						
56-1	1	26013-080122	BOLT M 8X 12	2	2						N
		(A=*1982.12) (B=*1982.12)									
56-2	1	26106-080122	BOLT M 8X 12 PLATED	2	2						N
		(A=T/# 20793) (B=T/# 42307)									
57	1	26013-080162	BOLT W/WASHER M8X16	4	4						
57-1	1	26014-080162	BOLT M 8X 16	4	4						N
		(A=T/# 20584) (B=T/# 41049)									
57-2	1	26106-080122	BOLT M 8X 12 PLATED	4	4						N
		(A=T/# 20793) (B=T/# 42307)									
58	1	26013-080162	BOLT W/WASHER M8X16	1	1						
58-1	1	26106-080162	BOLT M 8X 16 PLATED	1	1						N
		(A=T/# 20793) (B=T/# 42307)									
59	1	26013-080252	BOLT M 8X 25	1	1						
59-1	1	26106-080252	BOLT M 8X 25 PLATED	1	1						N
		(A=T/# 20793) (B=T/# 42307)									
60	1	26116-080162	BOLT M 8X 16 PLATED	2	2						
60-1	1	26011-080162	BOLT M 8X 16	2	2						N

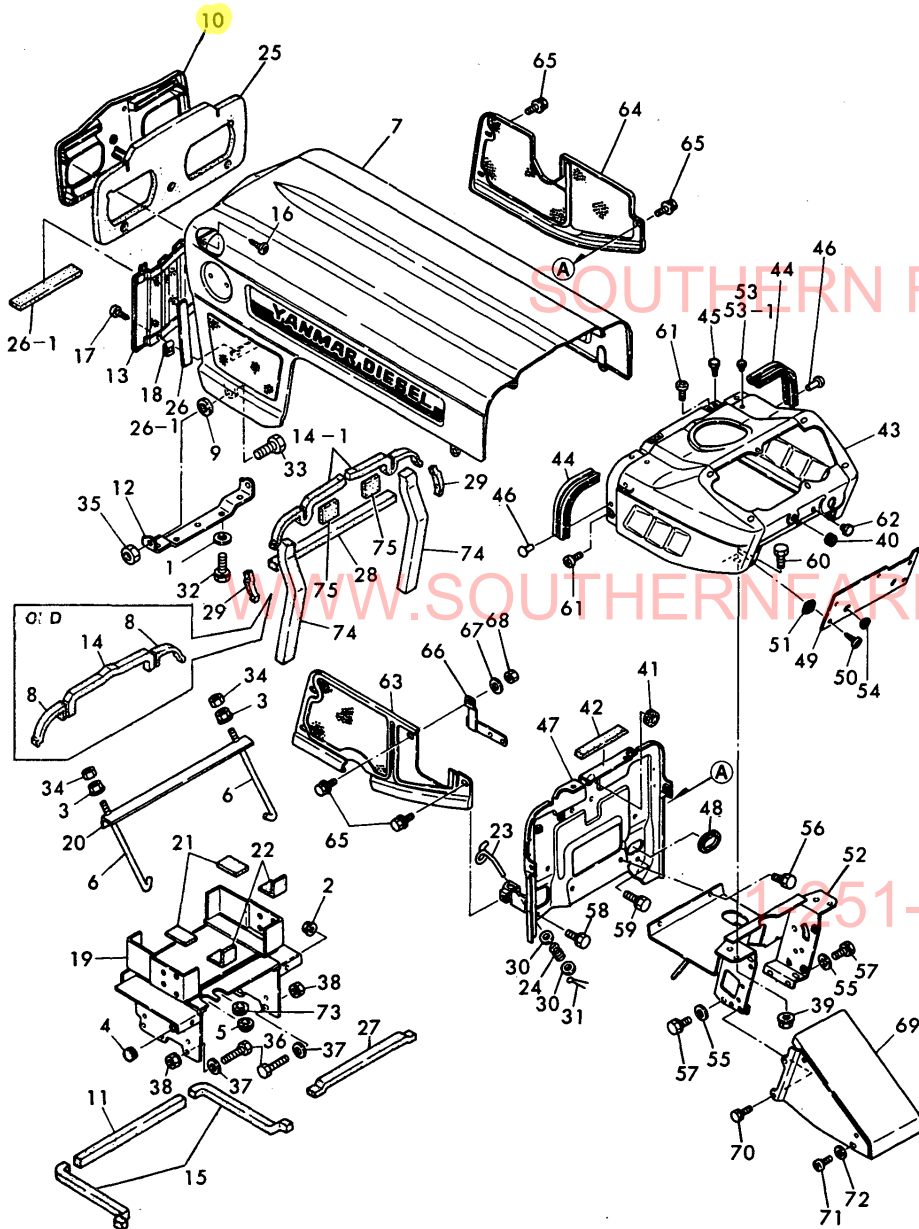
N:Old  $\frac{Yes}{No}$  New, Q:Old  $\frac{No}{Yes}$  New, R:Old  $\frac{Yes}{Yes}$  New, S:Old  $\frac{No}{No}$  New, W:Add, Z:Discontinued, F:Interchangeable by set, K:Q'ty Change  
 ++ CONTINUE ++  
 (C)Copy Rights YANMAR CO.,LTD.

Fig.63. HOOD (U.S.A.)

(A)=YM226  
(B)=YM226D  
(C)=

(D)=  
(E)=  
(F)=

Fig. 63 HOOD (U.S.A.)



REF.	LEV.	PARTS NO.	DESCRIPTION	QTY						I	R
				(A)	(B)	(C)	(D)	(E)	(F)		
60-2	1	(A=T/# 20584) (B=T/# 41049) 26106-080162	BOLT M 8X 16 PLATED	2	2						N
61	1	(A=T/# 20793) (B=T/# 42307) 26587-060162	SCREW M 6X 16	4	4						N
61-1	1	(A=*) (B=*) 26011-060122	BOLT M 6X 12	4	4						N
61-2	1	(A=T/# 20793) (B=T/# 42307) 26106-060122	BOLT M 6X 12 PLATED	4	4						N
62	1	194275-62310	CAP 10, RUBBER	1	1						
63	1	194446-05110-R	COVER, BELT	1	1						
64	1	194446-05121-R	COVER, BELT	1	1						
65	1	194420-05210	BOLT M 6X 16	7	7						
66	1	194446-05220	STAY	1	1						
67	1	22157-060000	WASHER 6	1	1						
68	1	26716-060002	NUT M 6	2	2						
69	1	194432-61670-X	COVER, GEAR BOX	1	1						
70	1	26013-060142	BOLT M 6X 14	4	4						
70-1	1	194155-05210	BOLT W/WASHER M6X16	4	4						N
71	1	(A=*1982.12) (B=*1982.12) 26557-050082	SCREW M 5X 8	2	2						
72	1	22137-050000	WASHER 5, POLISHED	2	2						
73	1	194170-51210	GROMMET 25	1	1						
74	1	194432-61950	PAD, (RUBBER)	2	2						W
75	1	(A=*1981.) (B=*1981.) 194322-61430	PAD, (RUBBER)	2	2						W

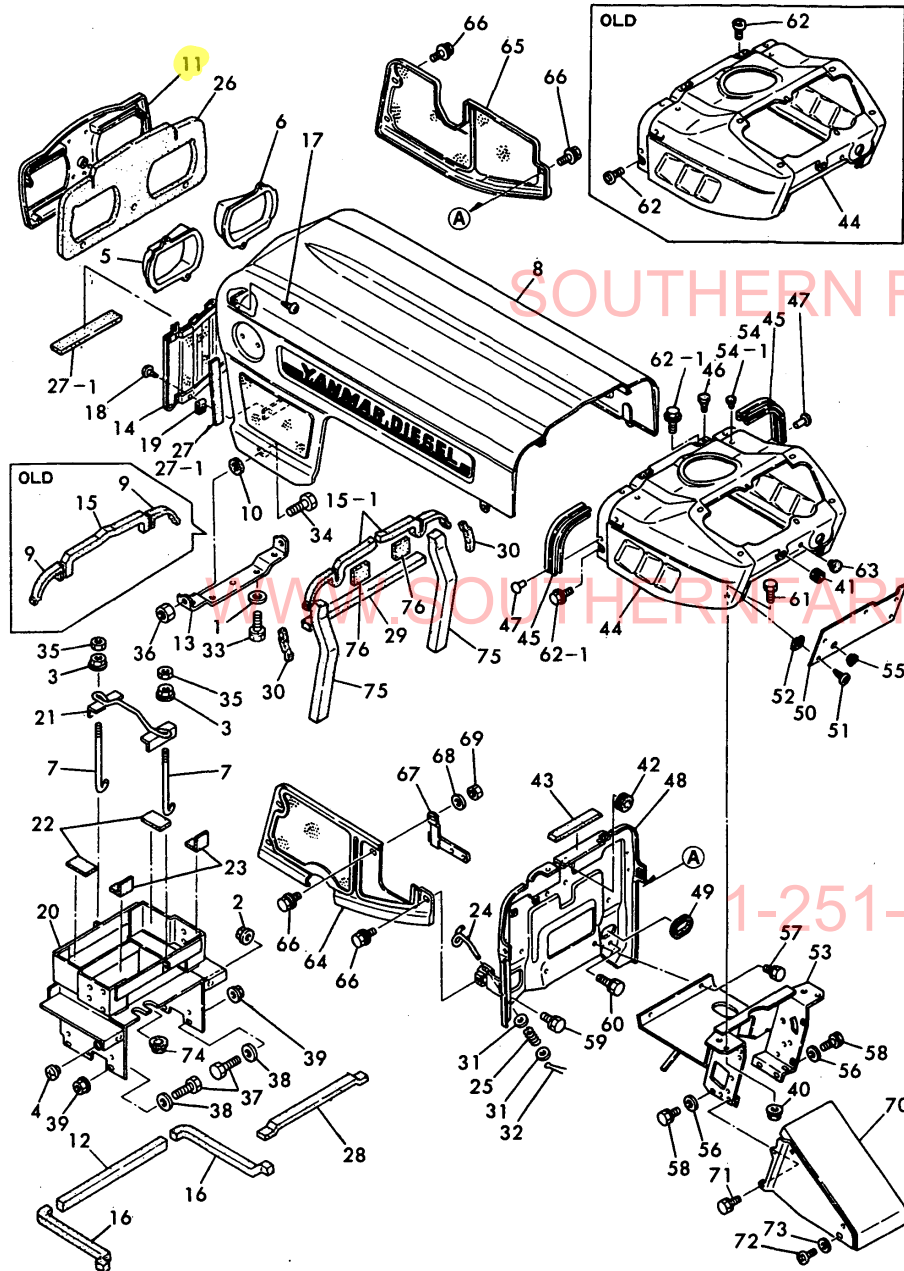


Fig.64. HOOD (FRANCE & EUROPE)

(A)=YM226  
(B)=YM226D  
(C)=

(D)=  
(E)=  
(F)=

Fig. 64 HOOD (France & Europe)



REF.	LEV.	PARTS NO.	DESCRIPTION	(A)	(B)	(C)	(D)	(E)	(F)	QTY	I	R
1	1	194145-61570	WASHER 10	2	2							
2	1	194990-22130	NUT W/WASHER 6	2	2							
3	1	194990-22140	NUT W/WASHER 8	2	2							
4	1	192060-46110	CAP, RUBBER	1	1							
5	1	194448-53350	HOOD (L), HEAD LAMP	1	1							
6	1	194448-53360	HOOD (R), HEAD LAMP	1	1							
7	1	194150-61740	ROD, BATTERY CLAMP	2	2							
8	1	194432-61100-P	HOOD	1	1							
8-1	1	194436-61100-P	HOOD	1	1							N
		(A=*) (B=*)										
9	1	194440-61220	PAD, (RUBBER)	2	2							Z
		(A=*) (B=*)										
10	1	194190-61250	GASKET	2	2							
11	1	194420-61250-P	GRILLE, FRONT	1	1							
11-1	1	194448-61250-P	GRILLE, FRONT	1	1							N
		(A=*) (B=*)										
12	1	194322-61290	PAD, (RUBBER)	1	1							
13	1	194440-61320-X	HINGE, HOOD	1	1							
14	1	194422-61371-P	GRILLE, FRONT	1	1							
14-1	1	194446-61310-P	GRILLE, FRONT	1	1							N 1
		(A=*1982.12) (B=*1982.12)										
15	1	194275-61480	PAD, (RUBBER)	1	1							
15-1	1	194275-61480	PAD, (RUBBER)	2	2							K
		(A=T/# 20584) (B=T/# 41024)										
16	1	194432-61480	PAD, (RUBBER)	2	2							
17	1	194420-61640	SCREW M 5X 16	5	5							
18	1	194420-61640	SCREW M 5X 16	2	2							
18-1	1	194250-61640	SCREW M 5X 12	2	2							N
		(A=T/# 20703) (B=T/# 41778)										
19	1	194145-61650	NUT M5	2	2							
20	1	194436-61700-X	COVER, DUST	1	1							
21	1	194322-51560-U	CLAMP, BATTERY	1	1							
22	1	194190-61761	RUBBER, CUSHION	2	2							
23	1	194190-61780	RUBBER, CUSHION	2	2							
24	1	194440-61820	LEVER, LOCK	2	2							
25	1	194432-61830	SPRING	2	2							
25-1	1	194440-61831	SPRING, HOOD LOCK	2	2							N
		(A=*1980.) (B=*1980.)										
26	1	194448-61910	PAD, (RUBBER)	1	1							
27	1	194446-61920	PAD, (RUBBER)	2	2							
27-1	1	194312-61290	PAD, (RUBBER)	3	3							S 1
		(A=*1982.10) (B=*1982.10)										
28	1	194446-61930	PAD, (RUBBER)	1	1							
29	1	194432-61940	PAD, (RUBBER)	1	1							
30	1	194446-61950	PAD, (RUBBER)	2	2							
31	1	22157-060000	WASHER 6	4	4							
32	1	22417-200200	COTTER PIN 2.0X20	2	2							
33	1	26013-100202	BOLT W/WASHER M10X20	2	2							
34	1	26116-120252	BOLT M12X 25 PLATED	2	2							
35	1	26716-080002	NUT M 8	2	2							
36	1	26716-120002	NUT M12	2	2							

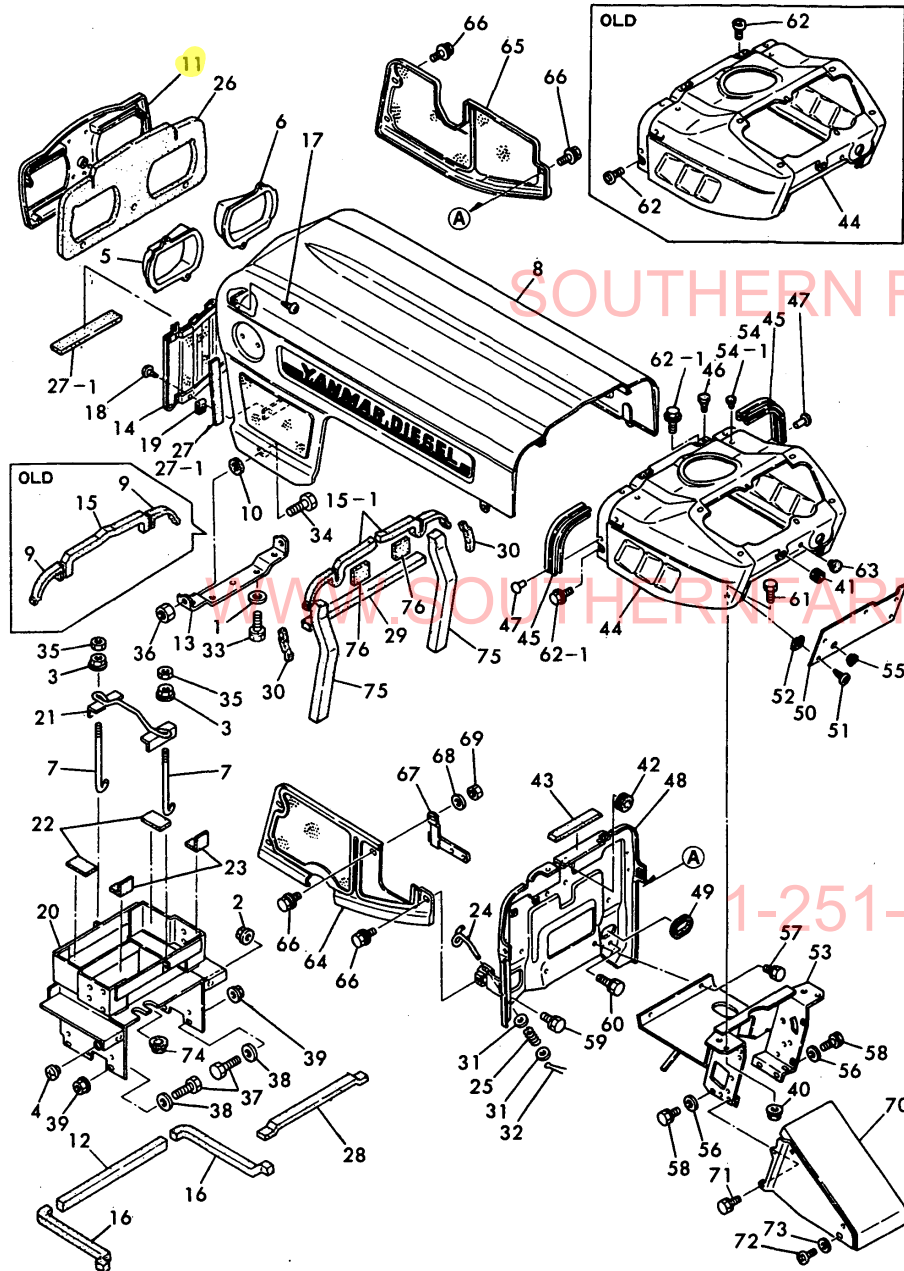
N:Old  $\frac{Yes}{No}$  New, Q:Old  $\frac{No}{Yes}$  New, R:Old  $\frac{Yes}{Yes}$  New, S:Old  $\frac{No}{No}$  New, W:Add, Z:Discontinued, F:Interchangeable by set, K:Q'ty Change  
 ++ CONTINUE ++  
 (C)Copy Rights YANMAR CO.,LTD.

Fig.64. HOOD (FRANCE & EUROPE)

(A)=YM226  
(B)=YM226D  
(C)=

(D)=  
(E)=  
(F)=

Fig. 64 HOOD (France & Europe)



REF.	LEV.	PARTS NO.	DESCRIPTION	QTY						I	R
				(A)	(B)	(C)	(D)	(E)	(F)		
37	1	26116-080302	BOLT M 8X 30 PLATED	6	6						
38	1	22137-080000	WASHER 8, POLISHED	6	6						
39	1	194990-22050	NUT W/WASHER 8	6	6						
40	1	194990-22140	NUT W/WASHER 8	2	2						
41	1	194080-58810	GROMMET 8	1	1						
42	1	194162-58830	GROMMET 20	1	1						
43	1	194440-61220	PAD, (RUBBER)	1	1						
44	1	194430-61500-P	DASHBOARD ASSY	1	1						
45	1	194440-61550	GASKET, HOOD	2	2						
46	1	194145-61560	RUBBER, CUSHION	2	2						
47	1	194190-61560	RIVET 5X6	4	4						
48	1	194432-61570	PLATE, AIR CUT	1	1						
49	1	194446-61580	GROMMET 125	1	1						Z
50	1	194446-61621-P	COVER, DASHBOARD	1	1						
51	1	194420-61640	SCREW M 5X 16	5	5						
52	1	194145-61650	NUT M5	5	5						
53	1	194432-61660-X	STAY, DASHBOARD	1	1						
54	1	194446-62310	CAP 8, RUBBER	2	2						
54-1	1	194324-62310	CAP 4.5, RUBBER	4	4						S
		(A=T# 20584) (B=T# 41049)									
55	1	194145-64430	GROMMET 12	2	2						
56	1	22137-080000	WASHER 8, POLISHED	4	4						Z
		(A=T# 20584) (B=T# 41049)									
57	1	26013-080142	BOLT M 8X 14	2	2						
57-1	1	26013-080122	BOLT M 8X 12	2	2						N
		(A=*1982.12) (B=*1982.12)									
57-2	1	26106-080122	BOLT M 8X 12 PLATED	2	2						N
		(A=T# 20793) (B=T# 42307)									
58	1	26013-080162	BOLT W/WASHER M8X16	4	4						
58-1	1	26014-080162	BOLT M 8X 16	4	4						N
		(A=T# 20584) (B=T# 41049)									
58-2	1	26106-080122	BOLT M 8X 12 PLATED	4	4						N
		(A=T# 20793) (B=T# 42307)									
59	1	26013-080162	BOLT W/WASHER M8X16	1	1						
59-1	1	26106-080162	BOLT M 8X 16 PLATED	1	1						N
		(A=T# 20793) (B=T# 42307)									
60	1	26013-080252	BOLT M 8X 25	1	1						
60-1	1	26106-080252	BOLT M 8X 25 PLATED	1	1						N
		(A=T# 20793) (B=T# 42307)									
61	1	26116-080162	BOLT M 8X 16 PLATED	2	2						
61-1	1	26011-080162	BOLT M 8X 16	2	2						N
		(A=T# 20584) (B=T# 41049)									
61-2	1	26106-080162	BOLT M 8X 16 PLATED	2	2						N
		(A=T# 20793) (B=T# 42307)									
62	1	26587-060162	SCREW M 6X 16	4	4						
62-1	1	26011-060122	BOLT M 6X 12	4	4						N
		(A=*) (B=*)									
62-2	1	26106-060122	BOLT M 6X 12 PLATED	4	4						N
		(A=T# 20793) (B=T# 42307)									
63	1	194275-62310	CAP 10, RUBBER	1	1						

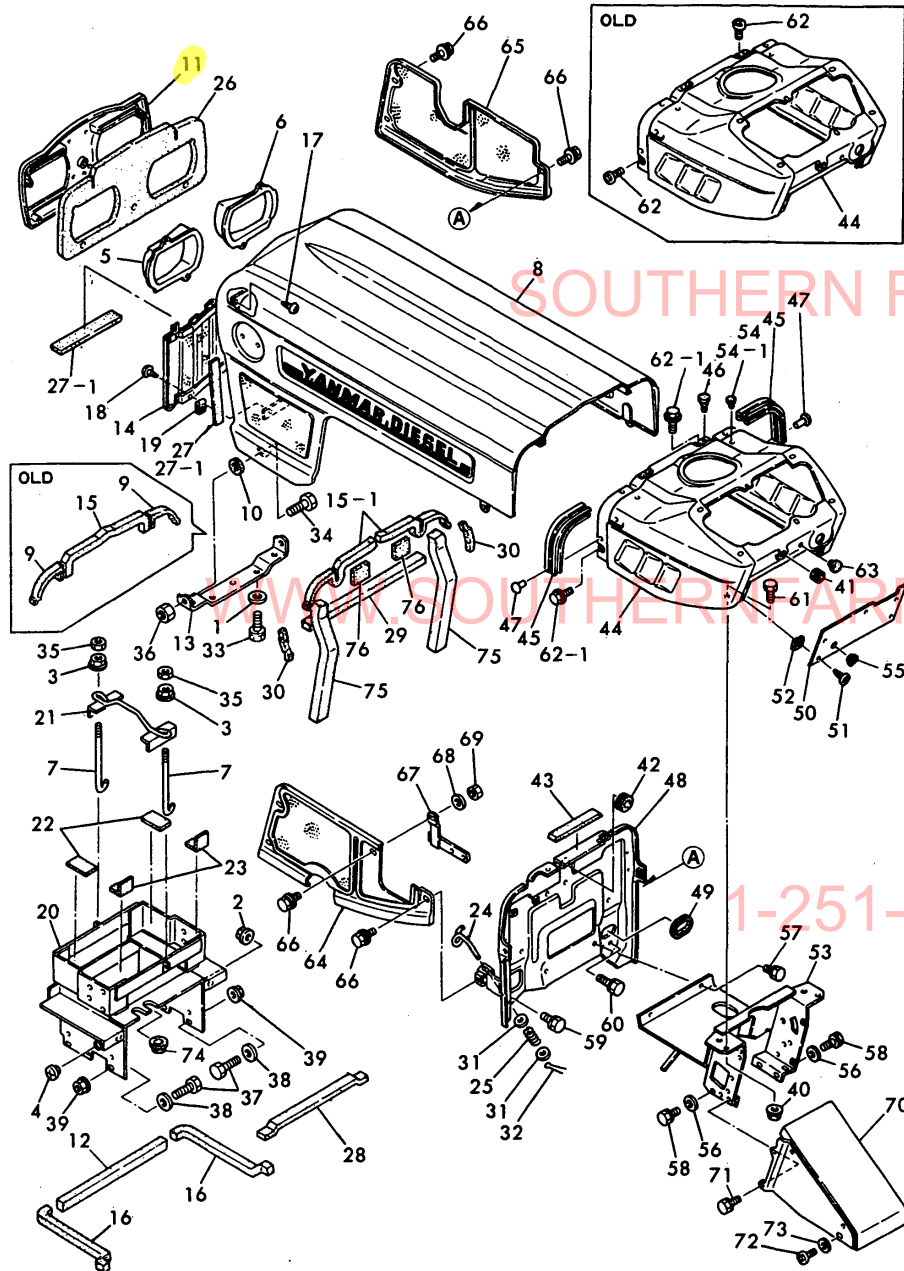
N:Old  $\frac{Yes}{No}$  New, Q:Old  $\frac{No}{Yes}$  New, R:Old  $\frac{Yes}{Yes}$  New, S:Old  $\frac{No}{No}$  New, W:Add, Z:Discontinued, F:Interchangeable by set, K:Q'ty Change  
 ++ CONTINUE ++  
 (C)Copy Rights YANMAR CO.,LTD.

Fig.64. HOOD (FRANCE & EUROPE)

(A)=YM226  
(B)=YM226D  
(C)=

(D)=  
(E)=  
(F)=

Fig. 64 HOOD (France & Europe)



REF.	LEV.	PARTS NO.	DESCRIPTION	QTY						I	R
				(A)	(B)	(C)	(D)	(E)	(F)		
64	1	194446-05110-P	COVER, BELT	1	1						
65	1	194446-05121-P	COVER, BELT	1	1						
66	1	194420-05210	BOLT M 6X 16	7	7						
67	1	194446-05220	STAY	1	1						
68	1	22157-060000	WASHER 6	1	1						
69	1	26716-060002	NUT M 6	2	2						
70	1	194432-61670-X	COVER, GEAR BOX	1	1						
71	1	26013-060142	BOLT M 6X 14	4	4						
71-1	1	194155-05210	BOLT W/WASHER M6X16	4	4						N
(A)=*1982.12) (B)=*1982.12)											
72	1	26557-050082	SCREW M 5X 8	2	2						
73	1	22137-050000	WASHER 5, POLISHED	2	2						
74	1	194170-51210	GROMMET 25	1	1						
75	1	194432-61950	PAD, (RUBBER)	2	2						
76	1	194322-61430	PAD, (RUBBER)	2	2						W
(A=T/# 20670) (B=T/# 41387)											

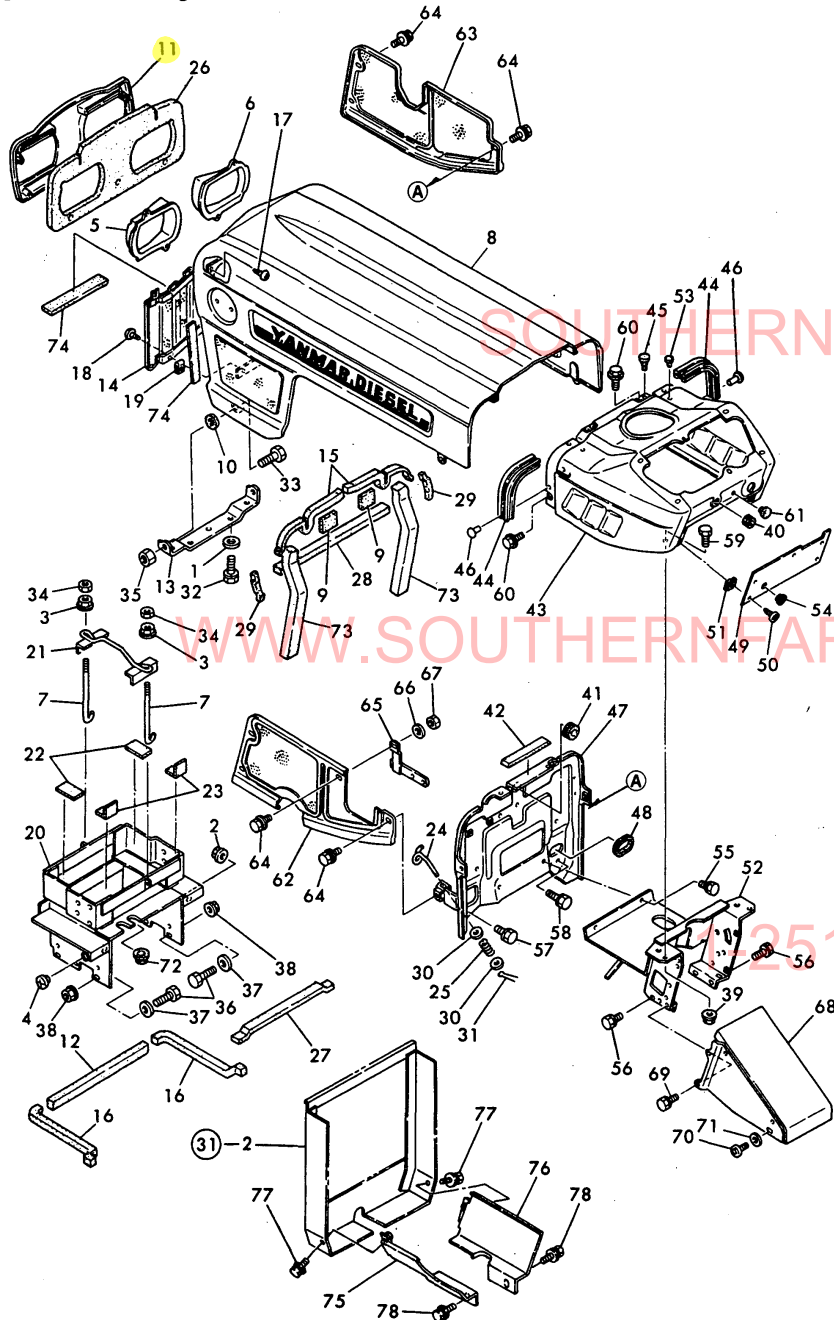


Fig.65. HOOD (ENGLAND)

(A)=YM226  
(B)=YM226D  
(C)=

(D)=  
(E)=  
(F)=

Fig. 65 HOOD (England)



REF.	LEV.	PARTS NO.	DESCRIPTION	QTY						I	R
				(A)	(B)	(C)	(D)	(E)	(F)		
1	1	194145-61570	WASHER 10	2	2						
2	1	194990-22130	NUT W/WASHER 6	2	2						
3	1	194990-22140	NUT W/WASHER 8	2	2						
4	1	192060-46110	CAP, RUBBER	1	1						
5	1	194448-53350	HOOD (L), HEAD LAMP	1	1						
6	1	194448-53360	HOOD (R), HEAD LAMP	1	1						
7	1	194150-61740	ROD, BATTERY CLAMP	2	2						
8	1	194436-61100	HOOD	1	1						
9	1	194322-61430	PAD, (RUBBER)	2	2						
10	1	194190-61250	GASKET	2	2						
11	1	194448-61250	GRILLE, FRONT	1	1						
12	1	194322-61290	PAD, (RUBBER)	1	1						
13	1	194440-61320	HINGE, HOOD	1	1						
14	1	194446-61310	GRILLE, FRONT LOWER	1	1						
15	1	194275-61480	PAD, (RUBBER)	2	2						
16	1	194432-61480	PAD, (RUBBER)	2	2						
17	1	194420-61640	SCREW M 5X 16	5	5						
18	1	194250-61640	SCREW M 5X 12	2	2						
19	1	194145-61650	NUT M5	2	2						
20	1	194436-61700-X	COVER, DUST	1	1						
21	1	194322-51560-U	CLAMP, BATTERY	1	1						
22	1	194190-61761	RUBBER, CUSHION	2	2						
23	1	194190-61780	RUBBER, CUSHION	2	2						
24	1	194440-61820	LEVER, LOCK	2	2						
25	1	194440-61831	SPRING, HOOD LOCK	2	2						
26	1	194448-61910	PAD, (RUBBER)	1	1						
27	1	194446-61930	PAD, (RUBBER)	1	1						
28	1	194432-61940	PAD, (RUBBER)	1	1						
29	1	194446-61950	PAD, (RUBBER)	2	2						
30	1	22157-060000	WASHER 6	4	4						
31	1	22417-200200	COTTER PIN 2.0X20	2	2						
32	1	26013-100202	BOLT W/WASHER M10X20	2	2						
33	1	26116-120252	BOLT M12X 25 PLATED	2	2						
34	1	26716-080002	NUT M 8	2	2						
35	1	26716-120002	NUT M12	2	2						
36	1	26116-080302	BOLT M 8X 30 PLATED	6	6						
37	1	22137-080000	WASHER 8, POLISHED	6	6						
37-1	1	22137-080000	WASHER 8, POLISHED	6							Z
(A=T/# 20793)											
38	1	194990-22050	NUT W/WASHER 8	6	6						
39	1	194990-22140	NUT W/WASHER 8	2	2						
40	1	194080-58810	GROMMET 8	1	1						
41	1	194162-58830	GROMMET 20	1	1						
42	1	194440-61220	PAD, (RUBBER)	1	1						
43	1	194430-61500	DASHBOARD ASSY	1	1						
44	1	194440-61550	GASKET, HOOD	2	2						
45	1	194145-61560	RUBBER, CUSHION	2	2						
46	1	194190-61560	RIVET 5X6	4	4						
47	1	194432-61570	PLATE, AIR CUT	1	1						
48	1	194446-61580	GROMMET 125	1	1						Z
(A=EXXX) (B=EXXX)											

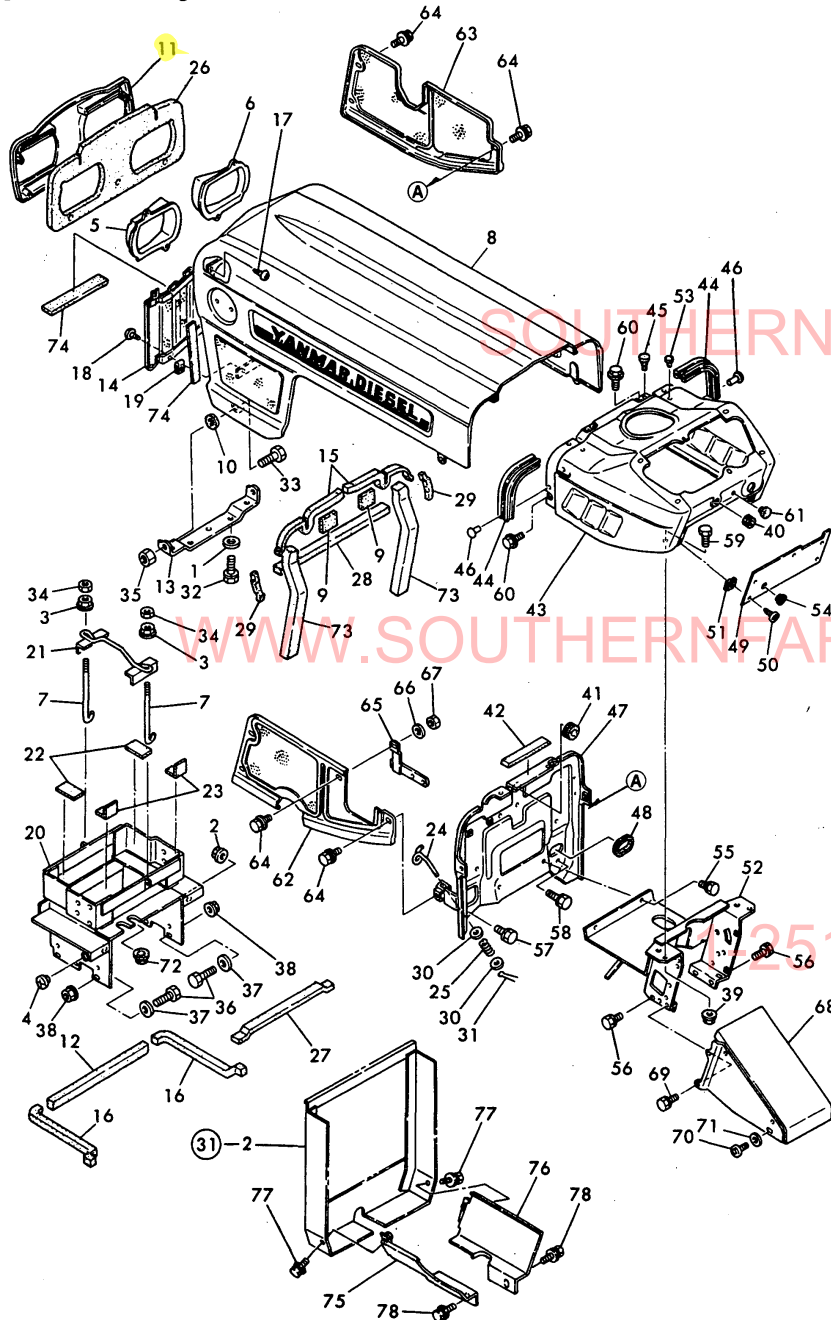
N:Old  $\frac{Yes}{No}$  New, Q:Old  $\frac{No}{Yes}$  New, R:Old  $\frac{Yes}{Yes}$  New, S:Old  $\frac{No}{No}$  New, W:Add, Z:Discontinued, F:Interchangeable by set, K:Q'ty Change  
 ++ CONTINUE ++  
 (C)Copy Rights YANMAR CO.,LTD.

Fig.65. HOOD (ENGLAND)

(A)=YM226  
(B)=YM226D  
(C)=

(D)=  
(E)=  
(F)=

Fig. 65 HOOD (England)



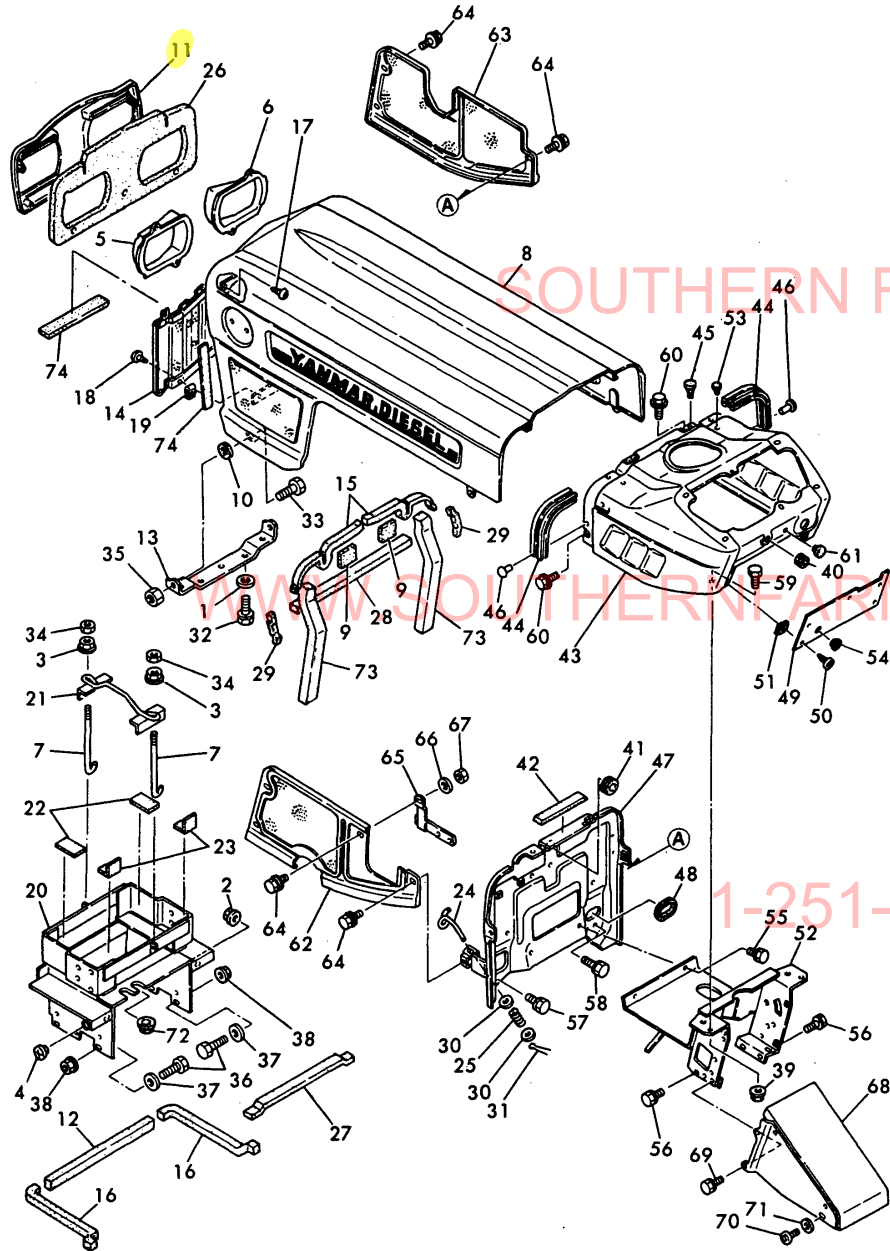
REF.	LEV.	PARTS NO.	DESCRIPTION	QTY						I	R
				(A)	(B)	(C)	(D)	(E)	(F)		
49	1	194446-61621-R	COVER, DASHBOARD	1	1						
50	1	194420-61640	SCREW M 5X 16	5	5						
51	1	194145-61650	NUT M5	5	5						
52	1	194432-61660-X	STAY, DASHBOARD	1	1						
53	1	194324-62310	CAP 4.5, RUBBER	4	4						
54	1	194145-64430	GROMMET 12	2	2						
55	1	26013-080122	BOLT M 8X 12	2	2						
55-1	1	26106-080122	BOLT M 8X 12 PLATED	2	2						N
		(A=T/# 20793) (B=T/# 42307)									
56	1	26014-080162	BOLT M 8X 16	4	4						
57	1	26013-080162	BOLT W/WASHER M8X16	1	1						
57-1	1	26106-080162	BOLT M 8X 16 PLATED	1	1						N
		(A=T/# 20793) (B=T/# 42307)									
58	1	26013-080252	BOLT M 8X 25	1	1						
58-1	1	26106-080252	BOLT M 8X 25 PLATED	1	1						N
		(A=T/# 20793) (B=T/# 42307)									
59	1	26011-080162	BOLT M 8X 16	2	2						
59-1	1	26106-080162	BOLT M 8X 16 PLATED	2	2						N
		(A=T/# 20793) (B=T/# 42307)									
60	1	26011-060122	BOLT M 6X 12	4	4						
60-1	1	26106-060122	BOLT M 6X 12 PLATED	4	4						N
		(A=T/# 20793) (B=T/# 42307)									
61	1	194275-62310	CAP 10, RUBBER	1	1						
62	1	194436-05110-R	COVER, BELT	1	1						
63	1	194446-05121-R	COVER, BELT	1	1						
64	1	194420-05210	BOLT M 6X 16	7	7						
65	1	194446-05220	STAY	1	1						
66	1	22157-060000	WASHER 6	1	1						
67	1	26716-060002	NUT M 6	2	2						
68	1	194432-61670-X	COVER, GEAR BOX	1	1						
69	1	194155-05210	BOLT W/WASHER M6X16	4	4						
70	1	26557-050082	SCREW M 5X 8	2	2						
71	1	22137-050000	WASHER 5, POLISHED	2	2						
72	1	194170-51210	GROMMET 25	1	1						
73	1	194432-61950	PAD, (RUBBER)	2	2						
74	1	194312-61290	PAD, (RUBBER)	3	3						
75	1	194436-05150	COVER (R), SAFETY	1	1						
76	1	194436-05210	COVER (L), SAFETY	1	1						
77	1	26014-060162	BOLT M 6X 16	2	2						
78	1	26014-080162	BOLT M 8X 16	2	2						
78-1	1	26106-080122	BOLT M 8X 12 PLATED	2	2						N
		(A=T/# 20793) (B=T/# 42307)									

Fig.66. H00D (SCANDINAVIA)

(A)=YM226  
(B)=YM226D  
(C)=

(D)=  
(E)=  
(F)=

Fig. 66 HOOD (Scandinavia)



REF.	LEV.	PARTS NO.	DESCRIPTION	QTY						I	R
				(A)	(B)	(C)	(D)	(E)	(F)		
1	1	194145-61570	WASHER 10	2	2						
2	1	194990-22130	NUT W/WASHER 6	2	2						
3	1	194990-22140	NUT W/WASHER 8	2	2						
4	1	192060-46110	CAP, RUBBER	1	1						
5	1	194448-53350	HOOD (L), HEAD LAMP	1	1						
6	1	194448-53360	HOOD (R), HEAD LAMP	1	1						
7	1	194150-61740	ROD, BATTERY CLAMP	2	2						
8	1	194436-61100	HOOD	1	1						
9	1	194322-61430	PAD, (RUBBER)	2	2						
10	1	194190-61250	GASKET	2	2						
11	1	194448-61250	GRILLE, FRONT	1	1						
12	1	194322-61290	PAD, (RUBBER)	1	1						
13	1	194440-61320	HINGE, HOOD	1	1						
14	1	194446-61310	GRILLE, FRONT LOWER	1	1						
15	1	194275-61480	PAD, (RUBBER)	2	2						
16	1	194432-61480	PAD, (RUBBER)	2	2						
17	1	194420-61640	SCREW M 5X 16	5	5						
18	1	194250-61640	SCREW M 5X 12	2	2						
19	1	194145-61650	NUT M5	2	2						
20	1	194436-61700-X	COVER, DUST	1	1						
21	1	194322-51560-U	CLAMP, BATTERY	1	1						
22	1	194190-61761	RUBBER, CUSHION	2	2						
23	1	194190-61780	RUBBER, CUSHION	2	2						
24	1	194440-61820	LEVER, LOCK	2	2						
25	1	194440-61831	SPRING, HOOD LOCK	2	2						
26	1	194448-61910	PAD, (RUBBER)	1	1						
27	1	194446-61930	PAD, (RUBBER)	1	1						
28	1	194432-61940	PAD, (RUBBER)	1	1						
29	1	194446-61950	PAD, (RUBBER)	2	2						
30	1	22157-060000	WASHER 6	4	4						
31	1	22417-200200	COTTER PIN 2.0X20	2	2						
32	1	26013-100202	BOLT W/WASHER M10X20	2	2						
33	1	26116-120252	BOLT M12X 25 PLATED	2	2						
34	1	26716-080002	NUT M 8	2	2						
35	1	26716-120002	NUT M12	2	2						
36	1	26116-080302	BOLT M 8X 30 PLATED	6	6						
37	1	22137-080000	WASHER 8, POLISHED	6	6						
38	1	194990-22050	NUT W/WASHER 8	6	6						
39	1	194990-22140	NUT W/WASHER 8	2	2						
40	1	194080-58810	GROMMET 8	1	1						
41	1	194162-58830	GROMMET 20	1	1						
42	1	194440-61220	PAD, (RUBBER)	1	1						
43	1	194430-61500	DASHBOARD ASSY	1	1						
44	1	194440-61550	GASKET, HOOD	2	2						
45	1	194145-61560	RUBBER, CUSHION	2	2						
46	1	194190-61560	RIVET 5X6	4	4						
47	1	194432-61570	PLATE, AIR CUT	1	1						
48	1	194446-61580	GROMMET 125	1	1						
49	1	194446-61621-R	COVER, DASHBOARD	1	1						
50	1	194420-61640	SCREW M 5X 16	5	5						
51	1	194145-61650	NUT M5	5	5						

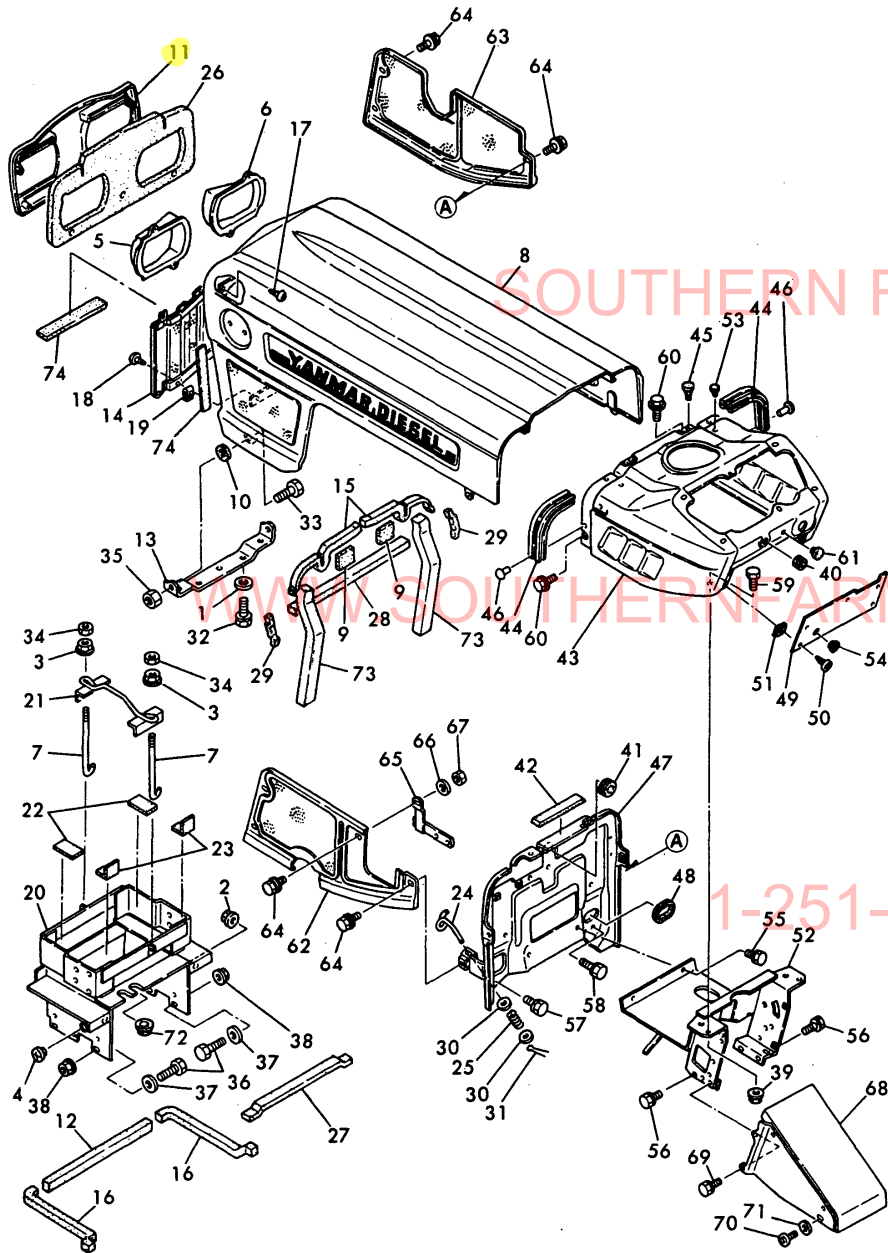
N:Old  $\frac{Yes}{No}$  New, Q:Old  $\frac{No}{Yes}$  New, R:Old  $\frac{Yes}{No}$  New, S:Old  $\frac{No}{Yes}$  New, W:Add, Z:Discontinued, F:Interchangeable by set, K:Q'ty Change  
 ++ CONTINUE ++  
 (C)Copy Rights YANMAR CO.,LTD.

Fig.66. H00D (SCANDINAVIA)

(A)=YM226  
(B)=YM226D  
(C)=

(D)=  
(E)=  
(F)=

Fig. 66 HOOD (Scandinavia)



REF.	LEV.	PARTS NO.	DESCRIPTION	QTY						I	R
				(A)	(B)	(C)	(D)	(E)	(F)		
52	1	194432-61660-X	STAY, DASHBOARD	1	1						
53	1	194324-62310	CAP 4.5, RUBBER	4	4						
54	1	194145-64430	GROMMET 12	2	2						
55	1	26013-080122	BOLT M 8X 12	2	2						
55-1	1	26106-080122	BOLT M 8X 12 PLATED	2	2						N
		(A=T/# 20793) (B=T/# 42307)									
56	1	26014-080162	BOLT M 8X 16	4	4						
56-1	1	26106-080122	BOLT M 8X 12 PLATED	4	4						N
		(A=T/# 20793) (B=T/# 42307)									
57	1	26013-080162	BOLT W/WASHER M8X16	1	1						
57-1	1	26106-080162	BOLT M 8X 16 PLATED	1	1						N
		(A=T/# 20793) (B=T/# 42307)									
58	1	26013-080252	BOLT M 8X 25	1	1						
58-1	1	26106-080252	BOLT M 8X 25 PLATED	1	1						N
		(A=T/# 20793) (B=T/# 42307)									
59	1	26011-080162	BOLT M 8X 16	2	2						
59-1	1	26106-080162	BOLT M 8X 16 PLATED	2	2						N
		(A=T/# 20793) (B=T/# 42307)									
60	1	26011-060122	BOLT M 6X 12	4	4						
60-1	1	26106-060122	BOLT M 6X 12 PLATED	4	4						N
		(A=T/# 20793) (B=T/# 42307)									
61	1	194275-62310	CAP 10, RUBBER	1	1						
62	1	194436-05110-R	COVER, BELT	1	1						
63	1	194446-05121-R	COVER, BELT	1	1						
64	1	194420-05210	BOLT M 6X 16	7	7						
65	1	194446-05220	STAY	1	1						
66	1	22157-060000	WASHER 6	1	1						
67	1	26716-060002	NUT M 6	2	2						
68	1	194432-61670-X	COVER, GEAR BOX	1	1						
69	1	194155-05210	BOLT W/WASHER M6X16	4	4						
70	1	26557-050082	SCREW M 5X 8	2	2						
71	1	22137-050000	WASHER 5, POLISHED	2	2						
72	1	194170-51210	GROMMET 25	1	1						
73	1	194432-61950	PAD, (RUBBER)	2	2						
74	1	194312-61290	PAD, (RUBBER)	3	3						

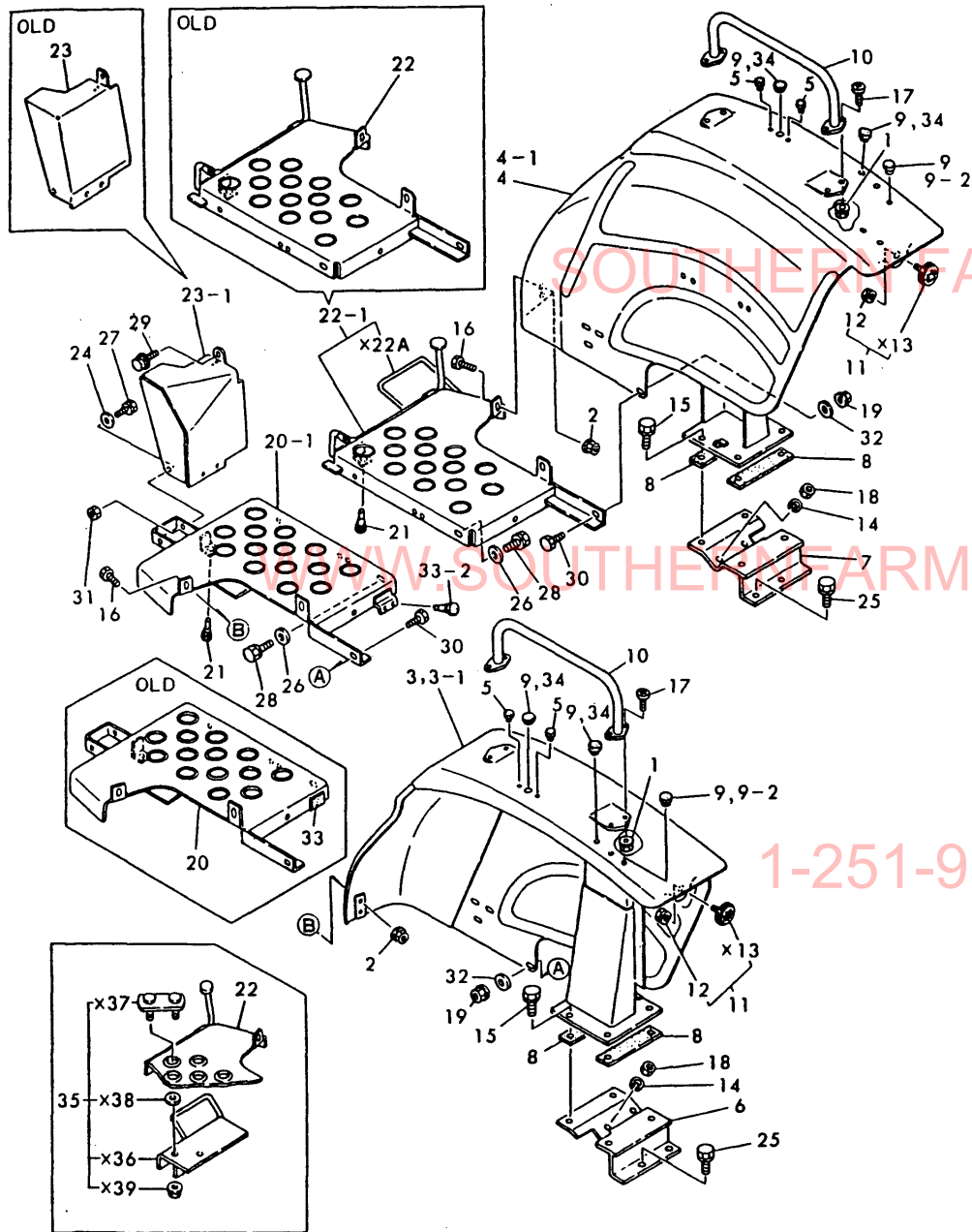


Fig.67. FENDER (U.S.A.)

(A)=YM226  
(B)=YM226D  
(C)=

(D)=  
(E)=  
(F)=

Fig. 67 FENDER (U.S.A.)



REF.	LEV.	PARTS NO.	DESCRIPTION	(A)	(B)	(C)	(D)	(E)	(F)	Q'TY	I	R
1	1	194990-22130	NUT W/WASHER 6	8	8							
2	1	194990-22140	NUT W/WASHER 8	2	2							
3	1	194167-62110-R	FENDER (L)	1	1							
3-1	1	194167-62111-R (A=T/# 20584) (B=T/# 41024)	FENDER (L)	1	1							N
4	1	194167-62120-R	FENDER (R)	1	1							
4-1	1	194167-62121-R (A=T/# 20584) (B=T/# 41024)	FENDER (R)	1	1							N
5	1	194432-62150	CAP 6, RUBBER	4	4							
6	1	194432-62200-R	BRACKET, FENDER	1	1							
7	1	194432-62210-R	BRACKET, FENDER	1	1							
8	1	194432-62230	RUBBER, CUSHION	4	4							
9	1	194275-62320	CAP 12, RUBBER	2	2							
9-1	1	194145-64430 (A=*1981.) (B=*1981.)	GROMMET 12	6	6							N
9-2	1	194145-64430 (A=T/# 20584) (B=T/# 41024)	GROMMET 12	2	2							K
10	1	194740-70270-R	BAR, ASSIST	2	2							
11	1	194740-76200	REFLECTOR	2	2							
12	2	194990-22030	NUT W/WASHER 5	2	2							
14	1	22217-100000	SPRING WASHER 10	4	4							
15	1	26013-100252	BOLT W/WASHER M10X25	8	8							
16	1	26116-080202	BOLT M 8X 20 PLATED	2	2							
16-1	1	26011-080162 (A=T/# 20686) (B=T/# 41496)	BOLT M 8X 16	2	2							N
16-2	1	26106-080162 (A=T/# 20793) (B=T/# 42307)	BOLT M 8X 16 PLATED	2	2							N
17	1	26587-060162	SCREW M 6X 16	8	8							
18	1	26716-100002	NUT M10	4	4							
19	1	194990-22140	NUT W/WASHER 8	4	4							
20	1	194432-62510-X	STEP (L)	1	1							
20-1	1	194432-62511-X (A=T/# 20410) (B=T/# 40760)	STEP (L)	1	1							N
21	1	194330-62530	STOPPER, PEDAL	3	3							
22	1	194432-62530-X	STEP (R)	1	1							
22-1	1	194432-62531-X (A=T/# 20783) (B=T/# 42212)	STEP (R)	1	1							N
23	1	194432-62550-X	PROTECTOR	1	1							
23-1	1	194432-62551-X (A=T/# 20410) (B=T/# 40759)	PROTECTOR	1	1							N
24	1	22137-080000	WASHER 8, POLISHED	3	3							
25	1	26013-100202	BOLT W/WASHER M10X20	4	4							
25-1	1	26106-100202 (A=T/# 20793) (B=T/# 42307)	BOLT M10X 20 PLATED	4	4							N
26	1	22137-100000	WASHER 10,POLISHED	4	4							
26-1	1	22137-100000 (A=T/# 20793) (B=T/# 42307)	WASHER 10,POLISHED	4	4							Z
27	1	26013-080202	BOLT W/WASHER M8X20	3	3							
27-1	1	26106-080162 (A=T/# 20793) (B=T/# 42307)	BOLT M 8X 16 PLATED	3	3							N
28	1	26013-100252	BOLT W/WASHER M10X25	4	4							

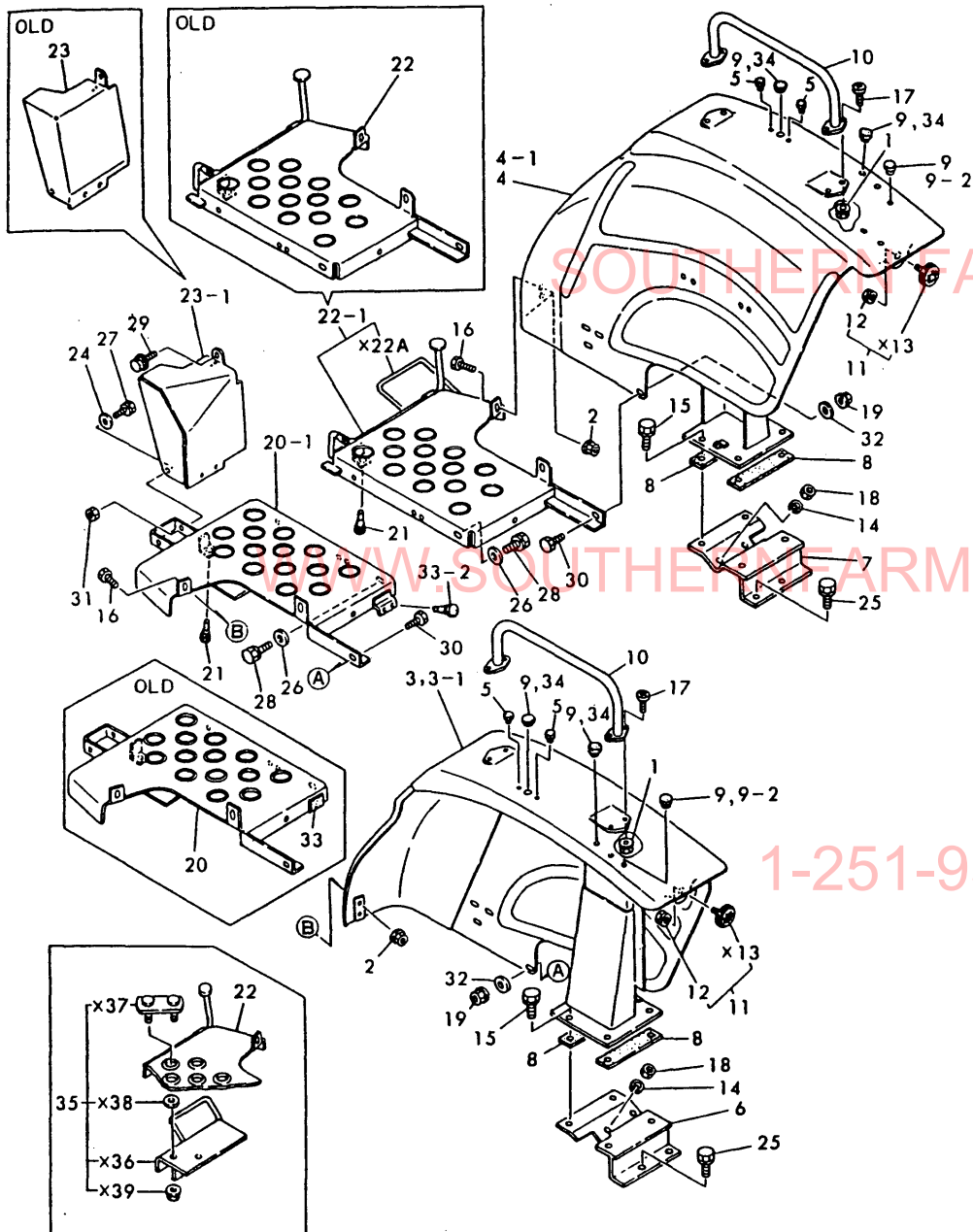
N:Old  $\frac{Yes}{No}$  New, Q:Old  $\frac{No}{Yes}$  New, R:Old  $\frac{Yes}{Yes}$  New, S:Old  $\frac{No}{No}$  New, W:Add, Z:Discontinued, F:Interchangeable by set, K:Q'ty Change  
 ++ CONTINUE ++  
 (C)Copy Rights YANMAR CO.,LTD.

Fig.67. FENDER (U.S.A.)

(A)=YM226  
(B)=YM226D  
(C)=

(D)=  
(E)=  
(F)=

Fig. 67 FENDER (U.S.A.)



REF.	LEV.	PARTS NO.	DESCRIPTION	(A)	(B)	(C)	(D)	(E)	(F)	QTY	I	R
28-1	1	26106-100202 (A=T/# 20793) (B=T/# 42307)	BOLT M10X 20 PLATED	4	4							N
29	1	26014-060142	BOLT M 6X 14	1	1							
29-1	1	194155-05210 (A=T/# 20584) (B=T/# 41024)	BOLT W/WASHER M6X16	1	1							N
30	1	26116-080202	BOLT M 8X 20 PLATED	4	4							
30-1	1	26011-080162 (A=T/# 20686) (B=T/# 41496)	BOLT M 8X 16	4	4							N
30-2	1	26106-080162 (A=T/# 20793) (B=T/# 42307)	BOLT M 8X 16 PLATED	4	4							N
31	1	26716-080002	NUT M 8	1	1							
32	1	22137-080000 (A=*) (B=*)	WASHER 8, POLISHED	4	4							W
32-1	1	22137-080000 (A=T/# 20686) (B=T/# 41496)	WASHER 8, POLISHED	4	4							Z
33	1	194432-62560 (A=T/# 20199) (B=*1982.)	RUBBER, CUSHION	1	1							W
33-1	1	194432-62560 (A=*)	RUBBER, CUSHION	1								Z
33-2	1	194145-61560 (B=T/# 40346)	RUBBER, CUSHION		1							S
34	1	194448-61620 (A=T/# 20584) (B=T/# 41024)	GROMMET 20.5	4	4							W
35	1	794432-01400-X (A=T/# 20783) (B=T/# 42212)	STOPPER KIT, PEDAL	1	1							W 1

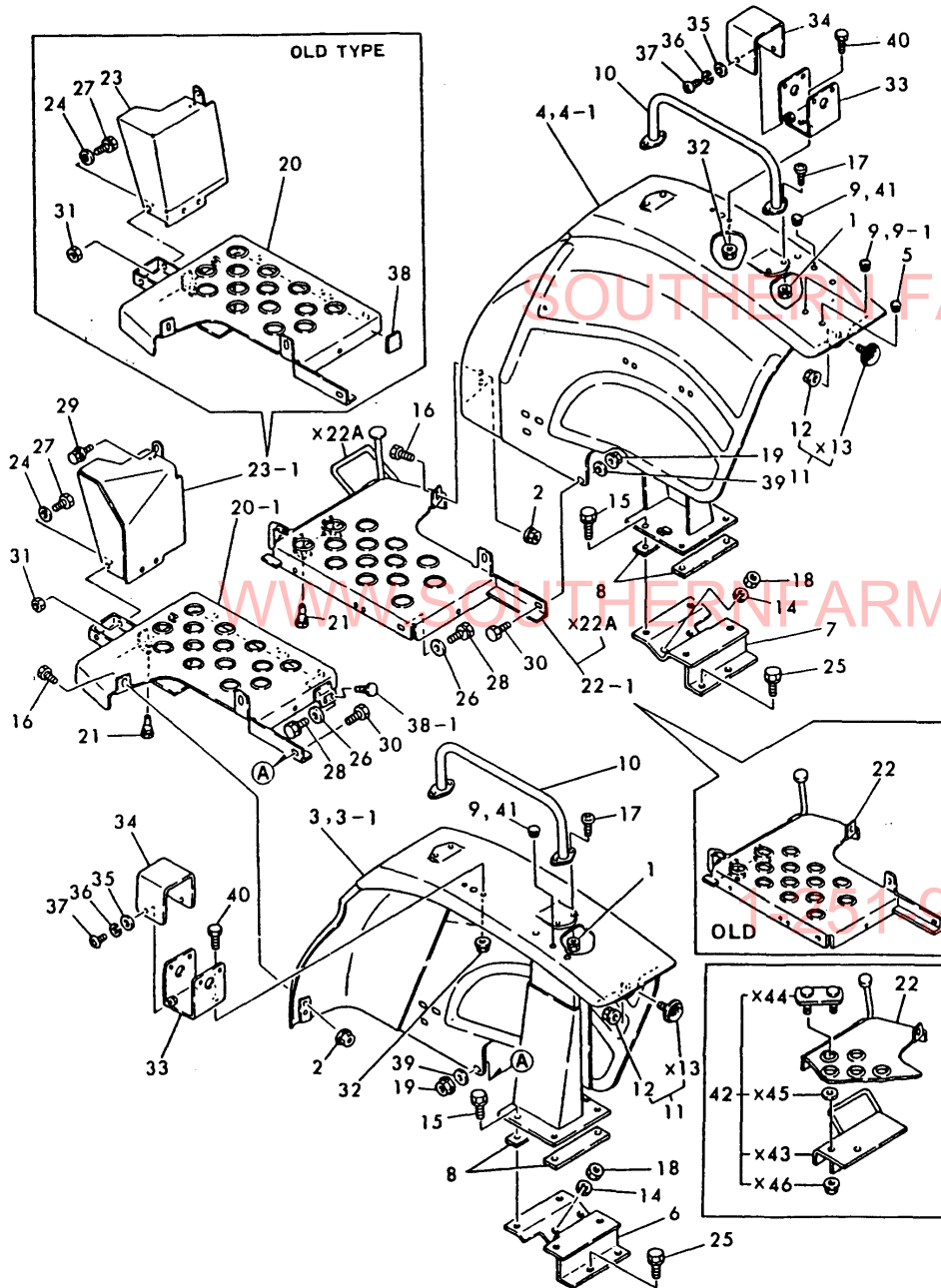


Fig.68. FENDER (EXCEPT U.S.A.)

(A)=YM226  
(B)=YM226D  
(C)=

(D)=  
(E)=  
(F)=

Fig. 68 FENDER (Except U.S.A.)



REF.	LEV.	PARTS NO.	DESCRIPTION	Q'TY						I	R
				(A)	(B)	(C)	(D)	(E)	(F)		
1	1	194990-22130	NUT W/WASHER 6	8	8						
2	1	194990-22140	NUT W/WASHER 8	2	2						
3	1	194167-62110-R	FENDER (L)	1	1						
3-1	1	194167-62111-R	FENDER (L)	1	1						N
		(A=T/# 20585) (B=T/# 41151)									
4	1	194167-62120-R	FENDER (R)	1	1						
4-1	1	194167-62121-R	FENDER (R)	1	1						N
		(A=T/# 20585) (B=T/# 41151)									
5	1	1C6053-26020	CAP, RUBBER	1	1						
6	1	194432-62200-R	BRACKET, FENDER	1	1						
7	1	194432-62210-R	BRACKET, FENDER	1	1						
8	1	194432-62230	RUBBER, CUSHION	4	4						
9	1	194145-64430	GROMMET 12	7	7						
9-1	1	194145-64430	GROMMET 12	5	5						K
		(A=T/# 20584) (B=T/# 41024)									
10	1	194740-70270-P	BAR, ASSIST	2	2						
11	1	194436-64200	REFLECTOR ASSY	2	2						
12	2	194990-22130	NUT W/WASHER 6	2	2						
12-1	2	194990-22030	NUT W/WASHER 5	2	2						N
		(A=T/# 20585) (B=T/# 41151)									
14	1	22217-100000	SPRING WASHER 10	4	4						
15	1	26013-100252	BOLT W/WASHER M10X25	8	8						
16	1	26116-080202	BOLT M 8X 20 PLATED	2	2						
16-1	1	26011-080162	BOLT M 8X 16	2	2						N
		(A=T/# 20686) (B=T/# 41496)									
17	1	26587-060162	SCREW M 6X 16	8	8						
18	1	26716-100002	NUT M10	4	4						
19	1	194990-22140	NUT W/WASHER 8	4	4						
20	1	194432-62510-X	STEP (L)	1	1						
20-1	1	194432-62511-X	STEP (L)	1	1						N
		(A=T/# 20410) (B=T/# 40760)									
21	1	194330-62530	STOPPER, PEDAL	3	3						
22	1	194432-62530-X	STEP (R)	1	1						
22-1	1	194432-62531-X	STEP (R)	1	1						N
		(A=T/# 20783) (B=T/# 42212)									
23	1	194432-62550-X	PROTECTOR	1	1						
23-1	1	194432-62551-X	PROTECTOR	1	1						N
		(A=T/# 20410) (B=T/# 40759)									
24	1	22137-080000	WASHER 8, POLISHED	3	3						
25	1	26013-100202	BOLT W/WASHER M10X20	4	4						
26	1	22137-100000	WASHER 10, POLISHED	4	4						Z
		(A=T/# 20793) (B=T/# 42307)									
27	1	26013-080202	BOLT W/WASHER M8X20	3	3						
27-1	1	26106-080162	BOLT M 8X 16 PLATED	3	3						N
		(A=T/# 20793) (B=T/# 42307)									
28	1	26013-100252	BOLT W/WASHER M10X25	4	4						
28-1	1	26106-100202	BOLT M10X 20 PLATED	4	4						N
		(A=T/# 20793) (B=T/# 42307)									
29	1	26014-060142	BOLT M 6X 14	1	1						
29-1	1	194155-05210	BOLT W/WASHER M6X16	1	1						N
		(A=T/# 20584) (B=T/# 41024)									

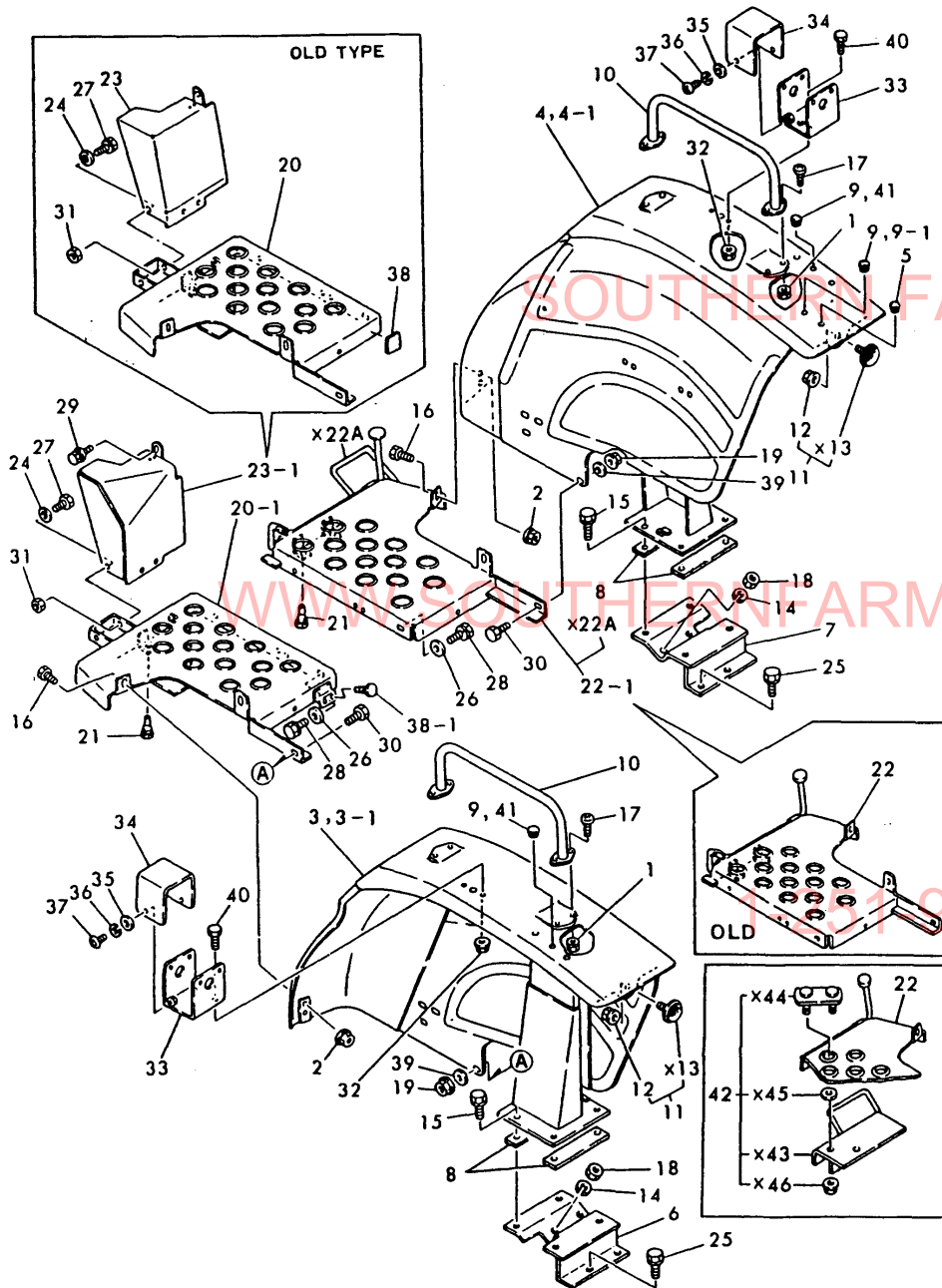
N:Old  $\frac{Yes}{No}$  New, Q:Old  $\frac{No}{Yes}$  New, R:Old  $\frac{Yes}{Yes}$  New, S:Old  $\frac{No}{No}$  New, W:Add, Z:Discontinued, F:Interchangeable by set, K:Q'ty Change  
 ++ CONTINUE ++  
 (C)Copy Rights YANMAR CO.,LTD.

Fig.68. FENDER (EXCEPT U.S.A.)

(A)=YM226  
(B)=YM226D  
(C)=

(D)=  
(E)=  
(F)=

Fig. 68 FENDER (Except U.S.A.)



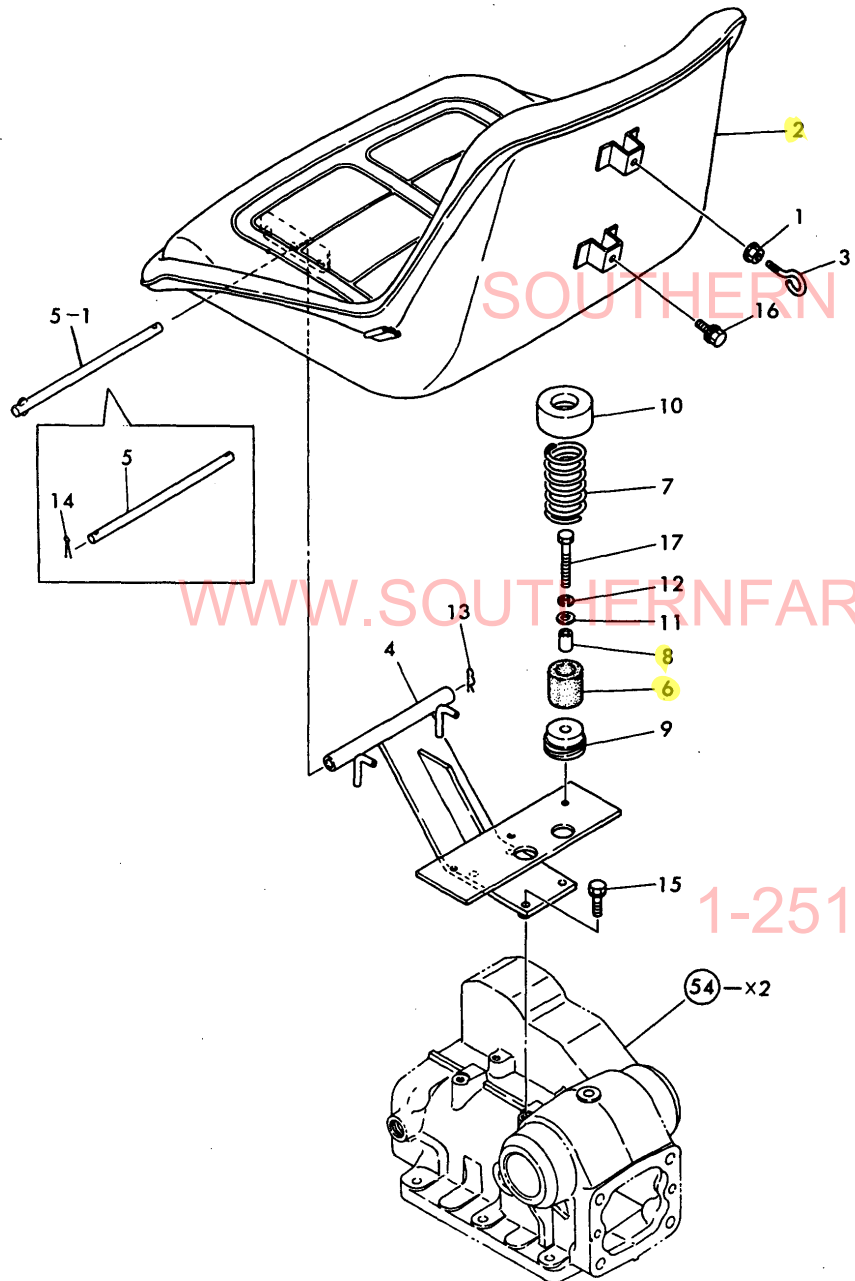
REF.	LEV.	PARTS NO.	DESCRIPTION	Q'TY						I	R
				(A)	(B)	(C)	(D)	(E)	(F)		
30	1	26116-080202	BOLT M 8X 20 PLATED	4	4						
30-1	1	26011-080162	BOLT M 8X 16	4	4						N
		(A=T/# 20686) (B=T/# 41496)									
30-2	1	26106-080162	BOLT M 8X 16 PLATED	4	4						N
		(A=T/# 20793) (B=T/# 42307)									
31	1	26716-080002	NUT M 8	1	1						
32	1	194990-22130	NUT W/WASHER 6	4	4						
33	1	194240-62250-R	BRACKET	2	2						
33-1	1	194240-62251-R	BRACKET	2	2						S
		(A=T/# 20199) (B=T/# 40346)									
34	1	194240-62260-R	HOOD, TURN SIGNAL	2	2						
35	1	22137-060000	WASHER 6, POLISHED	4	4						
36	1	22217-060000	SPRING WASHER 6	4	4						
37	1	26557-060122	SCREW M 6X 12,PAN HD	4	4						
38	1	194432-62560	RUBBER, CUSHION	1	1						
38-1	1	194145-61560	RUBBER, CUSHION		1						S
		(B=T/# 40346)									
39	1	22137-080000	WASHER 8, POLISHED	4	4						Z
		(A=T/# 20584) (B=T/# 41024)									
40	1	26116-060162	BOLT M 6X 16 PLATED	4	4						
41	1	194448-61620	GROMMET 20.5	2	2						W
		(A=T/# 20584) (B=T/# 41024)									
42	1	794432-01400-X	STOPPER KIT, PEDAL	1	1						W 1
		(A=T/# 20783) (B=T/# 42212)									

Fig.69. SEAT (U.S.A.)

(A)=YM226  
(B)=YM226D  
(C)=

(D)=  
(E)=  
(F)=

Fig. 69 SEAT (U.S.A.)



REF.	LEV.	PARTS NO.	DESCRIPTION	Q'TY						I	R
				(A)	(B)	(C)	(D)	(E)	(F)		
1	1	194990-22130	NUT W/WASHER 6	1	1						
2	1	194170-63110-X	SEAT, OPERATOR	1	1						
2-1	1	194170-63111-X	SEAT, OPERATOR	1	1						N
		(A=T/# 20793) (B=T/# 42302)									
3	1	194275-63120	BOLT	1	1						
4	1	194432-63210-X	BRACKET, SEAT	1	1						
5	1	194140-63221	PIN, HINGE	1	1						
6	1	194151-63240	RUBBER, CUSHION	2	2						
7	1	194281-63240	SPRING	2	2						
8	1	194151-63250	COLLAR	2	2						
9	1	194322-63250	HOLDER	2	2						
10	1	194322-63280	RETAINER	2	2						
11	1	22137-080000	WASHER 8, POLISHED	2	2						Z
		(A=T/# 20793) (B=T/# 42307)									
12	1	22217-080000	SPRING WASHER 8	2	2						Z
		(A=T/# 20793) (B=T/# 42307)									
13	1	22360-080000	SNAP PIN 8	1	1						
14	1	22417-200200	COTTER PIN 2.0X20	1	1						Z
		(A=* ) (B=* )									
15	1	26013-080252	BOLT M 8X 25	4	4						
15-1	1	26106-080252	BOLT M 8X 25 PLATED	4	4						N
		(A=T/# 20793) (B=T/# 42307)									
16	1	26014-060202	BOLT M 6X 20	1	1						
16-1	1	26106-060162	BOLT M 6X 16 PLATED	1	1						N
		(A=T/# 20793) (B=T/# 42307)									
17	1	26116-080602	BOLT M 8X 60 PLATED	2	2						
17-1	1	26116-080552	BOLT M 8X 55 PLATED	2	2						N
		(A=T/# 20705) (B=T/# 41820)									
17-2	1	26106-080552	BOLT M 8X 55 PLATED	2	2						N
		(A=T/# 20793) (B=T/# 42307)									

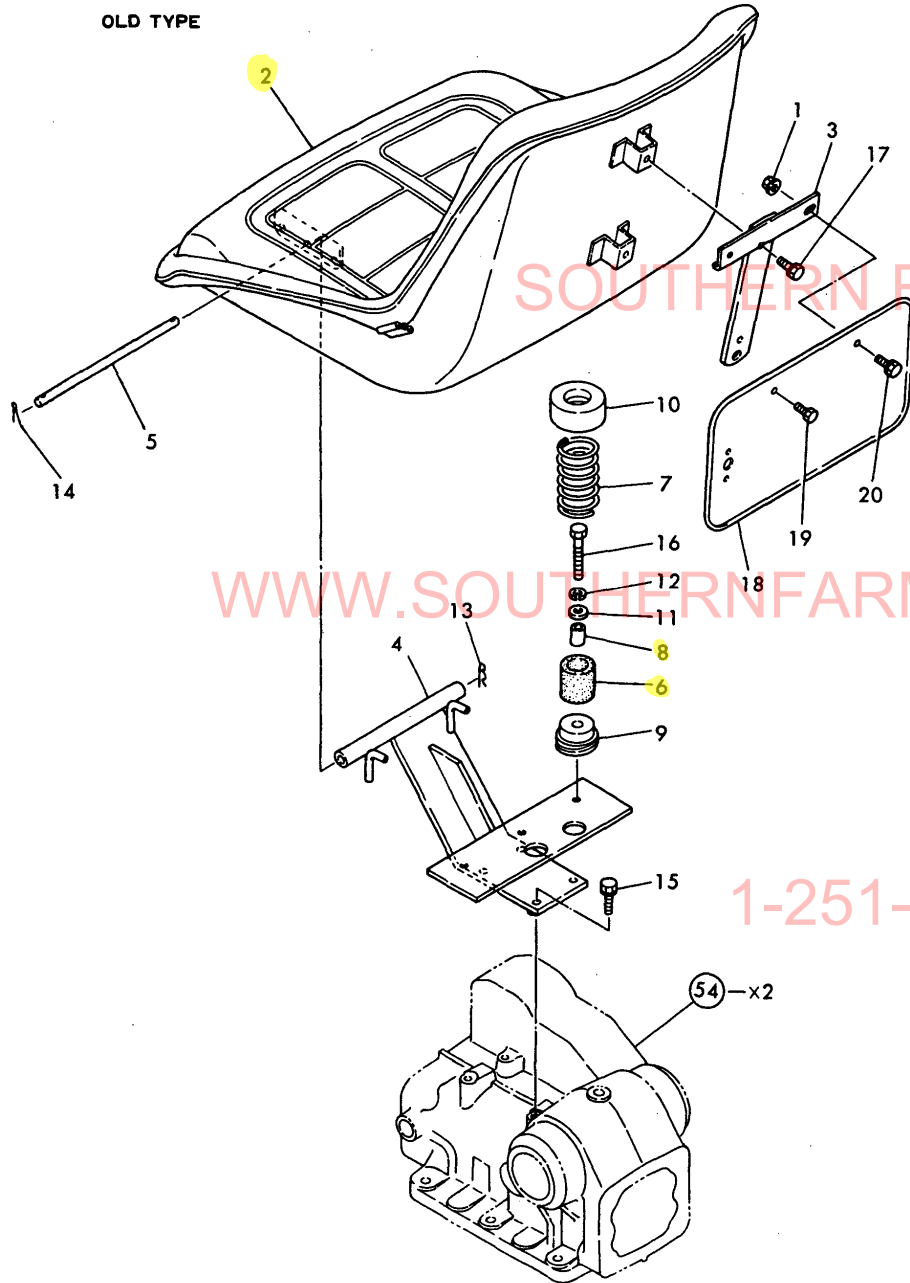
1-251-957-2857

Fig.70. SEAT (FRANCE)

(A)=YM226  
(B)=YM226D  
(C)=

(D)=  
(E)=  
(F)=

Fig. 70 SEAT (France)



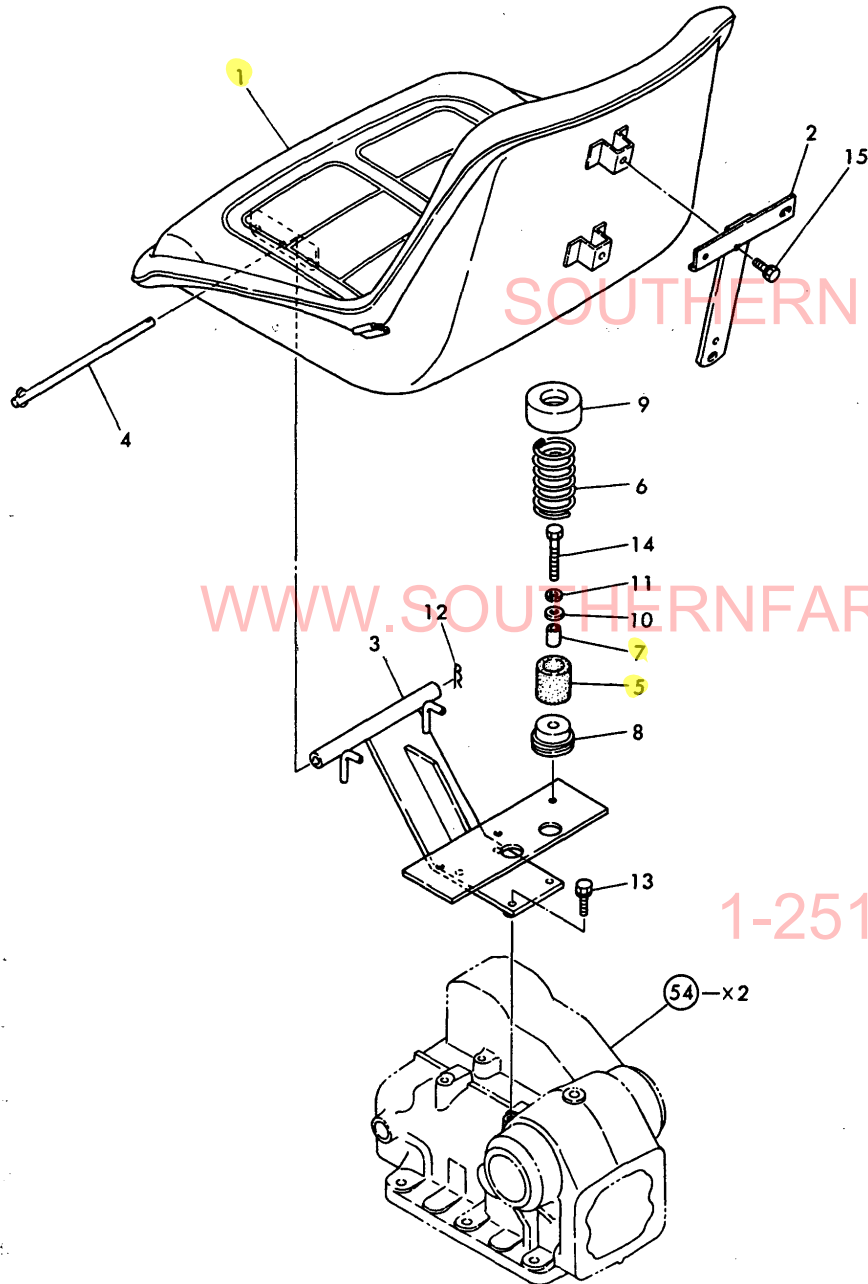
REF.	LEV.	PARTS NO.	DESCRIPTION	Q'TY						I	R
				(A)	(B)	(C)	(D)	(E)	(F)		
1	1	194990-22130 (A=*) (B=*)	NUT W/WASHER 6	1	1						Z
2	1	194170-63110-X (A=*) (B=*)	SEAT, OPERATOR	1	1						Z
3	1	194448-63120-X (A=*) (B=*)	STAY, NUMBER PLATE	1	1						Z
4	1	194432-63210-X (A=*) (B=*)	BRACKET, SEAT	1	1						Z
5	1	194140-63221 (A=*) (B=*)	PIN, HINGE	1	1						Z
6	1	194151-63240 (A=*) (B=*)	RUBBER, CUSHION	2	2						Z
7	1	194281-63240 (A=*) (B=*)	SPRING	2	2						Z
8	1	194151-63250 (A=*) (B=*)	COLLAR	2	2						Z
9	1	194322-63250 (A=*) (B=*)	HOLDER	2	2						Z
10	1	194322-63280 (A=*) (B=*)	RETAINER	2	2						Z
11	1	22137-080000 (A=*) (B=*)	WASHER 8, POLISHED	2	2						Z
12	1	22217-080000 (A=*) (B=*)	SPRING WASHER 8	2	2						Z
13	1	22360-080000 (A=*) (B=*)	SNAP PIN 8	1	1						Z
14	1	22417-200200 (A=*) (B=*)	COTTER PIN 2.0X20	1	1						Z
15	1	26013-080252 (A=*) (B=*)	BOLT M 8X 25	4	4						Z
16	1	26116-080602 (A=*) (B=*)	BOLT M 8X 60 PLATED	2	2						Z
17	1	26013-060162 (A=*) (B=*)	BOLT M 6X 16	2	2						Z
18	1	194436-64510 (A=*) (B=*)	PLATE, LICENSE	1	1						Z 1
19	1	26116-060122 (A=*) (B=*)	BOLT M 6X 12	1	1						Z
20	1	26013-060122 (A=*) (B=*)	BOLT M 6X 12	1	1						Z

Fig.71. SEAT (EXCEPT FRANCE & U.S.A.)

(A)=YM226  
(B)=YM226D  
(C)=

(D)=  
(E)=  
(F)=

Fig. 71 SEAT (Except France & U.S.A.)



REF.	LEV.	PARTS NO.	DESCRIPTION	Q'TY						I	R
				(A)	(B)	(C)	(D)	(E)	(F)		
1	1	194448-63110-X	SEAT, OPERATOR	1	1						
2	1	194448-63120-X	STAY, NUMBER PLATE	1	1						
3	1	194432-63210-X	BRACKET, SEAT	1	1						
4	1	194140-63221	PIN, HINGE	1	1						
5	1	194151-63240	RUBBER, CUSHION	2	2						
6	1	194281-63240	SPRING	2	2						
7	1	194151-63250	COLLAR	2	2						
8	1	194322-63250	HOLDER	2	2						
9	1	194322-63280	RETAINER	2	2						
10	1	22137-080000	WASHER 8, POLISHED	2	2						
11	1	22217-080000	SPRING WASHER 8	2	2						
12	1	22360-080000	SNAP PIN 8	1	1						
13	1	26013-080252	BOLT M 8X 25	4	4						
14	1	26116-080552	BOLT M 8X 55 PLATED	2	2						
15	1	194155-05210	BOLT W/WASHER M6X16	2	2						

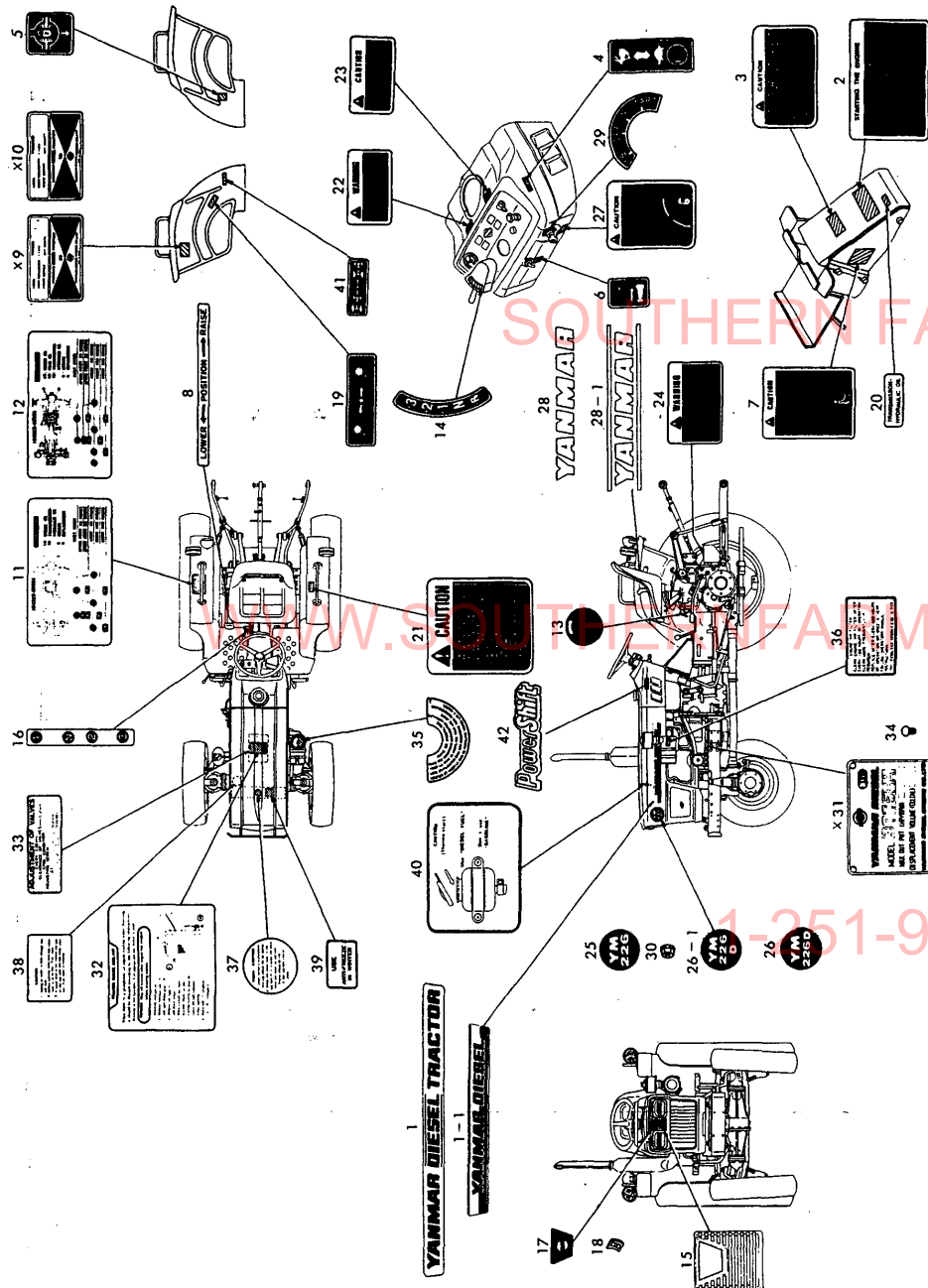
WWW.SOUTHERNFARMEQUIPMENTIMPORTS.COM

1-251-957-2857

Fig.72. LABELS (U.S.A.)

(A)=YM226  
(B)=YM226D  
(C)=

(D)=  
(E)=  
(F)=

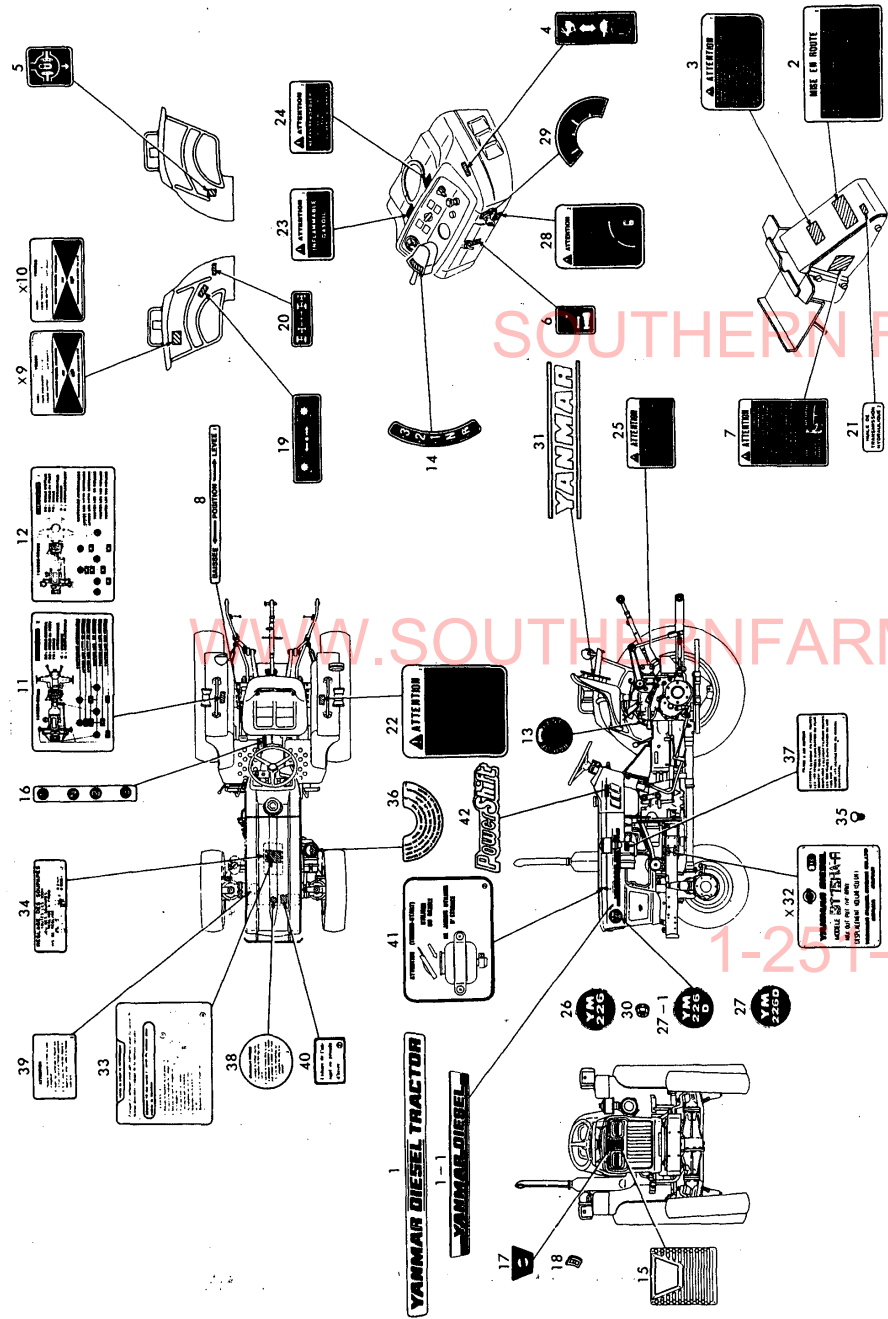


REF.	LEV.	PARTS NO.	DESCRIPTION	QTY						I	R
				(A)	(B)	(C)	(D)	(E)	(F)		
1	1	194446-64751	LABEL, MODEL	2	2						
1-1	1	194446-64752	LABEL, SIDE	2	2						N
		(A=*1981.) (B=*1981.)									
2	1	194446-65351	LABEL, ENG. STARTING	1	1						
2-1	1	194446-65352	LABEL, ENG. STARTING	1	1						R
		(A=*1982.) (B=*1982.)									
3	1	194446-65361	LABEL, COLD STARTING	1	1						
4	1	194240-65432	LABEL, THROTTLE LEVER	1	1						
5	1	194240-65441	LABEL, DIFF. LOCK	1	1						
6	1	194370-65451	LABEL, DECOMPRESSION	1	1						
7	1	194446-65461	LABEL, CLUTCH CAUTION	1	1						
8	1	194170-65510	LABEL, HYDRAULIC LIFT	1	1						
11	1	194322-65561	LABEL, LUBRICATION	1							
12	1	194323-65561	LABEL, LUBRICATION		1						
13	1	194170-65570	LABEL, SLOW RETURN	1	1						
14	1	194170-65580	LABEL, MAIN SHIFT	1	1						
15	1	194420-65590	EMBLEM, FLAME	1	1						
16	1	194432-65590	LABEL, RANGE SHIFT	1	1						
17	1	194448-65600	EMBLEM, FRONT	1	1						
18	1	194200-65610	NUT 5	4	4						
19	1	194273-65611	LABEL, P.T.O. SHIFT	1	1						
20	1	194446-65630	LABEL, GEAR OIL	1	1						
21	1	194275-65660	LABEL, CAUTION	1	1						
22	1	194240-65671	LABEL, FUEL INDICAT.	1	1						
23	1	194446-65681	LABEL, DO NOT TOW	1	1						
24	1	194170-65620	LABEL, WARNING	1	1						
25	1	194432-65720	LABEL, SIDE MARK	2							
25-1	1	194432-65721	LABEL, SIDE MARK	2							N
		(A=*1981.)									
26	1	194433-65720	LABEL, SIDE MARK		2						
26-1	1	194433-65721	LABEL, SIDE MARK		2						N
		(B=*1981.)									
27	1	194170-65470	LABEL, LEVER POSITION	1	1						
28	1	194170-65890	LABEL, SEAT	1	1						
28-1	1	194170-65891	LABEL, SEAT	1	1						N
		(A=*1981.) (B=*1981.)									
29	1	194310-65720	LABEL, KEY SWITCH	1	1						
30	1	194990-22120	NUT W/WASHER 5	4	4						
32	1	121254-07150	LABEL, WATER DRAIN	1	1						
33	1	124064-07160	LABEL, VALVE ADJUST.	1	1						
34	1	102210-07990	RIVET	4	4						
35	1	121454-12480	LABEL, PRE-CLEANER	1	1						
36	1	121454-12520	LABEL, AIR-CLEANER	1	1						
37	1	124764-44800	LABEL, RADIATOR	1	1						
38	1	124764-44810	LABEL, RESERVE TANK	1	1						
39	1	124764-44920	LABEL, ANTI-FREEZING	1	1						
40	1	124764-77980	LABEL, FUEL CAUTION	1	1						
41	1	194447-65621	LABEL, 4-DRIVE WHEEL		1						
42	1	194800-65350	LABEL, MAIN SHIFT	2	2						W
		(A=T/# 20615) (B=T/# 41206)									

Fig. 72 LABELS (U.S.A.)



Fig.73. LABELS (FRANCE)



(A)=YM226  
(B)=YM226D  
(C)=

(D)=  
(E)=  
(F)=

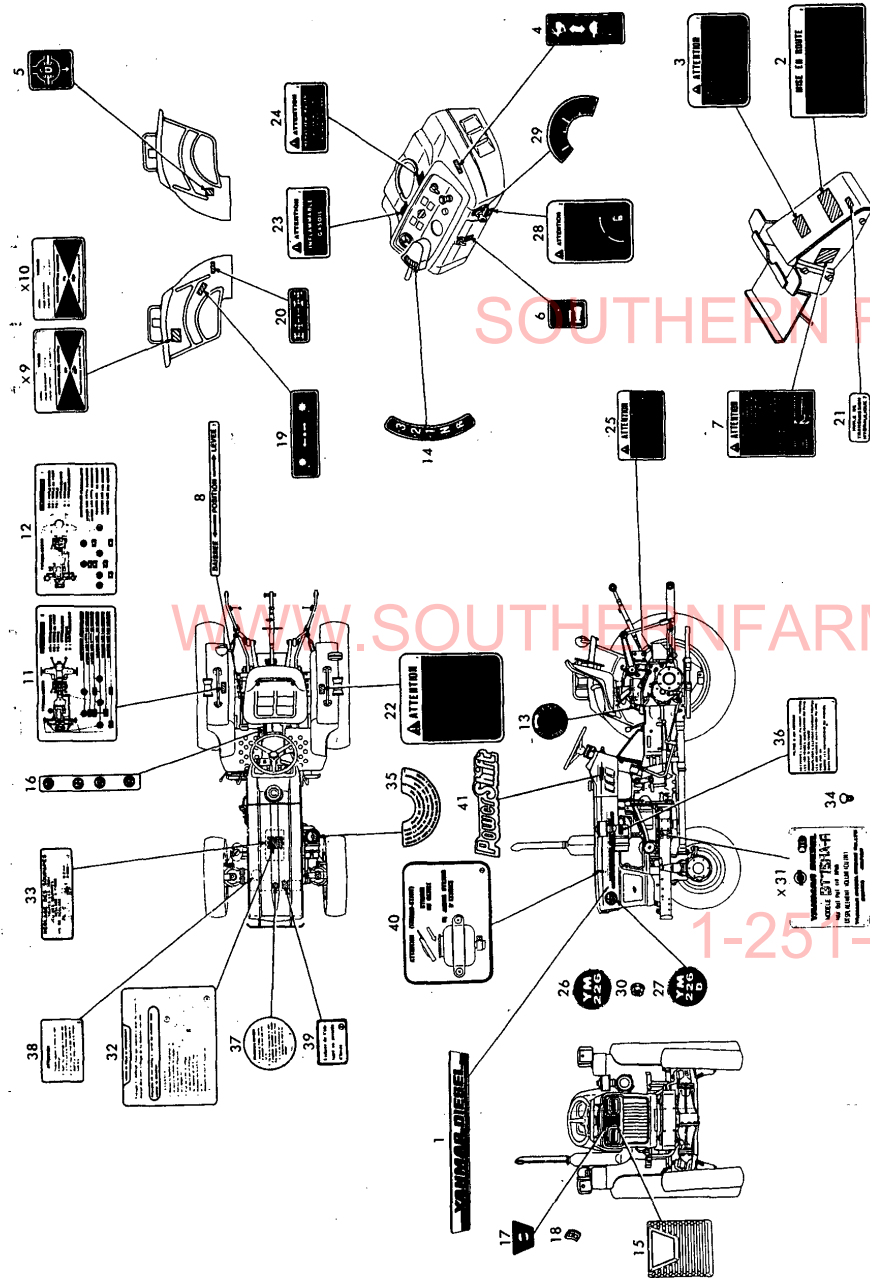
REF.	LEV.	PARTS NO.	DESCRIPTION	QTY						I	R
				(A)	(B)	(C)	(D)	(E)	(F)		
1	1	194446-64751	LABEL, MODEL	2	2						
1-1	1	194446-64752	LABEL, SIDE	2	2						N
		(A=*1981.) (B=*1981.)									
2	1	194448-65350	LABEL, ENG. STARTING	1	1						
3	1	194448-65360	LABEL, COLD STARTING	1	1						
4	1	194240-65432	LABEL, THROTTLE LEVER	1	1						
5	1	194240-65441	LABEL, DIFF. LOCK	1	1						
6	1	194370-65451	LABEL, DECOMPRESSION	1	1						
7	1	194448-65460	LABEL, CLUTCH CAUTION	1	1						
8	1	194172-65510	LABEL, P. INDICATION	1	1						
11	1	194324-65560	LABEL, LUBRICATION	1							
12	1	194325-65560	LABEL, LUBRICATION		1						
13	1	194172-65570	LABEL SLOW RETURN	1	1						
14	1	194170-65580	LABEL, MAIN SHIFT	1	1						
15	1	194420-65590	EMBLEM, FLAME	1	1						
16	1	194432-65590	LABEL, RANGE SHIFT	1	1						
17	1	194448-65600	EMBLEM, FRONT	1	1						
18	1	194200-65610	NUT 5	4	4						
19	1	194273-65611	LABEL, P.T.O. SHIFT	1	1						
20	1	194447-65621	LABEL, 4-DRIVE WHEEL		1						
21	1	194448-65630	LABEL, GEAR OIL	1	1						
22	1	194448-65660	LABEL, CAUTION	1	1						
23	1	194240-98221	LABEL, FUEL OIL	1	1						
24	1	194448-65680	LABEL, DO NOT TOW	1	1						
25	1	194170-65620	LABEL, WARNING	1	1						
25-1	1	194448-65620	LABEL, WARNING	1	1						N
		(A=*) (B=*)									
26	1	194432-65720	LABEL, SIDE MARK		2						
26-1	1	194432-65721	LABEL, SIDE MARK		2						N
		(A=*1981.)									
27	1	194433-65720	LABEL, SIDE MARK		2						
27-1	1	194433-65721	LABEL, SIDE MARK		2						N
		(B=*1981.)									
28	1	194500-65470	LABEL, LEVER POSITION	1	1						
29	1	194240-98251	LABEL, KEY SWITCH	1	1						
30	1	194990-22120	NUT W/WASHER 5	4	4						
31	1	194170-65891	LABEL, SEAT	1	1						
33	1	121241-07150	LABEL, WATER DRAIN	1	1						
34	1	124040-07160	LABEL, VALVE ADJUST.	1	1						
35	1	102210-07990	RIVET	4	4						
36	1	121440-12480	LABEL, AIR CLEANER(F	1	1						
37	1	121440-12520	LABEL, PRE-CLEANER(F	1	1						
38	1	124740-44800	LABEL, RADIATOR	1	1						
39	1	124740-44810	LABEL, SUB-TANK	1	1						
40	1	124740-44920	LABEL, ANTI-FREEZING	1	1						
41	1	124740-77980	LABEL, FUEL CAUTION	1	1						
42	1	194800-65350	LABEL, MAIN SHIFT	2	2						W
		(A=T/# 20615) (B=T/# 41206)									

Fig. 73 LABELS (France)

Fig.74. LABELS (EUROPE)

(A)=YM226  
(B)=YM226D  
(C)=

(D)=  
(E)=  
(F)=



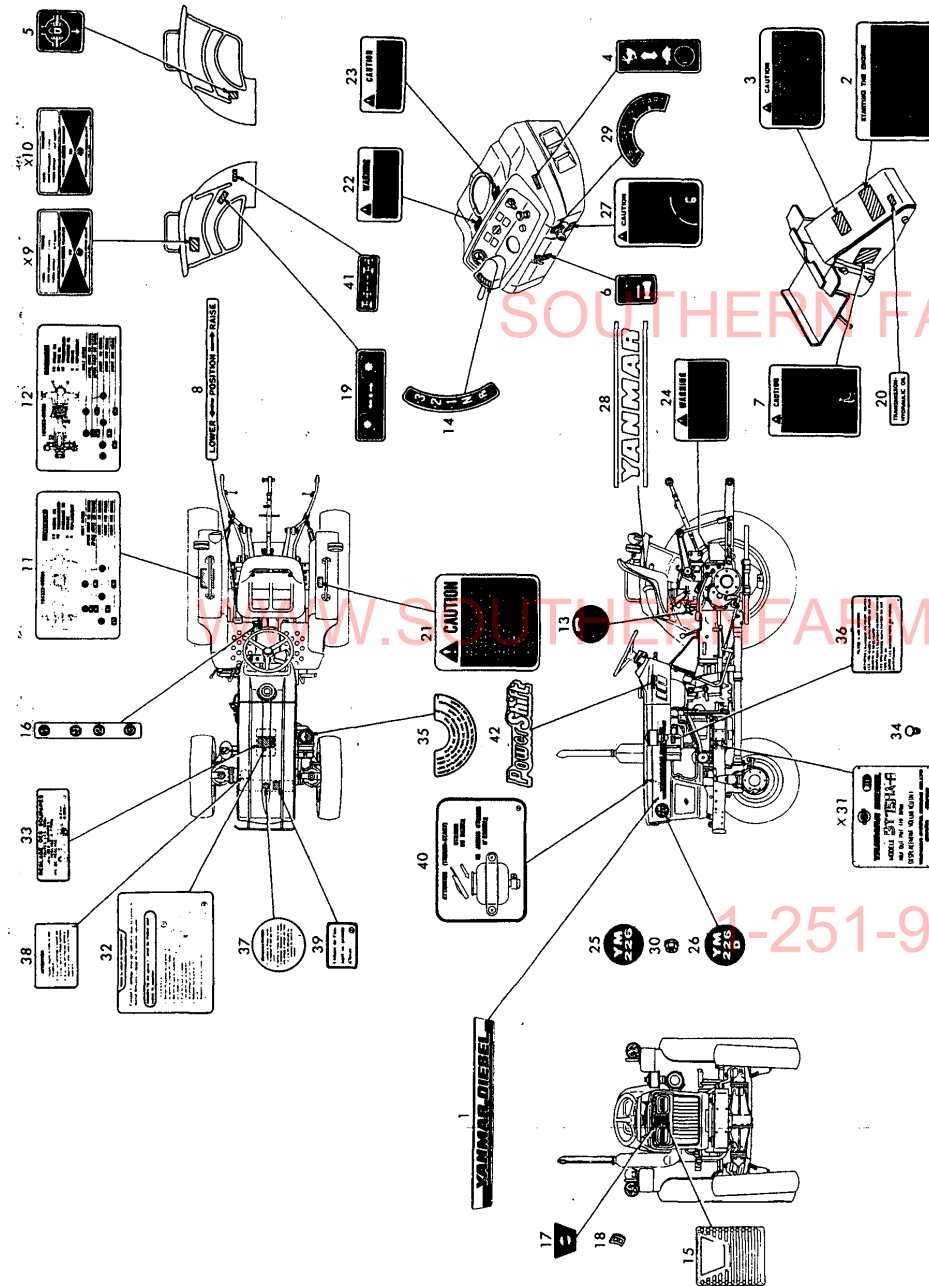
REF.	LEV.	PARTS NO.	DESCRIPTION	Q'TY						I	R
				(A)	(B)	(C)	(D)	(E)	(F)		
1	1	194446-64752	LABEL, SIDE	2	2						
2	1	194448-65350	LABEL, ENG. STARTING	1	1						
3	1	194448-65360	LABEL, COLD STARTING	1	1						
4	1	194240-65432	LABEL, THROTTLE LEVER	1	1						
5	1	194240-65441	LABEL, DIFF. LOCK	1	1						
6	1	194370-65451	LABEL, DECOMPRESSION	1	1						
7	1	194448-65460	LABEL, CLUTCH CAUTION	1	1						
8	1	194172-65510	LABEL, P. INDICATION	1	1						
11	1	194324-65560	LABEL, LUBRICATION	1							
12	1	194325-65560	LABEL, LUBRICATION		1						
13	1	194172-65570	LABEL, SLOW RETURN	1	1						
14	1	194170-65580	LABEL, MAIN SHIFT	1	1						
15	1	194420-65590	EMBLEM, FLAME	1	1						
16	1	194432-65590	LABEL, RANGE SHIFT	1	1						
17	1	194448-65600	EMBLEM, FRONT	1	1						
18	1	194200-65610	NUT 5	4	4						
19	1	194273-65611	LABEL, P.T.O. SHIFT	1	1						
20	1	194447-65621	LABEL, 4-DRIVE WHEEL		1						
21	1	194448-65630	LABEL, GEAR OIL	1	1						
22	1	194448-65660	LABEL, CAUTION	1	1						
23	1	194240-98221	LABEL, FUEL OIL	1	1						
24	1	194448-65680	LABEL, DO NOT TOW	1	1						
25	1	194448-65620	LABEL, WARNING	1	1						
26	1	194432-65721	LABEL, SIDE MARK	2							
27	1	194433-65721	LABEL, SIDE MARK		2						
28	1	194500-65470	LABEL, LEVER POSITION	1	1						
29	1	194240-98251	LABEL, KEY SWITCH	1	1						
30	1	194990-22120	NUT W/WASHER 5	4	4						
32	1	121241-07150	LABEL, WATER DRAIN	1	1						
33	1	124040-07160	LABEL, VALVE ADJUST.	1	1						
34	1	102210-07990	RIVET	4	4						
35	1	121440-12480	LABEL, AIR CLEANER(F)	1	1						
36	1	121440-12520	LABEL, PRE-CLEANER(F)	1	1						
37	1	124740-44800	LABEL, RADIATOR	1	1						
38	1	124740-44810	LABEL, SUB-TANK	1	1						
39	1	124740-44920	LABEL, ANTI-FREEZING	1	1						
40	1	124740-77980	LABEL, FUEL CAUTION	1	1						
41	1	194800-65350	LABEL, MAIN SHIFT	2	2						

Fig. 74 LABELS (Europe)

Fig.75. LABELS (ENGLAND)

(A)=YM226  
(B)=YM226D  
(C)=

(D)=  
(E)=  
(F)=



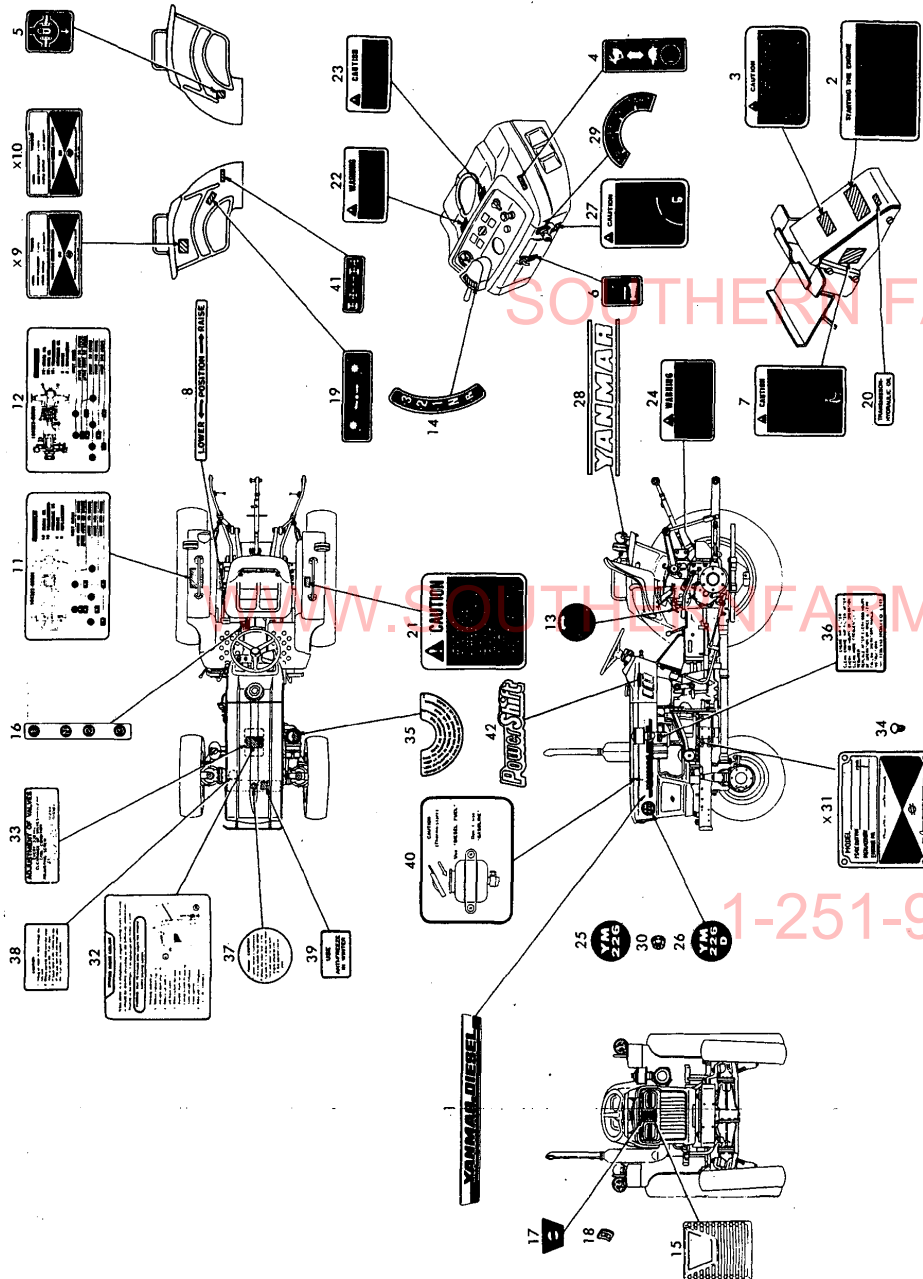
REF.	LEV.	PARTS NO.	DESCRIPTION	QTY						I	R
				(A)	(B)	(C)	(D)	(E)	(F)		
1	1	194446-64752	LABEL, SIDE	2	2						
2	1	194446-65352	LABEL, ENG. STARTING	1	1						
3	1	194446-65361	LABEL, COLD STARTING	1	1						
4	1	194240-65432	LABEL, THROTTLE LEVER	1	1						
5	1	194240-65441	LABEL, DIFF. LOCK	1	1						
6	1	194370-65451	LABEL, DECOMPRESSION	1	1						
7	1	194446-65461	LABEL, CLUTCH CAUTION	1	1						
8	1	194170-65510	LABEL, HYDRAULIC LIFT	1	1						
11	1	194322-65561	LABEL, LUBRICATION	1							
12	1	194323-65561	LABEL, LUBRICATION		1						
13	1	194170-65570	LABEL, SLOW RETURN	1	1						
14	1	194170-65580	LABEL, MAIN SHIFT	1	1						
15	1	194420-65590	EMBLEM, FLAME	1	1						
16	1	194432-65590	LABEL, RANGE SHIFT	1	1						
17	1	194448-65600	EMBLEM, FRONT	1	1						
18	1	194200-65610	NUT 5	4	4						
19	1	194273-65611	LABEL, P.T.O. SHIFT	1	1						
20	1	194446-65630	LABEL, GEAR OIL	1	1						
21	1	194275-65660	LABEL, CAUTION	1	1						
22	1	194240-65671	LABEL, FUEL INDICAT.	1	1						
23	1	194446-65681	LABEL, DO NOT TOW	1	1						
24	1	194170-65620	LABEL, WARNING	1	1						
25	1	194432-65721	LABEL, SIDE MARK	2							
26	1	194433-65721	LABEL, SIDE MARK		2						
27	1	194170-65470	LABEL, LEVER POSITION	1	1						
28	1	194170-65891	LABEL, SEAT	1	1						
29	1	194310-65720	LABEL, KEY SWITCH	1	1						
30	1	194990-22120	NUT W/WASHER 5	4	4						
32	1	121241-07150	LABEL, WATER DRAIN	1	1						
33	1	124040-07160	LABEL, VALVE ADJUST.	1	1						
34	1	102210-07990	RIVET	4	4						
35	1	121440-12520	LABEL, PRE-CLEANER(F)	1	1						
36	1	121440-12480	LABEL, AIR CLEANER(F)	1	1						
37	1	124740-44800	LABEL, RADIATOR	1	1						
38	1	124740-44810	LABEL, SUB-TANK	1	1						
39	1	124740-44920	LABEL, ANTI-FREEZING	1	1						
40	1	124740-77980	LABEL, FUEL CAUTION	1	1						
41	1	194447-65621	LABEL, 4-DRIVE WHEEL		1						
42	1	194800-65350	LABEL, MAIN SHIFT	2	2						

Fig. 75 LABELS (England)

Fig.76. LABELS (SCANDINAVIA)

(A)=YM226  
(B)=YM226D  
(C)=

(D)=  
(E)=  
(F)=



REF.	LEV.	PARTS NO.	DESCRIPTION	QTY						I	R
				(A)	(B)	(C)	(D)	(E)	(F)		
1	1	194446-64752	LABEL, SIDE	2	2						
2	1	194446-65352	LABEL, ENG. STARTING	1	1						
3	1	194446-65361	LABEL, COLD STARTING	1	1						
4	1	194240-65432	LABEL, THROTTLE LEVER	1	1						
5	1	194240-65441	LABEL, DIFF. LOCK	1	1						
6	1	194370-65451	LABEL, DECOMPRESSION	1	1						
7	1	194446-65461	LABEL, CLUTCH CAUTION	1	1						
8	1	194170-65510	LABEL, HYDRAULIC LIFT	1	1						
11	1	194322-65561	LABEL, LUBRICATION	1							
12	1	194323-65561	LABEL, LUBRICATION		1						
13	1	194170-65570	LABEL, SLOW RETURN	1	1						
14	1	194170-65580	LABEL, MAIN SHIFT	1	1						
15	1	194420-65590	EMBLEM, FLAME	1	1						
16	1	194432-65590	LABEL, RANGE SHIFT	1	1						
17	1	194448-65600	EMBLEM, FRONT	1	1						
18	1	194200-65610	NUT 5	4	4						
19	1	194273-65611	LABEL, P.T.O. SHIFT	1	1						
20	1	194446-65630	LABEL, GEAR OIL	1	1						
21	1	194275-65660	LABEL, CAUTION	1	1						
22	1	194240-65671	LABEL, FUEL INDICAT.	1	1						
23	1	194446-65681	LABEL, DO NOT TOW	1	1						
24	1	194170-65620	LABEL, WARNING	1	1						
25	1	194432-65721	LABEL, SIDE MARK	2							
26	1	194433-65721	LABEL, SIDE MARK		2						
27	1	194170-65470	LABEL, LEVER POSITION	1	1						
28	1	194170-65891	LABEL, SEAT	1	1						
29	1	194310-65720	LABEL, KEY SWITCH	1	1						
30	1	194990-22120	NUT W/WASHER 5	4	4						
32	1	121241-07150	LABEL, WATER DRAIN	1	1						
33	1	124040-07160	LABEL, VALVE ADJUST.	1	1						
34	1	102210-07990	RIVET	4	4						
35	1	121440-12520	LABEL, PRE-CLEANER(F)	1	1						
36	1	121440-12480	LABEL, AIR CLEANER(F)	1	1						
37	1	124740-44800	LABEL, RADIATOR	1	1						
38	1	124740-44810	LABEL, SUB-TANK	1	1						
39	1	124740-44920	LABEL, ANTI-FREEZING	1	1						
40	1	124740-77980	LABEL, FUEL CAUTION	1	1						
41	1	194447-65621	LABEL, 4-DRIVE WHEEL		1						
42	1	194800-65350	LABEL, MAIN SHIFT	2	2						

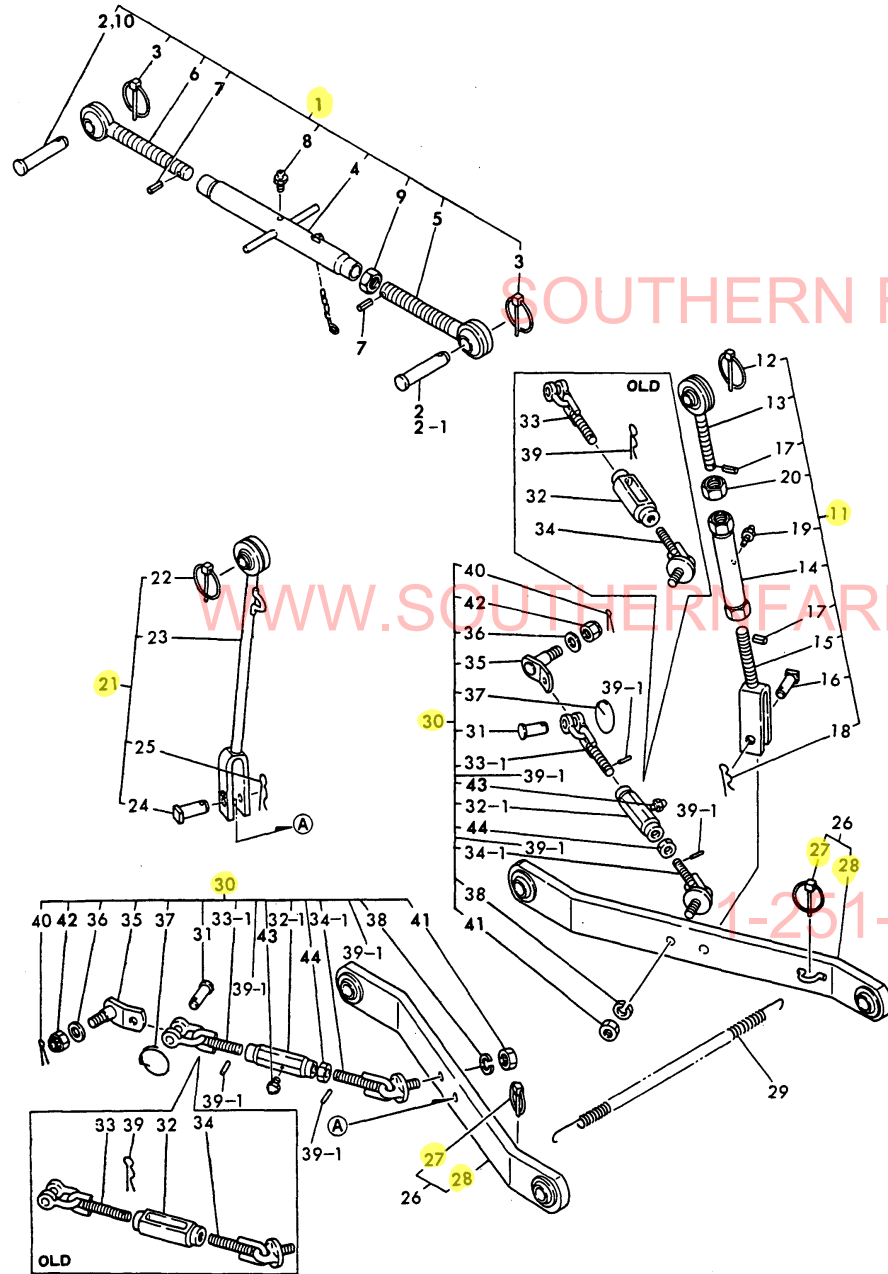
Fig. 76 LABELS (Scandinavia)

Fig.77. THREE-POINT HITCH

(A)=YM226  
(B)=YM226D  
(C)=

(D)=  
(E)=  
(F)=

Fig. 77 THREE-POINT HITCH



REF.	LEV.	PARTS NO.	DESCRIPTION	QTY						I	R
				(A)	(B)	(C)	(D)	(E)	(F)		
1	1	794286-71100-X	LINK ASSY, TOP	1	1						
1-1	1	794286-71101-X	LINK ASSY, TOP	1	1						N
		(A=*1982.10) (B=*1982.10)									
2	2	194150-71230	PIN, TOP LINK	2	2						
2-1	2	194150-71230	PIN, TOP LINK	1	1						K
		(A=*1982.10) (B=*1982.10)									
3	2	794130-71410	PIN ASSY,BALL SOCKET	2	2						
4	2	194286-71500-X	TURNBUCKLE	1	1						
5	2	194322-71600-X	EYE-BOLT (R)	1	1						
6	2	194322-71700-X	EYE-BOLT (L)	1	1						
7	2	22351-040024	SPRING PIN 4X24	2	2						
8	2	24761-060000	NIPPLE MT6X1, GREASE	1	1						
9	2	26756-240002	LOCK NUT M24 PLATED	1	1						
10	2	195080-15060	PIN, HITCH	1	1						W
		(A=*1982.10) (B=*1982.10)									
11	1	794432-72100-X	LINK ASSY, LIFT	1	1						
12	2	794130-71410	PIN ASSY,BALL SOCKET	1	1						
13	2	194197-72201-X	BOLT W/BALL, EYE	1	1						
14	2	194170-72230-X	TURNBUCKLE	1	1						
15	2	194432-72400-X	YOKE, LIFT LINK	1	1						
16	2	194145-72550	PIN, LIFT YOKE	1	1						
17	2	22351-040022	SPRING PIN 4X22	2	2						
18	2	22360-160000	SNAP PIN 16	1	1						
19	2	24761-010000	NIPPLE M6F, GREASE	1	1						
20	2	26756-200002	LOCK NUT M20 PLATED	1	1						
21	1	794432-72200-X	LINK ASSY, LIFT	1	1						
22	2	794130-71410	PIN ASSY,BALL SOCKET	1	1						
23	2	194432-72300-X	LINK ASSY, LIFT	1	1						
24	2	194145-72550	PIN, LIFT YOKE	1	1						
25	2	22360-160000	SNAP PIN 16	1	1						
26	1	794432-73100-X	LINK ASSY, LOWER	2	2						
27	2	794130-71410	PIN ASSY,BALL SOCKET	2	2						
28	2	194432-73410-X	LINK ASSY, LOWER	2	2						
29	1	194145-73150	SPRING	1	1						
30	1	794432-74600-X	CHAIN ASSY, CHECK	2	2						
30-1	1	794432-74601-X	CHAIN ASSY, CHECK	2	2						S 1
		(A=T/# 20710) (B=T/# 41836)									
31	2	194080-74631	PIN (SA10), SHACKLE	2	2						
32	2	194150-74670-U	TURNBUCKLE, CHAIN	2	2						
32-1	2	194286-74680-U	TURNBUCKLE, CHAIN	2	2						S 1
		(A=T/# 20710) (B=T/# 41836)									
33	2	194430-74710-U	CHAIN, CHECK	2	2						
33-1	2	194432-74720	CHAIN, CHECK	2	2						S 1
		(A=T/# 20710) (B=T/# 41836)									
34	2	194420-74800-U	CHAIN ASSY, CHECK	2	2						
34-1	2	194292-74800-U	CHAIN, CHECK	2	2						S 1
		(A=T/# 20710) (B=T/# 41836)									
35	2	194150-74910-X	BRACKET, CHAIN	2	2						
36	2	194150-74920	WASHER	2	2						
37	2	194145-75250	RING	2	2						
38	2	22217-140000	SPRING WASHER 14	2	2						

N:Old  $\begin{matrix} \leftarrow \text{Yes} \\ \text{No} \end{matrix}$  New, Q:Old  $\begin{matrix} \leftarrow \text{No} \\ \text{Yes} \end{matrix}$  New, R:Old  $\begin{matrix} \leftarrow \text{Yes} \\ \text{No} \end{matrix}$  New, S:Old  $\begin{matrix} \leftarrow \text{No} \\ \text{Yes} \end{matrix}$  New, W:Add, Z:Discontinued, F:Interchangeable by set, K:Q'ty Change  
++ CONTINUE ++  
(C)Copy Rights YANMAR CO.,LTD.

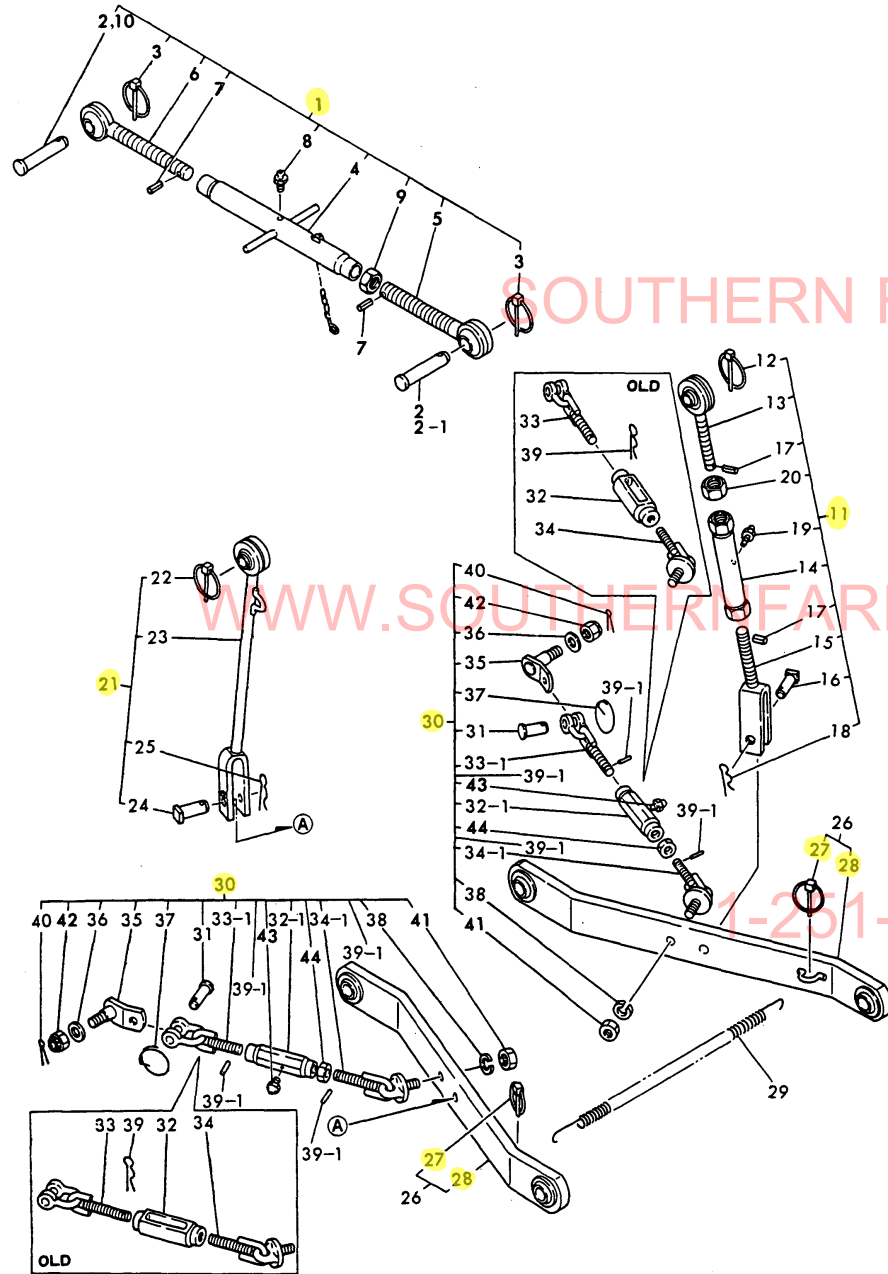


Fig.77. THREE-POINT HITCH

(A)=YM226  
(B)=YM226D  
(C)=

(D)=  
(E)=  
(F)=

Fig. 77 THREE-POINT HITCH



REF.	LEV.	PARTS NO.	DESCRIPTION	Q'TY						I	R
				(A)	(B)	(C)	(D)	(E)	(F)		
39	2	22360-200000	SNAP PIN 20	2	2						
39-1	2	22351-040014	SPRING PIN 4X14	4	4					S	1
		(A=T# 20710) (B=T/# 41836)									
40	2	22417-300350	COTTER PIN 3.0X35	2	2						
41	2	26716-140002	NUT M14	2	2						
42	2	26817-160002	CASTLE NUT M16	2	2						
42-1	2	26837-160002	CASTLE NUT M16	2	2						N
		(A=*1982.11) (B=*1982.11)									
43	2	24761-010000	NIPPLE M6F, GREASE	2	2						W 1
		(A=T# 20710) (B=T/# 41836)									
44	2	26756-140002	LOCK NUT M14 PLATED	2	2						W 1
		(A=T# 20710) (B=T/# 41836)									

SOUTHERN FARM EQUIPMENT

WWW.SOUTHERNFARMEQUIPMENTIMPORTS.COM

1-251-957-2857

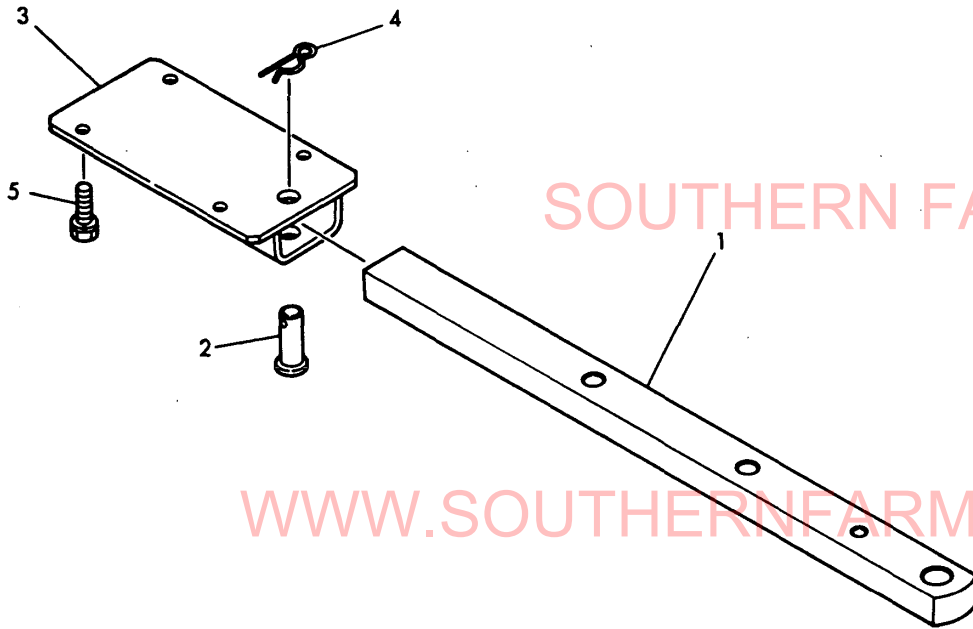


Fig.78. DRAWBAR(EXCEPT ENGLAND)

(A)=YM226  
(B)=YM226D  
(C)=

(D)=  
(E)=  
(F)=

Fig. 78 DRAWBAR (Except England)



REF.	LEV.	PARTS NO.	DESCRIPTION	Q'TY						I	R
				(A)	(B)	(C)	(D)	(E)	(F)		
1	1	194197-75210-X	DRAWBER, REAR	1	1						
2	1	194361-75430	PIN, HITCH	1	1						
3	1	194361-75720-X	BRACKET, DRAWBER	1	1						
4	1	22360-190000	SNAP PIN 19	1	1						
5	1	26013-120302	BOLT W/WASHER M12X30	4	4						

SOUTHERN FARM EQUIPMENT

WWW.SOUTHERNFARMEQUIPMENTIMPORTS.COM

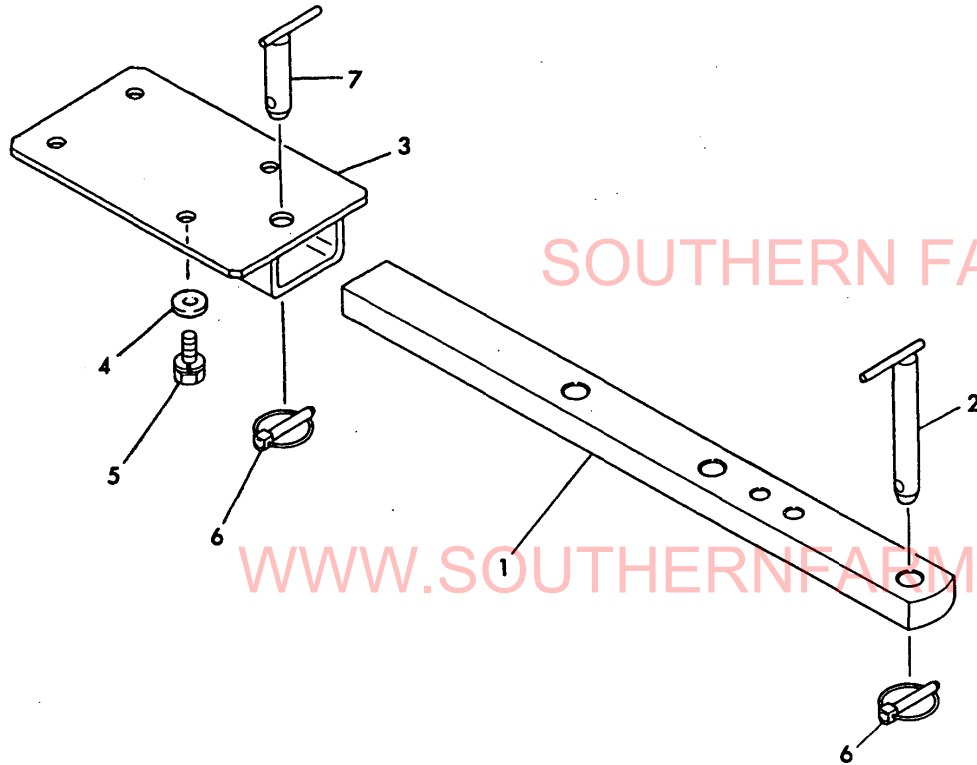
1-251-957-2857

Fig.79. DRAWBAR (ENGLAND)

(A)=YM226  
(B)=YM226D  
(C)=

(D)=  
(E)=  
(F)=

Fig. 79 DRAWBAR (England)



REF.	LEV.	PARTS NO.	DESCRIPTION	Q'TY						I	R
				(A)	(B)	(C)	(D)	(E)	(F)		
1	1	194242-75711	HITCH, DRAWBAR	1	1						
2	1	194242-75740	PIN 22X163.5, HITCH	1	1						
3	1	194240-75720	BRACKET, DRAWBAR	1	1						
4	1	22137-120000	WASHER 12,POLISHED	4	4						
5	1	26013-120302	BOLT W/WASHER M12X30	4	4						
6	1	794130-71410	PIN ASSY,BALL SOCKET	2	2						
7	1	194292-75750	PIN 22X100, HITCH	1	1						

SOUTHERN FARM EQUIPMENT

WWW.SOUTHERNFARMEQUIPMENTIMPORTS.COM

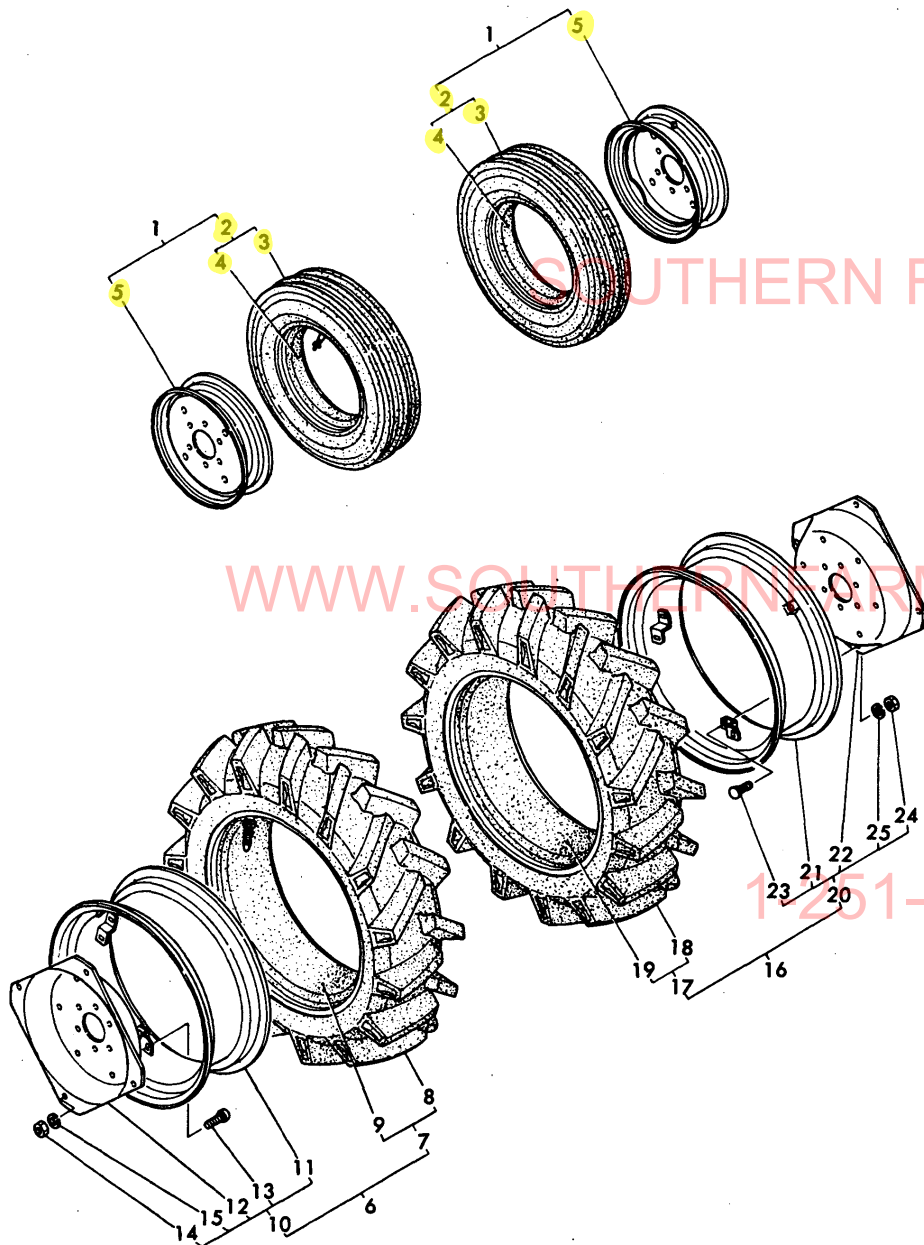
1-251-957-2857

Fig.80. AG TIRES(FOR YM226,FRANCE)

(A)=YM226  
(B)=YM226D  
(C)=

(D)=  
(E)=  
(F)=

Fig. 80 AG TIRES (FRONT & REAR) [For Model YM226]



REF.	LEV.	PARTS NO.	DESCRIPTION	Q'TY						I	R
				(A)	(B)	(C)	(D)	(E)	(F)		
1	1	194432-12900-P	TIRE ASSY, FRONT	2							
2	2	794081-12950	TIRE W/TUBE 5 X15	2							
3	3	194081-12960	TIRE 5 X15	2							
4	3	194081-12970	TUBE	2							
5	2	194275-12910-P	WHEEL DC3.00DX15	2							
6	1	194432-34700-P	TIRE ASSY(L), REAR	1							
7	2	194432-34900	TIRE W/TUBE11.2X24	1							
8	3	194432-34910	TIRE	1							
9	3	194432-34920	TUBE	1							
10	2	794130-34880-P	WHEEL W 9X 24W	1							
11	3	194130-34891-P	RIM W9-24	1							
12	3	194130-34811-P	DISC	1							
13	3	194130-34850	BOLT M16X 35	4							
13-1	3	194555-34850	BOLT M16X 35	4							N
(A=T/# 20722)											
14	3	194130-34840	NUT M16	4							
14-1	3	194555-34210	NUT M16	4							N
(A=T/# 20722)											
15	3	22217-160000	SPRING WASHER 16	4							
15-1	3	194555-34190	SPRING WASHER 16	4							N
(A=T/# 20722)											
16	1	194432-34800-P	TIRE ASSY(R), REAR	1							
17	2	194432-34900	TIRE W/TUBE11.2X24	1							
18	3	194432-34910	TIRE	1							
19	3	194432-34920	TUBE	1							
20	2	794130-34880-P	WHEEL W 9X 24W	1							
21	3	194130-34891-P	RIM W9-24	1							
22	3	194130-34811-P	DISC	1							
23	3	194130-34850	BOLT M16X 35	4							
23-1	3	194555-34850	BOLT M16X 35	4							N
(A=T/# 20722)											
24	3	194130-34840	NUT M16	4							
24-1	3	194555-34210	NUT M16	4							N
(A=T/# 20722)											
25	3	22217-160000	SPRING WASHER 16	4							
25-1	3	194555-34190	SPRING WASHER 16	4							N
(A=T/# 20722)											

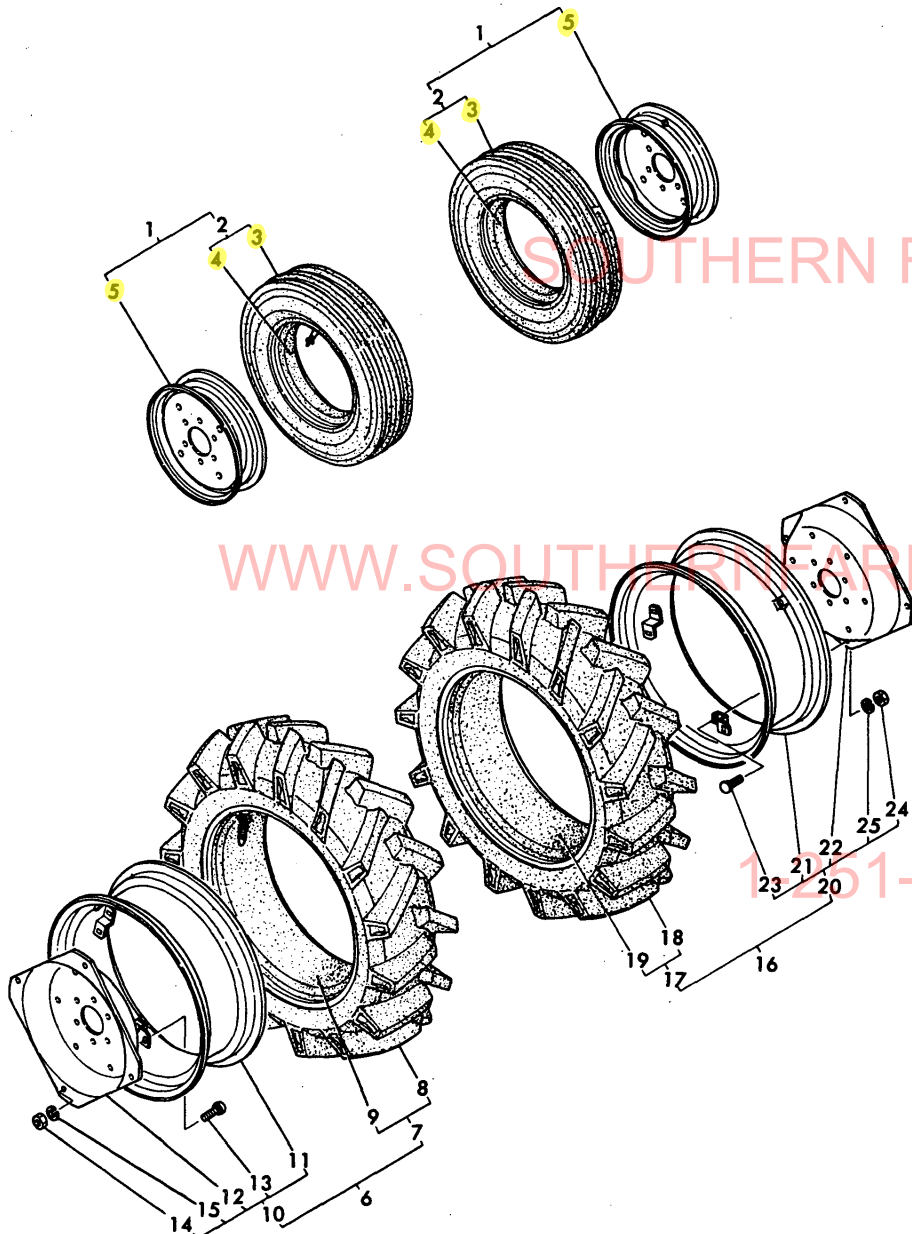
1-251-957-2857

Fig.81. AG TIRES(FOR YM226,STANDARD)

(A)=YM226  
(B)=YM226D  
(C)=

(D)=  
(E)=  
(F)=

Fig. 81 AG TIRES (FRONT & REAR) [For Model YM226]



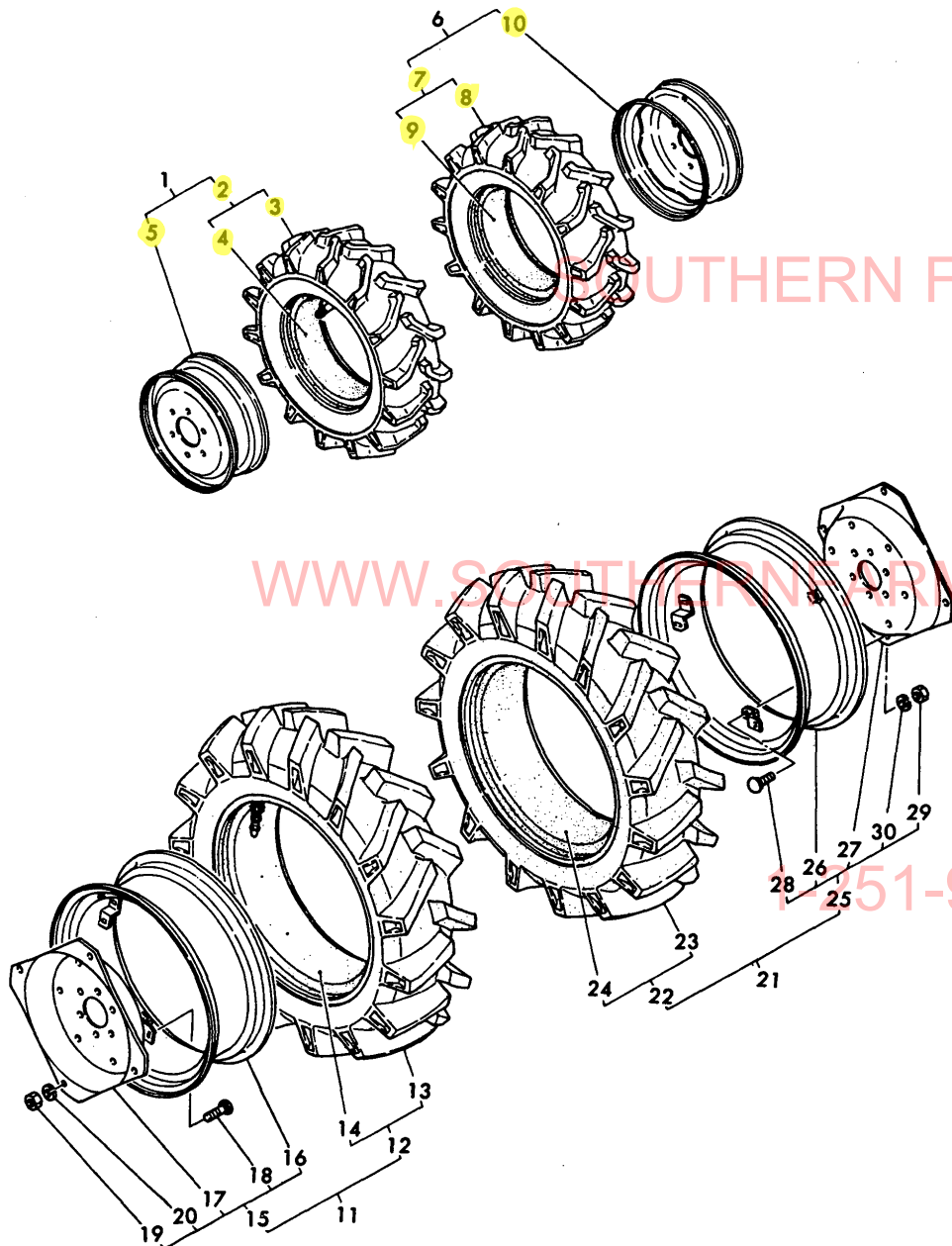
REF.	LEV.	PARTS NO.	DESCRIPTION	Q'TY						I	R
				(A)	(B)	(C)	(D)	(E)	(F)		
1	1	194432-12900-Q	TIRE ASSY 5 X15	2							
2	2	794081-12950	TIRE W/TUBE 5 X15	2							
3	3	194081-12960	TIRE 5 X15	2							
4	3	194081-12970	TUBE	2							
5	2	194275-12910-Q	WHEEL DC3.00-15	2							
6	1	194432-34700-Q	TIRE ASSY 11.2X24	1							
7	2	194432-34900	TIRE W/TUBE 11.2X24	1							
8	3	194432-34910	TIRE	1							
9	3	194432-34920	TUBE	1							
10	2	794130-34880-Q	WHEEL W 9X 24W	1							
11	3	194130-34891-Q	RIM W9-24	1							
12	3	194130-34811-Q	DISC	1							
13	3	194130-34850	BOLT M16X 35	4							
13-1	3	194555-34850	BOLT M16X 35	4							N
(A=T/# 20722)											
14	3	194130-34840	NUT M16	4							
14-1	3	194555-34210	NUT M16	4							N
(A=T/# 20722)											
15	3	22217-160000	SPRING WASHER 16	4							
15-1	3	194555-34190	SPRING WASHER 16	4							N
(A=T/# 20722)											
16	1	194432-34800-Q	TIRE ASSY 11.2X24	1							
17	2	194432-34900	TIRE W/TUBE 11.2X24	1							
18	3	194432-34910	TIRE	1							
19	3	194432-34920	TUBE	1							
20	2	794130-34880-Q	WHEEL W 9X 24W	1							
21	3	194130-34891-Q	RIM W9-24	1							
22	3	194130-34811-Q	DISC	1							
23	3	194130-34850	BOLT M16X 35	4							
23-1	3	194555-34850	BOLT M16X 35	4							N
(A=T/# 20722)											
24	3	194130-34840	NUT M16	4							
24-1	3	194555-34210	NUT M16	4							N
(A=T/# 20722)											
25	3	22217-160000	SPRING WASHER 16	4							
25-1	3	194555-34190	SPRING WASHER 16	4							N
(A=T/# 20722)											

Fig.82. AG TIRES(FOR YM226D,FRANCE)

(A)=YM226  
(B)=YM226D  
(C)=

(D)=  
(E)=  
(F)=

Fig. 82 AG TIRES (FRONT & REAR) [For Model YM226D]



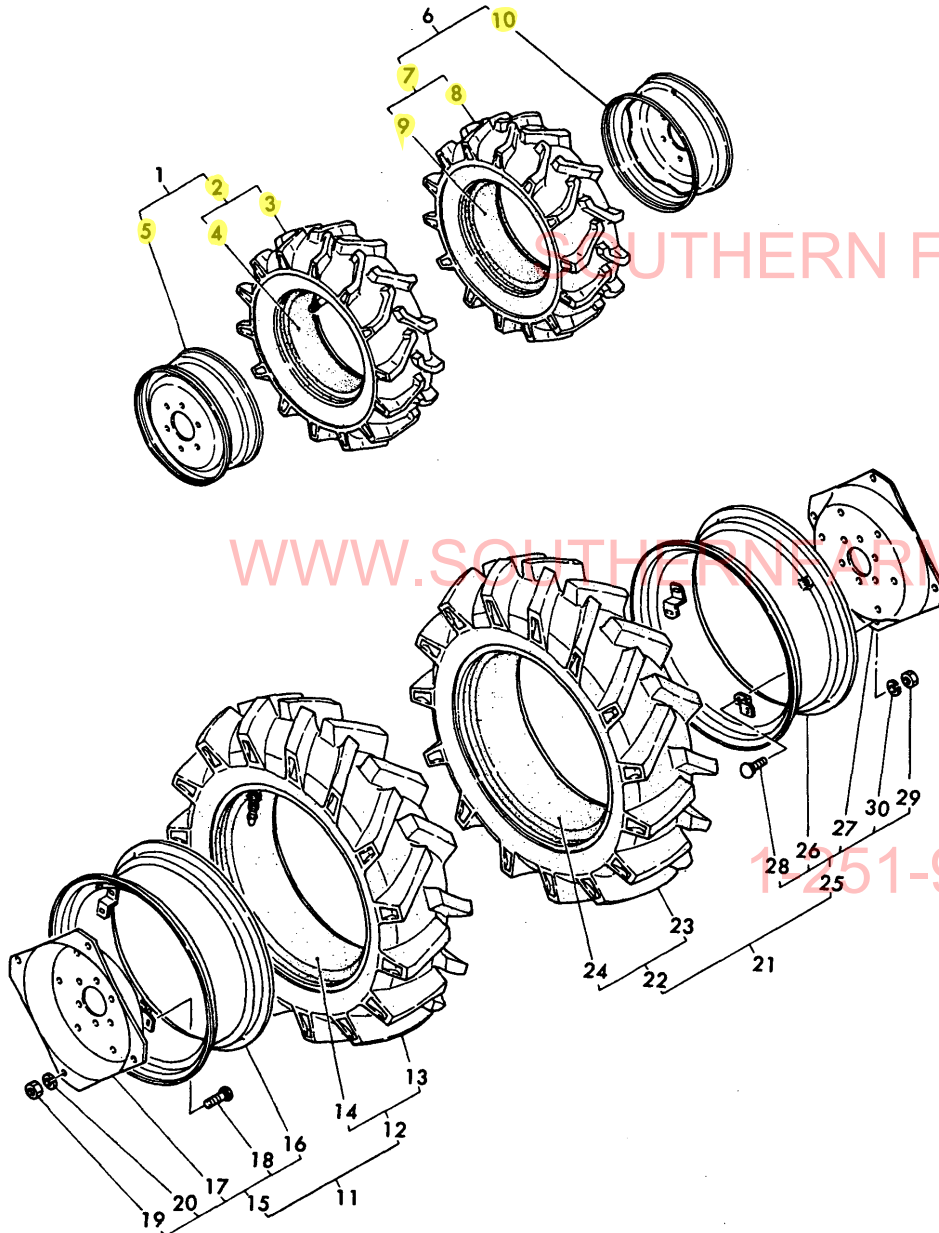
REF.	LEV.	PARTS NO.	DESCRIPTION	(A)	(B)	(C)	(D)	(E)	(F)	Q'TY	I	R
1	1	794166-14700-P	TIRE ASSY 5 X14		1							
1-1	1	198341-14750-P (B=T/# 42090)	TIRE(L) ASSY, FRONT		1							N
2	2	194166-14800	TIRE W/TUBE 6 X14		1							
3	3	194166-14810	TIRE 6-14		1							
4	3	194166-14820	TUBE		1							
5	2	194311-14700-P	WHEEL DC5JAX14W		1							
5-1	2	194362-14700-P (B=T/# 42090)	WHEEL 5JAX14WDC		1							N
6	1	794166-14800-P	TIRE ASSY 6 X14		1							
6-1	1	198341-14850-P (B=T/# 42090)	TIRE(R) ASSY, FRONT		1							N
7	2	194166-14800	TIRE W/TUBE 6 X14		1							
8	3	194166-14810	TIRE 6-14		1							
9	3	194166-14820	TUBE		1							
10	2	194311-14700-P	WHEEL DC5JAX14W		1							
10-1	2	194362-14700-P (B=T/# 42090)	WHEEL 5JAX14WDC		1							N
11	1	194433-34700-P	TIRE ASSY(L), REAR		1							
12	2	194433-34900	TIRE W/TUBE 9.5X24		1							
13	3	194433-34910	TIRE 9.5X 24		1							
14	3	194433-34920	TUBE		1							
15	2	794130-34800-P	WHEEL W 7X 24W		1							
16	3	194130-34821-P	WHEEL		1							
17	3	194130-34811-P	DISC		1							
18	3	194130-34850	BOLT M16X 35		4							
18-1	3	194555-34850 (B=T/# 41898)	BOLT M16X 35		4							N
19	3	194130-34840	NUT M16		4							
19-1	3	194555-34210 (B=T/# 41898)	NUT M16		4							N
20	3	22217-160000	SPRING WASHER 16		4							
20-1	3	194555-34190 (B=T/# 41898)	SPRING WASHER 16		4							N
21	1	194433-34800-P	TIRE ASSY(R), REAR		1							
22	2	194433-34900	TIRE W/TUBE 9.5X24		1							
23	3	194433-34910	TIRE 9.5X 24		1							
24	3	194433-34920	TUBE		1							
25	2	794130-34800-P	WHEEL W 7X 24W		1							
26	3	194130-34821-P	WHEEL		1							
27	3	194130-34811-P	DISC		1							
28	3	194130-34850	BOLT M16X 35		4							
28-1	3	194555-34850 (B=T/# 41898)	BOLT M16X 35		4							N
29	3	194130-34840	NUT M16		4							
29-1	3	194555-34210 (B=T/# 41898)	NUT M16		4							N
30	3	22217-160000	SPRING WASHER 16		4							
30-1	3	194555-34190 (B=T/# 41898)	SPRING WASHER 16		4							N

Fig.83. AG TIRES(FOR YM226D,STANDARD)

(A)=YM226  
(B)=YM226D  
(C)=

(D)=  
(E)=  
(F)=

Fig. 83 AG TIRES (FRONT & REAR) [For Model YM226D]



REF.	LEV.	PARTS NO.	DESCRIPTION	(A)	(B)	(C)	(D)	(E)	(F)	Q'TY	I	R
1	1	794166-14700-Q	TIRE ASSY 6 X14		1							
1-1	1	198341-14750-Q (B=T/# 42090)	TIRE(L) ASSY, FRONT		1							N
2	2	194166-14800	TIRE W/TUBE 6 X14		1							
3	3	194166-14810	TIRE 6-14		1							
4	3	194166-14820	TUBE		1							
5	2	194311-14700-Q	WHEEL DC5JAX14W		1							
5-1	2	194362-14700-Q (B=T/# 42090)	WHEEL 5JAX14WDC		1							N
6	1	794166-14800-Q	TIRE ASSY 5 X14		1							
6-1	1	198341-14850-Q (B=T/# 42090)	TIRE(R) ASSY, FRONT		1							N
7	2	194166-14800	TIRE W/TUBE 6 X14		1							
8	3	194166-14810	TIRE 6-14		1							
9	3	194166-14820	TUBE		1							
10	2	194311-14700-Q	WHEEL DC5JAX14W		1							
10-1	2	194362-14700-Q (B=T/# 42090)	WHEEL 5JAX14WDC		1							N
11	1	194433-34700-Q	TIRE ASSY 9.5X24		1							
12	2	194433-34900	TIRE W/TUBE 9.5X24		1							
13	3	194433-34910	TIRE 9.5X 24		1							
14	3	194433-34920	TUBE		1							
15	2	794130-34800-Q	WHEEL W 7X 24W		1							
16	3	194130-34821-Q	WHEEL		1							
17	3	194130-34811-Q	DISC		1							
18	3	194130-34850	BOLT M16X 35		4							
18-1	3	194555-34850 (B=T/# 41898)	BOLT M16X 35		4							N
19	3	194130-34840	NUT M16		4							
19-1	3	194555-34210 (B=T/# 41898)	NUT M16		4							N
20	3	22217-160000	SPRING WASHER 16		4							
20-1	3	194555-34190 (B=T/# 41898)	SPRING WASHER 16		4							N
21	1	194433-34800-Q	TIRE ASSY 9.5X24		1							
22	2	194433-34900	TIRE W/TUBE 9.5X24		1							
23	3	194433-34910	TIRE 9.5X 24		1							
24	3	194433-34920	TUBE		1							
25	2	794130-34800-Q	WHEEL W 7X 24W		1							
26	3	194130-34821-Q	WHEEL		1							
27	3	194130-34811-Q	DISC		1							
28	3	194130-34850	BOLT M16X 35		4							
28-1	3	194555-34850 (B=T/# 41898)	BOLT M16X 35		4							N
29	3	194130-34840	NUT M16		4							
29-1	3	194555-34210 (B=T/# 41898)	NUT M16		4							N
30	3	22217-160000	SPRING WASHER 16		4							
30-1	3	194555-34190 (B=T/# 41898)	SPRING WASHER 16		4							N

N:Old  $\begin{matrix} \leftarrow \text{Yes} \\ \text{No} \rightarrow \end{matrix}$  New, Q:Old  $\begin{matrix} \leftarrow \text{No} \\ \text{Yes} \rightarrow \end{matrix}$  New, R:Old  $\begin{matrix} \leftarrow \text{Yes} \\ \text{No} \rightarrow \end{matrix}$  New, S:Old  $\begin{matrix} \leftarrow \text{No} \\ \text{Yes} \rightarrow \end{matrix}$  New, W:Add, Z:Discontinued, F:Interchangeable by set, K:Q'ty Change

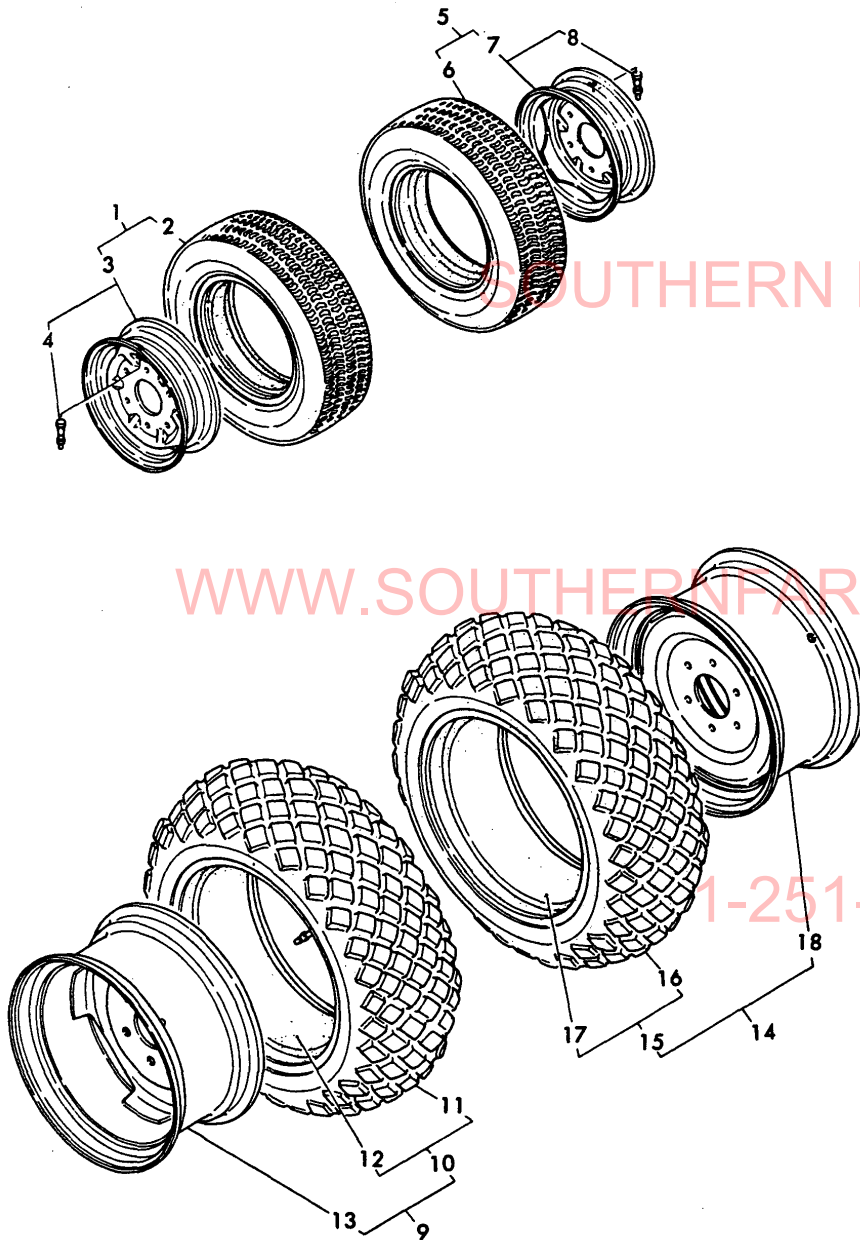


Fig.84. TURF-TIRES(STANDARD)

(A)=YM226  
(B)=YM226D  
(C)=

(D)=  
(E)=  
(F)=

Fig. 84 TURF-TIRES [FRONT & REAR]

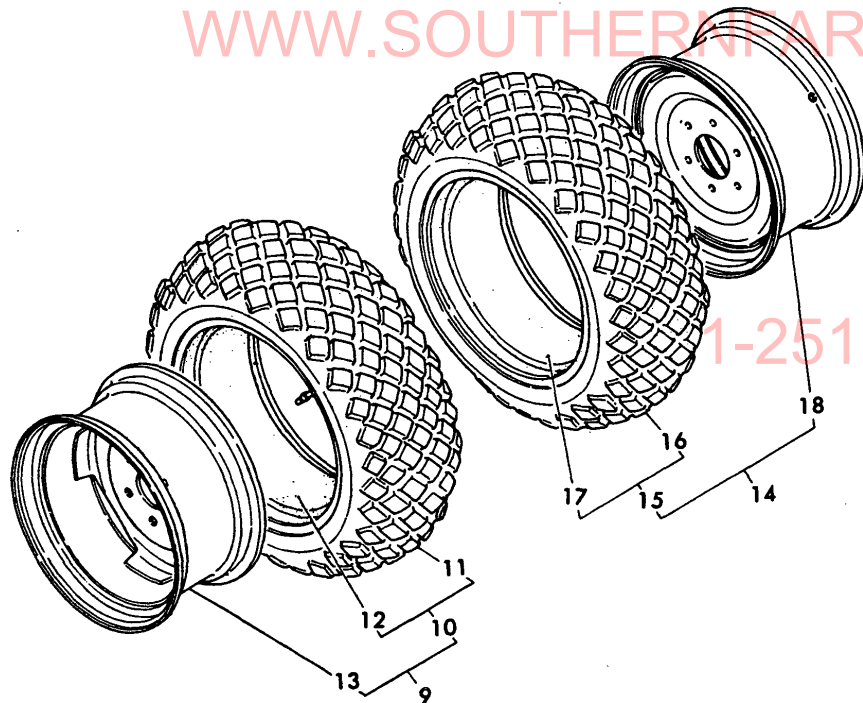



REF.	LEV.	PARTS NO.	DESCRIPTION	Q'TY						I	R
				(A)	(B)	(C)	(D)	(E)	(F)		
1	1	794361-14700-Q	TIRE ASSY 24 X8.5	1	1						
1-1	1	794361-14701-Q	TIRE(L) ASSY, FRONT	1	1						S
		(A=T/# 20278) (B=T/# 40594)									
2	2	194361-12850	TIRE 25X 8.5-14	1	1						
3	2	194361-12810-Q	WHEEL 7JAX14EDC	1	1						
3-1	2	194361-12811-Q	WHEEL 7JAX14WDC	1	1						S
		(A=T/# 20278) (B=T/# 40594)									
4	3	194136-12880	VALVE TR413	1	1						
5	1	794361-14800-Q	TIRE ASSY 24 X8.5	1	1						
5-1	1	794361-14801-Q	TIRE(R) ASSY, FRONT	1	1						S
		(A=T/# 20278) (B=T/# 40594)									
6	2	194361-12850	TIRE 25X 8.5-14	1	1						
7	2	194361-12810-Q	WHEEL 7JAX14EDC	1	1						
7-1	2	194361-12811-Q	WHEEL 7JAX14WDC	1	1						S
		(A=T/# 20278) (B=T/# 40594)									
8	3	194136-12880	VALVE TR413	1	1						
9	1	794136-34500-Q	TIRE ASSY 13.6X16	1	1						
10	2	194240-34710	TIRE W/TUBE13.6X16	1	1						
11	3	194240-34720	TIRE 13.6X 16	1	1						
12	3	194240-34730	TUBE	1	1						
13	2	194136-34750-Q	WHEEL W12X 16W	1	1						
13-1	2	194136-34760-Q	WHEEL W11X 16W	1	1						N
		(A=T/# 20585) (B=T/# 41169)									
14	1	794136-34600	TIRE ASSY 13.6X16	1	1						
15	2	194240-34710	TIRE W/TUBE13.6X16	1	1						
16	3	194240-34720	TIRE 13.6X 16	1	1						
17	3	194240-34730	TUBE	1	1						
18	2	194136-34750-Q	WHEEL W12X 16W	1	1						
18-1	2	194136-34760-Q	WHEEL W11X 16W	1	1						N
		(A=T/# 20585) (B=T/# 41169)									

1-251-957-2857

Fig.85. TURF-TIRES (FRANCE)

Fig. 85 TURF-TIRES [FRONT & REAR]



(A)=YM226  
(B)=YM226D  
(C)=

(D)=  
(E)=  
(F)=

REF.	LEV.	PARTS NO.	DESCRIPTION	QTY						I	R
				(A)	(B)	(C)	(D)	(E)	(F)		
1	1	794361-14701-P	TURF-TIRE(L)ASSY,(F)	1	1						
2	2	194361-12850	TIRE 25X 8.5-14	1	1						
3	2	194361-12811-P	WHEEL 7JAX14WDC	1	1						
4	3	194136-12880	VALVE TR413	1	1						
5	1	794361-14801-P	TURF-TIRE(R)ASSY,(F)	1	1						
6	2	194361-12850	TIRE 25X 8.5-14	1	1						
7	2	194361-12811-P	WHEEL 7JAX14WDC	1	1						
8	3	194136-12880	VALVE TR413	1	1						
9	1	794136-34500-P	TIRE ASSY (L) 13.6-1	1	1						
10	2	194240-34710	TIRE W/TUBE13.6X16	1	1						
11	3	194240-34720	TIRE 13.6X 16	1	1						
12	3	194240-34730	TUBE	1	1						
13	2	194136-34750-P	WHEEL W12X16W	1	1						
13-1	2	194136-34760-P	WHEEL W11X16W	1	1						N
(A=T/# 20585) (B=T/# 41169)											
14	1	794136-34600-P	TIRE ASSY (R) 13.6-1	1	1						
15	2	194240-34710	TIRE W/TUBE13.6X16	1	1						
16	3	194240-34720	TIRE 13.6X 16	1	1						
17	3	194240-34730	TUBE	1	1						
18	2	194136-34750-P	WHEEL W12X16W	1	1						
18-1	2	194136-34760-P	WHEEL W11X16W	1	1						N
(A=T/# 20585) (B=T/# 41169)											

WWW.SOUTHERNFARMEQUIPMENTIMPORTS.COM

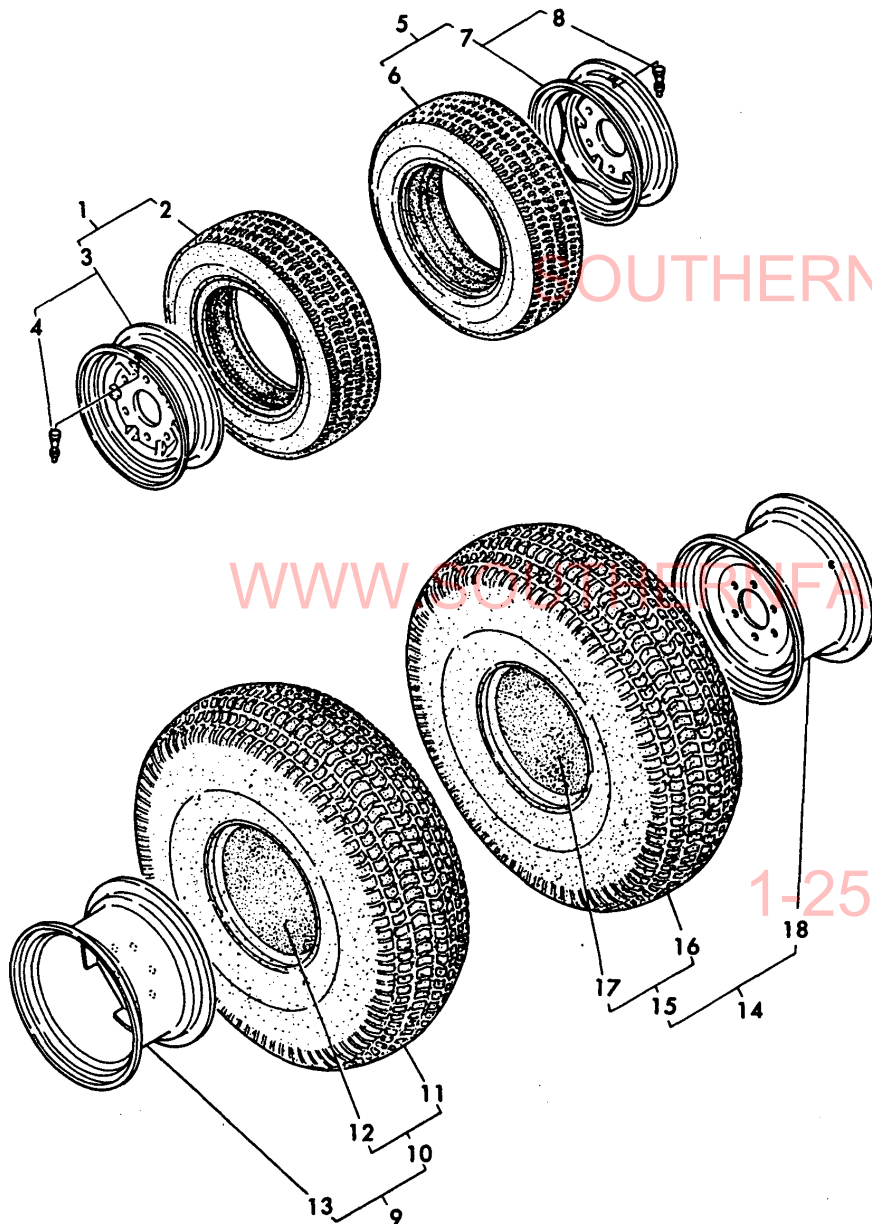
1-251-957-2857

Fig.86. TURF-TIRES(STANDARD)

(A)=YM226  
(B)=YM226D  
(C)=

(D)=  
(E)=  
(F)=

Fig. 86 TURF-TIRES [FRONT & REAR]



REF.	LEV.	PARTS NO.	DESCRIPTION	Q'TY						I	R
				(A)	(B)	(C)	(D)	(E)	(F)		
1	1	794361-14701-Q	TIRE(L) ASSY, FRONT	1	1						
2	2	194361-12850	TIRE 25X 8.5-14	1	1						
3	2	194361-12811-Q	WHEEL 7JAX14WDC	1	1						
4	3	194136-12880	VALVE TR413	1	1						
5	1	794361-14801-Q	TIRE(R) ASSY, FRONT	1	1						
6	2	194361-12850	TIRE 25X 8.5-14	1	1						
7	2	194361-12811-Q	WHEEL 7JAX14WDC	1	1						
8	3	194136-12880	VALVE TR413	1	1						
9	1	794136-34501-Q	TIRE ASSY 13.6X16	1	1						
10	2	194136-34710	TIRE W/TUBE13.6X16	1	1						
11	3	194136-34720	TIRE 13.6X 16	1	1						
12	3	194240-34730	TUBE	1	1						
13	2	194136-34760-Q	WHEEL W11X 16W	1	1						
14	1	794136-34601-Q	TIRE (R) ASSY, TURF	1	1						
15	2	194136-34710	TIRE W/TUBE13.6X16	1	1						
16	3	194136-34720	TIRE 13.6X 16	1	1						
17	3	194240-34730	TUBE	1	1						
18	2	194136-34760-Q	WHEEL W11X 16W	1	1						

WWW.SOUTHERNFARMEQUIPMENTIMPORTS.COM

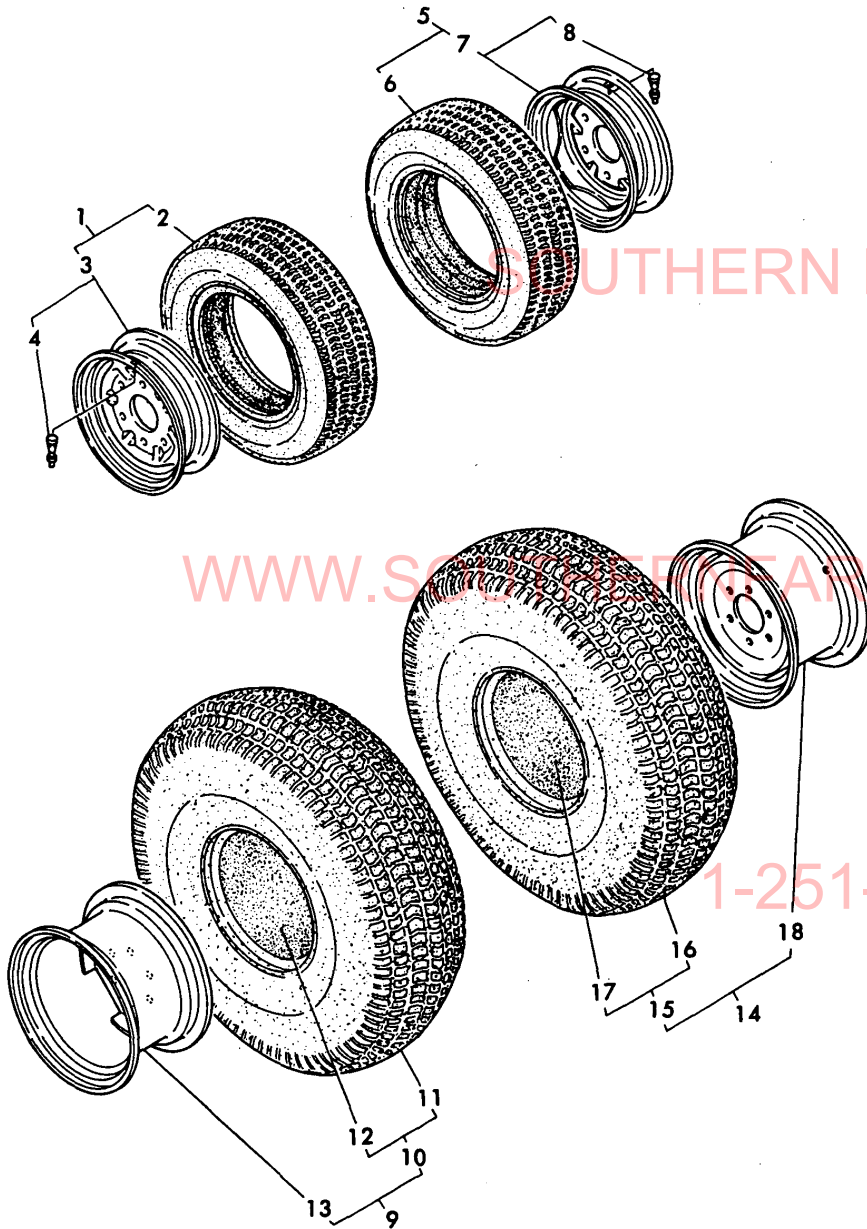
1-251-957-2857

Fig.87. TURF-TIRES (FRANCE)

(A)=YM226  
(B)=YM226D  
(C)=

(D)=  
(E)=  
(F)=

Fig. 87 TURF-TIRES [FRONT & REAR]



REF.	LEV.	PARTS NO.	DESCRIPTION	Q'TY						I	R
				(A)	(B)	(C)	(D)	(E)	(F)		
1	1	794361-14701-P	TURF-TIRE(L)ASSY,(F)	1	1						
2	2	194361-12850	TIRE 25X 8.5-14	1	1						
3	2	194361-12811-P	WHEEL 7JAX14WDC	1	1						
4	3	194136-12880	VALVE TR413	1	1						
5	1	794361-14801-P	TURF-TIRE(R)ASSY,(F)	1	1						
6	2	194361-12850	TIRE 25X 8.5-14	1	1						
7	2	194361-12811-P	WHEEL 7JAX14WDC	1	1						
8	3	194136-12880	VALVE TR413	1	1						
9	1	794136-34501-P	TURF-TIRE(L)ASSY,(R)	1	1						
10	2	194136-34710	TIRE W/TUBE13.6X16	1	1						
11	3	194136-34720	TIRE 13.6X 16	1	1						
12	3	194240-34730	TUBE	1	1						
13	2	194136-34760-P	WHEEL W11X16W	1	1						
14	1	794136-34601-P	TIRE (R) ASSY, TURF	1	1						
15	2	194136-34710	TIRE W/TUBE13.6X16	1	1						
16	3	194136-34720	TIRE 13.6X 16	1	1						
17	3	194240-34730	TUBE	1	1						
18	2	194136-34760-P	WHEEL W11X16W	1	1						

WWW.SOUTHERNFARMEQUIPMENTIMPORTS.COM

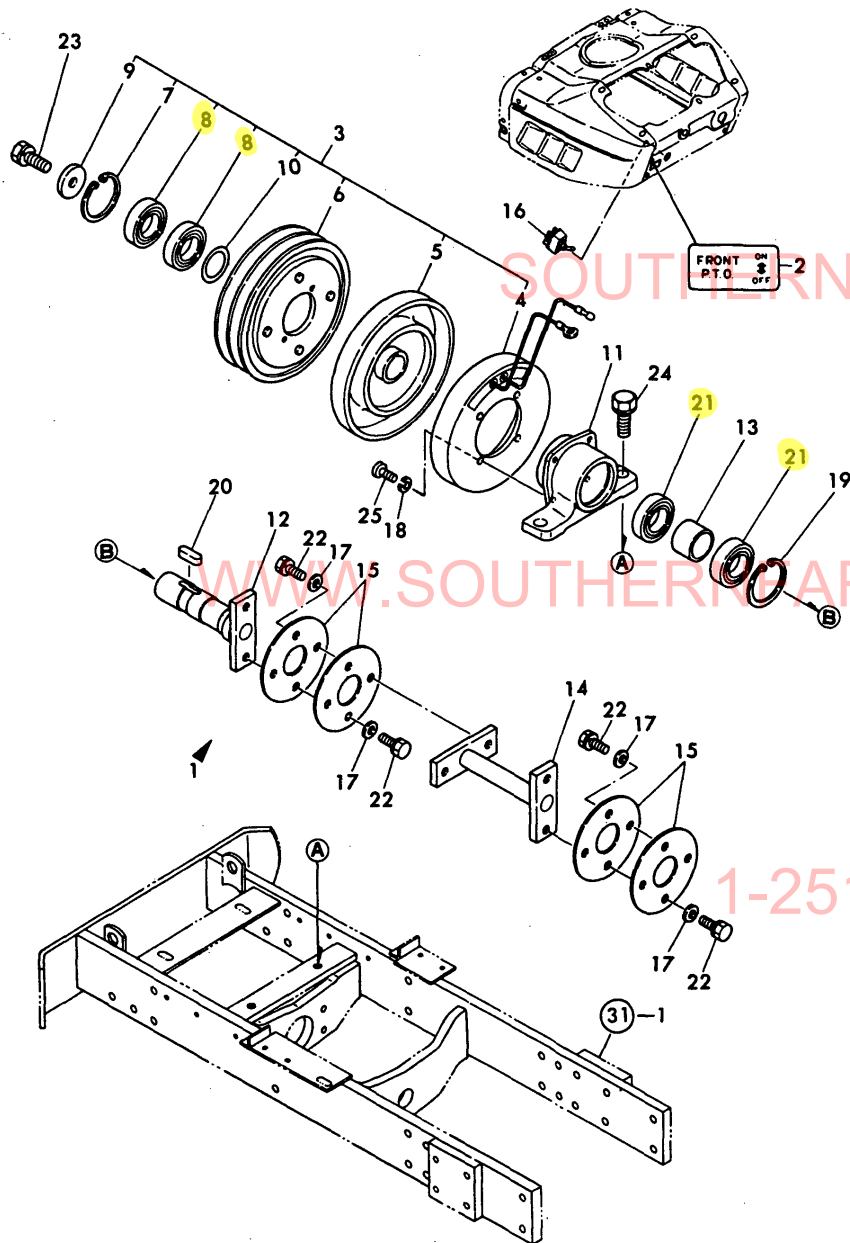
1-251-957-2857

Fig.88. FRONT POWER TAKE OFF

(A)=YM226  
(B)=YM226D  
(C)=

(D)=  
(E)=  
(F)=

Fig. 88 FRONT POWER TAKE-OFF



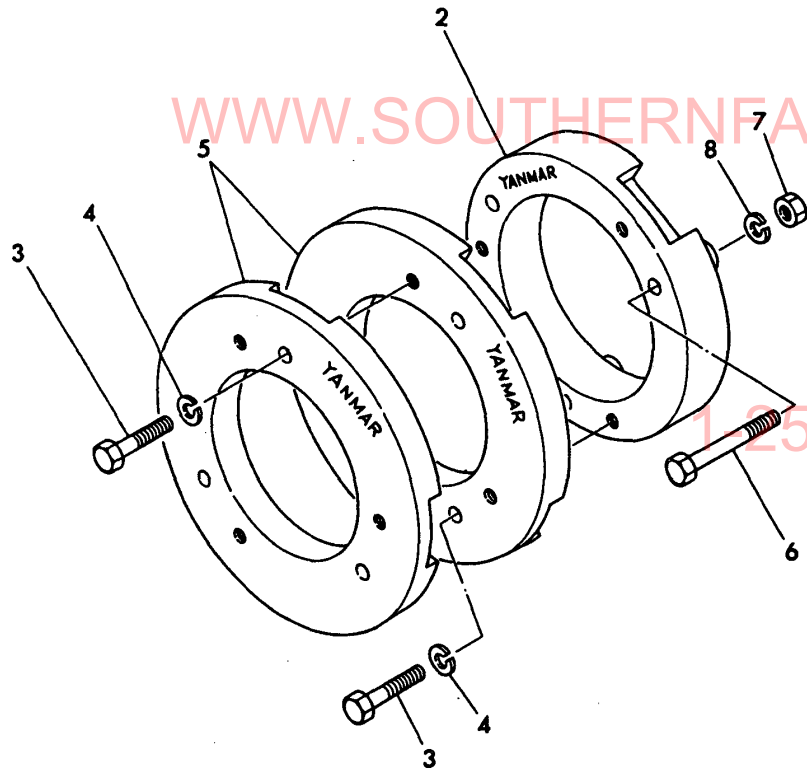
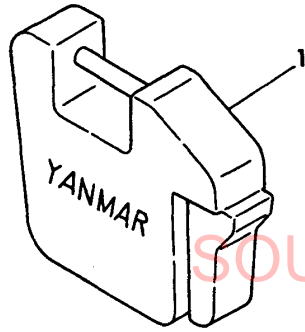
REF.	LEV.	PARTS NO.	DESCRIPTION	QTY						I	R
				(A)	(B)	(C)	(D)	(E)	(F)		
1	1	794446-83100-X	P.T.O. KIT, FRONT	1	1						
2	2	194446-65730	LABEL, FRONT P.T.O	1	1						
2-1	2	194446-65731	LABEL, FRONT P.T.O	1	1						N
		(A=E)XXX	(B=E)XXX								
3	2	194446-83110-X	CLUTCH ASSY, MAGNET.	1	1						
4	3	194446-83120	COIL, FIELD	1	1						
5	3	194446-83130	ROTOR	1	1						
6	3	194446-83140	ARMATURE	1	1						
7	3	194446-83150	CIRCLIP	1	1						
8	3	194446-83160	BALL BEARING	2	2						
9	3	194446-83170	WASHER	1	1						
10	3	194446-83180	SHIM	3	3						
11	2	194446-83210-X	CASE, BEARING	1	1						
12	2	194446-83220-X	SHAFT, P.T.O	1	1						
13	2	194446-83240	SPACER	1	1						
14	2	194446-83250-X	SHAFT	1	1						
15	2	194446-83260	DISC, FRONT P.T.O.	4	4						
16	2	194446-83310	SWITCH, FRONT P.T.O.	1	1						
17	2	22117-100000	WASHER 10	8	8						
18	2	22217-060000	SPRING WASHER 6	4	4						
19	2	22262-000550	CIRCLIP R-55	1	1						
20	2	22512-070280	KEY 7X 28	1	1						
21	2	24104-060064	BALL BEARING	2	2						
22	2	26013-100202	BOLT W/WASHER M10X20	8	8						
23	2	26013-120302	BOLT W/WASHER M12X30	1	1						
24	2	26013-140302	BOLT M14X 30	2	2						
25	2	26557-060162	SCREW M 6X 16	4	4						

Fig.89. FRONT & REAR WHEEL WEIGHT

(A)=YM226  
(B)=YM226D  
(C)=

(D)=  
(E)=  
(F)=

Fig. 89 FRONT WEIGHT & REAR WHEEL WEIGHT



REF.	LEV.	PARTS NO.	DESCRIPTION	Q'TY						I	R
				(A)	(B)	(C)	(D)	(E)	(F)		
1	1	194080-81111-R	WEIGHT 20KGS. FRONT	5	5						
2	1	194080-81230-R	WEIGHT 20KGS. REAR	2	2						
3	1	26116-160602	BOLT M16X 60 PLATED	12	12						
4	1	22217-160000	SPRING WASHER 16	12	12						
5	1	194080-81212-R	WEIGHT 25KGS. REAR	4	4						
6	1	26116-161102	BOLT M16X110 PLATED	6	6						
7	1	26716-160002	NUT M16	6	6						
8	1	22217-160000	SPRING WASHER 16	6	6						

SOUTHERN FARM EQUIPMENT  
WWW.SOUTHERNFARMEQUIPMENTIMPORTS.COM

1 251-957-2857



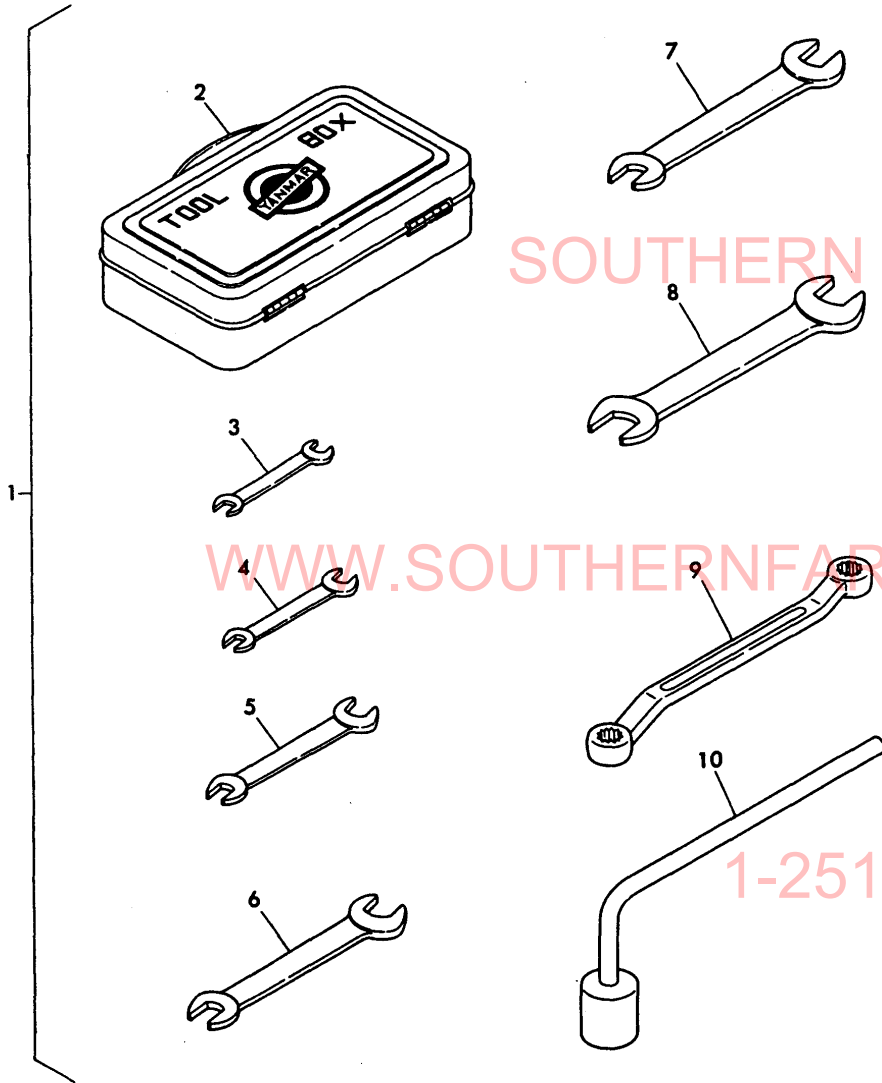
Fig.90. TOOLS

(A)=YM226  
(B)=YM226D  
(C)=

(D)=  
(E)=  
(F)=

Fig. 90 TOOLS

REF.	LEV.	PARTS NO.	DESCRIPTION	Q'TY						I	R
				(A)	(B)	(C)	(D)	(E)	(F)		
1	1	794322-82110	TOOL ASSY	1	1						
1-1	1	794322-82111	TOOL ASSY	1	1						N
		(A=*1982.11) (B=*1982.11)									
2	2	194322-82110-R	BOX, TOOL	1	1						
3	2	28110-080100	WRENCH 8X10	1	1						
4	2	28110-100130	WRENCH 10X13	1	1						
4-1	2	28110-120140	WRENCH 12X14	1	1						N
		(A=*1982.11) (B=*1982.11)									
5	2	28110-170190	WRENCH 17X19	1	1						
6	2	28110-220240	WRENCH 22X24	1	1						
7	2	28110-270300	WRENCH 27X30	1	1						
8	2	28110-260320	WRENCH 26X32	1	1						
9	2	194080-82110	WRENCH 17X19	1	1						
10	2	194145-82240	BOX WRENCH 26	1	1						



WWW.SOUTHERNFARMEQUIPMENTIMPORTS.COM

1-251-957-2857

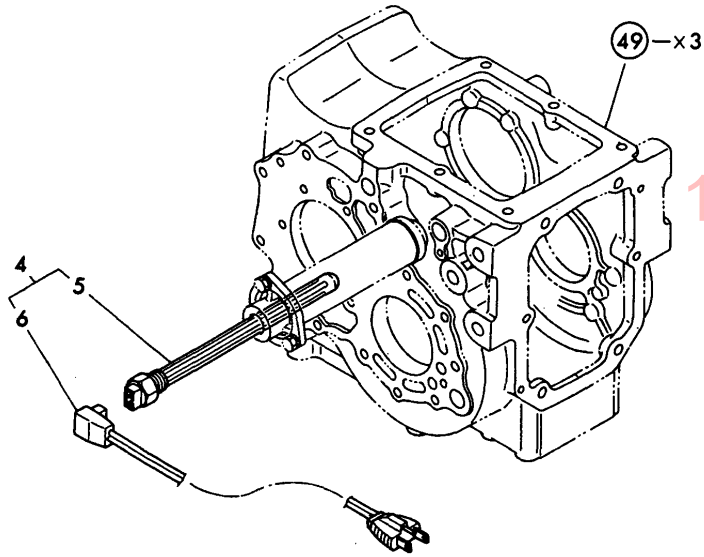
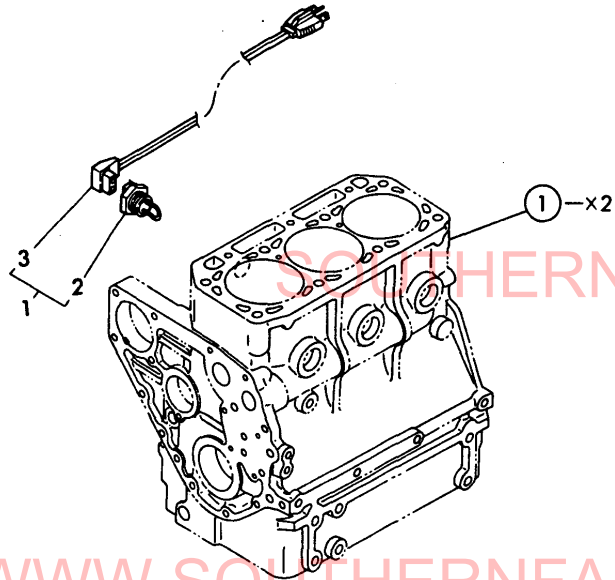
Fig.91. HEATER(USA ONLY)

(A)=YM226  
(B)=YM226D  
(C)=

(D)=  
(E)=  
(F)=

Fig. 91 HEATER

REF.	LEV.	PARTS NO.	DESCRIPTION	Q'TY						I	R
				(A)	(B)	(C)	(D)	(E)	(F)		
SPEC. CODE	PART	(A)   (B)   (C)   (D)   (E)   (F)	DESCRIPTION	SPECIFICATION							



SOUTHERN FARM EQUIPMENT

WWW.SOUTHERNFARMEQUIPMENTIMPORTS.COM

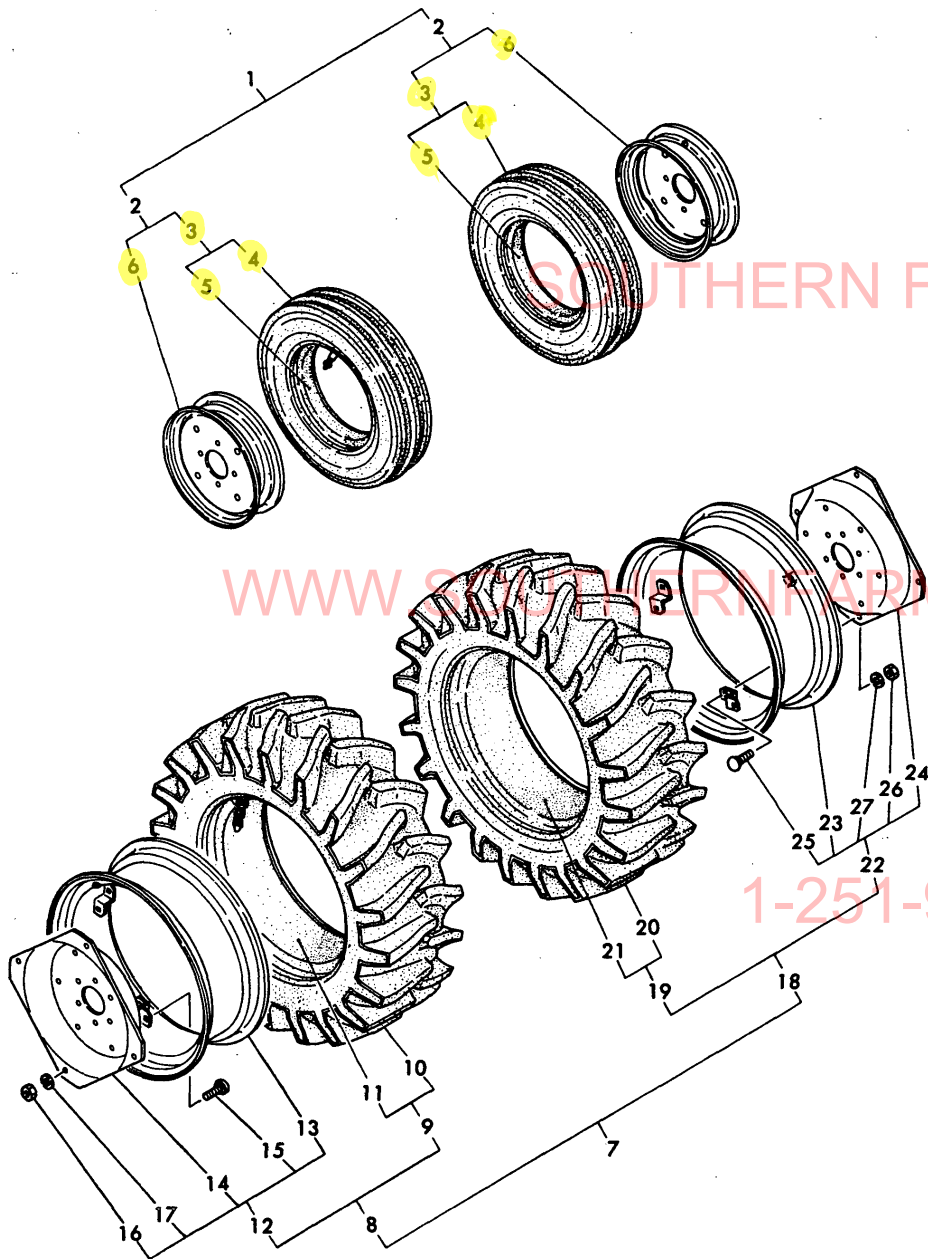
1-251-957-2857

Fig.92. AG TIRES(FOR YM226,USA)

(A)=YM226  
(B)=YM226D  
(C)=

(D)=  
(E)=  
(F)=

Fig. 92 AG TIRES (FRONT & REAR) [For Model YM226]



REF.	LEV.	PARTS NO.	DESCRIPTION	Q'TY						I	R
				(A)	(B)	(C)	(D)	(E)	(F)		
14	4	194130-34811-Q	DISC	1							1
15	4	194130-34850	BOLT M16X 35	4							1
16	4	194130-34840	NUT M16	4							1
17	4	22217-160000	SPRING WASHER 16	4							1
24	4	194130-34811-Q	DISC	1							1
25	4	194130-34850	BOLT M16X 35	4							1
26	4	194130-34840	NUT M16	4							1
27	4	22217-160000	SPRING WASHER 16	4							1

WWW.SOUTHERNFARMEQUIPMENTIMPORTS.COM

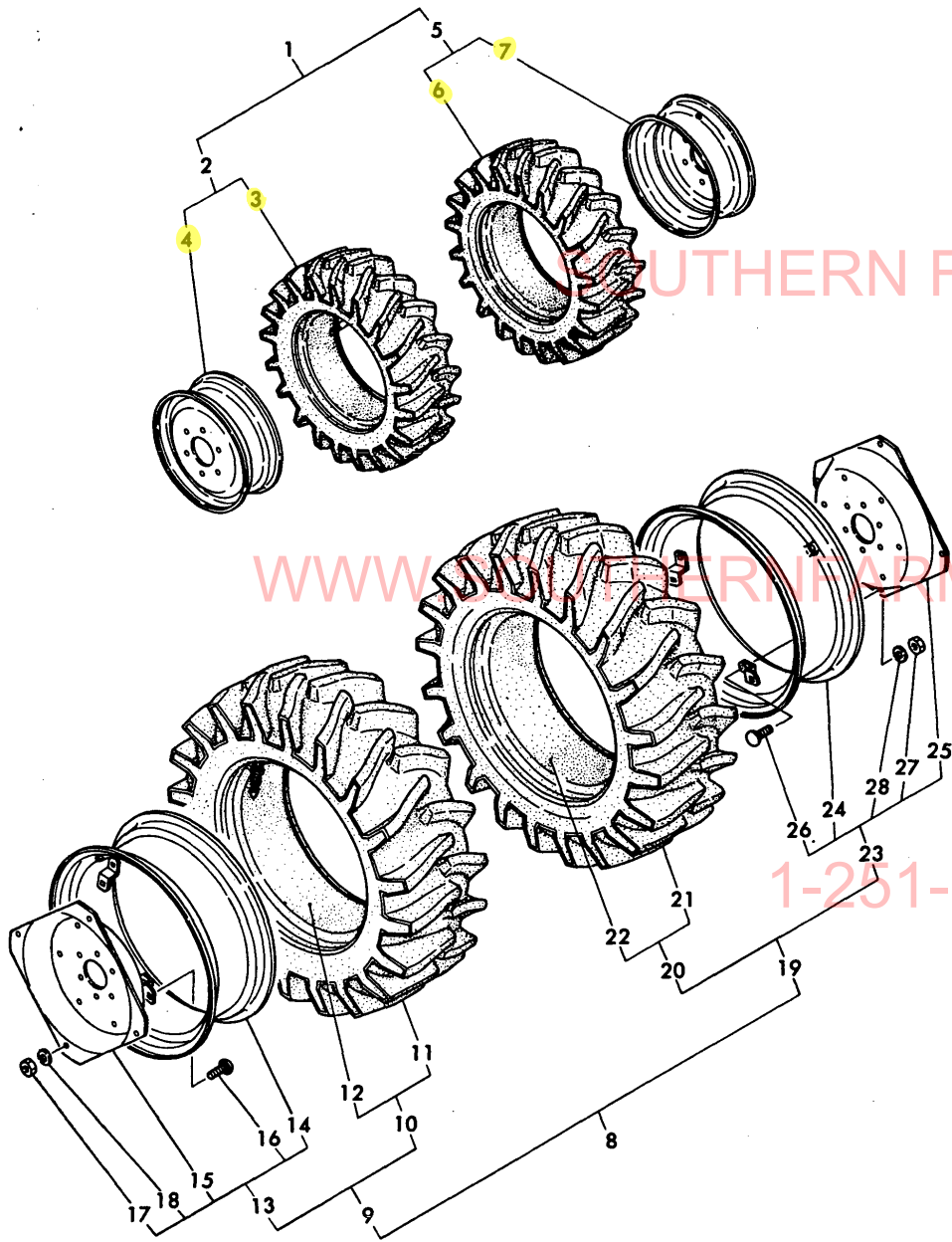
1-251-957-2857

Fig.93. AG TIRES(FOR YM226D,USA)

(A)=YM226  
(B)=YM226D  
(C)=

(D)=  
(E)=  
(F)=

Fig. 93 AG TIRES (FRONT & REAR) [For Model YM226D]



REF.	LEV.	PARTS NO.	DESCRIPTION	Q'TY						I	R
				(A)	(B)	(C)	(D)	(E)	(F)		
15	4	194130-34811-Q	DISC		1						1
16	4	194130-34850	BOLT M16X 35		4						1
17	4	194130-34840	NUT M16		4						1
18	4	22217-160000	SPRING WASHER 16		4						1
25	4	194130-34811-Q	DISC		1						1
26	4	194130-34850	BOLT M16X 35		4						1
27	4	194130-34840	NUT M16		4						1
28	4	22217-160000	SPRING WASHER 16		4						1

SOUTHERN FARM EQUIPMENT

WWW.SOUTHERNFARMEQUIPMENTIMPORTS.COM

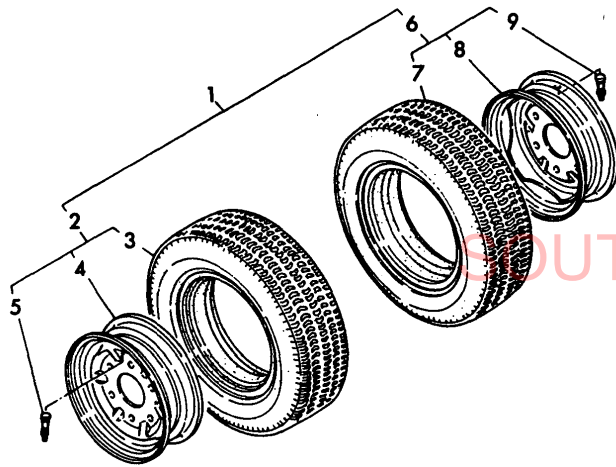
1-251-957-2857

Fig.94. TURF-TIRES(USA)

(A)=YM226  
(B)=YM226D  
(C)=

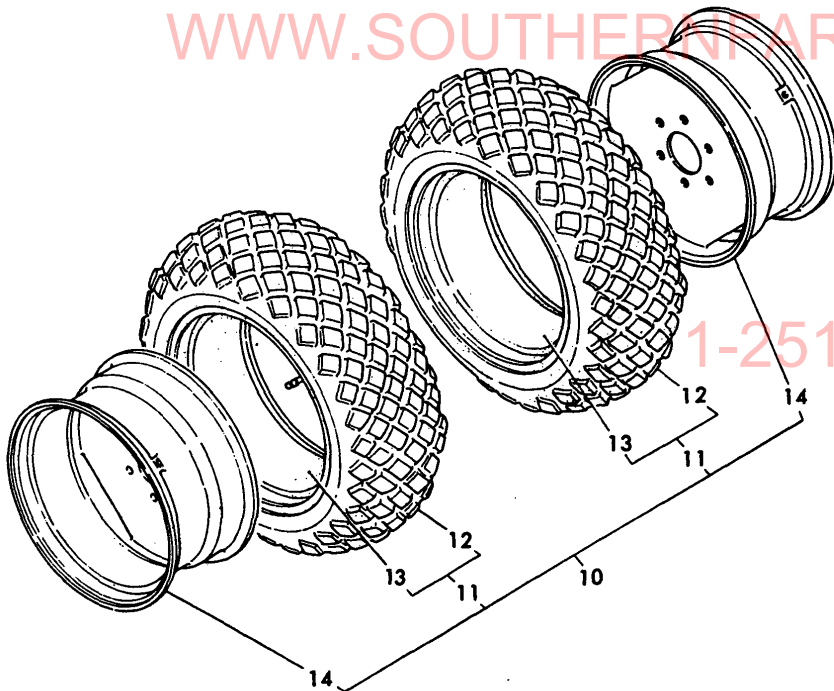
(D)=  
(E)=  
(F)=

Fig. 94 TURF TIRES (FRONT & REAR)



REF.	LEV.	PARTS NO.	DESCRIPTION	Q'TY						I	R
				(A)	(B)	(C)	(D)	(E)	(F)		
1	1	794361-00100-Q	TIRE SET, FRONT	1	1						
1-1	1	794361-00101-Q	TIRE SET, FRONT	1	1						S
		(A=T/# 20278) (B=T/# 40594)									
2	2	794361-14700-Q	TIRE ASSY 24 X8.5	1	1						
2-1	2	794361-14701-Q	TIRE(L) ASSY, FRONT	1	1						S
		(A=T/# 20278) (B=T/# 40594)									
3	3	194361-12850	TIRE 25X 8.5-14	1	1						
4	3	194361-12810-Q	WHEEL 7JAX14EDC	1	1						
4-1	3	194361-12811-Q	WHEEL 7JAX14WDC	1	1						S
		(A=T/# 20278) (B=T/# 40594)									
5	3	194136-12880	VALVE TR413	1	1						
6	2	794361-14800-Q	TIRE ASSY 24 X8.5	1	1						
6-1	2	794361-14801-Q	TIRE(R) ASSY, FRONT	1	1						S
		(A=T/# 20278) (B=T/# 40594)									
7	3	194361-12850	TIRE 25X 8.5-14	1	1						
8	3	194361-12810-Q	WHEEL 7JAX14EDC	1	1						
8-1	3	194361-12811-Q	WHEEL 7JAX14WDC	1	1						S
		(A=T/# 20278) (B=T/# 40594)									
9	3	194136-12880	VALVE TR413	1	1						

WWW.SOUTHERNFARMEQUIPMENTIMPORTS.COM



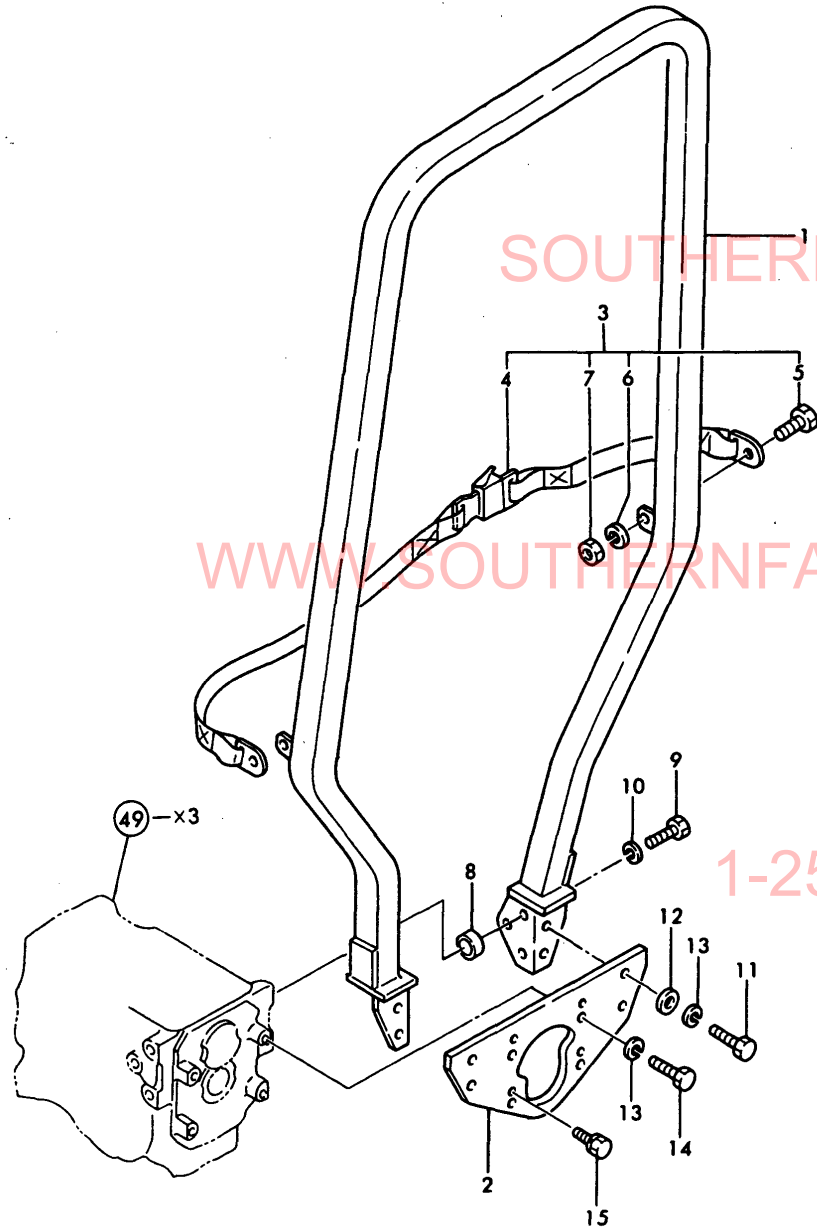
1-251-957-2857

Fig.95. ROLL BAR(USA ONLY)

(A)=YM226  
(B)=YM226D  
(C)=

(D)=  
(E)=  
(F)=

Fig. 95 ROLL BAR (U.S.A. Only)



REF.	LEV.	PARTS NO.	DESCRIPTION	Q'TY						I	R
				(A)	(B)	(C)	(D)	(E)	(F)		
1	1	( 4-11053)	ROLL BAR ASSY	1	1						1
2	1	( 1-22347)	MOUNT PLATE	1	1						1
3	1	( 4-11790)	SEAT BELT KIT	1	1						1
4	1	( 3-10287)	SEAT BELT	1	1						1
5	1	( 3-10045)	SCREW HEX. CAP	2	2						1
6	1	( 3-10152)	WASHER, LOCK	2	2						1
7	1	( 3-10066)	NUT	2	2						1
8	1	( 1-10399)	SPACER	6	6						1
9	1	( 3-11843)	SCREW M16X 45(P=2.0	6	6						1
10	1	( 3-10080)	WASHER, LOCK	6	6						1
11	1	( 3-10046)	SCREW HEX. CAP	4	4						1
12	1	( 3-10087)	WASHER, FLAT	4	4						1
13	1	( 3-10079)	WASHER, LOCK	8	8						1
14	1	( 3-12316)	SCREW M12X 45(P=1.75	4	4						1
15	1	26013-120222	BOLT M12X 22	4	4						1

SOUTHERN FARM EQUIPMENT

WWW.SOUTHERNFARMEQUIPMENTIMPORTS.COM

1-251-957-2857



# SOUTHERN FARM EQUIPMENT

## Part Number Index

WWW.SOUTHERNFARMEQUIPMENTIMPORTS.COM

All parts are stipulated in the order of part numbers.

(Depending on the area in which the part is used.)

This index will display the location of the part according to each part number.

1-251-957-2857

## PARTS No. INDEX

PARTS No.	Fig.	Ref.No.
( 1-10399)	95	8
( 1-22347)	95	2
( 3-10045)	95	5
( 3-10046)	95	11
( 3-10066)	95	7
( 3-10079)	95	13
( 3-10080)	95	10
( 3-10087)	95	12
( 3-10152)	95	6
( 3-10287)	95	4
( 3-11843)	95	9
( 3-12316)	95	14
( 4-11053)	95	1
( 4-11790)	95	3
*REF.35=21- 2	35	44
*REF.35=22	35	45
*REF.35=23- 1	35	46
*REF.35=27	35	54
*REF.35=28	35	42
*REF.35=32- 1	35	57
*REF.35=37	35	61
*REF.35=38	35	62
*REF.35=39	35	43
*REF.36=18- 1	35	47
*REF.36=19- 1	35	48
*REF.36=21- 1	35	49
*REF.36=22- 1	35	50
*REF.36=23- 1	35	51
*REF.36=24- 1	35	52
*REF.36=25	35	55
*REF.36=26- 1	35	58
*REF.36=27	35	59
*REF.36=28- 1	35	53
*REF.36=29- 1	35	56
*REF.36=30- 1	35	41
101147-11900	5	50
101147-12550	7	15
101147-59810	20	29
101158-11190	5	9
101158-11230	5	39
		44
101304-59020	20	12 -1
101720-55750	19	5
102103-55520	19	13
	27	40
102210-07990	4	7
	72	34
	73	35
	74	34

PARTS No.	Fig.	Ref.No.
102210-07990	75	34
	76	34
103854-11490	5	49
	27	16
103854-51251	17	21
		21 -1
103854-51660	17	38
103854-53100	18	2
103854-53120	18	6
103854-53180	18	8
103854-59201	20	15 -1
104104-67300	6	10
104200-11180	5	8
104200-14200	9	4
104200-22300	11	7
104200-53080	18	4
104200-55080	1	22
104200-55321	19	6
104200-55330	19	9
104200-55341	19	7
104200-55750	19	8
104200-59170	20	16
	27	41
104200-61200	21	3
104211-03770	21	50
104211-11100	5	3
104211-11110	5	4
104211-11370	5	11
104300-76460	9	6
105225-01900	1	7
105225-11350	5	12
105225-21500	10	13
105225-21501	10	13 -1
110250-53150	18	10
	54	68
110250-55610	19	14
113200-53110	18	5
113200-53120	18	7
119660-61220	21	4 -1
121000-42051	14	26
	27	30
121000-42100	14	2
121023-42100	14	1
121023-42290	14	21
	26	7
121023-77910	23	1
	26	13
121085-01890	2	18
121120-77920	23	10
121150-51460	17	22

PARTS No.	Fig.	Ref.No.
121241-07150	4	4
	73	33
	74	32
	75	32
	76	32
121250-01710	5	18
	6	24
121250-02070	3	11
		15
121250-35300	12	11
121250-35320	12	14
121250-35330	12	15
121250-35340	12	16
121250-44901	15	19
	26	9
121250-49160	16	11
121250-55620	19	15
121250-59860	20	7
121254-07150	4	3
	72	32
121254-55510	19	12
121400-91140	58	79 -1
	59	95
	60	94
	61	94
	62	94
121420-01760	6	5
	27	18
121440-12480	4	11
	7	33
	73	36
	74	35
	75	36
	76	36
121440-12520	4	9
	7	35
	73	37
	74	36
	75	35
	76	35
121450-01210	1	5
121450-01220	1	6
121450-01511	2	28
	27	8
121450-01531	2	20
	27	7
121450-01550	2	19
121450-01560	2	7
121450-01570	2	10
121450-01710	1	24

PARTS No.	Fig.	Ref.No.
121450-01801	2	23
121450-01951	1	30
121450-01990	1	9
121450-03011	6	20
121450-03012	6	20 -1
121450-03020	6	21
121450-03030	6	22
121450-03610	6	13
121450-03770	6	8
121450-11260	5	30
121450-11270	5	31
121450-11550	5	21 -1
121450-11670	5	15
121450-11680	5	16
	27	14
121450-13200	8	17
	27	23
121450-14090	9	2
121450-14120	9	6 -1
121450-21540	10	7
121450-21541	10	7 -1
121450-32021	12	3
	27	24
121450-32050	12	2
121450-42050	14	10
	27	29
121450-42240	14	6
121450-42260	14	7
121450-42310	14	8
121450-42350	14	20
121450-42450	14	29
121450-44410	14	15
	27	31
121450-44530	15	7
121450-44740	15	15
121450-49020	16	1
121450-49030	16	3
121450-51010	17	2
121450-51500	17	11
121450-59550	20	22
121450-59850	20	4
121450-61000	21	12
121450-61001	21	12 -1
121450-61100	21	1
121450-61101	21	1 -1
121450-61520	21	7
		22
121450-61620	21	6
121450-61631	21	10
121450-66160	21	21

## PARTS No. INDEX

PARTS No.	Fig.	Ref.No.
121450-66170	21	22 -2
121450-66171	21	22 -1
121450-66180	21	20
121450-77200	22	6
	25	1
121450-77330	22	7
121450-77690	23	3
121450-77711	22	10
121450-91400	2	48
121454-12110	7	21
121454-12300	7	1
121454-12480	4	8
	7	34
	72	35
121454-12520	4	10
	7	32
	72	36
121454-12550	7	23
121454-12660	7	4
121454-44590	15	14
121454-49160	16	12
121454-55600	19	1
121454-59010	20	10
121454-59011	20	10 -1
121454-59060	20	19
121454-66002	21	26 -1
121454-66420	21	42
121456-91400	2	52
121456-91981	2	53
121456-91991	2	54
121462-03740	6	6
121462-44580	15	13
121465-11950	5	22 -1
121465-13582	8	18 -1
121465-59950	20	9 -1
121470-13580	8	6
121492-77200	22	14
121520-01850	1	26
121520-01851	1	26 -1
121520-01860	1	27
121520-02100	1	12
121520-02310	3	17
121520-35090	12	6 -1
121520-44510	15	5
121520-61520	21	7 -1
121520-61620	21	6 -1
121520-66000	21	26
121520-66010	21	44
121520-66550	21	31
121520-77710	22	10 -1

PARTS No.	Fig.	Ref.No.
121522-59810	20	1
121522-59830	20	3
121540-13490	8	2
121550-01200	1	14
121550-01330	1	16
	27	4
121550-01331	1	16 -1
	27	4 -1
121550-02110	3	3
121550-02300	3	16
121550-02320	3	18
121550-02330	3	19 -1
121550-02350	3	20 -1
121550-03760	6	7
121550-11240	5	29
121550-11280	5	32
121550-11290	5	33
121550-11310	6	3
	27	17
121550-11400	5	46
121550-11411	5	47
121550-11451	5	48
	27	15
121550-13520	8	16
	27	22
121550-14010	9	1
121550-14400	9	5
121550-22090	11	1
121550-23200	11	12
121550-23380	11	14
121550-35090	12	6
121550-35100	12	7
121550-35110	12	8
	27	25
121550-39200	13	1
121550-49111	16	10
121550-51100	17	3
121550-77810	23	6
121551-01100	1	4
121551-02220	3	4
121551-21590	10	9
121551-21650	10	14
121551-34800	1	39
121551-59500	20	21
121551-66520	21	51
121551-66580	21	52
121551-66900	21	53
121554-12100	7	19
121554-42120	14	14
121554-42140	14	27

PARTS No.	Fig.	Ref.No.
121554-44500	15	1
121554-44511	15	25
121554-44540	15	11
121554-49020	16	20
121554-49040	16	21
121554-59820	20	2
121567-61000	21	12 -2
121567-61620	21	6 -2
121567-61640	21	7 -2
121575-01510	2	50
	27	9
121575-01750	1	25
	27	6
121750-01920	1	13
121750-44550	15	10 -1
121750-59090	20	25
121750-59560	20	27
	23	2
121750-59890	58	9 -1
		9 -2
		72 -1
	59	29
		29 -1
		88
	60	28
		87
	61	28
		87
	62	28
		87
121750-77800	23	5
123325-59100	20	5
123325-59110	20	6
124040-07160	4	6
	73	34
	74	33
	75	33
	76	33
124060-01050	1	3
	2	5
124060-11120	5	5
124060-11160	5	6
124060-11170	5	7
124060-23100	11	11
124060-51300	17	5
124060-59380	20	17
124060-59391	20	15
124060-77680	20	28
		31
	23	4

PARTS No.	Fig.	Ref.No.
124060-77680	30	15
124064-07160	4	5
	72	33
124064-12400	7	8
124064-12420	7	10
124064-12430	7	12
		14
	27	20
124064-12440	7	13
124064-12450	7	17
124064-12460	7	18
124064-12470	7	11
124064-12510	7	3
	26	3
124064-12560	7	22
124064-12570	7	24
124064-12580	7	25
124064-12670	7	5
124064-12680	7	6
124064-12690	7	7
124066-59100	20	26
124067-12050	7	20
	27	21
124085-01820	2	24
124085-01900	1	7 -1
124085-35300	12	11 -1
124085-35350	12	17 -1
124160-01650	6	26
	20	20
124160-01751	6	4
124160-11360	6	18
124160-39140	13	2
124160-39450	13	7
	26	6
124160-49480	16	22
124220-51890	4	15
	17	43
124240-01882	2	43
	27	10
124240-01883	2	43 -1
	27	10 -1
124250-03640	21	49
124250-59260	20	12
124250-77012	22	1
	24	1
124250-77070	24	7 -1
124250-77110	24	12 -1
124250-77120	24	13 -1
124250-77130	24	14 -1
124250-77140	24	15 -1

## PARTS No. INDEX

PARTS No.	Fig.	Ref.No.
124250-77150	24	16 -1
124250-77160	24	17 -1
124250-77170	24	18 -1
124250-77180	24	19 -1
124250-77190	24	20 -1
124250-77210	24	22 -1
124250-77220	24	23 -1
124250-77230	24	24 -1
124250-77240	24	25 -1
124250-77270	24	29 -1
124250-77310	24	28 -1
124250-77320	24	33 -1
124250-77500	24	2 -1
124250-77510	24	3 -1
124250-77520	24	21 -1
124250-77540	24	35 -1
124250-77550	24	32 -1
124450-01610	1	18
124450-12560	7	15 -1
124450-12571	7	16
124450-21230	10	12
124450-35100	12	9
	26	5
124450-35110	12	10
	27	26
124450-35350	12	17
124450-39240	13	6
124450-44550	15	10
		27
124450-44560	15	8
124450-44590	15	2
		26
124460-77820	23	7
124465-13652	8	5
124465-44950	15	20
	27	33
124550-35110	12	9 -1
124550-51320	17	7
124550-51341	17	8
124550-51350	17	6
	27	37
124550-51370	17	9
	27	38
124550-55700	19	11
	26	12
124550-59030	20	23
124550-59090	20	24
124550-59820	13	4
124550-66370	21	43
124550-77020	22	2

PARTS No.	Fig.	Ref.No.
124550-77030	22	3
124550-77710	22	17
124610-77210	22	15
124736-42290	14	28
	26	8
124740-44800	4	13
	15	4
	73	38
	74	37
	75	37
	76	37
124740-44810	4	19
	15	22
	73	39
	74	38
	75	38
	76	38
124740-44920	4	17
	15	24
	73	40
	74	39
	75	39
	76	39
124740-77980	4	21
	73	41
	74	40
	75	40
	76	40
124764-44800	4	12
	15	3
	72	37
124764-44810	4	18
	15	21
	72	38
124764-44920	4	16
	15	23
	72	39
124764-77090	22	4
124764-77980	4	20
	72	40
124766-59050	16	13
	20	13
		14
	30	14
124770-53000	18	3
	26	11
124950-11340	5	10
124950-26420	2	39
124950-51190	17	12
124950-51270	17	4

PARTS No.	Fig.	Ref.No.
124950-51270	27	36
124950-51450	17	23
124950-51510	17	10
124950-51640	17	35
124950-51650	17	36
124950-51670	17	37
124950-55900	22	13
128272-11170	5	7 -1
129350-01230	1	15
129350-01600	1	17
129350-13490	8	1
129350-14100	9	3
129350-21200	10	6
129350-21600	10	11
129350-26000	2	34
129350-26050	2	35
129350-26100	2	36
129350-26160	2	44
129350-26200	2	37
129350-26400	2	38
129350-26490	2	40
129350-32090	12	1
129350-42200	14	5
129350-49010	16	2
129350-49120	16	6
129350-49130	16	5
129350-49530	16	15
129350-49540	16	16
	27	35
129350-49541	16	16 -1
	27	35 -1
129350-49800	16	14
	26	10
129350-61600	21	5
129350-77050	22	5
129350-77051	22	5 -1
129354-77330	22	16
135210-61090	21	40
160260-01800	6	9
171051-01921	1	13 -1
171051-59810	20	1 -1
171051-59820	20	2 -1
171051-59830	20	3 -1
172100-22400	11	8
172100-53200	18	9
	27	39
172200-61220	21	4
174100-54120	17	20
174307-51170	17	13
174307-51181	17	14

PARTS No.	Fig.	Ref.No.
174307-51700	17	24
177088-06160	56	35
		35 -1
192060-46110	63	4
	64	4
	65	4
	66	4
194065-34170	51	3 -1
194080-15420	37	16
	38	16
194080-15430	37	17
	38	17
194080-15440	37	18
	38	18
194080-15450	37	19
	38	19
194080-15460	37	20
	38	20
194080-15550	37	33
	38	33
194080-37781	52	19
194080-51411	58	7
	59	8
	60	8
	61	8
	62	8
194080-51430	58	20
	59	24
	60	124
	61	135
	62	123
194080-57202	58	96
	59	112
	60	111
	61	111
	62	111
194080-58810	58	11
	63	40
	64	41
	65	40
	66	40
194080-74631	77	31
194080-81111-R	89	1
194080-81212-R	89	5
194080-81230-R	89	2
194080-82110	90	9
194081-12960	80	3
	81	3
194081-12970	80	4
	81	4

## PARTS No. INDEX

PARTS No.	Fig.	Ref.No.
194081-54110	58	61
	61	124
194081-54120	58	62
	61	125
194081-54131	58	63
	61	126
194081-54140	58	69 A
194081-54151	58	64
	61	127
194081-54160	58	69 B
194081-54171	58	69 C
194081-54181	58	69 D
194081-54190	58	69 E
194081-54210	58	65
	61	128
194081-54221	58	66
	61	129
194081-54230	58	67
	61	130
194081-54240	58	68
	61	131
194081-55820	58	69
	61	132
194110-37691	52	15
194115-21400	39	12 -1
194130-12321-X	32	44
194130-12330	32	45
194130-12720	32	35
194130-15470	37	22
	38	22
194130-22170	39	19
194130-22280	39	4
194130-33190	49	22
194130-34811-P	80	12
		22
	82	17
		27
194130-34811-Q	81	12
		22
	83	17
		27
	92	14
		24
	93	15
		25
194130-34821-P	82	16
		26
194130-34821-Q	83	16
		26
194130-34840	80	14

PARTS No.	Fig.	Ref.No.
194130-34840	80	24
	81	14
		24
	82	19
		29
	83	19
		29
	92	16
		26
	93	17
		27
194130-34850	80	13
	23	23
	81	13
		23
	82	18
		28
	83	18
		28
	92	15
		25
	93	16
		26
194130-34891-P	80	11
194130-34891-Q	81	11
		21
194130-37560	52	11
194130-37730	39	32
	57	2
194130-37740	52	17
194130-43350	55	2
194130-44480	55	11
194130-46750	54	21
194130-48650	53	24
194136-04720	30	13
194136-12880	84	4
		8
	85	4
		8
	86	4
		8
	87	4
		8
	94	5
		9
194136-34710	86	10
		15
	87	10
		15

PARTS No.	Fig.	Ref.No.
194136-34720	86	11
		16
	87	11
		16
194136-34750-P	85	13
		18
194136-34750-Q	84	13
		18
194136-34760-P	85	13 -1
		18 -1
	87	13
		18
194136-34760-Q	84	13 -1
		18 -1
	86	13
		18
194140-63221	69	5
	70	5
	71	4
194145-01260	28	5
	29	5
194145-04302	30	2
194145-04311	30	3
194145-04351	30	4
194145-04460	30	5
194145-04521	30	6
194145-04810	45	9 -1
194145-11350	32	8
		12
194145-11801-X	32	18
194145-11820	32	19
194145-11860	32	20
194145-11870	32	21
194145-11910	32	22
194145-11920	32	23
194145-11930	32	24
194145-11970	32	25
194145-11980	32	26
194145-11990	32	27
194145-12611-X	32	32
194145-12630	32	33
194145-12640-X	32	34
194145-15651	37	36
	38	36
194145-27960	46	21
194145-36651	50	10 -1
194145-47160	45	22
194145-51570	63	6
194145-52820	58	37
	59	45

PARTS No.	Fig.	Ref.No.
194145-52830	58	38
	59	46
194145-52840	58	39
	59	47
194145-52850	59	48
194145-61560	63	45
	64	46
	65	45
	66	45
	67	33 -2
	68	38 -1
194145-61570	63	1 -1
	64	1
	65	1
	66	1
194145-61650	63	18
		51
	64	19
		52
	65	19
		51
	66	19
		51
194145-64430	63	54
	64	55
	65	54
	66	54
	67	9 -1
		9 -2
	68	9
		9 -1
194145-72550	77	16
		24
194145-73150	77	29
194145-75250	77	37
194145-82240	90	10
194150-01190	52	1
194150-01270	28	6
	29	6
194150-01370	28	9
	29	9
194150-04810	63	1
194150-21910	31	4
	39	6
194150-22160	39	18
194150-22310	39	23
194150-22460	39	29
194150-22480	39	31
	52	2
	57	1

## PARTS No. INDEX

PARTS No.	Fig.	Ref.No.
194150-27760	46	19
194150-27870	46	20
	49	36
194150-33150	50	38
194150-36550	52	28
194150-36651	50	10
194150-37530	52	6
194150-37570	52	12
194150-42130	54	3
194150-42280	54	11
194150-44211	55	6
194150-44261	55	9
194150-45320	54	63
194150-45340	54	64
194150-45361	54	65
194150-51620	33	26
	58	9
		72
194150-52160	58	26
	59	33
	60	32
	61	32
	62	32
194150-52170	58	27
	59	34
	60	33
	61	33
	62	33
194150-61740	64	7
	65	7
	66	7
194150-71230	77	2
		2 -1
194150-74670-U	77	32
194150-74910-X	77	35
194150-74920	77	36
194151-04260	30	9
		9 -1
194151-24770	35	8
		26
	40	18
	47	1
	49	17
194151-36670	35	9
	50	11
194151-37730	52	16
194151-42831	54	13
194151-44111	55	5
194151-45370	54	66
194151-46261	54	67

PARTS No.	Fig.	Ref.No.
194151-46640-X	54	54
194151-47760	57	16
194151-48710	53	38
194151-57100	58	94
194151-57210	58	97
	59	113
	60	112
	61	112
	62	112
194151-63240	69	6
	70	6
	71	5
194151-63250	69	8
	70	8
	71	7
194155-05210	58	33 -1
	59	40 -1
	60	39
	61	39
	62	39
	63	70 -1
	64	71 -1
	65	69
	66	69
	67	29 -1
	68	29 -1
	71	15
194155-52190	58	23
		23 -1
	59	28
		28 -1
	60	27
	61	27
	62	27
194155-55820	58	86
	59	102
	60	101
	61	101
	62	101
194162-53310	45	30
194162-58830	63	41
	64	42
	65	41
	66	41
194166-14800	82	2
		7
	83	2
		7
194166-14810	82	3
		8

PARTS No.	Fig.	Ref.No.
194166-14810	83	3
		8
194166-14820	82	4
		9
	83	4
		9
194167-62110-R	67	3
	68	3
194167-62111-R	67	3 -1
	68	3 -1
194167-62120-R	67	4
	68	4
194167-62121-R	67	4 -1
	68	4 -1
194170-27100	45	6
194170-27120	45	7
194170-27130-X	45	8
194170-27140	45	9
194170-27150	45	12
194170-27170-X	45	13
194170-27180-X	45	14
194170-27190	45	15
194170-27210-X	45	16
194170-27220-X	45	17
194170-27260-U	45	19
194170-27261-U	45	19 -1
194170-27290-X	45	23
194170-27310-X	45	24
194170-27320-X	45	25
194170-27330-U	45	26
194170-27340-X	45	27
194170-27380	45	18 -1
194170-37660-X	52	13
194170-42200-X	54	7
194170-42220	54	10
194170-43200-X	54	14
194170-45100-X	56	1
194170-45101-X	56	1 -1
194170-45120	56	1 A
194170-45220	56	4
194170-45230	56	5
194170-45250	56	6
194170-45320	56	8
194170-45321	56	8 -1
194170-45330	56	9
194170-45350	56	10
194170-45360	56	11
194170-45370	56	12
194170-45410	56	3 G
		3 G-1

PARTS No.	Fig.	Ref.No.
194170-45410	56	33
		33 -1
194170-45430	56	32
194170-45440	56	14
194170-45500	56	3 D
194170-45520	56	16
194170-45530	56	17
194170-45540	56	18
194170-45541	56	18 -1
		18 -2
194170-45550	56	19
194170-45560	56	20
194170-45570	56	21
194170-45600	54	39
194170-45610	54	40
194170-45620	54	41
194170-45630	54	42
194170-45700	54	43
194170-45710	54	44
194170-45720	54	45
194170-45730	54	46
194170-45740	54	47
194170-46300	54	51
194170-46620	54	52
194170-46630	54	53
194170-46650	54	55
194170-46651	54	55 -1
194170-46660	54	56
194170-46670	54	57
194170-47310-X	57	4
194170-47420	57	7
194170-47440	57	8
194170-48950	40	29
194170-51210	63	73
	64	74
	65	72
	66	72
194170-52130	58	25
	59	32
	60	31
	61	31
	62	31
194170-55120	58	81
	59	97
	60	96
	61	96
	62	96
194170-55130	58	82
	59	98
	60	97



## PARTS No. INDEX

PARTS No.	Fig.	Ref.No.
194170-55130	61	97
	62	97
194170-55150	58	83
	59	99
	60	98
	61	98
	62	98
194170-55160	58	84
	59	100
	60	99
	61	99
	62	99
194170-55170	58	85
	59	101
	60	100
	61	100
	62	100
194170-63110-X	69	2
	70	2
194170-63111-X	69	2 -1
194170-65470	72	27
	75	27
	76	27
194170-65510	72	8
	75	8
	76	8
194170-65570	72	13
	75	13
	76	13
194170-65580	72	14
	73	14
	74	14
	75	14
	76	14
194170-65620	72	24
	73	25
	75	24
	76	24
194170-65890	72	28
194170-65891	72	28 -1
	73	31
	75	28
	76	28
194170-72230-X	77	14
194171-13770-X	35	21 -2
194171-13870	35	23 -1
194171-14110-X	36	18 -1
194171-14160	36	21 -1
194171-14170	36	22 -1
194171-14180	36	23 -1

PARTS No.	Fig.	Ref.No.
194171-14190	36	24 -1
194172-01500	29	26
194172-65510	73	8
	74	8
194172-65570	73	13
	74	13
194180-12650	32	37 -1
194180-47490-X	57	10
194180-47500-X	57	11
194190-15560	37	34
	38	34
194190-22250	39	3
194190-24290	40	17
194190-26180	44	4
194190-26860-X	49	35
194190-31120	34	39
194190-31130	34	40
194190-31490	34	4
		21
194190-31510	34	18
194190-32100	34	20
194190-56900	58	79
194190-61250	63	9
	64	10
	65	10
	66	10
194190-61560	63	46
	64	47
	65	46
	66	46
194190-61750	63	20
194190-61761	63	21
	64	22
	65	22
	66	22
194190-61780	63	22
	64	23
	65	23
	66	23
194191-13232	31	10
194191-13240	31	11
194191-13270	33	19
194191-13331-X	33	21
194191-13340	33	22
194191-13350	33	23
194191-13370	33	25
194191-13530	34	8
194191-13540	34	9
194191-13662	34	30
194191-13671	34	10

PARTS No.	Fig.	Ref.No.
194191-13681	34	31
194191-28350	44	15
194191-28451	47	12
194191-28480	47	13
194197-01160	28	3
	29	3
194197-15150-X	37	3 -1
	38	3 -1
194197-15610-X	37	35
	38	35
194197-21160	39	11
194197-24970-X	49	18
194197-26690	44	12
194197-26700	44	13
194197-26710	44	14
194197-26910-X	49	21
194197-26911-X	49	21 -1
194197-72201-X	77	13
194197-75210-X	78	1
194200-41170	53	4
194200-41180	53	5
194200-41190	53	6
194200-41200	53	7
194200-65610	72	18
	73	18
	74	18
	75	18
	76	18
194201-53050	58	42
194201-53051	58	42 -1
194201-53100	58	45 -1
194201-53110	58	46
194240-14210-X	32	40
194240-34710	84	10
		15
		15
194240-34720	84	11
		16
		16
194240-34730	84	12
		17
		17
		17
		17
		17
		17
		17
		17
		17
194240-51820	59	25

PARTS No.	Fig.	Ref.No.
194240-51820	60	24
	61	24
	62	24
194240-52120	59	31
	60	30
	61	30
	62	30
194240-52210	58	29
	59	36
	60	35
	61	35
	62	35
194240-52400	59	42
	60	41
	61	41
	62	41
194240-62250-R	68	33
194240-62251-R	68	33 -1
194240-62260-R	68	34
194240-65432	72	4
	73	4
	74	4
	75	4
	76	4
194240-65441	72	5
	73	5
	74	5
	75	5
	76	5
194240-65671	72	22
	75	22
	76	22
194240-75720	79	3
194240-83420	58	8
	59	9
	60	9
	61	9
	62	9
194240-98221	73	23
	74	23
194240-98251	73	29
	74	29
194241-14101-X	36	18
194241-15100-X	37	1
	38	1
194241-15110-X	37	2
	38	2
194241-15200-X	37	5
	38	5
194241-15310	37	11

## PARTS No. INDEX

PARTS No.	Fig.	Ref.No.
194241-15310	38	11
194241-15320	37	12
	38	12
194241-15350	37	14
	38	14
194241-15500	37	23
	38	23
194241-27540	46	6
194242-51660	59	12
	60	12
	61	12
	62	12
194242-75711	79	1
194242-75740	79	2
194250-51660	58	104
		104 -1
	59	10
		10 -1
	60	10
	61	10
	62	10
194250-61640	63	17 -1
	64	18 -1
	65	18
	66	18
194262-53080	58	43
194262-53090	58	44
194262-53100	58	45
194273-65611	72	19
	73	19
	74	19
	75	19
	76	19
194274-13570	40	9
	50	26
194274-13580	40	6
		33
194275-12910-P	80	5
194275-12910-Q	81	5
194275-45340	54	38
194275-51141	58	4 -1
194275-51210	63	5
194275-53401	58	48
194275-53410	58	49
194275-53421	58	50
194275-53431	58	51
194275-53451	58	53
194275-53481	58	55
194275-61480	63	14
		14 -1

PARTS No.	Fig.	Ref.No.
194275-61480	64	15
		15 -1
	65	15
	66	15
194275-62310	63	62
	64	63
	65	61
	66	61
194275-62320	67	9
194275-63120	69	3
194275-65660	72	21
	75	21
	76	21
194275-73180	50	12
194278-12650	32	37 -2
	36	30 -1
194280-34170	51	3
194281-42810-X	54	12
194281-63240	69	7
	70	7
	71	6
194282-44230	55	7
194282-44250	55	8
194282-44530-X	55	13
194286-71500-X	77	4
194286-74680-U	77	32 -1
194292-51191	59	120
	60	119
194292-74800-U	77	34 -1
194292-75750	79	7
194300-24340	41	16
194300-24350	41	17
194300-24511	40	35
194300-24571-X	40	42
194300-25100	41	31
194300-25180	41	22 -1
194300-25190	41	23
194300-25290	42	12
194300-25820	42	31
194300-25830	42	32
194300-25890	42	33
194300-27140	45	10
194300-27240	45	18
194300-27370	45	28
194300-33200	50	40
194300-35180	41	22
194310-04250	30	8
194310-15150-X	37	3
	38	3
194310-15170	37	4

PARTS No.	Fig.	Ref.No.
194310-15170	38	4
194310-15181	37	32
	38	32
194310-15320	37	12 -1
	38	12 -1
194310-15411	37	15
	38	15
194310-24520	40	36
194310-24660	40	49
194310-24770	41	37
194310-25050	42	3
194310-25350	42	46
194310-25620	43	18
194310-25630	43	5
		19
194310-25830	42	42
194310-25840	42	43
194310-25850	42	44
194310-27140	45	11
194310-27180	46	3
		14
194310-37560	44	16
	47	15
194310-43310	55	1
194310-43410	55	4
194310-44420-X	55	10
194310-47870	57	17
194310-65720	72	29
	75	29
	76	29
194311-11510-X	31	8
194311-11520	31	9
		9 -1
194311-12110-X	33	1
194311-12210-X	33	2
194311-12310-X	33	4
194311-13101	34	1
194311-13130	34	5
194311-13140	34	6
194311-13150	34	7
194311-13360	33	24
194311-13430	35	1
194311-13450-X	34	27
194311-13460	34	28
194311-13470	34	29
194311-13510	34	34
194311-13511	34	34 -1
194311-13520	34	35
194311-13530	34	36
194311-13540	34	37

PARTS No.	Fig.	Ref.No.
194311-13550	34	38
194311-13720	35	17
194311-13730	35	18
194311-13751-X	35	19
194311-13760	35	20
194311-13771-X	35	21
194311-13772-X	35	21 -1
194311-13850	36	1
194311-13860	36	2
194311-13870	36	3
194311-13880	36	4
194311-13890	36	5
194311-13910	36	6
194311-13920	36	7
194311-13930	36	8
194311-13940	36	9
194311-13950	36	10
194311-13960	36	11
194311-14121	36	19
194311-14122	36	19 -1
194311-14130	36	20
194311-14161	36	21
194311-14172	36	22
194311-14180	36	23
194311-14190	36	24
194311-14700-P	82	5
		10
194311-14700-Q	83	5
		10
194311-28230	47	8
194311-28320	47	10
194312-11520	32	4
	35	3
194312-22520-X	39	38
194312-22540	39	40
194312-24070	41	42
194312-24071	41	42 -1
194312-24090	41	43
194312-36710-X	52	30
194312-36720-X	52	34
194312-42150	54	6
194312-46750	40	13
194312-51210	58	15
	59	16
	60	16
	61	16
	62	16
194312-51220	58	16
	59	20
194312-61290	63	26 -1

## PARTS No. INDEX

PARTS No.	Fig.	Ref.No.
194312-61290	64	27 -1
	65	74
	66	74
194313-13630	35	6
194313-13640	35	7
194313-13710-X	35	16
194313-13790	35	23
194320-22530	39	39
194321-13230	48	8
194322-24980	49	19
194322-34180	51	2
194322-51130	58	3
194322-51140	58	4
194322-51560-U	64	21
	65	21
	66	21
194322-52110	58	22
	59	27
	60	26
	61	26
	62	26
194322-61290	63	11
	64	12
	65	12
	66	12
194322-61430	63	75
	64	76
	65	9
	66	9
194322-63250	69	9
	70	9
	71	8
194322-63280	69	10
	70	10
	71	9
194322-65561	72	11
	75	11
	76	11
194322-71600-X	77	5
194322-71700-X	77	6
194322-82110-R	90	2
194323-65561	72	12
	75	12
	76	12
194324-51131	59	3
	60	3
	61	3
	62	3
194324-51141	59	4
	60	4

PARTS No.	Fig.	Ref.No.
194324-51141	61	4
	62	4
194324-62310	63	53 -1
	64	54 -1
	65	53
	66	53
194324-65560	73	11
	74	11
194325-65560	73	12
	74	12
194330-62530	67	21
	68	21
194340-57100	59	110
	60	109
	61	109
	62	109
194361-12810-Q	84	3
		7
	94	4
		8
194361-12811-P	85	3
		7
	87	3
		7
194361-12811-Q	84	3 -1
		7 -1
	86	3
		7
	94	4 -1
		8 -1
194361-12850	84	2
		6
	85	2
		6
	86	2
		6
	87	2
		6
	94	3
		7
194361-16100-X	38	41
194361-16101-X	38	41 -1
194361-21400	39	12
194361-24140	40	32
194361-24290	40	17 -1
194361-26120	44	3
194361-27640	46	17
194361-33100	50	36
194361-34100-X	51	1
194361-37550-X	52	10 -1

PARTS No.	Fig.	Ref.No.
194361-41120-X	53	1 -1
194361-44420-X	55	10 -1
194361-75430	78	2
194361-75720-X	78	3
194362-13300-X	33	20
194362-13780	35	22
194362-13810-X	35	24
194362-13811-X	35	24 -1
194362-13812-X	35	24 -2
194362-13820-X	35	25
194362-14610-X	33	29
194362-14640-X	33	30
194362-14650	33	31
194362-14700-P	82	5 -1
		10 -1
194362-14700-Q	83	5 -1
		10 -1
194363-51111	58	1 -1
	59	1 -1
	60	1
194370-65451	72	6
	73	6
	74	6
	75	6
	76	6
194420-01351	28	8
	29	8
194420-05210	63	65
	64	66
	65	64
	66	64
194420-15700	37	38
	38	38
194420-15710	37	39
	38	39
194420-22240	39	22
194420-22330-X	39	24
194420-22470	39	30
194420-24040	41	15
194420-24101-X	40	1 -1
194420-24120	40	31
194420-24170	41	9
194420-24180	41	10
194420-24270-X	40	15
194420-24280	40	16
194420-24340	48	19
194420-24350-X	49	31
194420-24360	49	32
194420-24371	49	33
194420-24380	49	34

PARTS No.	Fig.	Ref.No.
194420-24410	41	19
194420-24420	41	20
194420-24430	41	21
194420-24810	41	44
194420-24830	41	47
194420-24850	41	49
194420-24870	41	51
194420-24880	41	52
194420-24950	41	66
194420-25160	42	8
194420-25360	42	47
194420-25860	48	2
194420-26650	51	6
194420-27160	46	2
194420-27360	46	5
194420-31820	34	19
194420-32350	48	22
194420-32360	48	23
194420-32370	48	24
194420-32620	50	5
194420-34310-X	50	8
194420-34340	50	9
194420-36300-X	52	25
194420-36320	52	26
194420-36510	52	27
194420-36570	52	29
194420-37510	52	9
194420-37550-X	52	10
194420-37670	52	14
194420-37770	52	18
194420-47370	57	5
194420-52120	58	24 -1
194420-58820	58	12
	59	13
	60	13
	61	13
	62	13
194420-61250-P	64	11
194420-61250-Q	63	10
194420-61640	63	16
		17
		50
	64	17
		18
		51
	65	17
		50
	66	17
		50
194420-65590	72	15

## PARTS No. INDEX

PARTS No.	Fig.	Ref.No.
194420-65590	73	15
	74	15
	75	15
	76	15
194420-74800-U	77	34
194421-28211	47	6
194421-28310	47	9
194422-61371-P	64	14
194422-61371-Q	63	13
194430-01510	28	22
	29	22
194430-21101-X	39	1
194430-21102-X	39	1 -1
194430-22110	39	16
194430-22510	39	37
194430-22550-X	39	41
194430-24150-X	41	1
194430-24151-X	41	1 -1
194430-24190	41	11
194430-24840	41	48
194430-24860	41	50
194430-24900	41	53
194430-24910	41	54
194430-24930	49	16
194430-25130	42	5
194430-25131	42	5 -1
194430-25140	42	6
194430-25141	42	6 -1
194430-25150	42	7
194430-25151	42	7 -1
194430-25160	42	9
194430-25161	42	9 -1
194430-25350	42	20
194430-25351	42	20 -1
194430-25360	42	21
194430-25361	42	21 -1
194430-25370	42	22
194430-25371	42	22 -1
194430-25380	42	23
194430-25381	42	23 -1
194430-25390	43	2
		15
194430-25400	42	24
194430-25450	42	27
194430-25460	42	28
	47	2
194430-25510	42	29
	43	1
194430-25520	43	3
194430-25530	42	30

PARTS No.	Fig.	Ref.No.
194430-25530	43	14
194430-25540	43	16
194430-25550	43	4
		17
194430-25700	42	13
194430-25770	43	6
		20
194430-25780	43	7
		21
194430-25790	43	8
		22
194430-25810	48	1
194430-25830-X	49	20
194430-25910	42	48
194430-25920	42	49
194430-25921	42	49 -1
194430-25930	42	50
194430-25940	42	51
194430-25950	42	52
194430-27570	46	16
194430-27571	46	16 -1
194430-31490	48	6
		14
194430-31510	48	9
194430-31610	48	10
194430-31820	48	11
194430-31850	48	12
194430-32100	48	13
194430-32101	48	13 -1
194430-32300-X	48	20
194430-32310-X	48	21
194430-33140	50	37
194430-33400	51	7
194430-33410	51	8
194430-33500	51	11
194430-61500	65	43
	66	43
194430-61500-P	64	44
194430-61500-R	63	43
194430-74710-U	77	33
194431-13600-X	35	2
194431-13620-X	35	5
194432-01110	28	2
	29	2
194432-01320	28	7
	29	7
194432-01440-U	28	18
194432-01441	28	18 -1
	29	18
194432-04110	30	1

PARTS No.	Fig.	Ref.No.
194432-04111	30	1 -1
194432-04112	30	1 -2
194432-11110-X	31	1
194432-11111-X	31	1 -1
194432-11112-X	31	1 -2
194432-11130-X	31	2
194432-11140	31	3
194432-11210-X	32	1
194432-11300-X	32	5
194432-11400-X	32	10
194432-12310-X	32	43
194432-12340-X	32	46
194432-12350-X	32	47
194432-12900-P	80	1
194432-12900-Q	81	1
194432-14110-X	32	39
194432-16100-X	37	41
194432-22410-X	39	27
194432-22411-X	39	27 -1
194432-24100-X	40	1
194432-24101-X	40	1 -2
194432-24130	40	7
194432-24140	40	10
194432-24150	40	11
194432-24300-X	49	2
194432-24301-X	49	2 -1
194432-25120	42	4
194432-25170	42	10
194432-25210	42	11
194432-25510	42	29 -1
	43	1 -1
194432-25520	43	3 -1
194432-25530	42	30 -1
	43	14 -1
194432-25540	43	16 -1
194432-25960	42	45
194432-25990	44	1
194432-26110	44	2
194432-26500	44	8
194432-26550	44	9
194432-26560	44	10
194432-26670	44	11
194432-27110-X	46	1
194432-27201	45	54
194432-27270-X	45	20
194432-27350-X	46	4
194432-27380	58	102
	59	118
	60	117
	61	117

PARTS No.	Fig.	Ref.No.
194432-27380	62	117
194432-27560-X	46	15
194432-27660	46	18
194432-31300	48	3
194432-31301	48	3 -1
194432-32600-X	50	3
194432-32610-X	50	4
194432-32820-X	50	6
194432-32830-X	50	7
194432-32850	50	20
194432-33160-X	50	39
194432-34310-X	50	35
194432-34320-X	50	34
194432-34700-P	80	6
194432-34700-Q	81	6
194432-34800-P	80	16
194432-34800-Q	81	16
194432-34900	80	7
		17
		17
194432-34910	80	8
		18
		8
		18
194432-34920	80	9
		19
		9
		19
194432-37420-X	52	3
194432-37421-X	52	3 -1
194432-37470-X	52	8
194432-37471-X	52	8 -1
194432-37540-R	52	5
194432-37670	52	14 -1
194432-41120-X	53	1
194432-41150	53	2
194432-41210	53	8
194432-42100-X	54	1
194432-44510	55	12
194432-47120	57	3
194432-47121	57	3 -1
194432-47390	57	6
194432-47530-X	57	12
194432-47540-X	57	13
194432-47610-X	57	14
194432-47710-X	57	15
194432-48110-X	53	16
194432-48220-X	53	19
194432-48240-X	53	22

## PARTS No. INDEX

PARTS No.	Fig.	Ref.No.
194432-48250-X	53	23
194432-48380-X	53	51
194432-51110	58	1
194432-51120	58	2
194432-51310	58	19
	59	23
	60	23
	61	23
	62	23
194432-51550	60	25
	61	25
	62	25
194432-51550-X	58	21
	59	26
194432-52220-X	58	30
	59	37
	60	36
	61	36
	62	36
194432-52240-X	58	32
	59	39
194432-52241	58	32 -1
	59	39 -1
	60	38
	61	38
	62	38
194432-56100	58	73
	59	89
	60	88
	61	88
	62	88
194432-56130	58	87
	59	103
	60	102
	61	102
	62	102
194432-56150	58	75
	59	91
	60	90
	61	90
	62	90
194432-56170	58	76
	59	92
	60	91
	61	91
	62	91
194432-61100-P	64	8
194432-61100-R	63	7
194432-61480	63	15 -1
	64	16

PARTS No.	Fig.	Ref.No.
194432-61480	65	16
	66	16
194432-61570	63	47
	64	48
	65	47
	66	47
194432-61600	58	80
	59	96
	60	95
	61	95
	62	95
194432-61610	58	88
	59	104
	60	103
	61	103
	62	103
194432-61660-X	63	52
	64	53
	65	52
	66	52
194432-61670-X	63	69
	64	70
	65	68
	66	68
194432-61700-X	63	19
194432-61830	63	24
	64	25
194432-61940	63	28
		28 -1
	64	29
	65	28
	66	28
194432-61950	63	74
	64	75
	65	73
	66	73
194432-62150	67	5
194432-62200-R	67	6
	68	6
194432-62210-R	67	7
	68	7
194432-62230	67	8
	68	8
194432-62510-X	67	20
	68	20
194432-62511-X	67	20 -1
	68	20 -1
194432-62530-X	67	22
	68	22
194432-62531-X	67	22 -1

PARTS No.	Fig.	Ref.No.
194432-62531-X	68	22 -1
194432-62550-X	67	23
	68	23
194432-62551-X	67	23 -1
	68	23 -1
194432-62560	67	33
		33 -1
	68	38
194432-63210-X	69	4
	70	4
	71	3
194432-65590	72	16
	73	16
	74	16
	75	16
	76	16
194432-65720	72	25
	73	26
194432-65721	72	25 -1
	73	26 -1
	74	26
	75	25
	76	25
194432-72300-X	77	23
194432-72400-X	77	15
194432-73410-X	77	28
194432-74720	77	33 -1
194432-74810-X	50	27
194432-74830-X	50	28
194433-28110-X	47	3
194433-28150	47	4
194433-28160	47	5
194433-28220	47	7
194433-28280	47	37
194433-28330-X	47	11
194433-34700-P	82	11
194433-34700-Q	83	11
194433-34800-P	82	21
194433-34800-Q	83	21
194433-34900	82	12
		22
	83	12
		22
194433-34910	82	13
		23
	83	13
		23
194433-34920	82	14
		24
	83	14

PARTS No.	Fig.	Ref.No.
194433-34920	83	24
194433-65720	72	26
	73	27
194433-65721	72	26 -1
	73	27 -1
	74	27
	75	26
	76	26
194436-05110-R	65	62
	66	62
194436-05150	65	75
194436-05210	65	76
194436-51110	59	1
194436-51120	59	2
	60	2
	61	2
	62	2
194436-51140	61	1
	62	1
194436-51160	59	6
	60	6
	61	6
	62	6
194436-51700-X	59	17
	60	17
	61	17
	62	17
194436-53100	60	49
	61	49
194436-53110	60	53
	61	53
194436-53120	60	50
	61	50
194436-53130	60	52
	61	52
194436-53140	60	54
	61	54
194436-53150	60	55
	61	55
194436-53160	60	51
	61	51
194436-53600	60	56
	61	56
194436-53610	60	60
		70
	61	60
		70
194436-53620	60	61
		71
	61	61

## PARTS No. INDEX

PARTS No.	Fig.	Ref.No.
194436-53620	61	71
194436-53630	60	59
	61	59
194436-53640	60	58
		68
	61	58
		68
194436-53650	60	57
		67
		86
	61	57
		67
		86
194436-53660	60	63
		73
	61	63
		73
194436-53670	60	64
		74
	61	64
		74
194436-53700	60	66
	61	66
194436-53710	60	69
	61	69
194436-53800	60	76
	61	76
194436-53810	60	79
	61	79
194436-53820	60	82
	61	82
194436-53830	60	83
	61	83
194436-53840	60	78
	61	78
194436-53850	60	77
	61	77
194436-53860	60	80
	61	80
194436-61100	65	8
	66	8
194436-61100-P	64	8 -1
194436-61700-X	64	20
	65	20
	66	20
194436-64200	68	11
194436-64510	60	121
	61	119
	62	120
	70	18

PARTS No.	Fig.	Ref.No.
194440-01550	28	23
	29	23
194440-15340	37	13
	38	13
194440-15341	37	13 -1
	38	13 -1
194440-15870	37	40
	38	40
194440-22441	39	28
194440-25810	43	9
		23
194440-29580	45	29
194440-48210-X	53	17
194440-48230	53	21
194440-48830	53	25
194440-48840	53	26
194440-51150	58	5
194440-51630	58	10
	59	11
	60	11
	61	11
	62	11
194440-52120	58	24
194440-52190	58	28
	59	35
194440-52191	58	28 -1
	59	35 -1
	60	34
	61	34
	62	34
194440-52400	58	35
194440-52420	58	36 A
194440-61220	63	8
		42
	64	9
		43
	65	42
	66	42
194440-61320	65	13
	66	13
194440-61320-X	63	12
	64	13
194440-61550	63	44
	64	45
	65	44
	66	44
194440-61820	63	23
	64	24
	65	24
	66	24

PARTS No.	Fig.	Ref.No.
194440-61831	63	24 -1
	64	25 -1
	65	25
	66	25
194446-05110-P	64	64
194446-05110-R	63	63
194446-05121-P	64	65
194446-05121-R	63	64
	65	63
	66	63
194446-05220	63	66
	64	67
	65	65
	66	65
194446-24500-X	40	34
194446-24540	40	37
194446-24550	40	38
194446-24560	40	39
194446-24561	40	39 -1
194446-24580	40	43
194446-24610	40	44
194446-24620	40	45
194446-24630	40	46
194446-48230-X	53	23 -1
194446-51160	58	6
	59	7
	60	7
	61	7
	62	7
194446-52230-X	58	31
	59	38
	60	37
	61	37
	62	37
194446-61310	65	14
	66	14
194446-61310-P	64	14 -1
194446-61310-Q	63	13 -1
194446-61580	63	48
	64	49
	65	48
	66	48
194446-61621-P	64	50
194446-61621-R	63	49
	65	49
	66	49
194446-61910	63	25 -1
194446-61920	63	26
	64	27
194446-61930	63	27

PARTS No.	Fig.	Ref.No.
194446-61930	64	28
	65	27
	66	27
194446-61950	63	29
	64	30
	65	29
	66	29
194446-62310	63	53
	64	54
194446-64751	72	1
	73	1
194446-64752	72	1 -1
	73	1 -1
	74	1
	75	1
	76	1
194446-65351	72	2
194446-65352	72	2 -1
	75	2
	76	2
194446-65361	72	3
	75	3
	76	3
194446-65461	72	7
	75	7
	76	7
194446-65630	72	20
	75	20
	76	20
194446-65681	72	23
	75	23
	76	23
194446-65730	88	2
194446-65731	88	2 -1
194446-83110-X	88	3
194446-83120	88	4
194446-83130	88	5
194446-83140	88	6
194446-83150	88	7
194446-83160	88	8
194446-83170	88	9
194446-83180	88	10
194446-83210-X	88	11
194446-83220-X	88	12
194446-83240	88	13
194446-83250-X	88	14
194446-83260	88	15
194446-83310	88	16
194447-14140	50	1
194447-14180	50	2



## PARTS No. INDEX

PARTS No.	Fig.	Ref.No.
194447-65621	72	41
	73	20
	74	20
	75	41
	76	41
194448-51151	59	5
	60	5
	61	5
	62	5
194448-53350	64	5
	65	5
	66	5
194448-53360	64	6
	65	6
	66	6
194448-58810	59	30
194448-58811	59	30 -1
	60	29
	61	29
	62	29
194448-61250	65	11
	66	11
194448-61250-P	64	11 -1
194448-61620	67	34
	68	41
194448-61910	63	25
	64	26
	65	26
	66	26
194448-63110-X	71	1
194448-63120-X	70	3
	71	2
194448-65350	73	2
	74	2
194448-65360	73	3
	74	3
194448-65460	73	7
	74	7
194448-65600	72	17
	73	17
	74	17
	75	17
	76	17
194448-65620	73	25 -1
	74	25
194448-65630	73	21
	74	21
194448-65660	73	22
	74	22
194448-65680	73	24

PARTS No.	Fig.	Ref.No.
194448-65680	74	24
194450-11190	49	1
194450-21150	39	5
194450-21151	39	5 -1
194464-01190	28	4
	29	4
	45	1
194464-11340	32	7
		11
194464-15450	37	21
	38	21
194464-16130-U	37	46
194464-45920	40	27
	54	17
		18
194464-45930	40	28
	54	19
		20
194464-47440	57	9
194464-48210	53	18
194464-48220	53	20
194464-48300-X	53	39
194464-48310-M	53	50
194464-48322	53	40
194464-48331	53	41
194464-48341	53	42
194464-48351	53	43
194464-48361	53	44
194464-48370	53	45
194464-48390	53	46
194464-57250	58	98
	59	114
	60	113
	61	113
	62	113
194464-61480	63	15
194491-14190	36	28 -1
194500-27150	45	31
194500-65470	73	28
	74	28
194550-51220	58	16 -1
	59	20 -1
	60	20
	61	20
	62	20
194555-34190	80	15 -1
		25 -1
	81	15 -1
		25 -1
	82	20 -1

PARTS No.	Fig.	Ref.No.
194555-34190	82	30 -1
	83	20 -1
		30 -1
194555-34210	80	14 -1
		24 -1
	81	14 -1
		24 -1
	82	19 -1
		29 -1
	83	19 -1
		29 -1
194555-34850	80	13 -1
		23 -1
	81	13 -1
		23 -1
	82	18 -1
		28 -1
	83	18 -1
		28 -1
194555-77910	40	14 -1
194640-13340	33	25 -1
194730-57120	32	50 -1
194730-57120-X	33	7 -1
	37	49 -1
194730-57130	32	56 -1
194730-57130-X	33	13 -1
194730-57220	32	52
		58
	33	9
		15
	37	42
		51
	38	43
194730-57241	32	53
		59
	33	10
		16
	37	43
		52
		44
194740-00160	28	1
	29	1
194740-06080	40	3
194740-10850	34	15
194740-10870	34	16
194740-10880	34	17
194740-55620	37	25
	38	25
194740-70270-P	68	10
194740-70270-R	67	10

PARTS No.	Fig.	Ref.No.
194740-76200	67	11
194750-04400	28	10
	29	10
194750-15250	37	6
	38	6
194750-15260	37	7
	38	7
194750-15270	37	8
	38	8
194750-15280	37	9
	38	9
194750-15290	37	10
	38	10
194750-15520	37	24
	38	24
194800-65350	72	42
	73	42
	74	41
	75	42
	76	42
194990-20170	45	2
194990-22030	67	12
	68	12 -1
194990-22040	58	93
	59	109
	60	108
	61	108
	62	108
194990-22050	2	8 -1
		45 A
	7	27
	58	18
		41
	59	22
	60	22
	61	22
		122
	62	22
	63	38
	64	39
	65	38
	66	38
194990-22120	58	92
	59	108
	60	107
	61	107
	62	107
	72	30
	73	30
	74	30

## PARTS No. INDEX

PARTS No.	Fig.	Ref.No.
194990-22120	75	30
	76	30
194990-22130	45	3
	60	120
	61	134
	62	119
	63	2
	64	2
	65	2
	66	2
	67	1
	68	1
		12
		32
	69	1
	70	1
194990-22140	45	4
	63	3
		39
	64	3
		40
	65	3
		39
	66	3
	67	2
		19
	68	2
		19
194990-22830	32	48
	33	5
	37	47
194990-22840	32	49
	33	6
	37	48
194990-42710	39	21
194990-52600	44	23
194990-57740	32	29
194990-85561	46	7
195040-13320	44	7
195080-15060	77	10
198220-01261	28	5 -1
	29	5 -1
198220-48750	53	24 -1
198341-14750-P	82	1 -1
198341-14750-Q	83	1 -1
198341-14850-P	82	6 -1
198341-14850-Q	83	6 -1
198421-45440	56	6 -1
1A1030-12200	32	28

PARTS No.	Fig.	Ref.No.
1A1040-28820	47	14
1C6053-26020	45	5
	68	5
1C6140-14050	42	1
1C6140-15870	42	2
1E6190-54080	47	16
1E6190-54480	43	10
		24
1E6190-55120	41	24
1E6190-55660	41	38
1E6190-55710	41	39
1E6191-54330	54	48
43400-500390	20	18
	27	42
43400-500410	14	32
	27	32
43400-500450	1	23
	21	39
	27	5
		44
705311-22500	11	3
	26	4
705311-22501	11	3 -1
	26	4 -1
711100-51540	17	17
721257-55540	19	2
721450-11650	5	36
721450-11660	5	41
721454-01611	2	1
721454-01612	2	1 -1
721454-01613	2	2
721500-21700	10	1
721522-11700	5	1
721522-11701	5	1 -1
721550-02500	3	1
721550-02610	3	8
721550-02620	3	12
721550-02800	3	10
721550-02810	3	14
721550-02820	3	20
721550-02830	3	19
721550-23100	11	9
721550-23600	11	13
721550-51700	17	1
721551-01540	1	20
721551-11520	6	1
721551-13500	8	11
721554-01561	1	1
721554-92500	26	1
721554-92501	26	2

PARTS No.	Fig.	Ref.No.
721554-92600	27	1
721554-92601	27	2
724060-53101	18	1
724550-51520	17	15
794081-12950	80	2
	81	2
794081-54101	58	60
	61	123
794130-34800-P	82	15
		25
794130-34800-Q	83	15
		25
794130-34880-P	80	10
		20
794130-34880-Q	81	10
		20
794130-71410	77	3
		12
		22
		27
	79	6
794136-34500-P	85	9
794136-34500-Q	84	9
794136-34501-P	87	9
794136-34501-Q	86	9
794136-34600	84	14
794136-34600-P	85	14
794136-34601-P	87	14
794136-34601-Q	86	14
794150-21700	39	13
794150-22150	39	17
794166-14700-P	82	1
794166-14700-Q	83	1
794166-14800-P	82	6
794166-14800-Q	83	6
794171-14100	35	40
794275-53401	58	47
794286-71100-X	77	1
794286-71101-X	77	1 -1
794322-82110	90	1
794322-82111	90	1 -1
794361-00100-Q	94	1
794361-00101-Q	94	1 -1
794361-14700-Q	84	1
	94	2
794361-14701-P	85	1
	87	1
794361-14701-Q	84	1 -1
	86	1
	94	2 -1

PARTS No.	Fig.	Ref.No.
794361-14800-Q	84	5
	94	6
794361-14801-P	85	5
	87	5
794361-14801-Q	84	5 -1
	86	5
	94	6 -1
794432-01400-X	67	35
	68	42
794432-72100-X	77	11
794432-72200-X	77	21
794432-73100-X	77	26
794432-74600-X	77	30
794432-74601-X	77	30 -1
794446-83100-X	88	1
794730-57122	32	50
794730-57122-X	33	7
	37	49
794730-57132	32	56
794730-57132-X	33	13
94210M-06900	25	18
94210M-21932	25	9
94210M-32983	25	7
94210M-42802	25	21
94210M-42927	25	4
94210M-42929	25	6
94210M-51416	25	11
94210M-51417	25	12
94210M-51418	25	13
94210M-86025	25	8
94210M-86124	25	5
		16
94210M-86372	25	10
94210M-96717	25	17
X21142215	24	13
X21145866	24	34
X21201110	24	7
X21201115	24	3
X21201313	24	19
X21201605	24	29
X21202601	24	24
X21202602	24	25
X212037002	24	28
X21204259	24	12
X21204302	24	16
X21204401	24	21
X212045001	24	22
X21204810	24	33
X21205310	24	17
X21205400	24	20

# PARTS No. INDEX

PARTS No.	Fig.	Ref.No.
X21205650	24	23
X21207100	24	2
X21207312	24	18
X21209311	24	14
X22501300	24	15
XM069000000	25	18 -1
XM329830000	25	7 -1
XM428020000	25	21 -1
XM429270000	25	4 -1
XM429290000	25	6 -1
XM514160000	25	11 -1
XM514170000	25	12 -1
XM514180000	25	13 -1
XM622270000	25	3 -1
XM860250000	25	8 -1
XM861240000	25	5 -1
		16 -1
XM967170000	25	17 -1

PARTS No.	Fig.	Ref.No.
-----------	------	---------

PARTS No.	Fig.	Ref.No.
-----------	------	---------

PARTS No.	Fig.	Ref.No.
-----------	------	---------

SOUTHERN FARM EQUIPMENT

WWW.SOUTHERNFARMEQUIPMENTIMPORTS.COM

1-251-957-2857

SOUTHERN FARM EQUIPMENT



[WWW.SOUTHERNFARMEQUIPMENTIMPORTS.COM](http://WWW.SOUTHERNFARMEQUIPMENTIMPORTS.COM)

1-251-957-2857

**YANMAR CO., LTD.**