

# PeriAcryl®90 High Viscosity



## Make sure your surgery wins the best dressed award!

PeriAcryl®90 is a special blend of butyl and octyl cyanoacrylate adhesives that are specially designed to perform in the oral cavity. This formulation creates a strong yet flexible dressing that assists in surgical closure and protects and stabilizes the surgical site.

PeriAcryl®90 High Viscosity is a thicker formulation that allows for precise application due to enhanced flow control.

### Benefits of PeriAcryl®90

PeriAcryl®90 forms a zone of inhibition against bacteria that can cause infection.

Using PeriAcryl®90 helps stop bleeding and seals off wounds to reduce surgical time spent on achieving hemostasis or placing sutures.

PeriAcryl®90 is a strong and comfortable dressing compared to dental packing that can feel bulky and fall off too soon.

### Characteristics of PeriAcryl®90

- Polymerizes rapidly in contact with water or moist oral tissue.
- Stays in place for up to 14 days when a multi-layer application is made.
- Dyed violet for increased visibility during application.
- Biocompatible and non-toxic

## How to use PeriAcryl®90



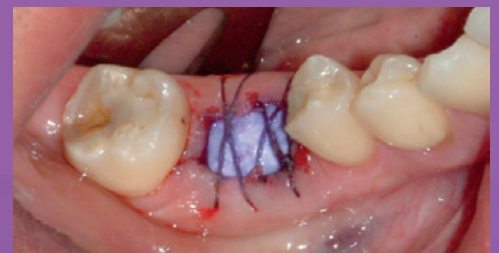
### Step 1

Ensure the treatment site is clean, dry and not actively bleeding. Apply a thin layer of PeriAcryl®90 on top of the site.



### Step 2

Wait approximately 10 seconds for the adhesive bond to begin to form. Using a soaking wet cotton gauze, apply water directly on top of the PeriAcryl®90 application.

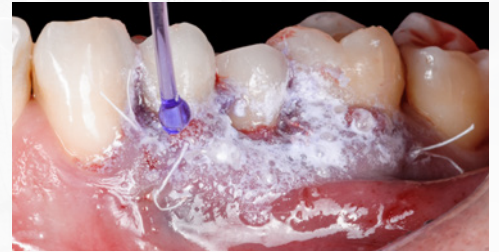
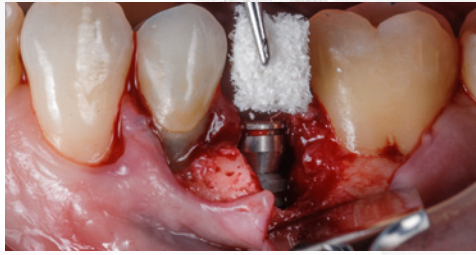


### Step 3

Repeat steps one and two until a visible layer is formed over the treatment site. Two to three layers is recommended.



# A Case Series Using PeriAcryl®90



Photos courtesy of Ramon Gomez Meda, DDS

## More Uses of PeriAcryl®90

### Dressing and closing donor sites



Photo courtesy of Michael Wilby, DDS



Photo courtesy of Farzin Gannad, DDS

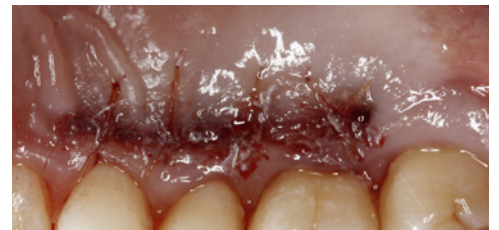
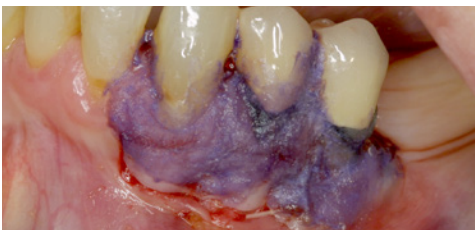


Photo courtesy of Colin B. Weibe, DDS

### Subepithelial and free gingival graft attachment



Photos courtesy of Javier Rojas, DDS



### Stabilizing the membrane post-extraction



Photos courtesy of Kenji Hosoya Suzuri, DDS



1-877-940-2262



[www.periacryl.com](http://www.periacryl.com)



1-877-450-4000



[info@glustitch.com](mailto:info@glustitch.com)



+1-604-788-5785



PeriAcryl