



MPM RUI & Clinic View

Simple Orientation for Cart Users

Licenses and Trademarks

POWERVAR, ONEAC, ManageUPS and MopUPS are registered trademarks of POWERVAR, Inc.

All other trademarks, product and corporate names are the property of their respective owners.

Entire contents copyright ©2013 POWERVAR.

All rights reserved. Reproduction in whole or in part without permission is prohibited.

ABOUT MPM VIEW

Your cart workstation has software installed to give you ...

- on-screen notice of time remaining from the battery.
- a reminder that it's time to plug the cart in to AC power.

MPM Clinic View for Cart Users

- MPMView software Installs on Cart PC (MS Windows)

- Reads MPM & Battery status via USB

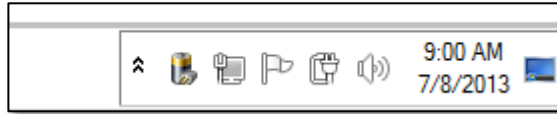
- Shows Time & Status as Taskbar icon

- Rollover icon for messages
- Mouse click to open ClinicView
- Right click for TechView

MPM + BATTERY
Charger
Inverter





CLINIC VIEW

A small battery icon will appear in the taskbar as shown below by the arrow.

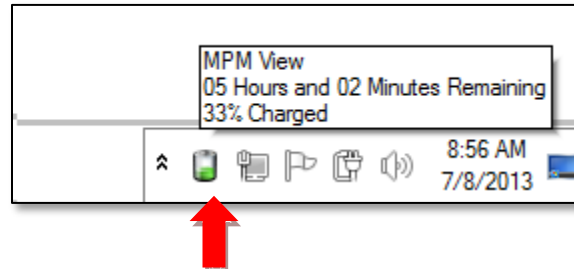


taskbar icon for MPM View

The taskbar icon can reflect four possible states:

	System is running from battery power.
	System is running from AC power
	MPM View Service has lost USB communication with the system.
	MPM GUI application is attempting to connect or has lost communication with the MPM Service on the local host.

Rollover the taskbar icon (see arrow) to view the status message:



Click the taskbar icon to open the “ClinicView” dashboard.



The estimated time reported will adjust up or down, based on the actual electrical load of your workstation.

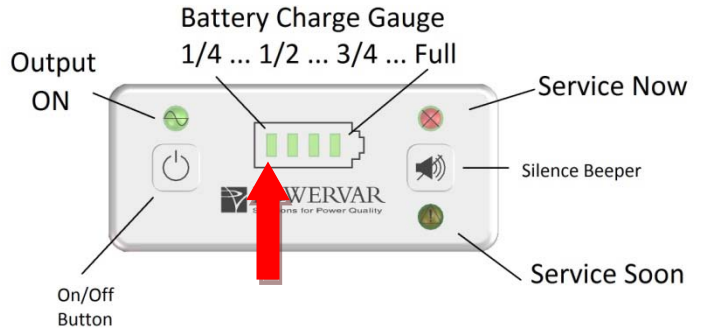
When your PC is running in energy saving mode, the estimated time available will increase.

When your PC is running in full power mode, the estimated time available will decrease.

Low Battery and Other Warnings

Low Battery Conditions

Low battery (yellow) Low-battery-critical (red) conditions will flash the LED in the “¼ tank” position, yellow or red according to the severity..



“¼ Full” LED provides Low Battery indication

Low battery threshold conditions will also cause the Clinic View application to open automatically to notify the cart user of the time remaining and charge level.

Service Related Conditions

Service related alarms, such as overload, over temperature, replace battery etc., will cause one of the RUI Service LEDs to flash.



Contact your cart administrator if you see either of the Service warnings on your cart.