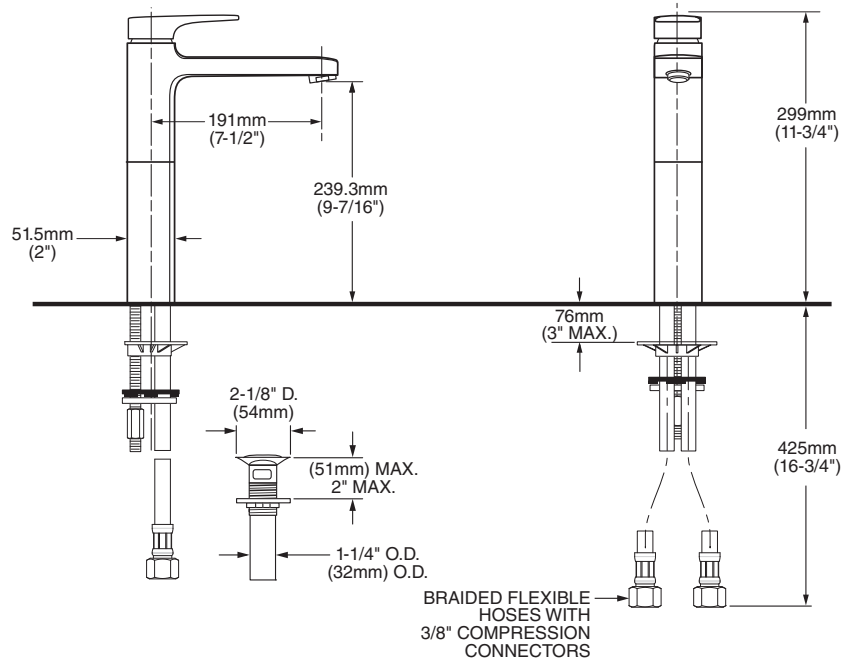




MODEL NUMBER:

- ☐ 2506.152 Single Control Lavatory Grid Drain.
- ☐ 2506.151 Single Control Lavatory Less Drain



GENERAL DESCRIPTION:

Cast brass body. Multiport washerless ceramic disc valve cartridge provides steady water flow even in low pressure situations. Hot limit safety stop. Braided flexible supply hoses with 3/8" compression connectors. 1.5 gpm/5.7L/min. maximum flow rate.

PRODUCT FEATURES:

Brass Construction: Durable. Easy to clean. Ideal for prolonged contact with water.

Multiport Ceramic Disc Valve Cartridge: Assures a lifetime of smooth handle operation, drip-free performance and steady water flow.

Adjustable Hot Limit Safety Stop: Limits the amount of hot water allowed to mix with cold. Reduces the risk of accidental scalding.

Lead Free: Faucet contains ≤ 0.25% total lead content by weighted average.

Choice of Finishes: Available in Polished Chrome or Stainless Steel (PVD).

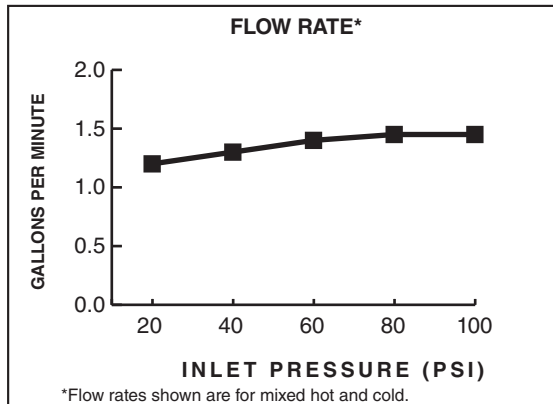
SUGGESTED SPECIFICATION:

Single control lavatory faucet shall feature a cast brass body and metal lever handle. Fitting shall be equipped with flexible supplies with 3/8" compression connectors. Shall also feature multiport washerless ceramic disc valve cartridge with hot limit safety stop. Fitting shall be American Standard Model # 2506.____.


CODES AND STANDARDS

These products meet or exceed the following codes and standards:

- ANSI A117.1**
- ASME A112.18.1**
- CSA B 125**
- NSF 61/Section 9 and Annex G**



Product Number	Description	Finish Options	
		Polished Chrome	PVD Stainless Steel
		002	075
2506.152	Single Control Lavatory faucet with grid drain.		
2506.151	Single Control Lavatory faucet less drain.		

 Meets the American Disabilities Act Guidelines and **ANSI A117.1** Requirements for the physically challenged.