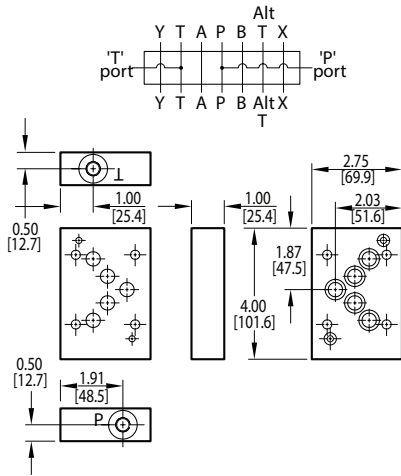


D05 Tapping Plates with USA Pilot Ports

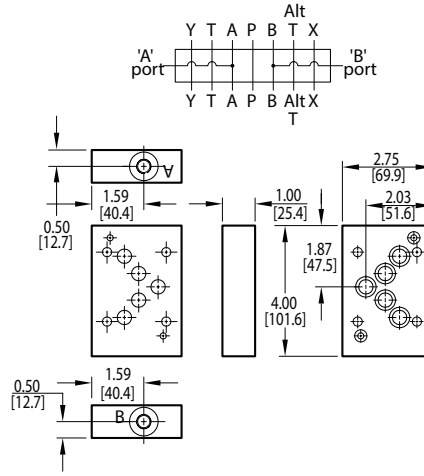
P and T Port Tapping Plate

Tapping Plate hardware / interface seal kit is supplied. See page 180 for itemized list.



A and B Port Tapping Plate

Tapping Plate hardware / interface seal kit is supplied. See page 180 for itemized list.



Specifications, descriptions, and dimensional data are subject to correction or change without notice or incurring obligation. Download latest catalog page revisions at www.daman.com.

Ordering Information

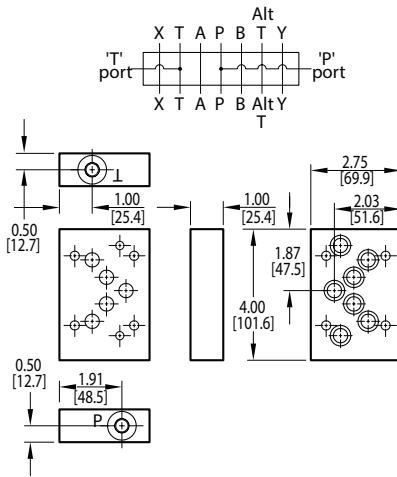
For coating options see pages 245-246.

Material	Valve Pattern	Product Type	Circuit	Port Threads																																		
<table border="1"> <thead> <tr> <th colspan="2">Material</th> </tr> </thead> <tbody> <tr> <td>A</td> <td>Aluminum - 6061-T6 3000[†] psi • 20.7 MPa</td> </tr> <tr> <td>D</td> <td>Ductile Iron - D4512 5000[†] psi • 34.5 MPa</td> </tr> <tr> <td colspan="2">[†] Working pressure should be considered in accordance with ISO 4413 to determine appropriate material type.</td> </tr> </tbody> </table>	Material		A	Aluminum - 6061-T6 3000 [†] psi • 20.7 MPa	D	Ductile Iron - D4512 5000 [†] psi • 34.5 MPa	[†] Working pressure should be considered in accordance with ISO 4413 to determine appropriate material type.		<table border="1"> <thead> <tr> <th colspan="2">Valve Pattern</th> </tr> </thead> <tbody> <tr> <td>D05H</td> <td>(USA std) NFPA T3.5.1-D05 Alt B See Tech Information</td> </tr> </tbody> </table>	Valve Pattern		D05H	(USA std) NFPA T3.5.1-D05 Alt B See Tech Information	<table border="1"> <thead> <tr> <th colspan="2">Product Type</th> </tr> </thead> <tbody> <tr> <td>TP</td> <td>Tapping Plate</td> </tr> </tbody> </table>	Product Type		TP	Tapping Plate	<table border="1"> <thead> <tr> <th colspan="2">Circuit</th> </tr> </thead> <tbody> <tr> <td>PT</td> <td>P and T ports provided</td> </tr> <tr> <td>AB</td> <td>A and B ports provided</td> </tr> </tbody> </table>	Circuit		PT	P and T ports provided	AB	A and B ports provided	<table border="1"> <thead> <tr> <th colspan="2">Port Threads</th> </tr> </thead> <tbody> <tr> <td>4P</td> <td>0.25-18 NPTF ANSI B1.20.3</td> </tr> <tr> <td>4S</td> <td>-4 SAE ISO 11926; SAE 1926</td> </tr> <tr> <td>4B</td> <td>0.25-19 BSPP ISO 1179; BS 2779</td> </tr> <tr> <td>4M</td> <td>M10 x 1.0 ISO 6149</td> </tr> <tr> <td>4T</td> <td>0.25-19 BSPT ISO 7; BS 21</td> </tr> </tbody> </table>	Port Threads		4P	0.25-18 NPTF ANSI B1.20.3	4S	-4 SAE ISO 11926; SAE 1926	4B	0.25-19 BSPP ISO 1179; BS 2779	4M	M10 x 1.0 ISO 6149	4T	0.25-19 BSPT ISO 7; BS 21
Material																																						
A	Aluminum - 6061-T6 3000 [†] psi • 20.7 MPa																																					
D	Ductile Iron - D4512 5000 [†] psi • 34.5 MPa																																					
[†] Working pressure should be considered in accordance with ISO 4413 to determine appropriate material type.																																						
Valve Pattern																																						
D05H	(USA std) NFPA T3.5.1-D05 Alt B See Tech Information																																					
Product Type																																						
TP	Tapping Plate																																					
Circuit																																						
PT	P and T ports provided																																					
AB	A and B ports provided																																					
Port Threads																																						
4P	0.25-18 NPTF ANSI B1.20.3																																					
4S	-4 SAE ISO 11926; SAE 1926																																					
4B	0.25-19 BSPP ISO 1179; BS 2779																																					
4M	M10 x 1.0 ISO 6149																																					
4T	0.25-19 BSPT ISO 7; BS 21																																					

D05 Tapping Plates with ISO Pilot Ports

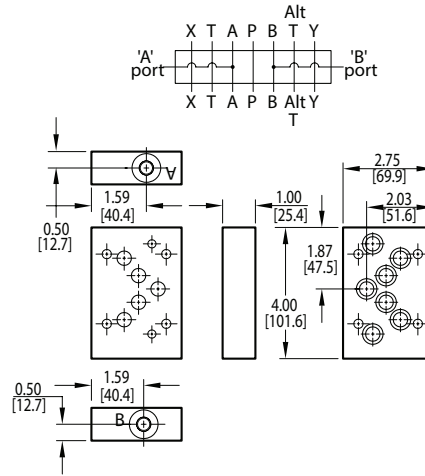
P and T Port Tapping Plate

Tapping Plate hardware / interface seal kit is supplied. See page 180 for itemized list.



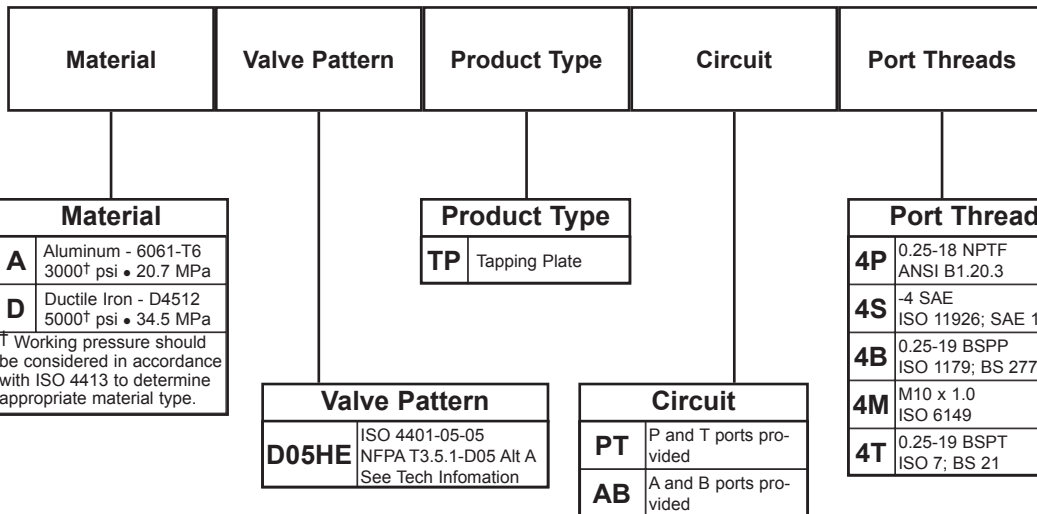
A and B Port Tapping Plate

Tapping Plate hardware / interface seal kit is supplied. See page 180 for itemized list.



Specifications, descriptions, and dimensional data are subject to correction or change without notice or incurring obligation. Download latest catalog page revisions at www.daman.com.

Ordering Information

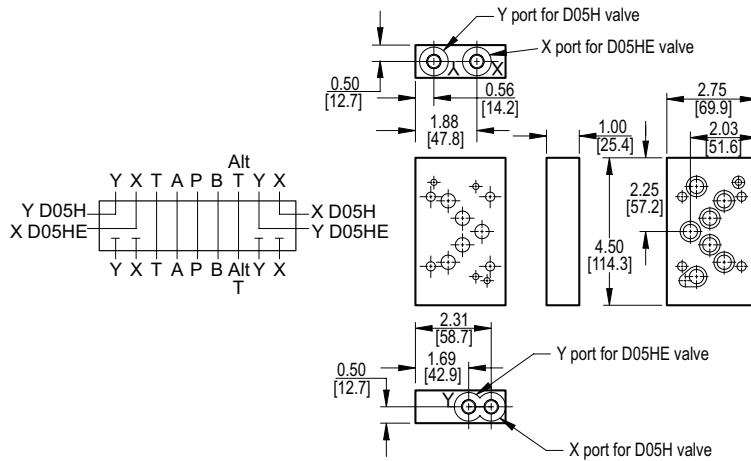


For **coating options** see pages 245-246.

D05 Tapping Plates with Pilot Ports

X and Y Port Tapping Plate

Tapping Plate hardware / interface seal kit is supplied. See page 180 for itemized list.



Specifications, descriptions, and dimensional data are subject to correction or change without notice or incurring obligation. Download latest catalog page revisions at www.daman.com.

Ordering Information

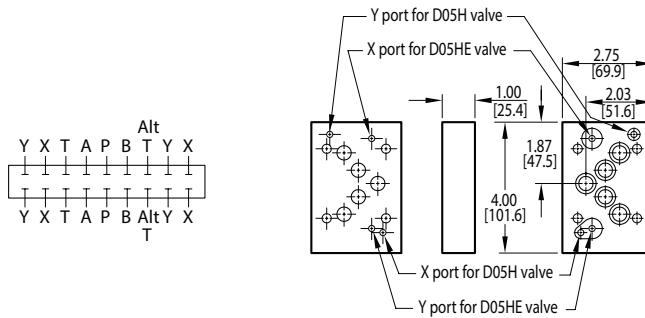
Material	Valve Pattern	Product Type	Circuit	Port Threads																																
<table border="1"> <thead> <tr> <th colspan="2">Material</th> </tr> </thead> <tbody> <tr> <td>A</td> <td>Aluminum - 6061-T6 3000[†] psi • 20.7 MPa</td> </tr> <tr> <td>D</td> <td>Ductile Iron - D4512 5000[†] psi • 34.5 MPa</td> </tr> <tr> <td colspan="2">[†] Working pressure should be considered in accordance with ISO 4413 to determine appropriate material type.</td> </tr> </tbody> </table>	Material		A	Aluminum - 6061-T6 3000 [†] psi • 20.7 MPa	D	Ductile Iron - D4512 5000 [†] psi • 34.5 MPa	[†] Working pressure should be considered in accordance with ISO 4413 to determine appropriate material type.		<table border="1"> <thead> <tr> <th colspan="2">Valve Pattern</th> </tr> </thead> <tbody> <tr> <td>D05H</td> <td>ISO 4401-05-05 NFPA T3.5.1-D05 Alt A & B See Technical Information</td> </tr> </tbody> </table>	Valve Pattern		D05H	ISO 4401-05-05 NFPA T3.5.1-D05 Alt A & B See Technical Information	<table border="1"> <thead> <tr> <th colspan="2">Product Type</th> </tr> </thead> <tbody> <tr> <td>TP</td> <td>Tapping Plate</td> </tr> </tbody> </table>	Product Type		TP	Tapping Plate	<table border="1"> <thead> <tr> <th colspan="2">Circuit</th> </tr> </thead> <tbody> <tr> <td>XY</td> <td>X and Y ports provided</td> </tr> </tbody> </table>	Circuit		XY	X and Y ports provided	<table border="1"> <thead> <tr> <th colspan="2">Port Threads</th> </tr> </thead> <tbody> <tr> <td>4P</td> <td>0.25-18 NPTF ANSI B1.20.3</td> </tr> <tr> <td>4S</td> <td>-4 SAE ISO 11926; SAE 1926</td> </tr> <tr> <td>4B</td> <td>0.25-19 BSPP ISO 1179; BS 2779</td> </tr> <tr> <td>4M</td> <td>M10 x 1.0 ISO 6149</td> </tr> <tr> <td>4T</td> <td>0.25-19 BSPT ISO 7; BS 21</td> </tr> </tbody> </table>	Port Threads		4P	0.25-18 NPTF ANSI B1.20.3	4S	-4 SAE ISO 11926; SAE 1926	4B	0.25-19 BSPP ISO 1179; BS 2779	4M	M10 x 1.0 ISO 6149	4T	0.25-19 BSPT ISO 7; BS 21
Material																																				
A	Aluminum - 6061-T6 3000 [†] psi • 20.7 MPa																																			
D	Ductile Iron - D4512 5000 [†] psi • 34.5 MPa																																			
[†] Working pressure should be considered in accordance with ISO 4413 to determine appropriate material type.																																				
Valve Pattern																																				
D05H	ISO 4401-05-05 NFPA T3.5.1-D05 Alt A & B See Technical Information																																			
Product Type																																				
TP	Tapping Plate																																			
Circuit																																				
XY	X and Y ports provided																																			
Port Threads																																				
4P	0.25-18 NPTF ANSI B1.20.3																																			
4S	-4 SAE ISO 11926; SAE 1926																																			
4B	0.25-19 BSPP ISO 1179; BS 2779																																			
4M	M10 x 1.0 ISO 6149																																			
4T	0.25-19 BSPT ISO 7; BS 21																																			

For coating options see pages 245-246.

D05 Tapping Plates with Pilot Ports

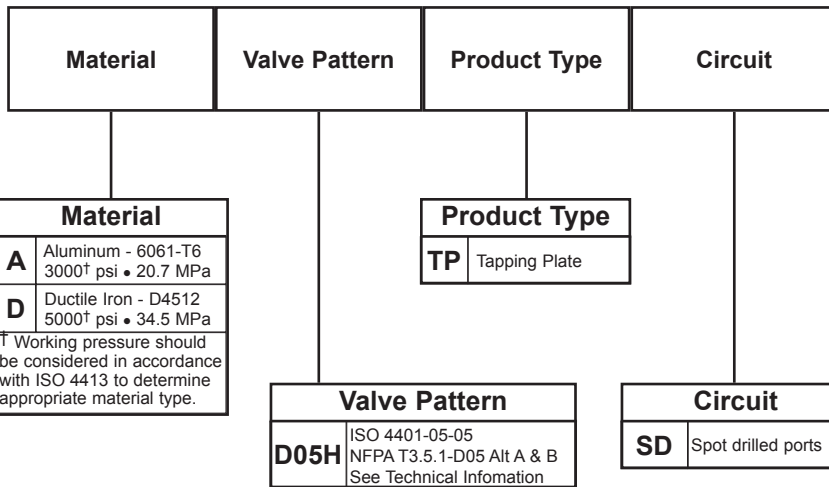
Spot Drilled Tapping Plate

Tapping Plate interface seal kit is supplied.
See page 180 for itemized list.



Specifications, descriptions, and dimensional data are subject to correction or change without notice or incurring obligation. Download latest catalog page revisions at www.daman.com.

Ordering Information

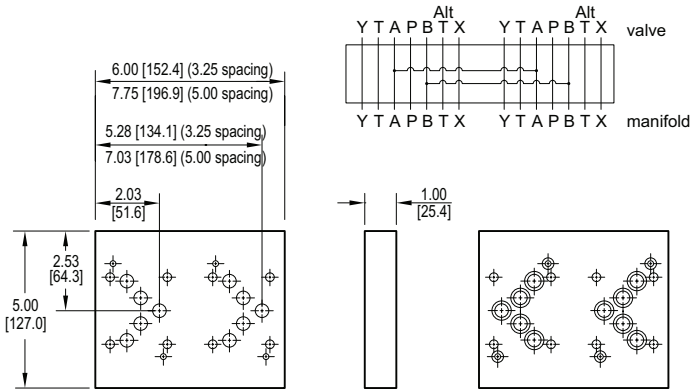


For **coating options** see pages 245-246.

D05 Tapping Plates with Pilot Ports

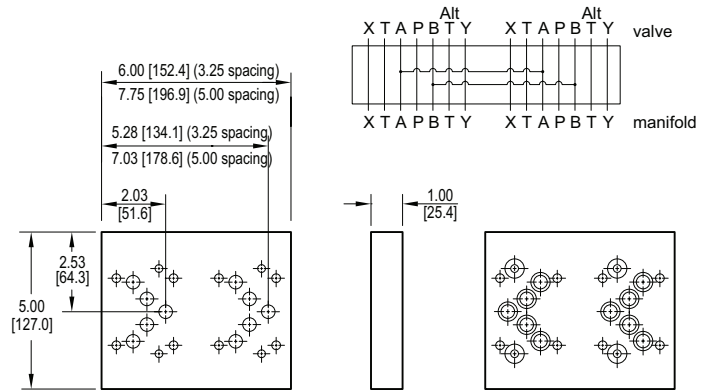
D05(H) Two Station Tapping Plate (USA Pilot Ports) A₁ common to A₂, B₁ common to B₂

Tapping Plate interface seal kit is supplied.
See page 180 for itemized list.



D05(HE) Two Station Tapping Plate (ISO Pilot Ports) A₁ common to A₂, B₁ common to B₂

Tapping Plate interface seal kit is supplied.
See page 180 for itemized list.



Specifications, descriptions, and dimensional data are subject to correction or change without notice or incurring obligation. Download latest catalog page revisions at www.daman.com.

Ordering Information

For **coating options** see pages 245-246.

Material	Valve Pattern	Product Type	No. of Stations	Valve Spacing	Circuit																																
<table border="1"> <thead> <tr> <th colspan="2">Material</th> </tr> </thead> <tbody> <tr> <td>A</td> <td>Aluminum - 6061-T6 3000[†] psi • 20.7 MPa</td> </tr> <tr> <td>D</td> <td>Ductile Iron - D4512 5000[†] psi • 34.5 MPa</td> </tr> <tr> <td colspan="2">[†] Working pressure should be considered in accordance with ISO 4413 to determine appropriate material type.</td> </tr> </tbody> </table>	Material		A	Aluminum - 6061-T6 3000 [†] psi • 20.7 MPa	D	Ductile Iron - D4512 5000 [†] psi • 34.5 MPa	[†] Working pressure should be considered in accordance with ISO 4413 to determine appropriate material type.		<table border="1"> <thead> <tr> <th colspan="2">Valve Pattern</th> </tr> </thead> <tbody> <tr> <td>D05H</td> <td>(USA std) NFPA T3.5.1-D05 Alt B See Tech Information</td> </tr> <tr> <td>D05HE</td> <td>ISO 4401-05-05 NFPA T3.5.1-D05 Alt A See Tech Information</td> </tr> </tbody> </table>	Valve Pattern		D05H	(USA std) NFPA T3.5.1-D05 Alt B See Tech Information	D05HE	ISO 4401-05-05 NFPA T3.5.1-D05 Alt A See Tech Information	<table border="1"> <thead> <tr> <th colspan="2">Product Type</th> </tr> </thead> <tbody> <tr> <td>TP</td> <td>Tapping Plate</td> </tr> </tbody> </table>	Product Type		TP	Tapping Plate	<table border="1"> <thead> <tr> <th colspan="2">No. of Stations</th> </tr> </thead> <tbody> <tr> <td>02</td> <td>02 Stations</td> </tr> </tbody> </table>	No. of Stations		02	02 Stations	<table border="1"> <thead> <tr> <th colspan="2">Valve Spacing</th> </tr> </thead> <tbody> <tr> <td>3</td> <td>3.25 inch 82.6 mm</td> </tr> <tr> <td>5</td> <td>5.00 inch 127.0 mm</td> </tr> </tbody> </table>	Valve Spacing		3	3.25 inch 82.6 mm	5	5.00 inch 127.0 mm	<table border="1"> <thead> <tr> <th colspan="2">Circuit</th> </tr> </thead> <tbody> <tr> <td>AB</td> <td>A₁ common to A₂ B₁ common to B₂</td> </tr> </tbody> </table>	Circuit		AB	A ₁ common to A ₂ B ₁ common to B ₂
Material																																					
A	Aluminum - 6061-T6 3000 [†] psi • 20.7 MPa																																				
D	Ductile Iron - D4512 5000 [†] psi • 34.5 MPa																																				
[†] Working pressure should be considered in accordance with ISO 4413 to determine appropriate material type.																																					
Valve Pattern																																					
D05H	(USA std) NFPA T3.5.1-D05 Alt B See Tech Information																																				
D05HE	ISO 4401-05-05 NFPA T3.5.1-D05 Alt A See Tech Information																																				
Product Type																																					
TP	Tapping Plate																																				
No. of Stations																																					
02	02 Stations																																				
Valve Spacing																																					
3	3.25 inch 82.6 mm																																				
5	5.00 inch 127.0 mm																																				
Circuit																																					
AB	A ₁ common to A ₂ B ₁ common to B ₂																																				