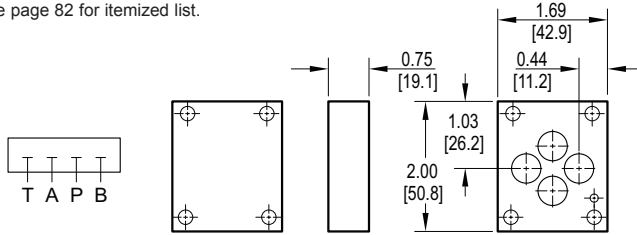


# D03 Cover Plates

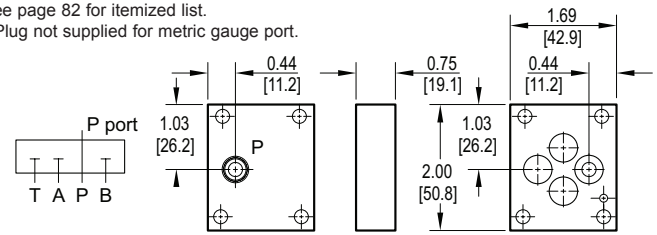
## Parallel Circuit Cover Plate

Cover Plate mounting hardware is supplied.  
See page 82 for itemized list.



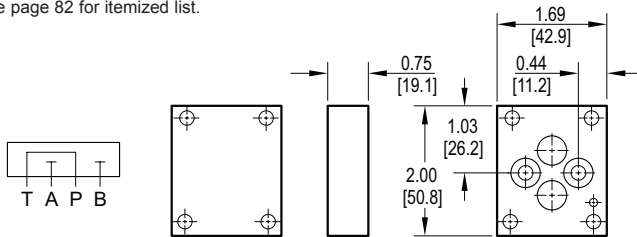
## Parallel Circuit Cover Plate with Gauge Port

Cover Plate mounting hardware is supplied. \*  
See page 82 for itemized list.  
\* Plug not supplied for metric gauge port.



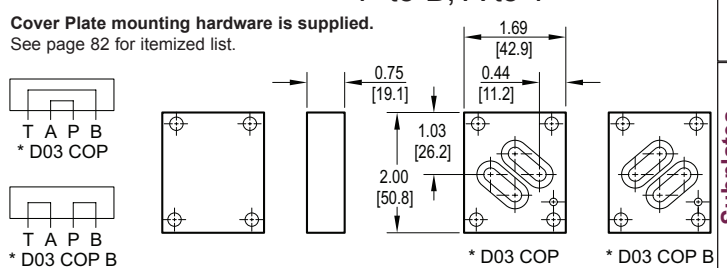
## Series Circuit Cover Plate: P to T

Cover Plate mounting hardware is supplied.  
See page 82 for itemized list.



## Crossover Cover Plate: P to A; B to T or P to B; A to T

Cover Plate mounting hardware is supplied.  
See page 82 for itemized list.



Specifications, descriptions, and dimensional data are subject to correction or change without notice or incurring obligation. Download latest catalog page revisions at [www.daman.com](http://www.daman.com).

# Ordering Information

Material	Valve Pattern	Circuit	Gauge Port	Bolt Threads
----------	---------------	---------	------------	--------------

For **coating options**  
see pages 245-246.

Material	
<b>A</b>	Aluminum - 6061-T6 3000† psi • 20.7 MPa
<b>D</b>	Ductile Iron - D4512 5000† psi • 34.5 MPa

† Working pressure should be considered in accordance with ISO 4413 to determine appropriate material type.

Circuit	
<b>CPP</b>	Parallel Circuit
<b>CPS</b>	Series Circuit
<b>COP</b>	Crossover Circuit (P to A, B to T)
<b>COPB</b>	Crossover Circuit (P to B, A to T)

Bolt Threads	
Omit for inch (UNC) bolt kit.	
<b>M</b>	Metric (ISO 6H) bolt kit

Valve Pattern	
<b>D03</b>	ISO 4401-03-02 NFPA T3.5.1-D03 See Tech Information

Gauge Port	
Available with parallel circuit only. Omit if not required.	
<b>G</b>	0.125 NPTF or 0.125 BSPT (M option)